

FALL

1937

WINTER

Stoves·Ranges

AND FIREPLACE FIXTURES



HIBBARD, SPENCER, BARTLETT & CO.
CHICAGO.

Stoves-Ranges Fireplace Fixtures

Quick Index

Air Conditioner Unit.....1227
 Andirons and Screens.....1280 to 1283
 Air Moisteners1275
 Coal Hods.....1268

COOK STOVES

Coal and Wood.....1237, 1243 to 1245
 Gasoline, Portable.....1213

Drum Ovens1248
 Feed Cookers and Stoves..1213 and 1265
 Furnace Pipe and Elbows.....1273
 Furnace Sundries1276
 Furnaces & Equipment.1201, 1221 to 1229
 Gas Hose and Fittings.....1287
 Garbage Burner.....1249

HEATING STOVES

Cannon1220
 Coal and Wood.....1187 to 1195, 1220
 Gas1198 to 1200, 1202
 Gasoline1212 and 1213
 Hot Blast.....1214 and 1215
 Kerosene.....1208 to 1210, 1212
 Kitchen1246 and 1247
 Oak1215 and 1216
 Oil.....1203 to 1207, 1211
 Radiant, Portable...1202, 1212 and 1213
 Schoolroom1220B to 1221
 Wood.....1196 and 1197, 1216 to 1219

Hot Plates, Gas.....1255
 Laundry Stoves, Coal and Wood.....1248
 Linoleum Binding.....1284

RADIANT HEATERS

Gas1202
 Gasoline.....1212 and 1213

RANGES

Coal & Wood.1230 to 1236, 1238 to 1242
 Hotel and Restaurant.....1253 to 1257

Stove Boards.....1266 and 1267
 Stove Pipe & Elbows.....1269 to 1272
 Stove Polish1285
 Stove Repairs1260 to 1262
 Stove Sundries1276 to 1279

WATER HEATERS

Coal and Wood.....1249, 1264
 Electric1250
 Gas1251
 Gasoline.....1213 and 1252
 Kerosene1250

Water Softener.....1263

HIBBARD, SPENCER, BARTLETT & Co.
 CHICAGO.

Jady Hibbard


**FIREPLACE TYPE
WARM AIR
CIRCULATOR**



The Heart of any heating plant is the fire-bowl and pot. Here you have an extra heavy oversize fire bowl, ribbed for strength, durability and efficiency.

Hot Blast Tube forces fresh air into fire, makes fuel burn more completely. Turns even smoke and gas into useful heat.

The grates are of improved Duplex type with cogs on outside of the ash pit. Ash door opening is at the bottom, at the right side of heater.



Read These Features Right Out Loud!

Extra heavy spacious cast iron heating unit. Cast iron front, top, base, bottom, and legs, rigid and substantial. Sides and back of Armco ingot iron, rust-resisting and porcelain enameled. Cast iron humidifier. Reversible grates for burning coal or wood with greatest efficiency. Two-tone burl, platinum and fawn finish, blends with finest furniture. All joints sealed with asbestos cement. Door facings individually bound and fitted. Reversible smoke collar. Removable grille in top. Apron smoke guard. Holds fire over night.

Uses Coal or Wood

The spacious door opening will accommodate large chunks of wood or coal. Reversible grates (one side for coal, one for wood) permit economical operation with either fuel.

Hot Blast Tube

Saves one-third fuel. It admits preheated down draft, causing perfect combustion.

Specifications

Will heat, rooms	5 to 6
Lower dimensions, in.	38x25x47
Firepot, in.	20x10 1/2 x8
Reversible door opening, in.	14 1/2 x9 1/4
Ash door opening, in.	10x7 1/2
Smoke collar, in.	7
Shipping w't, lbs.	485
71320H2	each \$79.50

Built Like a Furnace

The *Jady Hibbard* will stand up for years. The firepot and dome are massive, made of heavy cast iron, ribbed for double strength and double heating surface. Cabinet is heavy steel and cast iron combined, beautifully porcelain enameled.

Warms the Entire Home


The *Jady Hibbard* is a warm air circulator, a radiant heater, and a fireplace all in one. Each floor is warm in the severest weather as the *Jady Hibbard* radiates heat downwards as well as outwards. The *Jady Hibbard* also circulates hot air evenly. Humidification is provided by a humidifier conveniently located. Creates a healthful atmosphere that discourages winter colds and coughs, relieving that stuffy condition sometimes prevalent indoors in the winter.

*** Wholesale Price to Dealer Reduced Because of Lower Handling Cost of Larger Quantity**

Prices Net F.O.B. Chicago, Add Freight to _____

Lady Hibbard PARLOR FURNACE

If you want something Distinctive, something that is Different, with Quality and Efficiency assured, you have it here.



We did not stop after our designers brought in the most beautiful heater, but had our engineers check to see that every practical convenience and feature, in bringing forth the most up-to-date heater, was included.

The past year has proven that we have accomplished our desire. Everywhere users have been enthusiastic with the results that this heater has given.

Latest Creation. Black porcelain enamel finish with chrome trim makes a beautiful setting.

FEATURES

1—The Hearth, affords the user a place to rest and warm cold feet.

2—The Floor Base, with its many louvres, means keeping warm floors.

3—The Louvres in the front, which throw off the direct heat which is so desirable when coming in out of a beastly cold temperature.

4—The Hot Blast Tube, which burns up all excess gases and gives you that much more economical fuel cost.

5—The Extra Heavy Inner Unit with ground fitting doors. A perfect fit.

6—Extra Heavy Duplex Grates, enables the burning of either wood or coal.

7—Deep Ash Pit. Ashes are removed from the right end of heater.

8—Water Pan conveniently concealed, provides moist and healthful air.

9—Smoke Screen in feed door opening keeps smoke and dust out of room when firing.

SPECIFICATIONS

Will Heat, rooms.....	5-6
Fire Pot, in.	20x10½x8
Feed Door Opening, in.	14½x9¼
Ash Pit Door Opening, in.	10x7½
Overall Size, in.	48x30x17
Pipe Collar, Reversible, in.	7
Weight, lbs.	485
Finish—Black Porcelain and Chrome Trim	

W2020H2each \$77.5

* Wholesale Price to Dealer Reduced Because of Lower Handling Cost of Larger Quantity

Prices Net F.O.B. Chicago, Add Freight to _____

Lady Hibbard PARLOR FURNACE

The *Lady Hibbard* Parlor Furnace, the last word in heater design, is also offered in beautiful walnut porcelain finish and chrome trim, with black porcelain base.

Some folks do not follow new trends so rapidly and they have the opportunity of purchasing this model in this attractive finish, with all the features that have made the *Lady Hibbard* Parlor Furnace an outstanding number during the past season.

We can only repeat we did not stop after our designers brought in the most beautiful heater, but had our engineers check to see that every practical convenience and feature, in bringing forth the most up-to-date heater, was included.



THESE ALL HAVE BEEN PROVEN. READ THE FOLLOWING FEATURES

1—The Hearth, affords the user a place to rest and warm cold feet.

2—The Floor Base, with its many louvres, meaning warm floors.

3—The Louvres in the front, which throw off that direct heat which is so desirable when coming in out of a beastly cold temperature.

4—The Hot Blast Tube, which burns up all excess gases and gives you that much more economical fuel cost.

5—The Extra Heavy Inner Unit with ground fitted doors. A perfect fit.

6—Extra Heavy Duplex Grates, enables the burning of either wood or coal.

7—Deep Ash Pit. Ashes are removed from the right end of heater.

8—Water Pan conveniently concealed, provides moist and healthful air.

9—Smoke Screen in feed door opening keeps smoke and dust out of room when firing.

The *Lady Hibbard* has IT—Beauty, Quality, Price.

The most modernistic, practically designed heater on the market.

SPECIFICATIONS

Will Heat, rooms.....	5-6
Fire Pot, in.	20x10 $\frac{1}{2}$ x8
Feed Door Opening, in.	14 $\frac{1}{2}$ x9 $\frac{1}{4}$
Ash Pit Door Opening, in.	10x7 $\frac{1}{2}$
Overall Size, in.	48x30x17
Pipe Collar, Reversible, in.	7
Weight, lbs.	485
Finish—Burl Walnut and Chrome Trim	


W1020H2each \$89.50

*** Wholesale Price to Dealer Reduced Because of Lower Handling Cost of Larger Quantity**

Prices Net F.O.B. Chicago, Add Freight to _____

Lady Hibbard PARLOR FURNACE

ATTRACTIVE . . . EFFICIENT . . . DURABLE



The beautiful black porcelain enamel finish with its chrome trim has proven so attractive we offer this series in this finish.

No stone has been left unturned to build a heater that not only has Style, Quality and Finish, but to offer a heater that is the outstanding value in the market.

Fire Pot—Extra heavy cast iron, finned to give more surface for cold air to rub against, thus circulating more warm air.

Combustion Dome—Heavy one-piece ribbed construction.

Grates—Duplex type for burning coal or wood.

Outer Casing—Beautifully finished in black porcelain enamel finish, cast iron front, top and base.

Louvres—Placed where they mean so much, in the base and in the side panel.

Hot Blast Tube—Burns up all excess gases and gives you that much more economical fuel cost.

Water Pan—Concealed, provides moist healthful air.

You will travel a long way to find a heater that will give you more Heat, more Beauty, more Efficiency, more Value.

SPECIFICATIONS

Will Heat, rooms.....	5-6
Fire Pot, in.	20x10½x8
Feed Door Opening, in.	16x10
Ash Pit Door Opening, in.	19x6½
Overall Size, in.	30x19x46
Pipe Collar, Reversible, in.	7
Weight, lbs.	400
W2620H2	each \$67.50

Will Heat, rooms.....	6-7
Fire Pot, in.	22x12x9
Feed Door Opening, in.	17½x11
Ash Pit Door Opening, in.	17¾x6½
Overall Size, in.	32x26x50
Pipe Collar, Reversible, in.	7
Weight, lbs.	500
W2622H2	each \$72.50

* Wholesale Price to Dealer Reduced Because of Lower Handling Cost of Larger Quantity

Prices Net F.O.B. Chicago, Add Freight to _____

Lady Hibbard PARLOR FURNACE

ATTRACTIVE . . . EFFICIENT . . . DURABLE

Again we bring forth this popular model in the beautiful walnut porcelain enamel finish, with chrome trim, to fulfill that demand for this finish.

No stone has been left unturned to build a heater that not only has Style, Quality and Finish, but to offer a heater that is the outstanding value in the market.



Fire Pot—Extra heavy cast iron, finned to give more surface for cold air to rub against, thus circulating more warm air.

Combustion Dome—Heavy one-piece ribbed construction.

Grates—Duplex type for burning coal or wood.

Outer Casing—Beautifully finished in walnut grained porcelain enamel finish, cast iron front, top and base.

Louvres—Placed where they mean so much, in the base and in the side panel.

Hot Blast Tube—Burns up all excess gases and gives you that much more economical fuel cost.

Water Pan—Concealed, provides moist healthful air.

You will travel a long way to find a heater that will give you more Heat, more Beauty, more Efficiency, more Value.

SPECIFICATIONS

Will Heat, rooms.....	5-6	Will Heat, rooms.....	6-7
Fire Pot, in.	20x10½x8	Fire Pot, in.	22x12x9
Feed Door Opening, in.	16x10	Feed Door Opening, in.	17½x11
Ash Pit Door Opening, in.	19x6½	Ash Pit Door Opening, in.	17¾x6½
Overall Size, in.	30x19x46	Overall Size, in.	32x26x50
Pipe Collar, Reversible, in.	7	Pipe Collar, Reversible, in.	7
Weight, lbs.	400	Weight, lbs.	500
W1620H2	each \$72.50	W1622H2	each \$79.50

*** Wholesale Price to Dealer Reduced Because of Lower Handling Cost of Larger Quantity**

Prices Net F.O.B. Chicago, Add Freight to _____

Lady Hibbard CIRCULATOR

Latest Modernistic Design

Best Quality Throughout

Realizing the present day circulating heater requirements of the consumer, again we come forth with advanced standard of heater design and construction, in the *Lady Hibbard*.



Attractively Priced

Nothing has been left undone to give you the best circulating heater at a price that will meet present day conditions.

Available in four sizes, for coal or wood.

Check These Features of Quality

Cabinet has cast iron top and front, with Armco iron sides and back panel. Sets on complete base.

Heavy all cast iron full size Dome, heavily ribbed to prevent cracking (see interior view), gives added radiation surface and assures you quicker and more even circulation.


Fire pot is all cast iron, heavily ribbed to prevent cracking (see interior view). Built to give years of service.

Ash pit is roomy and all cast iron. Front and ash door machined surfaced to make fitting airtight. Equipped with large ash pan.

Grates for coal or wood, of heavy Duplex type.

Humidifier, enameled, fits in back and is easily filled without removing.

Louvers scientifically constructed. Keeps the floor warm and radiates heat where you want it.



Dimensions and Specifications

Will heat	3-4	4-5	5-6	6-7
Height, in.	44½	46½	48½	50
Width, in.	23½	25½	28	32
Depth, in.	16½	18	19	21
Feed door opening, in.	7×12	7½×14½	8×16	11×18
Ash door opening, in.	6×12	6×14½	6½×16	6½×18
Smoke pipe, in.	6	7	7	7
Fire pot, in.	8×9½×16	9×10½×18	10×11½×20	11×13½×22
Shipping w't, lbs.	310	355	450	550
Nos.	W916H2	W918H2	W920H2	W922H2
Each	\$44.50	49.50	62.50	74.50

* Wholesale Price to Dealer Reduced Because of Lower Handling Cost of Larger Quantity

Prices Net F.O.B. Chicago. Add Freight to _____

Lady Hibbard PARLOR FURNACE

NEW STYLING . . . NEW FINISH . . . ATTRACTIVELY PRICED

Again Hibbard brings to you a new heater in a new finish that is especially attractive, and will be one of the big sellers this year!



Made in three sizes. The cabinet is of steel and cast iron, sides of Armco steel porcelain enameled. The front and top are cast iron, porcelain enameled. Burlled Walnut and Fawn. The interior is built like a furnace, dome and firepot of heavy cast iron ribbed to give you double strength and heating surface. Ash pit is large and roomy. Grates are Duplex style, extra heavy. All joints are perfectly fitted to insure efficiency and economical heat.

Heaters are all full size. They have in no way been skimped to make this attractive offer.

Each heater is fitted with a hot blast tube and water pan, giving you at all times clean healthful moist heat at a low fuel cost.

Dimensions and Specifications

Will heat, rooms.....	4-5	5-6	6-7
Height, in.....	47	49	51
Depth, in.....	17½	18½	20
Width, in.....	28½	30½	35
Feed Door Opening, in.....	9x13½	9¾x15	11x17½
Smoke Pipe, in.....	7	7	7
Fire Pot, in.....	8x10x18	9¾x11x20	9¾x12x22
W't, lbs.....	350	440	500
Each.....	\$52.50	64.50	77.50
Nos.....	W1718H2	W1720H2	W1722H2
Each.....	\$52.50	64.50	77.50

*** Wholesale Price to Dealer Reduced Because of Lower Handling Cost of Larger Quantity**

Prices Net F.O.B. Chicago, Add Freight to _____

Stand-By STREAMLINED FURNACE

For Coal or Wood


Attractively Finished . . . Low in Price

In response to the public demand for a efficient serviceable coal or wood burning circulating heater priced within the reach of the consumer, we present the *Stand-By* in what we believe to be the advanced standard of circulator heater design and construction.

With its cast iron front, arched top, beautifully porcelain enameled in two tone cassian walnut with brown porcelain enameled corner columns front base strip and legs, in harmonizing contrasting color, offers eye appeal.


Stand-By features found in heaters selling at much higher prices.

- 1—All cast iron bottom and ash pit, no angle iron and sheet steel construction.
- 2—With arch dome radiating combustion chamber.
- 3—Pipe collar in the back.
- 4—Modern streamline cast iron front and cast iron top.
- 5—Pendant door handles.
- 6—Louvres in Armco side panels.
- 7—Furnished with cast iron loose elbow with check draft register.
- 8—Modern attractive fire glow window in feed door.
- 9—Extra heavy all cast iron heating unit.
- 10—Cast iron water pan in the back.



Dimensions and Specifications

Will heat, rooms.....	3 to 4	4 to 5	5 to 6
Height, in.	41	43	45
Width, in.	21	23	25
Depth, in.	16	17	18
Fire pot, in.....	8×10×16	9×11×18	10×12×20
Feed door, in.....	12×7½	13½×8½	16×9½
Ash door, in.....	5×12	5×12	6×13
Pipe collar, in.....	6	7	7
Floor space, in.....	24×19	25×20	27×21
W't, lbs.	275	325	375
Nos.	W1637H2	W1837H2	W2037H2
Each	\$37.50	42.50	49.50



* Wholesale Price to Dealer Reduced Because of Lower Handling Cost of Larger Quantity

Prices Net F.O.B. Chicago, Add Freight to _____

Jady Hibbard HEATER

A REAL VALUE



You will be as delighted with the *Jady Hibbard's* appearance as you are with its strength, durability and economy. Its pleasing walnut porcelain finish is especially attractive. The front and top are of cast iron, extra heavy, walnut porcelain enamel finish, heavy steel sides of armco with walnut porcelain enamel.

The inner unit is extra heavy and is made doubly strong by its heavy ribbing. All joints are interlocked, cemented, machine ground, fitted; air-tight, no leaks, making it a very economical heater. The duplex grates are also extra heavy reversible so that either wood or coal can be burned.

The past winter has proven that a heater must be built heavy, properly fitted, to stand up and give satisfaction. All these requirements you will find in the *Jady Hibbard*.

Will heat 3 to 4 rooms, height 45½ in., width 27½ in., size of firepot 18x10 in., feed door opening 13¾x9 in., pipe collar 7 in., w't 300 lbs.

W1836H2each \$44.50

* Wholesale Price to Dealer Reduced Because of Lower Handling Cost of Larger Quantity

Prices Net F.O.B. Chicago, Add Freight to _____

WASHINGTON MODERNISTIC WOOD-BURNING FURNACE

Extra Heavy Cast-Iron Heating Unit

Heating unit constructed entirely of corrugated cast-iron. Combustion chamber made in four pieces, right end, left end, front and back, which construction permits sufficient expansion and contraction to eliminate possibility of warping or cracking of these parts.

Extra Large Feed Doors

Made extra large in order that large sticks of wood may be fired easily. Ash doors large and each size equipped with an ash pan of ample capacity.

Equipped with Special Wood Grate

Scientifically designed, to insure most efficient operation and most satisfactory service.

Cast-Iron Elbow

In which is located a check draft register which insures control of fire at all times.

Cast-Iron Water Pan

Scientifically located in back panel at correct height to insure proper addition of a healthful amount of moisture to circulating warm air.

Heating Unit Has Flat Top

Made flat and equipped with a No. 8 standard cover which makes it convenient for use in heating water or for other cooking purposes.

Four Piece
Extra Heavy
Cast Iron
Combustion
Chamber

Extra Large
Fire and Ash
Doors

Equipped
With
Flat Grate
and Ash Pan

Cast Iron
Bottom



Modern Attractive Cabinets

Designed and constructed with new improved cast iron top, all the latest features of efficiency and economy of operation in combination with the most artistic design and beauty of appearance of the outer cabinet. Will harmonize with the most attractive furniture in modern homes. Finished in beautiful vitreous porcelain enamel grained circassian walnut with w tones maple and ebony trim.

Height, in.	38	39
Width, in.	25	29
Depth, in.	18	19
Combustion chamber, in.	20x23x12	25x23x13
Length of wood, in.	20	25
Feed door opening, in.	9x14	9x14
Ash door opening, in.	9x4	9x4
Pipe Collar, in.	6	6
Floor space, in.	27x20	31x21
Shipping w't, lbs.	285	325
Heats.	3 to 4 rooms	4 to 5 rooms
	3000 to 4000 cu. ft.	4000 to 5000 cu. ft.
Nos.	W2435H2	W2835H2
Each	\$49.50	58.50
Nos.	F2435H2	F2835H2

* Wholesale Price to Dealer Reduced Because of Lower Handling Cost of Larger Quantity

Prices Net F.O.B. Chicago, Add Freight to _____

The *Lady Hibbard* for Comfort and Warmth



Lady Hibbard

Porcelain Walnut Finish

WOOD BURNING CIRCULATOR

The *Lady Hibbard* wood-burner is an attractive, carefully constructed heater having extraordinary heating qualities and exceptional durability.

The *Lady Hibbard* is constructed on the practical furnace heating principle—cold air being taken from the bottom of the unit, heated, and then passed into the room. A velocity of air created by the constant movement distributes heat to all parts of the heating area and insures a minimum fuel consumption.

Cabinet is constructed with Armco iron front, end and back panels. Has cast iron enameled top and front end.

Mica Front shows the cheerful glow of the fire.

Pendant Lever Handle is an added touch of beauty and securely fastens the fire and ash doors.

Specifications

Inner Heating Unit is designed to prevent warping at any point, having cast iron bottom, top and front end frame, securely bolted and cemented air-tight to a 16-gauge oval steel body.

Cast Linings are heavily constructed and ribbed, are ventilated, and are made in sections to prevent buckling of steel drum.

Large Feed Door admits large chunks of wood and is fitted with smoke curtain.

Cooking Lid provides added utility. Placed conveniently in cast top.

Front Draft Slide is made air-tight with spark arrester, used when heater is equipped with flat wood grate.

Ash Door Draft Slide gives sufficient draft when wood is burned on main bottom of heater, without wood grate.

Cast Iron Pipe Collar can be reversed, is securely bolted and cemented air-tight to inner body, at off center position, causing fire to burn uniformly throughout.

Humidifier is easily filled without removing as it fits into back panel.

Length of wood, in.....	20	24
Extreme height, in.....	37	37
Extreme width, in.....	17½	19
Extreme length, in.....	25	29
Leg space, in.....	19x26	21x31
Feed door, in.....	9x11½	10½x12
Ash door, in.....	9x4½	10x5
Pipe collar, in.....	6	6
Height fire box liner above ash pit bottom, in.....	14½	14½
W't each, lbs.....	240	295

Nos.	W620H2	W625H2
Each	\$44.50	52.50
Nos.	F620H2	F625H2



Interior View
With Wood Grate and
Ash Pan.

* Wholesale Price to Dealer Reduced Because of Lower Handling Cost of Larger Quantity

Prices Net F.O.B. Chicago, Add Freight to _____

NEW GAS-HEET CIRCULATOR

SAFE . . . EFFICIENT . . . ECONOMICAL



For Natural or Artificial Gas

Replaces Several Small Radiant Gas Heaters

The modern home of today demands safe, odorless, efficient, economical circulating heat, and in presenting the New Gas-HEET Circulator, we invite you to enjoy the clean, balmy warmth of circulating air, insuring an even temperature in all parts of the heated area however distant from the heater. It is designed to fill the want for a small home heater at low cost, and is the result of our continuous effort to give users of gas-fired heating appliances the latest up-to-the-minute ideas in circulator design and construction. Cabinet has heavy gauge Armco Iron front and sides, fitted with cast iron arched top, mica door, mica frame and front ornament; all bolts concealed from view; beautifully finished in grained walnut, burl walnut, two-toned grained maple and half diamond matched Oriental wood grain porcelain enamel. Mica door reveals the cheerful glow of the upright radiants, and when open permits direct radiation for quick warmth.

Built to Meet Approval Requirements of
AMERICAN GAS ASSOCIATION

Specifications

Extreme Height, in.	35	38	41
Extreme Width, in.	18	21	23
Extreme Depth, in.	12	13	14
Floor Space, in.	19x13	22x14	24x15
Number of Burners.	1 U-type	1 U-type	1 U-type
Burner Capacity.	17,000 B. T. U.	25,000 B. T. U.	35,000 B. T. U.
Gas Connection, in.	3/4	3/4	3/4
Pipe Collar, in.	4	4	4
Number of Radiants, in.	3-3	4-3	5-3
Heating Cap., rooms.	1 to 2	2 to 3	3 to 4
W't, lbs.	110	135	160
Nos.	FW172H2	FW25H2	FW35H2
Each	\$29.75★	34.75★	39.75★

How It Operates

Burner box chamber having cast iron end plates conducts products of combustion through connecting passage into upper combustion chamber, where baffle plates require products of combustion to take a zigzag course, lengthening heat travel and deflecting the escape of heat, thus extracting all heat units available and reducing stack temperature. By reason of this special construction, added heating efficiency is obtained. Note heat travel in cross section view illustrated.

Air is taken from the floor and passed upward directly over burner box top, as well as between the inner unit body and all four sides of outer cabinet, giving a large volume of circulating fresh-heated air. Will not condense moisture on windows and walls.

Features of Construction

Burner Box and Combustion Chambers made of heavy gauge Galvannealed zinc-coated rust and heat resisting steel and are welded gas tight.

Burner is U-type, of high efficiency, having raised ports with adjustable gas valve and air mixer. Front bar of ports is covered with upright radiants, while the back bar of ports operates in suspension.

Safety Device of approved design, prevents turning on of gas when latch is in position.

Upright Radiants of special design, suspended from cast iron holder, will stand the intense heat without crumbling or breaking.

Manifold is entirely concealed from view.

Angle Iron Bottom Frame is of heavy and rigid construction.


Floor Shield is concealed from view, permits free circulation of air and prevents overheating of floor.

Leak-Proof Joint connecting burner box chamber and upper combustion chamber is one-piece construction.

Down Draft Diverter bolts to main back of heater, and prevents back draft from entering combustion chamber.

This heater must be connected to a flue to carry off moisture, fumes and gases.

★Items Marked Thus ★ Are Shipped from Factory Only



PHANTOM VIEW
Showing Construction
of Inner Heating Unit
and Heat Travel

* Wholesale Price to Dealer Reduced Because of Lower Handling Cost of Larger Quantity

Prices Net F.O.B. Chicago, Add Freight to —————

NEW GAS-MASTER CIRCULATOR

ECONOMICAL . . . EFFICIENT . . . ODORLESS



For Natural or Artificial Gas

Replaces Several Small Radiant Type Gas Heaters

With its advanced standard of design and construction, the New Gas-Master presents the circulating type of heater successfully adapted for the use of gas as a fuel, completely eliminating the dirt and annoyance that comes from handling of coal, ashes or oil. The high standard of quality has been maintained throughout and it has been thoroughly tested and approved by experienced engineers. Beautifully finished in grained walnut, burl walnut, two-toned grained maple and half-diamond matched Oriental wood grain porcelain enamel. The mica door reveals the cheerful glow of the radiants and when open permits direct radiation for quick warmth.

**Built to Meet Approval Requirements of
AMERICAN GAS ASSOCIATION**

Specifications

Extreme Height, in.....	44	46
Extreme Width, in.....	25	27
Extreme Depth, in.....	18	19
Floor Space, in.....	24x18	28x20
Number of Burners.....	2	2
Burner Capacity.....	40,000 B. T. U.	60,000 B. T. U.
	25,000 B. T. U.	35,000 B. T. U.
	15,000 B. T. U.	25,000 B. T. U.
Gas Connection, in.....	3/4	3/4
Pipe Collar, in.....	4	4
Number of Radiants, in.....	5-3	6-3
Heating Capacity, Rooms.....	3 to 4	4 to 5
W't, lbs.....	210	235
Nos.	FW140H2	FW160H2
Each	\$54.50★	59.75★

Electric Fan Extra

By reason of its special construction, the GAS-MASTER is especially adapted for fan installation, thereby increasing its efficiency very materially. When specified, an 8-in. electric, four-blade fan is installed in back cabinet panel, causing an increased velocity of air passing through heater, thereby creating a more rapid rate of air circulation with the resultant higher efficiency. Motor comes complete with four-blade fan, screen guard, separable plug and 6-ft. cord. Finished in black over all. Regularly furnished for 110 volts, 60 cycles.

F11H2each \$12.50★

How It Operates

Burner box chamber having cast iron end plates and top plates directly over radiants, conducts products of combustion through front and rear combustion chambers, upright baffles lengthening heat travel, resulting in uniform distribution of heat to all radiating surfaces, by reason of which the New Gas-Master has an added heating efficiency. Note heat travel in cross-section view shown. Circulating heat passes from the floor upward directly over burner box and between front and rear combustion chambers, as well as around all four sides between inner unit and outer cabinet, giving a large volume of circulating fresh-heated air. Will not condense moisture on windows and walls.

Outstanding Features

Combustion Chambers and baffle plates are made of heavy gauge Galvannealed zinc-coated rust and heat resisting steel, welded gas tight and fitted with cast iron bottom plates.

Burners—Two, raised port design, of high efficiency, operate from separate controls with adjustable gas valves and mixers. Front burner is U-type, front bar of ports covered with upright radiants, while the back bar of ports, and rear straight type burner operates in suspension.

Cast Iron Baffle Plate directly over burners protects steel baffle from direct action of the flame, thereby adding many years of service to the burner box chamber.

Safety Device of approved design, prevents turning on of gas when latch is in position.

Upright Radiants of special design, suspended from cast iron holder, will stand the intense heat without crumbling or breaking.

Manifold is entirely concealed from view.

Angle Iron Bottom Frame is of heavy and rigid construction.


Floor Shield is concealed from view, permits free circulation of air and prevents overheating of floor.

Leak-Proof Joint connecting front and rear combustion chambers is one-piece construction.

Down Draft Diverter bolts to main back of heater, and prevents back draft from entering combustion chamber.

Humidifier, extra large, porcelain enameled, fits into back panel and is easily filled without removing.

This heater must be connected to a flue to carry off moisture, fumes and gases.



PHANTOM VIEW
Showing Construction of Inner Heating Unit and Heat Travel

★Items Marked Thus ★ Are Shipped from Factory Only

*** Wholesale Price to Dealer Reduced Because of Lower Handling Cost of Larger Quantity**

Prices Net F.O.B. Chicago, Add Freight to _____

EMPIRE CLASSIC

Vented Gas Heaters


Beautiful • Cheering • Efficient • Economical

No Soggy Walls — No Smearly Windows

With its heavy cast fire chamber, its welded joints and perfected venturi blue-flame burner . . . the Empire Classic is absolutely gas-tight in construction. It keeps the air in the home fresh and pure, with no possibility of streaking the walls or smearing the windows.


Quality Construction Throughout

Modern streamlined gracefulness of design and lustrous two-toned porcelain finish give it an impressive and lasting beauty. When in operation the cheerful glow of the fire, fully visible through the front, enlivens that beauty and provides a coziness that everyone appreciates and welcomes.



Note These Splendid Features:

- Modern Design
- Streamlined Beauty
- Two-Tone Porcelain Finish
- Welded Joints—Gas-Tight
- Heavy Cast Fire Chamber
- Venturi Blue-Flame Burner
- Fire Glow Fully Visible
- All Sizes Equipped for Fire Place Venting
- Highest Quality Construction Throughout
- Reasonable in Price
- Low in Operating Cost
- Radiation, Convection and Circulation of Heat Combined



Interior view of F171H and F172H. All other sizes do not have recuperator tanks.

CIRCULATION, RADIATION and CONVECTION OF HEAT Combined

Empire Classic Gas Heaters provide direct radiation of heat, together with heat convection and circulation of warmed air. By means of this combination they assure ample healthful heating. They burn gas most efficiently, utilizing a great proportion of its heating power; and they are, therefore, very economical to operate.

Height, in.	37	31	26	26
Width, in.	24	24	24	18
Depth, in.	15	15	9½	9½
B.T.U.	60,000	40,000	30,000	22,000
W't, lbs.	120	80	65	50
Factory Nos.	60-37V	40-37V	30-37V	22-37V
Nos.	F171H2	F172H2	F173H2	F174H2
Each	\$45.50★	39.50★	33.50★	26.50★

★Items Marked Thus ★ Are Shipped from Factory Only

* Wholesale Price to Dealer Reduced Because of Lower Handling Cost of Larger Quantity

Prices Net F.O.B. Chicago, Add Freight to

NEW SUPERB GAS FLOOR FURNACE

A. G. A. APPROVED

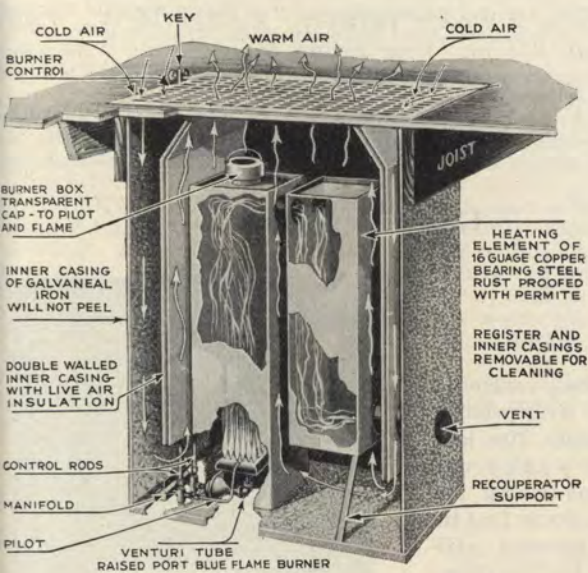
OFFERS ADVANTAGES OF CENTRAL HEATING PLANT AT LOWER OPERATING COST—Eliminates long pipe runs from central plant and excessive heat losses in basement where heat is not required.

DOES NOT EXHAUST OXYGEN IN ROOM—All space heaters, either gas or coal fired, require oxygen to burn. In all cases of room and radiant heaters this oxygen is taken from the air in the room, resulting in a closeness and stuffiness which cannot be avoided. In the **Superb**, air in room does not contact the flame as this is a recirculating heater. Oxygen for burner is taken from under the house.

WARMER FLOORS—Coldest part of a room is the first three inches above the floor. Circulating space heaters on eight-inch legs do not efficiently remove this cold area. Draws cold air directly from floor. Cold air being heavier than hot air the natural movement is cold air into a cold air register.

CONVENIENCE—Not necessary to worry about the fire going out.

ELIMINATES HAZARDS—No danger from open flames which sometimes set clothing on fire. No unhealthful effects of open flame burner as all unburned products are carried off through vent.



UNCONDITIONALLY GUARANTEED TO GIVE SATISFACTION.

REQUIRES NO BASEMENT—Suspended from floor where basement is available, releasing space which would be used for heating unit, for playroom, laundry, or storage room.

INSTANT REGULATION — Meets any weather changes either by automatic control or by manual operation, from a low, soft heat to an intense, powerful heat generated in a few minutes.

FASTER HEAT—Large radiating surface and ample air column passages accelerate movement of air, giving quicker heat on less fuel.

CLEAN—All dirt as from coal and ashes eliminated. No joints or seams to open up and cause smoked walls, soiled curtains or decorations.

IMPROVES ROOM APPEARANCE — Register a beautiful antique finish. Does not take up valuable space.

SPECIFICATIONS

Heat Capacity (Cubic Ft.).....	7500	5500	4500	3500
Heat Register (Square In.).....	390	152	210	128
Cold Air Register (Square In.).....	390	162	216	180
B.T.U. Hourly Input.....	50,000	40,000	35,000	25,000
Register Overall, In.....	26x30	17¼x32	25½x25½	17¼x25¾
Furnace Overall, In.....	23¾x28½x34½	14¼x29½x34½	23x23x29	14½x22½x29
Manifold, In.....	¾	¾	¾	¾
Vent or Flue Outlet, In.....	5	4	4	3
Shipping W't, Lbs.....	230	150	130	100
Factory Nos.....	(150)	(140)	(135)	(125)
Nos.....	F75H2	F76H2	F77H2	F78H2
Each.....	\$99.50★	79.50★	69.50★	59.50★

★Items Marked Thus ★ Are Shipped from Factory Only

* Wholesale Price to Dealer Reduced Because of Lower Handling Cost of Larger Quantity

Prices Net F.O.B. Chicago, Add Freight to _____

GAS RADIANT HEATERS AND CIRCULATORS

All these heaters are finished in an exclusive brass Cordeveaux finish that will not tarnish or peel off. All equipped with a famous raised-port burner. Automatically syphons air. Only burner of its type that requires no air adjustment. Equipped with needle adjusting valve. Most fool-proof burner used in space heaters.

Radiant Heaters



Radiants	5	6
Height, in.	21½	21½
Width, in.	26	28¾
Depth, in.	8	8
Pipe fitting, in.	¾	¾
Flue, in.	3	3
W't, lbs.	30	40
Nos.	W722H2	W726H2
Each	\$10.50	12.75

Radiant Heaters



Modernistic, 5 double radiants. Height 18 in., width 24 in., depth 8½ in. Pipe fitting ¾ in. Flue 3 in., w't 35 lbs.

W715H2 each \$15.50

Gas Circulators



Double Radiants	5	6
Size, in.	24x30	30x30
Pipe fitting, in.	¾	¾
Flue	None	None
W't, lbs.	55	65
Nos.	F24H2	F30H2
Each	\$24.50★	31.50★

Fire entirely enclosed. Does away with window sweating, odors, fire hazard. Heats space uniformly. Has very low stack temperature that insures the greatest efficiency and low operating cost. Must be connected to flue to obtain best results.



B.t.u.	20M	28M
Height, in.	29½	32½
Width, in.	18	23¾
Depth, in.	9	9
Pipe fitting, in.	3	3
Flue, in.	4	4
W't, lbs.	38	47
Nos.	W751H2	W761H2
Each	\$17.50	21.50

★Items Marked Thus ★ Are Shipped from Factory Only

* Wholesale Price to Dealer Reduced Because of Lower Handling Cost of Larger Quantity

Prices Net F.O.B. Chicago, Add Freight to _____

The New Preway Oil Circulator Heaters

THE HEATER THAT REALLY HEATS

The new Preway oil burning heater will provide a healthful, pleasant home by the constant circulation of clean, uniform heat. Its pleasing modern cabinet, finished in the new Walnut Bakelite Ripple enamel, and trimmed with stainless steel, will harmonize with any furnishings.

Ideal for homes, offices, shops, stores, schools and churches. Simple to operate—no dust, dirt or ashes—silent—odorless—safe and dependable.

Preway's new oil burning heaters are economical to operate. They burn inexpensive No. 1 Fuel oil (38-40 distillate) or kerosene. Oil tank holds 14 to 120 hours' supply.

The operation of this heater, equipped with the new improved famous Breese pot type burner, is very simple. Merely turn a valve at the top of the stove to regulate the amount of heat desired. Automatic draft control prevents excessive draft from wasting heat through the chimney.

No fuss—no muss—no heavy work—no watching—no worry. Safe and dependable.

New Low-Fire—Pilot Feature

The improved Breese burner provides the distinct advantage of any size flame down to a low pilot fire. This is especially beneficial in mild weather, and in warmer climates. This new feature guarantees perfect heat control with maximum economy.

Heat Intensifiers

All Preway circulating heaters are equipped with two cast heat intensifying tubes, as illustrated, multiplying heating capacity approximately 30% with reduced fuel consumption.

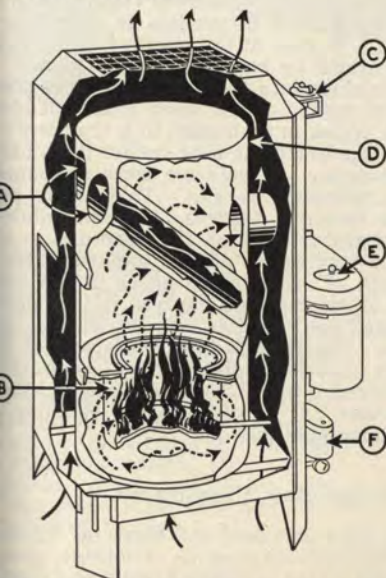

CONSTANT LEVEL VALVE—Prevents flooding. Standard equipment on all Preway oil burning circulating heaters. Feeds oil into the burner at a uniform rate, assuring even, smokeless, economical performance.

HUMIDIFIED AIR—Preway Humidifier adds moisture to the air as needed, evaporating about two gallons of water per day. The humidifier is finished in porcelain enamel inside and out, making it rust resistant. It is located near the combustion chamber to promote vaporization. Can be easily filled through the funnel lip at the back of the heater.

AUTOMATIC DRAFT CONTROL—Automatic Draft Control, standard equipment on all models. Once set, it rarely requires re-adjusting. It consists of a butterfly set off-center, and balanced with an eccentric weight, which when shifted, causes the butterfly to swing with varying drafts. Suited to practically any high or average stack.

DIAL TYPE FUEL CONTROL—Easily accessible for operating. Will permit perfect uniformity of heat at all times. The home will always be comfortable.

FUEL TANK—Made of heavy gauge metal especially treated to make it rust resisting, equipped with a filter screen and finished to match the cabinet.



- A—Intensifying Tubes
- B—Breese Patent Burner
- C—Control Valve
- D—Heavy Steel Combustion Chamber
- E—Fuel Tank
- F—Constant Level Control

Specifications

Burner, in.	8	10	13
Rated heating capacity, in cu. ft. of space.....	4,000	5,000	9,000
Max. B.t.u. output per hour..	36,700	48,200	64,800
Approx. fuel consumption pts., per hour—			
Maximum	2	3	5
Minimum	$\frac{3}{4}$	1	2
Capacity of fuel tank, gal....	5	10	10
Combustion Chambers—			
Diameter, in.	14	14	18
Height, in.	36	36	42
Cabinet—			
Height, in.	44 $\frac{1}{2}$	47	49 $\frac{1}{2}$
Width, in.	21	22 $\frac{1}{2}$	27
Depth, including tank, in..	33	33 $\frac{1}{2}$	37 $\frac{1}{2}$
Pipe size, in.....	6	6	6
Shipping w't, lbs.....	170	196	240
Nos.	W378H2	W3710H2	W3713H2
Each	\$59.50	69.50	89.50

All Preway circulating heaters are equipped with two cast heat intensifying tubes, as illustrated, multiplying heating capacity approximately 30% with reduced fuel consumption.

Approved and Listed by Underwriters' Laboratories

*** Wholesale Price to Dealer Reduced Because of Lower Handling Cost of Larger Quantity**

Prices Net F.O.B. Chicago, Add Freight to _____

WASHINGTON HOT-BLAST OIL-BURNING FURNACE

The Washington Hot Blast Oil Burning Furnaces have been thoroughly tested and approved by years of satisfactory experience. They have been on the market since 1927, in use all over the United States. In the following pages you will find the size required.

POINTS YOU SHOULD KNOW:

Breese Burner

The patented burner used in these circulating heaters will operate at low flame as illustrated in the first cut. The metering valve which regulates the flow of oil from the supply tank to the burner is graduated in ten divisions. The low flame is obtained



Low Flame



Medium Flame



High Flame

high and the low points for most efficient operation should be determined by the owner of the heater after it is installed and the metering valve should then be used only to control the flame between the high and low points and the shut-off valve should then be used for turning the burner off.

Constant Level Oil Control Valve

Each model is equipped with a patented constant level oil control valve into which is built a metering valve for proper control of the flow of oil to the burner. The constant level valve insures a proper level of oil in the burner for perfect combustion. The metering valve permits control of the fire at any point desired from the lowest to the highest flame. This constant level valve has been approved by Underwriters' Laboratories.

Oil Supply

Each model is regularly equipped with a seven gallon oil supply tank built on the back of the cabinet. They can be furnished without this oil reservoir arranged for an outside oil supply tank of larger capacity such as a fifty gallon drum which can be connected by means of a pipe from outside the house underneath the floor to the constant level valve on the back. When such a tank is used, it must be located so the minimum oil level is above the constant level valve on the circulating heater in order that the oil will flow by gravity from the supply tank outside the house to the constant level valve. These tanks must also be located so that the maximum oil level is not more than ten feet above the constant level valve. These circulators are designed for use with No. 1 furnace oil or with clear or light straw colored 38-40 distillate. Kerosene may be used as fuel with excellent results.

Safety Features

There is a positive shut-off valve for closing off the oil flow to the constant level valve in the bottom of the oil reservoir or in the pipe line between the outside tank and the constant level valve. A strainer is also located in the bottom of the oil supply tank and there must be a strainer located in the pipe line from the outside supply tank so that all oil which flows to the constant level valve will flow to it absolutely clean. There is another safety feature built into the constant level valve to prevent a possibility of overflow of oil. This is a safety trip. If anything goes wrong so that the constant level valve overflows, the overflow trips the valve and instantly closes another shut-off valve which prevents absolutely any possibility of overflow of oil on to the floor.

Down Draft Hot Blast Principle of Combustion

This is the most efficient, economical and satisfactory method of burning oil, because it burns up all gases from vaporization of oil in the burner. In burning oil it is impossible to introduce sufficient amount of air into the burner at the point of combustion to consume all of the gases formed by vaporization of the oil. It is, therefore, necessary to introduce into the combustion chamber above the top of the burner by means of the down draft hot blast tube, additional secondary air which is preheated to a temperature above six hundred degrees in the hot blast tube before it is introduced into the combustion chamber. If cold air were introduced here, it would not burn the inflammable gas. This air is preheated, therefore, above six hundred degrees, and immediately on entering the combustion chamber through the openings in the down draft hot blast tube, it ignites all of the unburned gas and insures perfect combustion of all of these gases in the combustion chamber. When air at six hundred degrees is introduced into inflammable gas, it immediately ignites and causes this gas to burn with a perfect flame. The first feature therefore, of the down draft hot blast tube is that it creates perfect combustion in the combustion chamber, burning up all gases instead of allowing a large volume of unburned gas to pass up the chimney as soot, smoke or unburned inflammable gas.

Extra Draft Regulator Eliminated

The down draft hot blast tube in these hot blast oil burning heaters, in addition to insuring highest possible efficiency, greatest economy of operation and making possible double heat capacity, also eliminates the necessity of using a draft regulator in the smoke pipe, which extra accessory must be used with all competitive oil burning heaters.

*** Wholesale Price to Dealer Reduced Because of Lower Handling Cost of Larger Quantity**

Prices Net F.O.B. Chicago, Add Freight to _____

— *Streamline* —
Century Washington
Hot-Blast
Oil-Burning Furnace

Outstanding in Performance.
Beautiful in Appearance.

Cabinet porcelain enameled two-tone maple and ebony trim on Circassian walnut. Designed to burn 38/40 distillate, kerosene or approved furnace oil economically, efficiently and safely. The Hot Blast principle of combustion insures its performance, delivering into the space heated the maximum amount of heat based on the oil burned.

Outstanding Features

Heating homes throughout the United States since 1927—Not an experiment.

The Down Draft Hot Blast principle of combustion and the extra large heating surface makes possible double heating capacity.

Extra draft regulator in smoke pipe is eliminated by the down draft hot blast tube.

All models equipped with Breese patented high efficiency oil burners.

Burners removable—easy to clean.

All models equipped with approved constant level oil control valve.

Oil reservoir holds seven gallons.

Hot blast down draft principle of combustion saves about 1/3 oil burned.

All models scientifically designed and carefully constructed.

Years of satisfactory performance means satisfaction to you.



See
 Page 1204
 for
 Particulars



Height of cabinet, in.....	48	46	44
Width of cabinet, in.....	28	26	24
Depth of cabinet, in.....	21	20	20
Floor space with oil tank, in...	28x31	26x30	24x30
Shipping w't, lbs.....	400	350	325
Height, floor to center pipe collar, in.	37	35	34
Rating, B.t.u. per hour, Normal.	70,000	50,000	40,000
Rating, B.t.u. per hour, max. ...	140,000	100,000	80,000
Approx. max. hourly oil consumption, normal, pts.....	4	3	2
Approx. max. hourly oil consumption, high duty, pts.....	8	6	4
Residence heating	5 to 8 Rooms	4 to 7 Rooms	3 to 6 Rooms
	5000 to 8000 CF	3000 to 7000 CF	3000 to 6000 CF
One large room, exposed.....	7500 to 12,000 CF	6000 to 10,500 CF	4500 to 9000 CF
One large room, not exposed...	12,000 to 19,200 CF	9600 to 16,800 CF	7200 to 14,400 CF
Nos.	F3758H2	F3747H2	F3736H2
Each	\$120.00★	\$105.00★	\$94.50★

★Items Marked Thus ★ Are Shipped from Factory Only

*** Wholesale Price to Dealer Reduced Because of Lower Handling Cost of Larger Quantity**

Prices Net F.O.B. Chicago, Add Freight to _____

— Streamline —

Heatflo Washington Hot-Blast Oil-Burning Furnace



Burns
38/40 Distillate
or
Furnace Oil
Efficiently,
Economically

Scientifically
Built
for Double
Heat Capacity
and
High Duty

BEAUTIFUL

Safe
and Quiet
in
Operation

Cabinet
Porcelain Enamel
Finished
Two-Tone
Maple and Ebony
Trim
on
Circassian
Walnut

Correctly
Designed with
Extra Large
Radiation
Surface

MODERN

Efficient
Convenient
Practical

Popular Model
Attractively Priced

SEE PAGE 1204 FOR FULL INFORMATION

Height of Cabinet, in.....	42
Width of Cabinet, in.....	22
Depth of Cabinet, in.....	19
Floor Space with Oil Tank, in.....	23x30
Shipping w't, lbs.....	250
Height, floor to center pipe collar, in.....	33
Rating, B.t.u. Per Hour.....	30,000
Approx. max. hourly oil consumption, normal, pints.....	1½
Approx. max. hourly oil consumption, high duty, pints.....	3
Residence Heating	2 to 4 Rooms
One Large Room Exposed.....	2000 to 4000CI
One Large Room, Not Exposed.....	3000 to 6000CI
.....	4800 to 9600CI
Nos.	F3724H2
Each	\$59.50★


★Items Marked Thus ★ Are Shipped from Factory Only

* Wholesale Price to Dealer Reduced Because of Lower Handling Cost of Larger Quantity

Prices Net F.O.B. Chicago, Add Freight to _____

— Streamline —


HEATSTREAM WASHINGTON HOT-BLAST OIL-BURNING CIRCULATING RADIANT HEATER



PLAIN BLACK STEEL CABINET

Just the style where price is a factor. Ideal Heater for warehouses, filling stations and work rooms.

LOW IN PRICE



In addition to the above features, the Heatstream Washington is unique in that it is a Circulating Radiant Heater. Circulation of warm air throughout the home is accomplished by means of three large 4-in. straight-line hot-air tubes which pass through the combustion chamber. Circulating warm air passing through these tubes circulates heat to all portions of the room in which the heater is located.

The body of the Heatstream Washington is rectangular instead of round. This increases the area of heating surface and therefore increases efficiency and economy of operation. The three 4-in. air tubes further increase area of heating surface. In this manner highest possible efficiency and economy are insured. The large area of heating surface insures that the greatest possible amount of heat from the oil burned will be used for heating the house instead of passing up the chimney.

See Page 1204 for Full Information

Height of cabinet, in.	40
Width of cabinet, in.	18
Depth of cabinet, in.	15
Floor space with oil tank, in.	18x25
Shipping w't, lbs.	175
Height, floor to center pipe collar, in.	30
Rating, BTU per hour	30,000
Approx. max. hourly oil consumption, normal, pints.	1½

Approx. max. hourly oil consumption, high duty, pints	3
Residence heating	1 to 2 rooms
One large room exposed.	1,500 to 3,000 CF
One large room, not exposed.	2,400 to 4,800 CF
No.	F3712H2
Each	\$49.95★

★Items Marked Thus ★ Are Shipped from Factory Only

*** Wholesale Price to Dealer Reduced Because of Lower Handling Cost of Larger Quantity**

Prices Net F.O.B. Chicago, Add Freight to _____

Only Found in the Vernois Oil Circulator

A Heating Unit That's Built Level . . . to Stay Level!

Goodbye to "temperamental" heaters . . . to weak, spluttering flames that take forever to heat . . . and waste quantities of fuel!

For the first time—complete, accurate leveling of fuel now is made possible in an oil-burning circulating heater!

The oil reservoir and burner assembly are built together as a single unit and factory levelled on a permanently level base in the heater. Adjustable legs in the heater itself compensate for uneven floors to insure the level flow of the fuel to the burner—regardless of variations in floors!. Therefore, as long as the heater itself is level, the entire heating unit remains absolutely level.

And—the heating unit is readily removable, so that it can be easily lifted out and moved to an out-of-the-way place for cleaning. There is no mess . . . no bother . . . no untidiness. Just a simple, quick operation.


POSITIVE . . . ECONOMICAL HEATING

The NEW VERNONIS is designed and constructed to get the most heat from all of the fuel consumed, and an extra-long flue travel assures maximum transfer of heat to the room.

The VERNONIS uses the air-tube heating principle—the most simple, satisfactory, direct method of obtaining plenty of circulated warmth. The VERNONIS is equipped with 10 tubes for each burner—20 tubes for the two-burner model, 30 tubes for the three-burner model—providing capacity heat for every requirement. There are 3168 square inches of radiation surface provided for each burner.

These Features Mean Actual Savings to You

- Accurate Leveling** eliminates fuel waste and assures instant, steady operation.
- Adjustable Legs** compensate for varying floor levels and make accurate leveling easy.
- ABC Burners . . . heavy duty . . . alloy steel . . . the finest burners available anywhere.**
- Oil Burning** costs less and does away with the mess and fuss of firing and carrying out ashes.
- Improved Heating Principle** provides more heat, cleaner heat, and uniform circulation of warm air to every corner of the rooms.
- Long Fuel Travel, Large Radiation Surface and Automatic Draft Control** keep the heat in the rooms, instead of allowing it to escape up the chimney.
- Removable Heating Unit** facilitates access to burners and valves. 3168 square inches of radiation surface in each burner.
- Long Life** assured by EXCLUSIVE VERNALLOY construction.
- Modern Design** contributes beauty to your home furnishings.
- Three Sizes:** One, two and three-burner models; provide the right capacity to meet individual requirements.



* Wholesale Price to Dealer Reduced Because of Lower Handling Cost of Larger Quantity

Prices Net F.O.B. Chicago, Add Freight to _____

For Quick, Economical Heat

The Vernois Oil Burning Circulating Heater



MODERN . . . BEAUTIFUL!

The NEW VERNOIS brings you the BEST in oil-burning circulating heaters—at no price penalty.

Smooth, gleaming exterior, finished in rich brown porcelain enamel—

Up-to-date design, free of all unnecessary gadgets, easy to clean and keep clean—

Uniform, pleasant warmth all winter long . . . no drafts, no “cold spots” to mar your comfort—

Improved automatic draft control and heating unit which gives you better heating—and keeps the heat IN the room!

Now You Can Have Clean, Trouble-Free Heating for Only a Few Cents a Day!

If you have looked upon winter as a “trial” to be borne at the greatest sacrifice of comfort and money, INSTALL A NEW VERNOIS, and see how pleasantly . . . and inexpensively you can live during the cold months.

The NEW VERNOIS supplies perfect comfort . . . at your fingertips. You don't have to fire the VERNOIS. Just light the oil burner—and in a few minutes your rooms are pleasantly warm.

The NEW VERNOIS provides maximum warmth . . . at minimum cost. There is no waste of fuel . . . no loss of heat. VERNOIS superior construction and VERNOIS improved heating principle give you lasting efficiency and continuous, trouble-free service . . . for only a few cents a day!

Equipped with ABC Burners

The combination of VERNOIS construction and ABC BURNER equipment brings you the highest efficiency possible in a heater. The all-steel burner saves on fuel by heating in less than half the time required by ordinary cast-iron base burners. Oil flow is accurately controlled by a non-clog oil valve, cast in one piece to prevent leaking. Butt welded shells assure smooth joints and accurate fit. Cleaning is literally as simple as ABC. Use only Kerosene or 40-42 Distillate fuel.

Dimensions and Specifications

Height, in.	40 $\frac{3}{4}$	40 $\frac{3}{4}$	40 $\frac{3}{4}$
Width, in.	14 $\frac{1}{2}$	24 $\frac{1}{8}$	34 $\frac{1}{2}$
Depth (not including vent connection), in.	22	22	22
Depth overall, in.	27 $\frac{1}{2}$	27 $\frac{1}{2}$	27 $\frac{1}{2}$
ABC burner diameter, in.	6 $\frac{1}{2}$	6 $\frac{1}{2}$	6 $\frac{1}{2}$
No. of burners.	1	2	3
Minimum oil rate per hour, pt.	$\frac{3}{8}$	$\frac{3}{8}$	$\frac{3}{8}$
Maximum oil rate per hour, pt.	1	2	3
Maximum b.t.u. input per hour.	17,500	35,000	52,500
Total oil container capacity, gal.	2	4	6
Approx. heating capacity in cu. ft.	1000-2500	2000-4000	3000-6000
Approx. shipping w't, lbs.	140	280	375
Factory serial No.	1936-1	1936-2	1936-3
Nos.	W151H5	W152H5	W153H5
Each	\$59.50	89.50	142.50


* Wholesale Price to Dealer Reduced Because of Lower Handling Cost of Larger Quantity

Prices Net F.O.B. Chicago, Add Freight to _____

KEROSENE OIL HEATERS



No. W204H Closed



No. W206H Open

The satisfaction that this line has given, along with the new features and finishes, makes it without a question the outstanding line in the field.

There is no better heater made. Efficient, Economical, and Satisfactory.

Your choice of two finishes, walnut porcelain, and black crackle. Two designs, the cooker style and the straight heater.

Recommended for heating up to three thousand cubic feet of space under average home conditions, maintaining 70° inside with zero temperature outside.

Equipped with two spirit levels on the pipe lines and with adjustable leg levelers, which make it very simple to set the heater perfectly level. Burner drums equipped with chrome steel inner perforated tubes which give the most durable type of tube possible to supply on a burner of this type.

Equipped with reservoir which will hold 8 qts. of kerosene. One burner operating at full flame will consume 4 qts. of kerosene in from 14-15 hours, and will operate 20-25 hours on medium flame.

Equipped with chrome and bakelite lighting door and burner handles.



No. W205H

Heater Model

Width 13 in., height 32 in., depth of heater shell 12 in., depth over all 19½ in., shipping w't 65 lbs.

W204H2—Two-tone Burl Walnut porcelain enamel finish,
each\$19.95

W205H2—Black crackle lacquer finish with chrome strips,
each\$15.95



No. W207H Closed

Heater Cooker Model

Constructed so that the heater top and upper baffle plate can be raised, and the front grille dropped. The lower baffle plate has two cast iron grates which set in place directly above the burners, which enables the user to secure satisfactory cooking results.

Dimensions same as Heater Model.

W206H2—Two-tone Burl Walnut porcelain enamel finish,
each\$22.95

W207H2—Black crackle lacquer finish with chrome strips,
each\$18.95

Asbestos Woven Kindlers

For W204H2, W205H2, W206H2, and W207H2 Kerosene Heaters.

D92H9—Lots of 1 dz *each \$0.10


* Wholesale Price to Dealer Reduced Because of Lower Handling Cost of Larger Quantity

Prices Net F.O.B. Chicago, Add Freight to _____


PREWAY OIL BURNING HEATERS

Preway Radiating Oil Heaters are equipped with the Famous Breese Patent Burner. Radiates an abundance of uniform heat in all directions. Their powerful pot-type burners provide plenty of heat for small homes, offices and shops. They are also used for garages, filling stations, grocery stores, brooder and farrowing houses, where a regulated, even, constant heat is essential at economical cost. Burns ordinary No. 1 Furnace Oil (38-40 Distillate). Takes 6-inch pipe.

APPROVED BY UNDERWRITERS



No. W31H and W231H



No. W461I

With Constant Level Valve-Fuel Control. Hinged door with mica windows and all features of the most expensive Preway circulating heater burners. Average fuel consumption per 24 hours, 4 gallons; maximum, 8 gallons; minimum, 3 gallons. Overall height, 44 in.; depth, including tank, 27 in.; tank capacity, 5 gallons; shipping w't 100 lbs.

- W31H2—With 10-in. Pot, Blue Steel Body, Rust-proof Finisheach \$39.50
- W231H2—With 10-in. Pot, Ingot Steel Body, Brown Porcelain Finisheach 49.50

Without Constant Level Valve. Equipped with fuel regulator. Average fuel consumption per 24 hours, 3 gallons; maximum, 6 gallons; minimum, 2 gallons. Height overall, 42 inches; depth, including tank, 26 inches; tank capacity, 3 gallons; shipping w't 75 lbs.

- W46H2—With 8-in. Pot, Blue Steel Body, Rust-proof Finisheach \$29.50


*** Wholesale. Price to Dealer Reduced Because of Lower Handling Cost of Larger Quantity**

Prices Net F.O.B. Chicago, Add Freight to _____

UTILITY HEATERS

Gasoline and Kerosene

Preway Gasoline Radiant Heater



Instant Lighting

A beautiful open fireplace finished in the new Walnut Wrinkle, radiates clean, odorless heat, easily controlled in volume.


The Preway Instant Lighter makes it immediate in operation. Automatic air shutter assures perfect combustion. Inexpensive to operate. Easily carried.

Specifications for Model No. 364

Height 22½ in., width 25½ in., depth 9 in., tank 1 gal., shipping w't 56 lbs.

W364H2each \$23.85

Preway Gasoline Radiant Heater




A New, Modern Heater, Latest Design

Suitable for use all over the house. Light in weight, compact and easily carried about the house. Ideal for homes, offices and shops where a little extra heat is required, or in the morning when you like to remove the chill quickly. Finished in the new walnut vell wrinkle. New improved burner, instant lighting. Gives perfect combustion and produces a clean heat. Strong durable fuel tank that will not rust or corrode.

Specifications

Height 19½ in., width 18½ in., depth 8 in., tank capacity 1 gal., shipping w't 28 lbs.

W459H2each \$13.95
Takes D219H0 Generator (No. Y391).....each 1.50



YPSILANTI SUPER OIL HEATERS

Safety Oil Burner For Kerosene Only

Gives maximum warmth and comfort—clean, convenient heat on cool spring days and sharp early days of autumn.

Has an exclusive burner construction. Makes low fuel cost. Easy to fill. Filler cap pulls out, fastened to fount so cannot be lost. Safety fount fitted with fuel gauge. Drums are made of best polished blue steel.

Super Oil Heaters are made in two sizes and two finishes. The larger size is equipped with 15 in. wick No. D83H0, the smaller size is equipped with 8 in. circular wick, No. D81H0.


Finish	Black	Black
Height overall, in.	23½	27½
Size wick (circumference), in.	8	15
Fount capacity, qts.	3	5
W't each, lbs.	14	21
Open Stock	M81H0	M151H0
Each	\$4.95	8.45
In lots of 6 assorted *	M81H2	M152H2

* Wholesale Prices to Dealer Reduced Because of Lower Handling Cost of Larger Quantity

Prices Net F.O.B. Chicago, Add Freight to _____

Coleman Radiant Heaters

Burns Gasoline




(Factory Model 5B)—For heavy duty use. Handsome in appearance and a marvel in operating efficiency. Always ready to give dependable heating service. Provides clean, healthful, radiant warmth and cheer.

Equipped with Coleman Thermo-Safety generator . . . a big safety feature which gives positive control to flow or fuel. Its gas starter lights instantly—quickly heats the Thermo-Safety generator to proper temperature.

Height 23 in., width 25 in., depth 12½ in. Net w't 31 lbs. Each in a carton, shipping w't 44 lbs.

H5E0each \$27.00



(Factory Model 16)—A new modern heater that will bring to the home an abundance of clean, healthful, radiant heat at a cost of less than 2c an hour. Lights instantly . . . no preheating necessary. Operates on the famous Coleman Instant-Gas Principle.

Ideal for use all over the house. Fine for shops, stores, offices, churches, etc. Light in weight, compact, and easily carried.

No dust or ashes; no soot or smoke.

Equipped with strong and durable Fuel Tank that will not rust or corrode. Has new special alloy Generator which resists carbon formation; will not warp and is easily cleaned. New improved burner insures perfect combustion, produces more heat.

Height 18½ in., width 16 in., depth 7½ in., net w't 20 lbs. Shipping w't 23 lbs.

H16E0each \$14.70

Coleman Handy Gas Plants

Quick, Low Cost, Dependable Heat

For Farm Dairy and Creamery Equipment

Instant lighting . . . handy . . . complete gas burner. Gas-heating plant that can be used whenever and wherever efficient, clean, fast action heat is needed.

Especially suited for use in farm dairies, creameries and cream stations to heat the washing, steaming and sterilizing equipment.



Portable—can be used wherever quick, efficient heat is needed. Make and burn their own gas from common motor gasoline. Provide clean heat—no smoke, no soot, no odor. Light instantly—no waiting, no delay. Flame easily and quickly adjusted to desired height. Speedy in action. Meet the requirements of the U.S. Standard and all city milk ordinances.

Also fine for use with steam tables, boilers, steam washers, stock food cookers, large vats, in poultry houses, printing and tin shops, for heating metal, pressure canning, etc.

(Factory Model 457G)—Standard size. Lights instantly just like gas with no preheating. Supplies a large volume of clean, intense, fast-action heat for practically every need. Will raise 4 gallons of water from 40 degrees to 170 degrees F. in 21 to 23 minutes in an average room temperature of 28 degrees F. Strongly constructed, dependable in use, made to give heavy duty service. Equipped with 5 in. burner and 8½ in. grate. Three gallon tank made of heavy gauge steel, lead-coated, rust-resisting. Holds 2 gallons of fuel and 1 of air. Runs 8 to 10 hours at full heat on one filling; 12 hours average use.

Height, 15½ in.; diameter tank, 12 in. Net w't 21½ lbs., shipping w't 23 lbs.

H457E0each \$15.75

(Factory Model 458G)—Lights instantly and has the same efficient operation as No. 457G, but is smaller in size. It provides the same quick-action, dependable heat, although in lesser volume.

Will raise 2 gallons of water from 40 degrees to 170 degrees F. in 16 to 18 minutes in an average room temperature of 28 degrees F. Supplies ample volume of heat for ordinary needs. Small size makes it adaptable to many uses.

Has 3 in. cast iron burner—not perforated metal—fitted with 8½ in. grate.

Heavy gauge steel tank lead-coated, resists rust. Two gallons in size, holds 1 gallon of fuel and 1 of air. One filling of fuel gives 6 to 8 hours service at full heat; 10 hours under average use.

Height 15 in.; diameter tank 10 in. Net w't 16½ lbs., shipping w't 17½ lbs.


H458E0each \$11.85



*** Wholesale Price to Dealer Reduced Because of Lower Handling Cost of Larger Quantity**


Prices Net F.O.B. Chicago, Add Freight to _____

Jady Hibbard DUPLIX HEATER



W209H2 and W924H2

Will Burn
Wood,
Coal,
Coke,
Cobs,
and
Lignite



W2090H2 and W9240H2

A time tested heating unit brought up-to-date both in construction and appearance. Available in two sizes.

The *Jady Hibbard* Duplex is all heavy cast, except the back half of combustion chamber which is 16 gauge rust-resisting steel, with an extra heavy slotted fire pot. Duplex grates. Extra large feed door opening equipped with smoke curtain. The hot blast tube is standard equipment, gives more complete combustion. In the top of the stove are two lids, available for cooking and heating water.

If you are looking for an honest-to-goodness plain heater, you will find it in the *Jady Hibbard* Duplex. Its sturdy and long wearing construction will give unbeatable efficiency and service.

SPECIFICATIONS

Nos.	W209H2	W924H2
Nos.	W2090H2	W9240H2
Will heat, rooms.....	5-6	6-7
Fire pot, in.....	20×13½×7½	24×13½×7½
Feed door opening, in.....	16×11	19½×13
Height, in.	50	52½
Depth, in.	19½	19½
Width, in.	26	30
Ash pit, in.....	19½×13½×6½	23½×14×6½
Smoke pipe, in.....	6	7
Approx. shipping w't, lbs., uncrated.....	235	300

Plain Trim		Semi-Trim	
Nos.	W209H2	Nos.	W2090H2
Each	\$31.95	Each	\$33.95
	W924H2		W9240H2
	38.95		40.95


* Wholesale Price to Dealer Reduced Because of Lower Handling Cost of Larger Quantity

Prices Net F.O.B. Chicago, Add Freight to _____

Stand-By OAK HEATERS

For direct heat you cannot go wrong in this type of heater. It is an old "stand by." The fire pot, ash pit, legs, top and feed sections are made of high grade cast iron. The radiating steel drum throws off an abundance of heat. Four sizes to choose from.

Will heat, rooms.....	1	1-2	2-3	3-4
Height overall, in.....	43	46	51	55
Diameter of jacket, in.....	12	14	16	18
Pipe, in.	6	6	7	7
Weight, lbs., uncrated.....	85	95	110	145
Nos.	W1413H2	W1415H2	W1417H2	W1419H2
Each	\$11.50	12.95	15.95	18.95



DANDY HOT BLAST

Down draft tube controlled by draft register in top, hot blast intake under front door regulated by nickel screw draft.

Feed door unusually large, locks tight with never-hot wire handle. Artistically designed mica front, protected by sheet metal gauze. Ash door large, fits tight, with wire turnbuckle, large nickel screw draft and check damper in pipe collar.

Lower fire pot large and extra heavy. Upper fire pot, sectional and slotted, heavy castings and excellent construction. Draw center grate operates through ash pit door. Large ash pit. Chutes guide ashes into deep bailed pan.

Body made of heavy refined blue steel, lined to top on inside with extra heavy steel. Bottom steel, double seamed to body. Draft regulated at top without swinging urn. Hot blast pipe extra heavy at end.

Total height, in.....	48	51	54	56
Diameter fire pot, in.....	14	16	18	20
Floor space, in.....	16x16	18x18	20x20	22x22
Feed opening, in.....	7x8	8x10	9x11	9x11
Pipe, in.	6	6	7	7
W't crated, lbs.	130	155	180	205

Nos. W1214H to W1220H


Nos.	W1214H2	W1216H2	W1218H2	W1220H2
Each	\$23.95	27.95	29.95	31.95

*** Wholesale Price to Dealer Reduced Because of Lower Handling Cost of Larger Quantity**

Prices Net F.O.B. Chicago. Add Freight to _____

MODERNISTIC GIANT OAK

Extra Heavy. Burns Wood or Coal.
Two Sizes, 16-in. or 18-in.



No. W418H

Beauty and utility have been combined in this heater. Any sort of solid fuel can be used to advantage. Body and base strips of Keystone copper bearing steel, draw center grate, reversible collar, ash pan, cast bottom, highly finished nickeled parts.

Will heat, rooms.....	2-3	3-4
Height overall, in.....	48	54
Fire pot, in.....	16	18
Feed door opening, in.....	8x10½	9½x11
Size of pipe, in.....	6	7
W't, lbs.	145	205

Nos.	W416H2	W418H2
Each	\$22.50	29.50

TROPIC WOOD HEATER

For Heavy Duty—Cast Lined—Burns Wood Only



A quality heater, designed along modern lines and of air tight construction. This heater was built to meet the needs of the consumer that has a supply of wood available and desires a wood-burning stove, either as an auxiliary or to entirely heat the home or other rooms or buildings.

Body or drum of stove is of 20 gauge, copper-bearing, rust-resisting steel. Has cast iron top and bottom and full cast iron front. Body or drum of stove is lined with cast linings in three sections. Height of cast lining 10 in. high. Linings fit firmly and securely against body of heaters to prevent ashes accumulating between cast lining and the top, and also to prevent body of stove from over-heating and warping. Has swing top cover for feeding large chunks of wood. One 8 in. lid in top cover which permits the heating of water or cooking of food on the top of this stove. Front feed door opening is extra large, fitted with smoke curtain. Draft opening is protected by spark arrester. Has heavy cast iron legs bolted to main cast iron body.

The Tropic is a stove that will give long and useful service and will, due to its heating capacity and durability, make a friend out of a customer.

Will heat, rooms.....	1-2	2-3
Length wood, in.....	26	29
Width, in.	18	19
Height overall, in.....	45	45
Smoke Pipe, in.....	6	6
Cast iron lining, in.....	10	10
Weight, lbs.	155	175

No.	W266H2	W299H2
Each	\$23.50	26.75

* Wholesale Price to Dealer Reduced Because of Lower Handling Cost of Larger Quantity

Prices Net F.O.B. Chicago, Add Freight to _____

Dandy Wood Heaters

Best of Quality Throughout



Body — Heavy gauge Wellsville polished blue steel, beaded, bolted and cemented air tight to cast top, bottom and front. Cast lining 10 in. high, fully ventilated.

Main Bottom — Heavy cast iron, corrugated, with sliding grate. Ash pit has bailed pan, air tight door with never-hot turn-buckle wire handle, and drop door to operate sliding grate.

Front Feed — Two large doors extending clear to bottom, with wire turn-buckle handle, ventilated mica front with nickel frame and sheet metal gauze. Smoke curtain and screw draft in lower door.

Top Feed — Front half of main top lifts up with never-hot Alaska handle. Urn base swings to left. Heat deflector bolted across center of main top. Total height 45 1/4 in., length wood 25 in., floor space

20x31 in., front feed 9 1/4 x 17 1/4 in., top feed 11 1/4 x 12 1/2 in., pipe 6 in., w't crated 190 lbs. Will heat 2 to 3 rooms.

W225H2each \$25.95

Heavy High Grade Wood Heater

Body made of heavy gauge polished steel. Cast iron top and bottom. The bottom is corrugated to insure best possible combustion of fuel. It has heavy cast iron linings. Body tightly fitted to castings with cemented joints. Large swing top for feeding wood with cover for cooking. All sizes have collar for 6 in. pipe. Nickel plated foot rails, swing top, and screw register for controlling draft.



Will heat, rooms.....	2-3	3-3
Length wood, in.....	25	28
Height overall, in.....	36	36
W't each, lbs.....	125	140

Nos.	W925H2	W928H2
Each	\$17.50	19.50

For Coal or Wood

Low Priced Heater with Duplex Grates

Dandy Duplex Heater

Large fire box, air-tight fitting doors, arrangement of screw drafts, dampers and hot blast adjustment makes it possible to hold fire over night. Will heat 2 to 3 rooms.



Carefully constructed throughout, made of best steel and cast iron. Every joint fitted and bolted airtight in cement. Fire box has cast iron linings ventilated, revolving duplex grate, burns either coal or wood.

Fire box 12 1/2 x 19 1/2 in., total height 46 in., floor space 18 1/2 x 27 in., coal feed 8 1/2 x 15 1/2 in., top feed 9 x 20 in., size pipe 6 in., crated w't 205 lbs.

W123H2each \$24.95

Dandy Wood Heaters

Smooth, plain, stylish, up-to-date wood heater, with cast iron top and bottom. Gives perfect satisfaction.

Furnished with 8 1/2 in. high cast lining.

Body made of heavy refined blue steel, with cast lining. Body corrugated to give it strength. Carefully bolted and cemented to top, bottom and main front, making perfectly air-tight joints.

Cast front firmly bolted and insures a solid support to feed door. Feed door large and roomy, with never-hot wire handle and nickel name plate. Lower front contains screw register for controlling heat.

Main top solid cast iron, with swing feed door, wire handle, cooking lid, swing top and nice urn.



Will heat, rooms.....	2-3
Length wood, in.....	25
Height overall, in.....	39
Front feed, in.....	8 1/2 x 11
Top feed, in.....	10 1/2 x 12
Floor space, in.....	19 x 24
Weight, crated.....	95

Nos.	W227H2
Each	\$15.95

* Wholesale Price to Dealer Reduced Because of Lower Handling Cost of Larger Quantity

Prices Net F.O.B. Chicago, Add Freight to

AIRTIGHT HEATERS


Burn Wood, Cobs and Rubbish

For quick heat you cannot beat this type of heater. Light a few scraps and throw in a few chunks of wood and you have immediate heat. Will heat from one to two rooms.

Here is a low priced popular down-draft style, available in two sizes. The down-draft feature adds extra combustion, thereby creating more heat.

Popular down-draft style, furnished in two sizes.

Top 27 gauge, body and double seamed bottom 29 gauge. 29 gauge steel lining extends half way to top. Down draft pipe on outside of heater.



Length 22 in., width 15½ in., height 20¾ in., for 6 in. pipe, w't 23 lbs.

W622H2each \$4.95

Length 26 in., height of body 24¾ in., width 17 in., for 6-in. pipe, w't each 28 lbs.

W626H2each \$5.95



Here is the answer to the demand for a high grade serviceable hot blast Wilson type down-draft wood heater.

Body of uniform blue steel 26 gauge, double seamed to heavy steel bottom. Body lined with 27 gauge steel lining extending half way to top of heater. Heavy cast iron top with extra large feed door, handy for feeding large chunks of wood. Top fitted with cooking lid.

Draft through upper opening of hot blast tube, fitted with nickel draft slide discharging preheated oxygen to unburned gases, producing greater combustion and fuel economy. Hot blast tube fitted with heavy cast iron elbow. Sturdy cast iron legs.

Down-Draft (Wilson Style)

Length 22 in., height of body 20 in., width 17¼ in., for 6-in. pipe, top feed 12½x12½ in., w't 60 lbs.

W125H2each \$9.45

Length 26 in., height of body 25 in., width 19 in., for 6-in. pipe, top feed 15x13 in., w't each 70 lbs.

W126H2each \$11.50

Where Folks Are Looking for Price, Here You Have It



Tops 27 gauge, stamped roll design, fitted with built-in check draft. Bodies 29 gauge uniform color blue steel; bottom is double seamed; 29 gauge steel lining extends half way to top of all stoves, with the exception of W016H which is unlined. Mounted with sheet steel draft, gravity type ash door. Ash door lifts up. Cast legs fastened to bottom of stove by heavy steel cleats. Has six-inch steel pipe collar on all sizes except No. W016H which has five-inch. All sizes have four legs, excepting No. W016H which has three legs.

Length, in.	16	18	22	26
Width, in.	12½	14	15½	17
Height of body, in.	12	12¾	20¾	24¾
Pipe, in.	5	6	6	6
W't each, lbs.	9	12	19	25

Nos.	Lots of 2		Open Stock	
	W016H0	W18H0	W22H0	W26H0
Each	\$1.39	1.98	3.25	4.25

This Style Is Popular

Many Folk Prefer Cast Iron Ash Pouch

Tops 27 gauge, stamped roll design, fitted with built-in check draft. Bodies 29 gauge uniform color blue steel; bottom double seamed; 29 gauge steel lining extends half way to top. Cast ash pouch, with swing door, cast draft register. Six-inch steel pipe collar. Heavy cast legs are fastened to bottom of stove by steel cleats.

Length 26 in., height of body 23 in., width 17 in., for 6 in. pipe, w't 40 lbs.

W8126H0each \$5.25



* Wholesale Price to Dealer Reduced Because of Lower Handling Cost of Larger Quantity

Prices Net F.O.B. Chicago, Add Freight to _____

AIRTIGHT HEATERS

Burn Wood, Cobs and Rubbish

Large feed door enables user to throw in large chunks of wood. The flat top provides a cooking place. This is a very popular number for cabins and homes that do not require a big heating unit. This model is equipped with a cast iron top.



Auburn sheet-iron, air-tight heater tops and bodies 29 gauge Uniform Color Blue Steel; No. 29 gauge steel lining extends half way to top of stove. Mounted with cast front frame, neatly patterned, securely bolted to body. Large cast-iron feed door. Draft admitted through large nickel screw draft register in feed door. Mounted with four cast legs, securely fastened to bottom of stove by heavy steel clips. Has 6-in. pipe collar on all sizes.

Length, in.	22	24	26
Width, in.	16	16	17
Height of body, in.	20	21	23
W't each, lbs.	27	30	32
Nos.	W1122H2	W1124H2	W1126H2
Each	\$5.45	5.95	6.45



All cast box heater substantially and durably built.

Ends, sides, top, and bottom of heavy cast iron. Bottom, hearth and sides in one piece, except two larger sizes which have cut sides. Outside rods throughout. All sizes have collar for 6 in. pipe. Large front feed door, also swing top feed.

Length wood, in.	18	22		
Height overall, in.	20½	22½		
Holes, in.	1-7	1-7		
W't each, lbs.	60	80		
Nos.	F518H2	F522H2		
Each	\$5.95★	8.45★		
Length wood, in.	25	28	32	36
Height overall, in.	24½	27½	29	30½
Holes, in.	1-7	2-7	2-8	2-8
W't each, lbs.	95	115	127	175
Nos.	W525H2	W528H2	W531H2	W536H2
Each	\$11.50	13.50	16.50	19.50

Here Is About the Tops in the Air-Tight Wood Heater

Made to Give Years of Service

Cast Iron Top — For Wood Only

Body No. 26 gauge uniform color blue steel, No. 27 gauge steel lining extending half way to top of heater. Cast iron front frame ash guard and feed door. Draft is admitted through draft slide in main front. Heavy cast iron top, securely mounted to body. Two 7-in. covers and short center. May be used for cooking, etc. Cast iron legs securely fastened to bottom of heater by heavy steel cleats.

Length 26 in., width 17 in., height of body 24 in., w't 75 lbs.



W427H2each \$10.45

Winner Air-Tight

Where someone wants a little better air-tight heater, we recommend the Winner.

Body 26 gauge uniform color blue steel, No. 27 gauge steel lining extending half way to top of heater. Cast iron front frame and feed door. Draft is admitted through nickel screw draft register in feed door. Heavy cast iron top, securely mounted to body. Two 7-in. covers and short center may be used for cooking, etc. Cast iron legs securely fastened to bottom of heater by heavy steel clips.

Length of wood 26 in., width 17 in., height of body 24 in., w't each 60 lbs.



W326H2each \$10.45

All Heaters Oiled and Packed in Cartons

★Items Marked Thus ★ Are Shipped from Factory Only

* Wholesale Price to Dealer Reduced Because of Lower Handling Cost of Larger Quantity

Prices Net F.O.B. Chicago, Add Freight to

CANNON HEATERS

The All Purpose Cast Heater

The old reliable cast iron heater for shops, warehouses, stations and garages. Made for durability and to give larger volume of heat at a very low operating cost. Ash pans are not furnished.



The fire pot is larger than what is usually found in this type of stove, making it possible to hold fire over a longer period of time. The heavy draw center grates insure years of service. The feed and ash pit doors are large and convenient. Grate can be shaken without opening ash pit door.

With Drum


Diam. fire pot at door, in.....	15	16½	18½
Diam. fire pot at grate, in.....	10½	12	14
Height of collar, in.....	63	67	73
Size pipe, in.....	6	7	7
W't each, lbs.....	195	260	320
Nos.	W300H2	W400H2	W500H2
Each	\$23.95	29.95	35.95

Without Drum

Diam. fire pot at door, in.....	15	16½	18½
Diam. fire pot at grate, in.....	10½	12	14
Height to collar, in.....	44	46	49
Size pipe, in.....	6	7	7
W't each, lbs.....	185	245	300
Nos.	W30H2	W40H2	W50H2
Each	\$19.95	25.95	31.95

The size required for the small work room, garage and small office. A neat, well made, cast cannon heater. All have draw center grates, with the exception of No. W110H.

Fire pot, in.....	10½	12½	14½
Height to collar, in.....	27½	29½	31½
Size pipe, in.....	6	6	6
W't each, lbs.....	55	75	95
Nos.	W110H2	W120H2	W130H2
Each	\$7.65	10.65	11.95



* Wholesale Price to Dealer Reduced Because of Lower Handling Cost of Larger Quantity

Prices Net F.O.B. Chicago, Add Freight to _____

A Quick Heat for Places Hard to Heat The Genuine "FROST KILLER"



Without Drum



HEAVY CANNON STOVE

The Frost Killer is a great powerful stove especially built for places hard to heat—and it heats them well! Specially adapted to stores, schools, churches, warehouses, depots, etc. The most popular and largest selling stove of its type ever made.



DRUM

The drum fits between the two parts of the top section and affords considerable additional radiation space.

Furnished
With or Without Drums

Saves Fuel

The various sections of the Frost Killer fit together in tongue and groove joints, so that the stove is absolutely air tight, and hence a wonderful fuel saver. All castings are exceptionally heavy, no expense having been spared to make the Frost Killer long lasting.

The Frost Killer is easily and quickly set up, one joint resting on another, and only four bolts (for the feet) are required. Although the grate alone weighs forty pounds, it rests on ball bearings, and hence is very easy to operate.

The Frost Killer is so big and powerful looking that it commands respect and attention everywhere. Wouldn't it be a good plan to place one in use in your store, thus securing a satisfactory and economical heater, and making many profitable sales from this sample? Will hold fire 18 hours.


Fire Pot, in.	Pipe Diam., in.	Feed Door, in.	Approx. Heating Cap. cu. ft.	Without Drum			With Drum				
				No.	Ht., in.	W't, lbs.	Each	No.	Ht., in.	W't, lbs.	Each
14½	7	8¾ × 8¾	7,000	W216H2	46	302	\$ 55.00	W2160H2	64½	313	\$ 60.40
16¾	7	9½ × 9½	10,000	W218H2	48	338	61.00	W2180H2	66½	351	66.90
18¾	7	10½ × 10½	13,000	W220H2	50	405	69.70	W2200H2	68	421	76.40
22¾	8	10½ × 10½	15,000	W224H2	56	705	106.50	W2240H2	78	726	120.00

* Wholesale Price to Dealer Reduced Because of Lower Handling Cost of Larger Quantity

Prices Net F.O.B. Chicago, Add Freight to _____

SOUTHLAND SCHOOL ROOM HEATER

Meets Requirements of All State Departments of Education



A SOUTHLAND SANITARY HEATING AND VENTILATING SYSTEM consists of the heater complete with grate, legs and jacket supports; ashpan; shaker crank; jacket; fresh air intake; chimney fixtures, ten feet of smoke pipe, two elbows; smoke pipe damper; floor covering; poker; and evaporating pan.

The picture above shows the **Southland System** installed in a corner of the school room. This illustrates a complete style No. 2 installation (16 in. x 16 in. single flue chimney). The fresh air is admitted into the jacket by means of fresh air intake through the wall. This fresh air is heated, moistened and circulated evenly over the room. The breathed and contaminated foul air is sucked off the floor through the chimney ventilating register (shown at the base of the flue in the illustration).

1. **BEAUTIFIES THE ROOM.** The new Morocco baked enameled jacket adds a note of color harmony to the ordinary unattractive appearance of the school heater.
2. **PROVIDES EVEN, HEALTHFUL HEAT.** By reason of scientific designs, the Southland heater delivers an even circulation of heated, humidified air to all parts of the room.
3. **VENTILATES PERFECTLY.** Correct heating requires the proper admixture of fresh air from the outside and efficient elimination of foul air.
4. **ASSURES ADEQUATE HUMIDITY.** The heater, with its correctly placed humidifier, delivers with the heat a constant supply of moisture, so essential to health.
5. **HEATS QUICKLY AND ECONOMICALLY.** Ample grate areas and the large heating surfaces mean efficient and quick delivery of heat from any fuel used. Insulation of all heat-dissipating parts, assures the distribution of heat where required without losses.
6. **OPERATES EASILY.** Large doors, easily accessible, and easily-operated rolling type grates, make operation easy for anyone, without effort.


**THIS POWERFUL HEATER DESIGNED PARTICULARLY TO MEET
NORTHERN CLIMATIC CONDITIONS**

For Prices, See Page 1220C

*** Wholesale Price to Dealer Reduced Because of Lower Handling Cost of Larger Quantity**

Prices Net F.O.B. Chicago, Add Freight to _____

SOUTHLAND CONSTRUCTIONAL FEATURES




HEATER BODY—Absolutely seamless welded steel cylinder made of 10 gauge (USS) copper bearing steel. Arc welded. Steel fuel pouches welded to body—No cast to steel connections—no leakage.

FIREPOT—Finest grade of Missouri clay firebrick obtainable. 2 inches thick. 18 inches deep. Wonderfully serviceable. Easily and cheaply repaired.

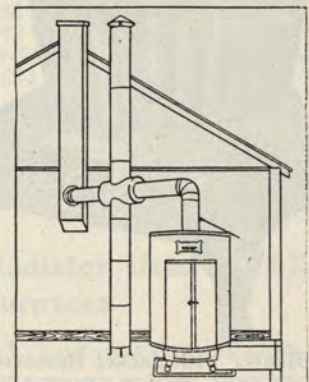
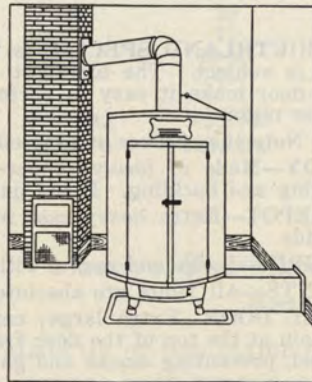
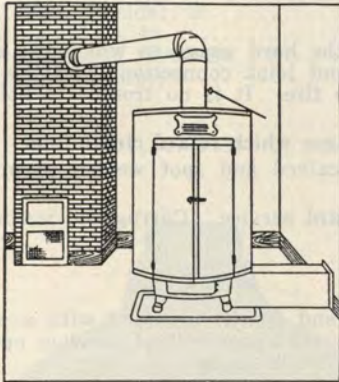
GRATES—4 bar, individual rolling furnace type grates. Very heavy. Positive action. Cleans easily. Grinds clinkers. Or circular, dump center grates—optional.

FRONTS—Full furnace front—heavy cast iron. Large fuel doors. Very large ashpit door. Asbestos gaskets. No leaks.

AIR DUCT AND VENTILATING FIXTURES—Almost unbelievably substantial and durable. 200 pound man can safely stand on the fresh air intake duct.



HOW TO SPECIFY VENTILATING FIXTURES



Where building is equipped with double flue chimney, specify style No. 1 ventilation at price listed below.

Where building is equipped with single flue chimney, specify style No. 2 ventilation, add **UVM**.

Where building is equipped with bracket chimney, specify style No. 3 ventilation, add **VJUM** for special metal vent shown above.

SPECIFICATIONS

The Southland School Room Heater is Built in 3 Sizes:

Heating Capacities—With Ventilation, cu. ft.	7500	9000	16000
Without Ventilation, cu. ft.	10000	14500	21000
Shipping Weight, lbs.	600	800	900
Diameter of Steel Body, in.	21½	24	27
Height of Cabinet, floor to top, in.	60	62½	65
Dimension of Square Cabinet, in.	32x32	36x36	40x40
Grate Area, sq. in.	254	285	385
Size of Fuel Door, in.	12x13	12x13	12x13
Nos.	F721H2	F724H2	F727H2
Each	\$142.00*	164.00*	185.00*

*Items Marked Thus * Are Shipped from Factory Only

*** Wholesale Price to Dealer Reduced Because of Lower Handling Cost of Larger Quantity**

Prices Net F.O.B. Chicago, Add Freight to _____


SOUTHLAND SPECIAL SCHOOL ROOM HEATER

Meets Requirements of All State Departments of Education

The new and modern SOUTHLAND SPECIAL Heater is cased in a square cabinet built of auto-body steel lined with inch-air-spaced aluminized metal. The top is made of molded steel. The body rests on a heavy angle iron base. The cabinet is finished in Morocco baked enamel and is the latest development in attractive, durable enameling.

This popularly priced system is adaptable to both northern and southern climatic conditions. (See specifications.)

Ventilating fixtures on Southland Special are specified just the same as on the Southland. (See description.)



Heater with Jacket Removed



THE SOUTHLAND SPECIAL is built to stand the hard usage to which the school heater is subject. The air tight base with ground joint connections and the tight fitting door make it easy to perfectly control the fire. It is no trouble to hold the fire over night.

Note the absence of projecting rims or flanges which retard circulation.

- **BODY**—Made of heavy copper-bearing steel—calked and spot welded to prevent leaking and buckling. Heats quickly.
- **FIREPOT**—Extra heavy cast iron; built for hard service. Corrugated inside and outside.
- **ASHPIT**—Large and roomy with screw damper.
- **JOINTS**—All joints are absolutely gas tight.
- **FUEL DOOR**—Extra large; carefully ground and fitted; provided with a smoke curtain at the top of the door frame which keeps the upper half of the door opening closed, preventing smoke and gas from escaping while firing.

SPECIFICATIONS

Built in four sizes.

Heating Capacity in Northern States, cu. ft.	4000	7000	10000	16000
Heating Capacity in Southern States, cu. ft.	7000	10000	14000	20000
Diameter of Firepot, in.	18	20	22	24
Height Overall, in.	65	65	65	65
Dimensions of Square Cabinet, in.	30x30	32x32	36x36	40x40
Size of Smoke Pipe, in.	7	7	7	8
Standard Air Duct, in.	16x12	16x12	16x12	20x12
Standard Chimney Vent. Reg., in.	12x12	12x12	16x16	16x16
Shipping Weight, lbs.	450	585	640	750
Nos.	F178H2	F270H2	F272H2	F274H2
Each	\$95.00*	115.00*	135.00*	155.00*

*Items Marked Thus * Are Shipped from Factory Only


*** Wholesale Price to Dealer Reduced Because of Lower Handling Cost of Larger Quantity**

Prices Net F.O.B. Chicago, Add Freight to _____

AMERICAN STEEL ROOM HEATER


These room heaters are regular American Steel furnaces cased so they can be mounted in the room to be heated. Small schools, churches, stores, offices, halls, and shops successfully heated by this simple yet inexpensive system. Installation needs only a smoke pipe and it is ready to fire.

This room heater and the room heater shown under the Improved Supreme furnace are both outstanding values in their respective classes. Both regular furnaces mounted on strong legs allowing air from room to enter bottom of casing and circulate freely over surface of furnace. No hood used with this style heater but a special top casing section furnished complete with a solid steel ring suitably formed to give a finished top appearance. Casing equipped with regular furnace lining which is held away from casing 1 in. to provide an air space which prevents outside casing from becoming hot. Casing equipped with draw bands to make it easy to erect.



AMERICAN STEEL ROOM HEATERS

Diam. drum (inside), in.....	22	24	26	28	30	32	36
Height complete, in.....	72	72	74	74	76	76	89
Heating capacity (1000 Cu. Ft.)....	9-15	11-18	13-21	15-24	18-25	21-30	25-40
Shipping W't complete.....	1290	1345	1440	1490	1650	1720	2060
Nos.	F227H2	F247H2	F267H2	F287H2	F307H2	F327H2	F367H2
Each	\$124.00★	147.50★	165.00★	187.50★	209.50★	229.50★	297.50★



Massive One-Piece Cast Iron Radiator Used on All American Steel Furnaces

Made up of two major parts, an all steel one-piece combustion drum, or furnace body proper, and an all cast one-piece return flue radiator. Radiator shown, although of familiar horse shoe type, differs from usual in having a direct flue connection to smoke outlet. This direct flue controlled with flue door which opens and closes automatically with opening and closing of feed door. Mechanism for handling very simple yet positive.

Joint between radiator and furnace drum, the only joint inside casing, permanently sealed with an asbestos gasket and heavy machine bolts. This connection between radiator and drum is similar to that used to attach head to an automobile engine block.


Radiator mounted in center of casing, insuring proper distribution of heat to all rooms. Extra weight in heavy cast iron radiator has a large heat storage capacity which keeps a steady flow of evenly heated air going to all rooms even when furnace is under check.

★Items Marked Thus ★ Are Shipped from Factory Only

* Wholesale Price to Dealer Reduced Because of Lower Handling Cost of Larger Quantity

Prices Net F.O.B. Chicago, Add Freight to _____

THE IMPROVED AMERICAN SUPREME FURNACE



IMPROVED FOR GREATER FURNACE VALUE

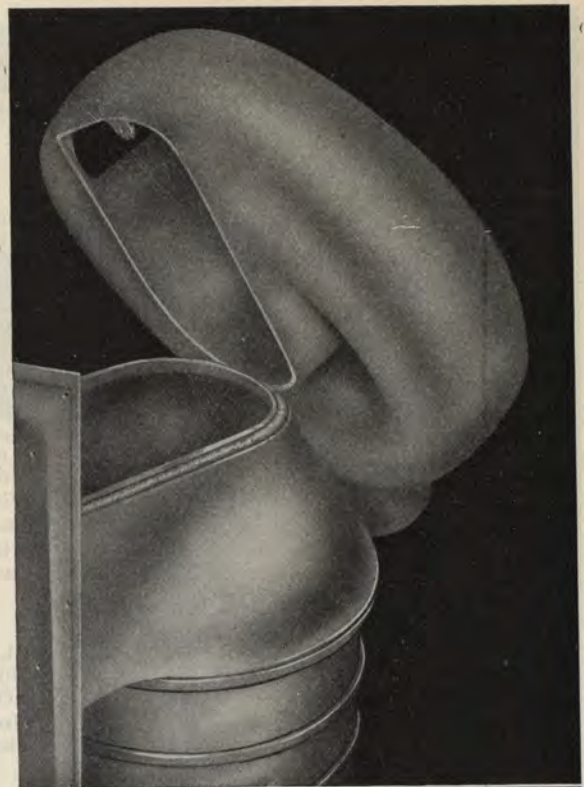
* Wholesale Price to Dealer Reduced Because of Lower Handling Cost of Larger Quantity

Prices Net F.O.B. Chicago, Add Freight to _____

THE IMPROVED AMERICAN SUPREME FURNACE — Cont.

See Cutaway for These Points Page 1222

- A. Factory-applied asbestos gasket seals one-piece radiator to one-piece feed section.
- B. Radiator cast in one piece including smoke outlet.
- C. Metal properly proportioned.
- D. Firepot rings straight sided and interchangeable.
- E. Three substantial roller bearings allow grate to turn with ease.
- F. Ashpit base factory mounted to ashpit section.
- G. One-piece radiator securely bolted to feed section. Joint will remain tight under all conditions.
- H. Factory-applied asbestos gasket seals upper front frame to one-piece feed section.
- I. Combustion chamber extends into radiator giving low over all height.
- J. Radiator flues easily cleaned by inserting brush directly into flues through upper feed door.
- K. Feed section plate cast as integral part of feed section.
- L. Factory-applied asbestos gasket and special formed steel strip gives air tight union between two front frames. Upper frame floats on feed section yet there is no danger of basement dust or dirt entering air chamber.
- M. Large vapor pan has tight fitting hinged cover that stays open when being filled.
- N. Factory-applied asbestos gasket seals lower front frame to ashpit.
- O. Special formed steel base ring makes perfect seal to basement floor when flushed in with concrete grout. Basement dust and dirt sealed out of air chamber.



FACTORY-APPLIED ASBESTOS GASKETS ARE USED TO MOUNT NEW ONE-PIECE FEED SECTION AND ONE-PIECE RADIATOR

Illustration shows new one-piece radiator tilted off new one-piece feed section. Factory-applied asbestos gasket between radiator and feed section plainly shown. Mechanic has only to fill this joint with high temperature furnace cement and bolt radiator in place.

Factory-applied asbestos gasket insure years of smoke-tight, gas-tight, and draft-tight service. Upper front frame floats on feed section, entirely free from any rigid front anchor, thereby protecting fire pot joint against premature breaking down of cement and resulting gas, smoke, and draft leakage.

Greater strength and longer life assured by casting feed section plate as an integral part of feed section and by improved proportioning of side wall metal. Improved shape of radiator flues and their arrangement in relation to upper feed door makes for easier cleaning.

Due to unique construction the amount of prime heating surface exposed to radiant energy of fire bed has been greatly increased over that found in an ordinary furnace. This large combustion space allows ample room to completely burn combustible gases before they enter improved radiator flues where remaining heat is squeezed out.

Straight Side Fire Pots
(interchangeable)
Extended Combustion Chamber

**TRIED
AND
TESTED 17 YEARS**

**IN THE
SUPREME
FURNACE**

* Wholesale Price to Dealer Reduced Because of Lower Handling Cost of Larger Quantity

Prices Net F.O.B. Chicago, Add Freight to _____

New one-piece feed section, new one-piece radiator, and new factory-applied asbestos gasket feature makes Improved American Supreme outstanding cast iron furnace for use in forced air heating and winter air conditioning work.

IMPROVED SUPREME PIPE FURNACES

For Standard Gravity Warm Air Heating Work

Inside diam. of fire pot both top and bot., in....	17 $\frac{1}{2}$	19 $\frac{1}{2}$	21 $\frac{1}{2}$	23	26 $\frac{1}{2}$
Area of Grate, Sq. Ft....	1.72	1.99	2.33	2.82	2.80
Diam. of Casing, in.....	36	40	44	48	52
Size of Smoke Pipe, in....	8	8	8	8	8
Heating Cap. in Square inches of Pipe Area....	377	427	522	607	787
Heating Cap. (1000 Cu. Ft.)	6-10	8-12	11-15	13-18	16-22
Height of Furn. only, in..	43 $\frac{1}{2}$	43 $\frac{1}{2}$	45 $\frac{1}{2}$	45 $\frac{1}{2}$	47 $\frac{1}{2}$
Casing Height to Top of Hood, in.....	58	58	62	62	62
Ship. w't Furn. and Casing	800	860	1050	1160	1550
With Casing, Nos.....	F1368H2	F1400H2	F1442H2	F1484H2	F1527H2
Each	\$68.50★	79.50★	99.50★	109.50★	139.50★
Without Casing, Nos....	F01368H2	F01400H2	F01442H2	F01484H2	F01527H2
Each	\$59.50★	69.50★	89.50★	99.50★	124.50★

IMPROVED SUPREME ROOM HEATERS

Ht. of com. rm. Heater, in.	59	59	61	61	61
Ship. w't complete, lbs....	945	1010	1225	1350	1775
Heat. cap. (1000 cu. ft.)..	7-11	9-13	11-17	14-20	16-28
Nos.	F229H2	F230H2	F231H2	F232H2	F233H2
Each	\$73.50★	87.50★	99.50★	119.50★	144.50★

IMPROVED SUPREME PIPELESS FURNACES

Height Adjustable 5 Feet to 8 Feet Cellars

Duplex Register Size....	25x25	30x30	32x32	32x32	36x36
Ship. w't complete, lbs...	935	1000	1200	1325	1750
Heating Cap. (1000 Cu. Ft.).....	6-10	8-12	11-15	13-18	16-22
Nos.	F11368H2	F11400H2	F11442H2	F11424H2	F11527H2
Each	\$89.50★	99.50★	129.50★	149.50★	174.50★

IMPROVED SUPREME THREE-WAY FURNACES

Furnace, Casing, Warm Air Register, Wood Cold Air Faces, Cold Air Boots, 12 ft. Cold Air Pipe, Joist Lining Collar, Warm Air Register Box, and Warm Air Pipe for Basement 5 feet to 8 feet high.

Warm Air Register Size.	25x25	25x25	30x30	30x30	32x32
Cold Air Pipes.....	2-16	2-16	2-18	2-18	2-20
Shipping w't complete, lbs.	945	1010	1225	1350	1775
Heating Cap. (1000 Cu. Ft.).....	6-10	8-12	11-15	13-18	16-22
Nos.	F01136H2	F01140H2	F01144H2	F01148H2	F01152H2
Each	\$89.50★	99.50★	129.50★	149.50★	174.50★

IMPROVED SUPREME FURNACE UNITS

For Forced Air Heating and Winter Air Conditioning

Unit consists of Improved Supreme Furnace, Special Casing—either Round galvanized or Square painted finish, blower and filter housing, centrifugal blower and canvas connection, filters, furnacestat to start and stop the blower, and automatic waterfeed control.

NOTE: Both round and square casings built with a special inside baffle or working surface which forces air to scrub against heating surface of furnace. Square extended plenum chamber optional at an added cost of \$2.50. Available on either round or square unit.

Diam. Round Casing, in.	36	40	34	48	54
Size Square Casing, in.	36x36	40x40	44x44	48x48	54x54
Motor Size, H. P.....	$\frac{3}{8}$	$\frac{3}{8}$	$\frac{3}{8}$	$\frac{1}{2}$	$\frac{1}{2}$
C.F.M. at 70 Degrees..	850	960	1170	1365	1760
B.T.U. Heating Cap. at Reg.	68,700	77,800	95,000	111,000	143,000
Sq. Cased Unit, Nos. F136SUH2	F140SUH2	F144SUH2	F148SUH2	F152SUH2	
Each	\$215.00★	228.00★	245.00★	275.00★	299.50★
R'nd Cased Unit, Nos. F136RUH2	F140RUH2	F144RUH2	F148RUH2	F152RUH2	
Each	\$187.50★	199.50★	219.50★	249.00★	273.00★

NOTE: The 27" Improved Supreme No. F1527H will not be ready for delivery until August 1st, 1937. Until that time F456H Supreme will be available at \$7.50 less than prices listed for Improved Supreme. Ratings listed under F1527H are same as F456H.

★Items Marked Thus ★ Are Shipped from Factory Only




PIPE FURNACE LESS CASING



ROOM HEATER FURNACE



PIPELESS FURNACE



THREE WAY PIPELESS FURNACE

* Wholesale Price to Dealer Reduced Because of Lower Handling Cost of Larger Quantity

Prices Net F.O.B. Chicago, Add Freight to

THE AMERICAN STEEL FURNACE

FURNACE VALUE WITHOUT EQUAL

Built Permanently Smoke-Tight, Gas-Tight and Draft-Tight

Strictly a quality product using modern materials selected for longest and most satisfactory service under all conditions.

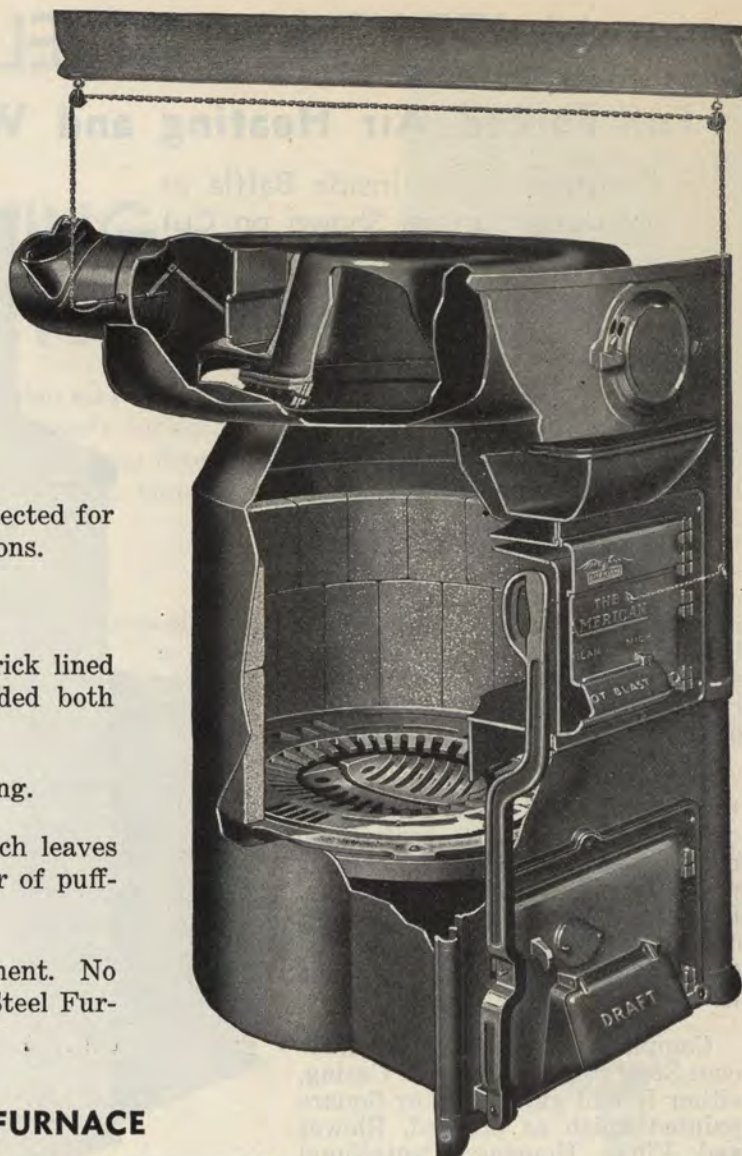
Heavy one-piece reversible cast iron radiator.

Heavy one-piece steel combustion drum with fire brick lined fire pot. Fabricated with wide lap and electric welded both inside and outside.

Radiator and combustion drum concentric with casing.

Smoke travels through radiator always upward which leaves no place for gas pockets to form and eliminates danger of puff-backs and explosions.

Special asbestos gaskets used in place of furnace cement. No furnace cement used to mount any part of American Steel Furnace.



PIPE FURNACE

Specifications and Prices:

Diameter of drum (inside), in.	22	24	26	28	30	32	36
Diameter of grate, in.	18½	20½	22½	24½	26½	28½	32½
Area of grate, ft.	1.82	2.23	2.70	3.20	3.75	4.36	5.66
Size of smoke pipe, in.	8	8	9	9	9	9	9
Height of furnace, in.	52½	52½	55	55	57½	57½	70
Pipe area capacity, in.	496	561	651	737	829	966	1213
Height of casing, in.	66½	66½	68½	68½	72	72	85
Diameter of casing, in.	46	48	50	52	54	56	56
Shipping w't furnace, lbs.	1150	1200	1285	1325	1475	1525	1835
Shipping w't complete with casing, lbs.	1290	1345	1440	1490	1650	1720	2060
Nos. with casing.	F1H2	F2H2	F3H2	F4H2	F5H2	F6H2	F7H2
Each	\$120.50★	134.50★	152.75★	174.50★	196.00★	218.50★	268.50★
Nos. without casing.	F01H2	F02H2	F03H2	F04H2	F05H2	F06H2	F07H2
Each	\$109.50★	124.50★	140.50★	159.50★	184.50★	206.50★	253.50★

COMPLETE PIPELESS FURNACE

Nos.	F011H2	F012H2	F013H2	F014H2	F015H2	F016H2	F017H2
Each	\$148.50★	162.50★	180.50★	201.50★	224.50★	241.50★	312.50★

THREE-WAY PIPELESS COMPLETE

Size of heat pipe, in.	22	24	26	28	30	32	36
Size of hot air register, in.	25x25	30x30	30x30	32x32	32x32	36x36	36x36
Size of cold air pipe (2), in. (3 on 36 in.) ..	16	18	18	20	22	24	24
Size C. A. Registers (2), in. (3 on 36 in.) ..	18x30	18x30	18x30	18x30	24x36	24x36	24x36
Cold air boots (2), in. (3 on 36 in.)	16	18	18	20	22	24	24
W't of casing and equipment, lbs.	250	275	300	315	355	370	470
W't of furnace, casing and equipment.	1400	1475	1585	1650	1830	1905	2305
Nos. complete.	F001H2	F002H2	F003H2	F004H2	F005H2	F006H2	F007H2
Each	\$148.50★	\$162.50★	\$180.50★	\$201.50★	\$224.50★	\$241.50★	\$312.50★

★Items Marked Thus ★ Are Shipped from Factory Only

*** Wholesale Price to Dealer Reduced Because of Lower Handling Cost of Larger Quantity**

Prices Net F.O.B. Chicago, Add Freight to _____

AMERICAN STEEL FURNACE UNIT

For Forced Air Heating and Winter Air Conditioning Work


Construction of Inside Baffle or Working Surface Shown on Cut

**SQUARE CASING
ATTRACTIVELY FINISHED
IN GREEN
OR RED CRACKLE**

Filter and blower housing can be located on either side or at back of furnace casing. Radiator can be turned on center connection so that smoke outlet comes at either side or at back. Inside baffle holds air in a thin layer as it is forced over heating surface. All air forced to scrub over steel drum and around radiator flues before reaching top of casing ready for distribution.

Blower housing contains a battery of standard sized filter units of throw-away type, centrifugal blower, and motor which furnishes power to move air through system. Large access doors provided at ends of cabinet so that filters can be easily examined and replaced when necessary.

Complete Unit consists of American Steel Furnace, Special Casing, either Round galvanized or Square painted finish as ordered, Blower and Filter Housing, Centrifugal Blower and canvas connection, Air Filters, Automatic Furnacestat to start and stop blower, and Automatic water feed control.



Diam. of drum (inside), in.....	22	24	26	28	30	32
Diam. of fire pot at grate, in.....	18½	20½	22½	24½	26½	28½
Area of grate, sq. ft.....	1.82	2.23	2.70	3.20	3.75	4.36
Size of smoke pipe, in.	8	8	9	9	9	9
Size of feed door opening, in.....	14×11	14×11	14×11	14×11	14×11	14×11
Size ash door opening, in.....	15×12	15×12	15×12	15×12	15×12	15×12
Diam. of round casing, in.....	46	48	50	52	54	56
Size of square casing, in.....	46×46	46×46	50×50	50×50	54×54	54×54
Top of filter housing, in.....	25×26	28×32	28×32	28×32	32×40	32×40
Number of filters.....	2-16×25	1-18×30, 1-24×30	1-18×30, 1-24×30	1-18×30, 1-24×30	3-24×30	3-24×30
Shipping w't complete, round, cased ...	1515	1605	1740	1780	2060	2135
Shipping w't complete, square, cased ..	1565	1655	1790	1830	2110	2185
Motor size, horse power.....	¾	¾	¾	¾	¾	¾
B.T.U. heating capacity at reg.	90,300	102,100	118,500	134,200	151,000	175,900
C.F.M. at 70 degrees.....	1100	1250	1450	1650	1850	2150
Factory numbers	22-SU	24-SU	26-SU	28-SU	30-SU	32-SU
Nos.—Square Cased Unit.....	F22SUH2	F24SUH2	F26SUH2	F28SUH2	F30SUH2	F32SUH2
Each	\$260.00★	275.00★	299.50★	329.50★	359.50★	397.50★
Nos.—Round Cased Unit.....	F22RUH2	F24RUH2	F26RUH2	F28RUH2	F30RUH2	F32RUH2
Each	\$239.50★	254.50★	269.50★	299.50★	329.50★	367.50★

Note: Add \$5.00 if square extended plenum chamber is desired. Available on either round or square cased unit.

★Items Marked Thus ★ Are Shipped from Factory Only

* Wholesale Price to Dealer Reduced Because of Lower Handling Cost of Larger Quantity

Prices Net F.O.B. Chicago, Add Freight to _____

FURBLO FURNACE BLOWER

AIR CONDITIONING PACKAGE UNITS



Furblo Package Units for air cleaning and air circulation may be installed as part of either new or old warm air furnace system. Complete including New Furblo Blower with top motor mounting to keep motor off damp floor, Motor, Belt, Variable speed motor pulley, Filters, Canvas connection, Outer casing, and Automatic Furnacestat to start and stop blower.

Performance Data No. 101 Furblo (1/3 Horse Power Motor)

R.P.M.	1/8 in. S.P. C.F.M.	1/4 in. S.P. C.F.M.	3/8 in. S.P. C.F.M.	1/2 in. S.P. C.F.M.	W't Lbs.
350	800	315	200
400	990	610	200
450	1255	970	640	200
500	1415	1210	920	600	200
550	1564	1400	1190	940	200
600	1700	1560	1385	1200	200

F101H2each \$84.50★

Performance Data No. 122 Furblo (1/2 Horse Power Motor)

R.P.M.	1/8 in. S.P. C.F.M.	1/4 in. S.P. C.F.M.	3/8 in. S.P. C.F.M.	1/2 in. S.P. C.F.M.	W't Lbs.
350	1710	1295	800	250
400	2020	1735	1400	1020	250
450	2260	2020	1780	1600	250
500	2540	2400	2220	2010	250

F122H2each \$97.50★

Performance Data No. 143 Furblo (1/2 Horse Power Motor)

R.P.M.	1/8 in. S.P. C.F.M.	1/4 in. S.P. C.F.M.	3/8 in. S.P. C.F.M.	1/2 in. S.P. C.F.M.	W't Lbs.
300	2240	1580	800	300
350	2690	2210	1615	1000	300
400	3190	2860	2415	2000	300

F143H2each \$129.50★

Exclusive universal self-aligning and quiet Furblo bearing standard on these package units. Casings attractively finished in red, blue, or green. Each Unit including motor guaranteed for five years.

AUTOMATIC AIR MOISTENER

This unit is a valuable and dependable adjunct to every warm air furnace installation. In addition to supplying adequate humidity to the air for health and comfort, it also protects furniture and furnishings from deterioration, due to lack of moisture.

Connected to the city water supply, the unit operates automatically when the furnace is in operation. No attention whatsoever is required by the owner.

The unit is built for long-time service. The cast iron evaporating pan is vitreous enameled on the inside, preventing formation of rust and incrustation. The float chamber, located outside the hood away from the heat, is of sheet copper. The operating mechanism is dependable and free from care. The self-cleaning valve is positive in action. After original setting, no further adjusting is necessary. Saddle connector for attaching to water supply line is supplied. Built into the connector is a strainer which filters the water before it enters the valve. A clean-out trap, with drain plug at



bottom, is also provided, permitting removal of any fine sediment which may pass the strainer. Unit may be installed in the hood of any furnace. The rear support, serving also as overflow pipe, is threaded on the end to permit increasing its length when necessary.

W11H2—Eacheach \$12.95

★Items Marked Thus ★ Are Shipped from Factory Only

* Wholesale Price to Dealer Reduced Because of Lower Handling Cost of Larger Quantity

Prices Net F.O.B. Chicago, Add Freight to _____

FORCT-AIR FURNACE FAN

Warm air is forced up at once. No delay. Removes sluggishness and gives positive circulation. Uniform heat. No more drafty floors. Keep the home at an even temperature, heats all rooms.

May be used year around—When the heating season is over use for changing the air in your home. Circulates air and prevents stagnation. A complete unit, correctly designed, extremely flexible, silently powered.

GUARANTEE Forct-Air Units are guaranteed in construction and performance and will give RESULTS. These fans are fully protected by patents and absolutely will not present any installation difficulties.

Will Not Interfere with Your Radio Reception

Circulation Not Obstructed

Will not obstruct gravity circulation when not in operation and not necessary to run unit continuously. Aids circulation.

Featherweight Construction

Modern construction, strong and durable yet light in weight. Installed in furnace pipe without extra bracing or supports. Wt 20 lbs.

Quiet in Operation

Case of unit may be fastened rigidly without sound transmission. Canvas connections not needed. Motor suspension assures quietness.

Mounts in Any Position

May be mounted in any position and at any angle, horizontal or vertical and still function properly. A FORCT-AIR feature.

Floating Power

Smooth, quiet and powerful. Motor assembly suspended on springs, silenced with felt pads. Vibration is absorbed. Velvet-like operation.

Easily Controlled


Each unit supplied with a pull wire room control which permits turning off and on from upstairs, or may be attached to automatic controls.

No Extra Wiring

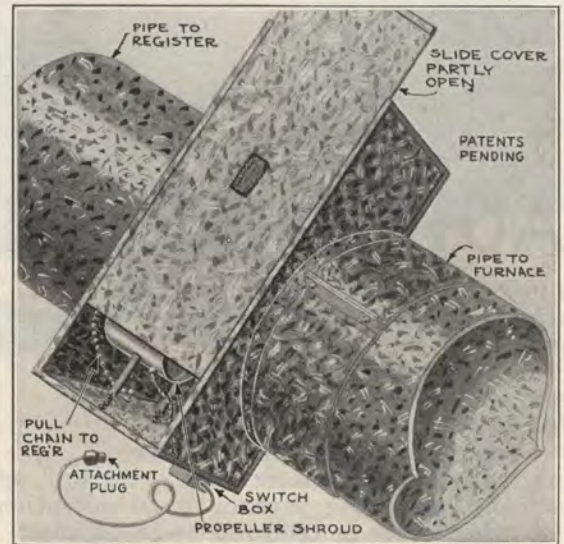
No additional electric wiring required—merely plug into any ordinary light socket in the basement. Unit complete with cord set.

No Additional Piping

Unit is installed directly in the cold air duct. Not necessary to clutter up your basement with expensive by-pass and plenum chambers.



Showing installation



Is designed for installation in a single cold air duct. For old or new jobs. Supplied with blank ends (collars and drawbands not included) making it easy to install in any cold air return. Blank ends enable units to be fitted to all shapes or sizes of pipes up to 24 in. maximum dimension.

Model W180—For pipe sizes 12, 14, 16 and 18 in. Size of unit 18×18×10 in. Motor for 105-120 volts, 50-60 cycle, A.C. current, 35 watts. Fan 1000CFM (free air at 4 ft.). Includes manual room control.

W180H2—(Installation extra)each \$25.00

Model W240—For pipe sizes 18, 20, 22 and 24 in. Size of unit 24×24×10 in. Motor for 105-120 volts, 50-60 cycle, A.C. current, 50 watts. Fan 1500 CFM (free air at 4 ft.). Includes manual room control.

W240H2—(Installation extra)each \$30.00

* Wholesale Price to Dealer Reduced Because of Lower Handling Cost of Larger Quantity

Prices Net F.O.B. Chicago, Add Freight to _____

FORCT-AIR WARM AIR BOOSTER

Installed in a single warm air pipe. Designed to boost warm air through long irregular or air-bound runs. For use on either upstairs or downstairs rooms.

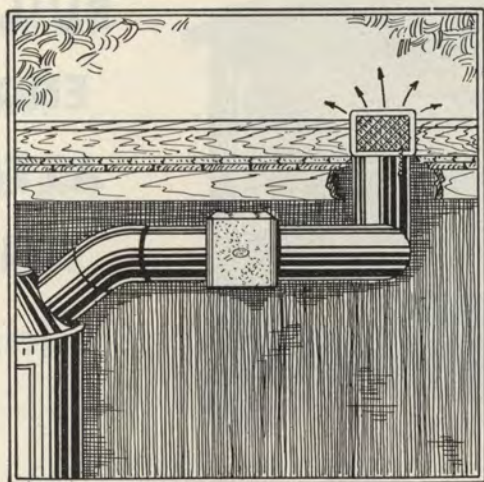
Gives definite heat flow to confined rooms. Will deliver from 2 to 3 times more heat from same pipe. Cheaper than installing additional cold air returns, and more positive in operation.

May be used on old or new jobs. No additional piping or electric wiring required.

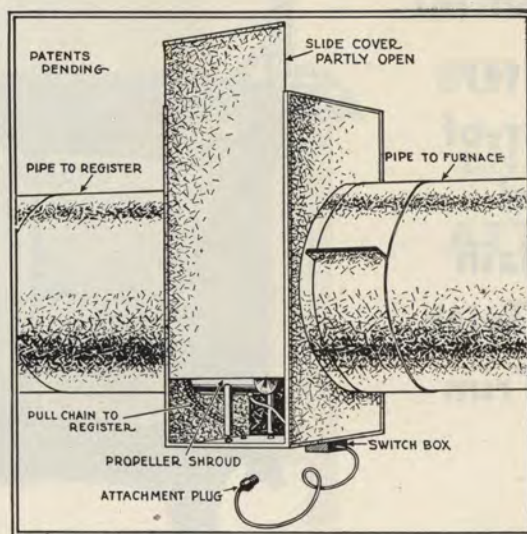
Although unit is installed in basement it may be turned "on" or "off" from register face in the room.

Will not interfere with the gravity circulation or "rob" other pipes.

Made in convenient sizes, adaptable to all conditions. Just the thing for sun rooms, garages, etc. A wonderful clothes dryer.



Showing installation



Easily installed in any pipe—round, oval, flat or square. Unit extremely light in weight and will connect with any ordinary light socket in basement. Unit comes complete with cord set ready to plug in. Rigidly constructed of heavy gauge galvanized sheet metal.

Standard motor operates on 105-120 volt 50-60 cycle A.C. current only. Obtainable for other voltages and frequencies, also available in D.C. models.

Units are equipped with precision type non-stall heat resisting motors designed to withstand high temperatures. Built with graphite impregnated bronze bearings and oil rings. No brushes in A.C. models.

Motor will not burn out and cannot be overloaded. Guaranteed for one year against any mechanical defects or burn-outs. Provided with very latest type high efficiency air screw propeller.

Pull switch cord and there is an immediate supply of air. Unit costs less to operate than an ordinary small lamp.

Quiet Operation—Springs and felt pads inside unit absorb all vibration. The motor is specially designed and absolutely will not interfere with radio reception. In the summer, if desired, you may get cool circulated air just as easily. An opening in the side of the unit supplies cool air from the basement to the room served.

Already assembled and provided with blank ends to receive the proper size and shape of collars. (Collars not included.) Pull wire room control furnished with each unit.

Model W12—For 8, 9, 10, 12 in. pipes. Size of unit 12×12×10 in. Two speed motor supplied at slightly higher price.

W12H2—(Installation extra)each \$18.50

Model W18—For 12, 14, 16, 18 in. pipes. Sizes of unit 18×18×10 in. Extra for variable speed motor to govern air delivery.

W18H2—(Installation extra)each \$25.00

*** Wholesale Price to Dealer Reduced Because of Lower Handling Cost of Larger Quantity**

Prices Net F.O.B. Chicago, Add Freight to _____

Lady Hibbard
PORCELAIN ENAMEL RANGE

1937 MODEL—A BIGGER AND BETTER VALUE

**Latest
 Creation in
 the Gray
 Mother-of
 Pearl
 Porcelain
 Enamel with
 Gray Trim**



**LARGE SIZE
 BUILT TO
 ENDURE
 ATTRAC-
 TIVE**

Built like a battleship. The 1937 improvements that are put into this range, such as a rigidly constructed oven door, insulated, with two catches; new style high shelf with condiment set; lifting device for key plate, which permits the firing of large chunks of wood, makes this big selling range more attractive than ever. Built to last a lifetime. The heavy steel body is reinforced with cast iron frame, base and legs. Large size cooking top, with two lids and two solid French plates, is oil treated, non-rusting. Fire box is extra heavy and fitted with duplex grates, and when linings are removed takes 21½ in. wood. Pouch feed is constructed so that refueling can be done without moving cooking utensils. The oven is of steel porcelain enameled, non-rusting, insulated to insure the best possible baking

results. The latest heat indicator in oven door and sliding draft control enables proper regulation of oven temperature.

SPECIFICATIONS

- Oven—20 in. wide, 20 in. deep, 13 in. high.
- Height of Cooking Top—33 in.
- Size of Cooking Top, less reservoir section—38x26 in.
- Floor Space—48½x32 in.
- Fire Box—17½x8¾x7 in. deep.
- Take 7 in. pipe.
- Shipping w't 570 lbs.

- W3622H2—Gray Mother-of-Pearl Porcelain Finish with Gray Trim.....each \$94.50
- W352H2—Waterfront.....each \$6.50



Rust-Resisting
 Cooking Top.
 Oil Treated.

*Finished
 in Beautiful*
**PORCELAIN
 ENAMEL.**

Cast Iron Over-size Fire Box. Extra Large Duplex Grates, Takes 21½ in. Wood.



Large Capacity Oven. Porcelain Lined, Rust-Proof, 20x20x13 in. Holds Twelve 1-Lb. Loaves.



40-Quart Hot Water Reservoir. Made of Copper with Handy Tip-up Faucet.



* Wholesale Price to Dealer Reduced Because of Lower Handling Cost of Larger Quantity

Prices Net F.O.B. Chicago, Add Freight to _____

Lady Hibbard
PORCELAIN ENAMEL RANGE

1937 MODEL—A BIGGER AND BETTER VALUE

**Beautiful
 Suntan and
 Mother-of-
 Pearl
 Porcelain
 Enamel
 Finish**



**LARGE SIZE
 BUILT TO
 ENDURE
 ATTRAC-
 TIVE**

Built like a battleship. The 1937 improvements that are put into this range, such as a rigidly constructed oven door, insulated, with two catches; new style high shelf with condiment set; lifting device for key plate, which permits the firing of large chunks of wood, makes this big selling range more attractive than ever. Built to last a lifetime. The heavy steel body is reinforced with cast iron frame, base and legs. Large size cooking top, with two lids and two solid French plates, is oil treated, non-rusting. Fire box is extra heavy and fitted with duplex grates, and when linings are removed takes 21½ in. wood. Pouch feed is constructed so that refueling can be done without moving cooking utensils. The oven is of steel porcelain enameled, non-rusting, in-

sulated to insure the best possible baking results. The latest heat indicator in oven door and sliding draft control enables proper regulation of oven temperature.

SPECIFICATIONS

- Oven—20 in. wide, 20 in. deep, 13 in. high.
- Height of Cooking Top—33 in.
- Size of Cooking Top, less reservoir section—38x26 in.
- Floor Space—48½x32 in.
- Fire Box—17½x8¾x7 in. deep.
- Take 7 in. pipe.
- Shipping w't 570 lbs.
- W3620H2 — Suntan and Mother-of-Pearl Porcelain Finish..... each \$94.50
- W352H2—Waterfront each 6.50



**Rust-Resisting
 Cooking Top.
 Oil Treated.**

*Finished
 in Beautiful*
**PORCELAIN
 ENAMEL**

**Cast Iron Over-
 size Fire Box.
 Extra Large
 Duplex Grates,
 Takes 21½ in.
 Wood.**



**Large
 Capacity
 Oven.
 Porcelain
 Lined,
 Rust-Proof,
 20x20x13 in.
 Holds
 Twelve
 1-Lb.
 Loaves.**



**40-Quart
 Hot Water
 Reservoir.
 Made of
 Copper
 with
 Handy
 Tip-up
 Faucet.**




*** Wholesale Price to Dealer Reduced Because of Lower Handling Cost of Larger Quantity**

Prices Net F.O.B. Chicago, Add Freight to _____

Lady Hibbard RANGE

Everything You Could Ask for in a Coal or Wood Range



No. W4737H

SPECIFICATIONS

Oven, in.....	18x20x13
Height of cooking top, in.....	32½
Size of cooking top, in.....	43½x25½
Fire box, in.....	16½x8½x7½
Extension fire box takes wood, in.....	21
Pipe, in.....	7
W't, lbs.....	520

This beautiful all white porcelain enamel range will delight the modern housewife. Equally delighted will she be with its many conveniences and the ease with which it can be kept clean.

Above all she will appreciate its perfection in cooking and baking. Note the large convenient oven.

Modernistic designs prevent the accumulation of dust and dirt.

The left hand compartment contains fire box and ash receiver, while the right hand compartment is fitted with a copper reservoir.

The body front and left end are of heavy cast iron porcelain enameled white, balance of range of Armco enameling steel, porcelain enameled white.

Cooking top especially large and roomy, fitted with two French plates, one 8-inch plain cover and one 8-inch sectional cover, polished and blued.

Oven is large and roomy, 18x20x13 in., porcelain enameled, easy to clean.

Fire box is large, fitted with extra heavy ventilated lining. Duplex grates for coal or wood. Reservoir compartment fitted with 32 qt. 14 oz. copper reservoir, equipped with swing faucet.

Your choice of having range equipped with either a high shelf or high closet. Each style equipped with minute minder and condiment set.

W4737H2—With Reservoir and High Shelf,
each\$89.50

W4937H2—With Reservoir and High Closet,
each\$99.50


W43H2—Waterfronteach \$5.95

*** Wholesale Price to Dealer Reduced Because of Lower Handling Cost of Larger Quantity**

Prices Net F.O.B. Chicago, Add Freight to _____

Lady Hibbard BALANCED RANGE

CAST and STEEL



No. W336H2

The ultra modern range. The answer to the housewife's dream.

It has every efficient feature—perfect control, ease of operation and perfection in cooking performance.

The modernistic lines prevent the accumulation of dust and dirt and the all porcelain enameled finish eliminates the drudgery of keeping the range clean and sanitary.

The left hand compartment contains the fire box and ash receiver while the right end compartment is either fitted with a copper reservoir or a wire basket which serves as a splendid plate warmer and dish drier.

The construction of the fire box and walls makes it unusually economical in fuel. Heats quickly and is a fast and even baker.

Body—Front and left end are cast iron, balance is of heavy porcelain enamel on steel.

Cooking top especially large and roomy, fitted with two French plates, one 8-in. plain cover and one 8-in. sectional cover, polished and blued.

Oven takes the largest size roaster, just the size the housewife has been longing for. Porcelain enamel, easy to keep clean.

Fire box extra large; with end lining removed takes 21 in. wood. Linings extra heavy, ventilated. Duplex grates for coal or wood. Reservoir compartment fitted with 32-qt. 14-oz. copper reservoir equipped with swing arm faucet. Utility compartment when range is ordered without reservoir, is equipped with wire basket that performs as a plate warmer.

High shelf is attractively designed, with a black condiment set. High closet is attractively designed, with minute minder that is handy and convenient.

SPECIFICATIONS:

Oven, in.	18x20x13
Height of cooking top, in.	32½
Size of cooking top, in.	43½x25½
Fire box, in.	16½x8½x7½
Extension fire box takes wood, in.	21
Pipe, in.	7
Weight, lbs.	520

STIPPLED SUNTAN AND IVORY

W336H2—With Reservoir and High Shelf.....	each	\$79.95
W337H2—With Utility Compartment and High Shelf.....	each	79.95
W436H2—With Reservoir and High Closet.....	each	89.95
W437H2—With Utility Compartment and High Closet.....	each	89.95
W43H2—Waterfront	each	5.95

* Wholesale Price to Dealer Reduced Because of Lower Handling Cost of Larger Quantity

Prices Net F.O.B. Chicago, Add Freight to _____

New 1937 Model Lady Hibbard CAST RANGE

White and Black Porcelain Finish

If you want a real honest-to-goodness cast range with latest design and construction, at a moderate price, here it is.

The interior construction of this range is the same as that of the W1818H *Lady Hibbard* range, of which there are many thousands in use and giving the utmost satisfaction.

In other words, this 1937 model is the same range with a new dress.



Construction extra heavy, all cast iron.

All bolts concealed, for beauty, for easy cleaning.

Assembled accurately, bolted rigidly, built with more than ample weight and strength throughout. Will give a lifetime of convenient, carefree service.

Oven scientifically constructed. Oversize flue insures uniform heat.

Copper contact reservoir—tinned inside—holds 28 quarts; removable through the top, for cleaning.

Buffet shelf is extra wide. Very convenient and desirable.

Cooking top polished, easy to keep clean. Equipped with one cereal cover, one reducing cover and two French plates.

Cereal cover has most of the features of a double boiler and is quick, easy and convenient.

Reducing cover directly over the fire box permits placing small vessels directly over the fire.

Pouch feed, long lift style permits easy addition of fuel full length of fire box.

Fire box scientifically designed for fuel economy. Extra heavy ventilated tri-sectional fire back and tri-sectional fire front, interchangeable.

Duplex grates burn coal or wood. Turned for burning coal, they permit a generous draft through the coal for quick, complete burning. Easily reversed for burning wood.

SPECIFICATIONS

Oven size, in.....	18x18x12	Length of fire box for wood with end lining out, in..	20½
Height of cooking top from floor, in.....	32½	Pipe collar, in.....	7
Width of fire box, in.....	8	Reservoir capacity, qts.....	28
Length of fire box, in.....	16½	Shipping weight, approx., lbs.....	530
Depth of fire box, in.....	10	Cooking top.....	.43 in. long, 24½ in. deep
W7818H2			each \$89.50

*** Wholesale Price to Dealer Reduced Because of Lower Handling Cost of Larger Quantity**

Prices Net F.O.B. Chicago, Add Freight to _____

Lady Hibbard BALANCED RANGE

ALL CAST PORCELAIN ENAMEL



No. W668H

Every desire satisfied in this coal range. The smartness and lasting beauty of design will delight the modern American housewife. Equally delighted will they be with its many conveniences and ease with which it can be kept clean.

Cooking Top amply large, with sliding damper, two French plates and two 8-in. lids. Top blued and oiled. Oven is large and roomy.

Fire Box is heavily constructed. Two piece sectional ventilated fire back with extension for long pieces of wood. Heavy duplex grates engineered for quick heat with a minimum of fuel.

Reservoir Compartment fitted with 24-qt. 14-oz. copper reservoir with swing arm faucet. Utility compartment when range is ordered without reservoir tank. This compartment is equipped with a wire basket that performs as a plate warmer and dish drier and also serves many other purposes.

High Shelf contributes much to the smartness of this range. Equipped with black condiment set.

The *Lady Hibbard* range is quality throughout. It comes in two finishes, suntan and ivory, and green and ivory porcelain enamel.

SPECIFICATIONS:

Oven, in.	18x18x12
Height of cooking top, in.	32
Size of cooking top, in.	48x31
Fire box, in.	16½x8x7½
Extension fire box takes wood, in.	20
Pipe, in.	7
Weight, lbs.	540

GREEN AND IVORY

- W666H2—With Reservoir and High Shelf each \$85.50
- W667H2—With Utility Compartment and High Shelf each 82.50

SUNTAN AND IVORY

- W668H2—With Reservoir and High Shelf each \$85.50
- W669H2—With Utility Compartment and High Shelf each 82.50
- W60H2—Waterfront each 5.95

* Wholesale Price to Dealer Reduced Because of Lower Handling Cost of Larger Quantity

Prices Net F.O.B. Chicago, Add Freight to _____

Stand-By RANGE

In presenting the *Stand-By* new balanced porcelain cast iron range, we are fulfilling the demand to produce a range without an equal.

Never before have we offered a range that is so appealingly designed, so soundly engineered, so perfectly constructed. It is 1937's outstanding range value.

Service and Satisfaction Assured

Here are some of *Stand-By*'s features—

- Sectional firebacks.
- Duplex grates.
- Heat resisting coated top oven plate.
- Non-breakable oven door steel hinges.
- Sliding damper.
- Outside oven door spring and rod, not exposed to heat.
- Extra large flues.
- Insulated doors.
- Five gallon copper reservoir.

The *Stand-By* is the range you need.

SPECIFICATIONS

Oven, in.	18
Fire box, in.	14x8x7
Fire box for wood, in.	17½
Cooking top, in.	22¼x41
Height of cooking top, in.	31¼
Size of pipe collar, in.	7
Holes	6—8 in.
Extreme height with high shelf, in.	51
Capacity reservoir	5 gal.
Approx. ship. w't.	415 lbs.



No. W3905H

FULL ENAMEL SUNTAN

W3904H2—With Utensil Compartment and High Shelf.	each	\$59.50
W3905H2—With Copper Reservoir and High Shelf.	each	59.50
W905H2—Straight Waterfront.	each	5.50

* Wholesale Price to Dealer Reduced Because of Lower Handling Cost of Larger Quantity

Prices Net F.O.B. Chicago, Add Freight to _____

Stand-By CAST RANGE



No. W8684H2

Plain Finish — Duplex Grates

For Coal or Wood

For those who do not care for the porcelain enamel finish we offer this attractive plain finish range. It is attractively priced, and furnished in two styles, with high closet or with the tea shelf.

The *Stand-By* is a heavy, full sized pouch feed cast iron range. All bolts concealed. Compression type oven door spring. Large and convenient pouch feed. Full size flue insures uniform heat in oven. Extra heavy duplex grates and ventilated tri-sectional fire back. Sectional key plate cooking top has one sectional reducing cover and one non-burn cover. Full-opening slide damper. Cast iron top oven plate extra heavy and reinforced.



No. W8682H2

- W8683H2—With High Closet, without reservoir; six 8-in. lids, 7-in. pipe, 18x17x11-in. oven, cooking top 38x24 in., w't 385 lbs., each\$39.95
- W8684H2—With High Closet and 6-gal. galvanized reservoir; six 8-in. lids, 7-in. pipe, 18x17x11-in. oven, cooking top 44x24 in., w't 435 lbs.....each \$47.50
- W8681H2—With Tea Shelf, without reservoir; six 8-in. lids, 7-in. pipe, 18x17x11-in. oven, cooking top 38x24 in., w't 350 lbs., each\$34.95
- W8682H2—With Tea Shelf and 6-gal. galvanized reservoir; six 8-in. lids, 7-in. pipe, 18x17x11 in. oven, cooking top 44x24 in.. w't 400 lbs.....each \$41.95
- W684H2—L-Shaped Waterfront for above.....each 7.50

*** Wholesale Price to Dealer Reduced Because of Lower Handling Cost of Larger Quantity**

Prices Net F.O.B. Chicago, Add Freight to _____

Lady Hibbard BALANCED RANGE

PORCELAIN ENAMEL STEEL



No. W58H2

Sparkling Beauty for the kitchen. Cleans as easy as a china dish.

Here is a high grade steel range, built to give years and years of satisfaction, and yet in a price range within the reach of many. The quality is of the highest.

The range is fully porcelain enameled, flues, back, bottom and oven, and every essential part. Body is made of Armco iron porcelain enameled, asbestos lined. Flues are large, a perfect cooker and baker.

Oven is large and roomy, made of 16 gauge oven steel, oven bottom 14 gauge, securely braced with cast iron channels to prevent warping.

Cooking Top is polished, equipped with two French plates, one 8-in. plain cover, and one 8-in. sectional cover.

Fire Box is extra heavy, fitted with wood extension and duplex grates for coal or wood. Reservoir compartment fitted with 24-qt. 14-oz. copper reservoir with swing arm faucet. Utility compartment, when range is ordered without reservoir tank is fitted with shelf.

High Shelf is artistically designed, well proportioned and sturdily built.

You have the choice of two beautiful porcelain enamel finishes, either stippled green and ivory, or stippled suntan and ivory. Either one will add attractiveness to anybody's kitchen.

SPECIFICATIONS:

Oven, in.	18x18x12
Height of cooking top, in.	33
Size of cooking top, in.	45 1/2x30
Fire box, in.	16 1/2x8 1/2x7 1/2
Extension fire box takes wood, in.	21
Pipe, in.	7
Weight, lbs.	475

STIPPLED GREEN AND IVORY

- W56H2—With Reservoir and High Shelf..... each \$74.95
- W57H2—With Utility Compartment and High Shelf..... each 72.95

STIPPLED SUNTAN AND IVORY

- W58H2—With Reservoir and High Shelf..... each \$74.95
- W59H2—With Utility Compartment and High Shelf..... each 72.95
- W60H2—Waterfront..... each 5.95


* Wholesale Price to Dealer Reduced Because of Lower Handling Cost of Larger Quantity

Prices Net F.O.B. Chicago, Add Freight to _____

NEW BEACON PORCELAIN ENAMEL STEEL RANGE

For Coal or Wood — Duplex Grates

Modern Beauty at a Cost Within Reach of the Housewife



No. W1769H2

In response to a very definite demand for a full porcelain enamel six-hole coal and wood range to be offered the housewife at a cost within her reach, we present this advanced pattern, beautifully finished in Ivory with Green Trim. Outstanding in value, of ample capacity to meet average family needs, the BEACON will find ready consumer acceptance.

BODY—Made of No. 20 gauge Armco Iron, double constructed throughout, asbestos lined, flues extra large—a perfect baker and cooker.

OVEN—Is roomy, made of No. 20 gauge oven steel, securely braced at bottom with cast iron channel bars to prevent warping. Door is spring balanced.

TOP—Is full polished and is offered optional in two styles; one piece, fitted with T center with ample room for contraction and expansion, having six 8-in. covers.

FIREBOX—Is large and roomy, with extension box for long length wood, fitted with one piece fire-back and duplex grates for coal or wood. Ash door panel conceals inner drop fire door and ash pan front.

THERMOMETER—Of latest type furnished.

RESERVOIR—Is encased, fitted with galvanized tank and has a capacity of 5 gallons.

WATER HEATER— $\frac{1}{2}$ in. return coil type which fits into recesses of front grate and fireback without obstructing the firebox.

HIGH CLOSET—Is of rigid construction, doors having concealed hinges, supported by balancing rods to prevent breakage.

HIGH SHELF—Of artistic design, well proportioned and sturdily built.

SPECIFICATIONS

Oven, in.	17x18x11
Height of cooking top, in.	31
Size of cooking top, in.	21 $\frac{1}{2}$ x34 $\frac{1}{2}$
W't, lbs.	235
W769H2—With Reservoir and High Shelf	each \$59.50
W768H2—With High Shelf	each 54.50
W1769H2—With Reservoir and High Closet	each 62.50
W1768H2—With High Closet	each 57.50
W176H2—Waterfront	each 6.00



No. W768H2

*** Wholesale Price to Dealer Reduced Because of Lower Handling Cost of Larger Quantity**

Prices Net F.O.B. Chicago, Add Freight to _____

BAK-MOR STEEL RANGE



To open new markets for Hibbard dealers, we offer the Bak-Mor Western Model Semi-Porcelain Steel Range in the beautiful Suntan and Ivory finish.

While low in price, its construction is of high quality. Carefully constructed to give utmost satisfaction.

A lot of people want a great big fire box and they want a good big top. Here is a stove with both these features. It is a dandy, good, first-class stove, well made.

Top is fully polished, with two 8-in. lids and two solid removable French plates, heavily made to prevent warping. Fire box of extra large capacity. Heavy linings, extension box for wood, takes 21½ in. wood. Size of fire box 21½×9½×9 in. Oven is large and roomy, aluminum-lined, constructed to give best baking results. Reservoir large size 6-gal. capacity, made of copper. Fire box arranged for ¾ in. pipe coil.

Body is made of 20 gauge keystone copper bearing rust resisting blue steel electrically welded, triple wall construction. Flues are asbestos and steel lined, extra large for quick heating and baking.

SPECIFICATIONS

Size main top, in.....	25×37
Size copper res., in.....	25×41
Size oven, in.....	18×18×11
Height main top, in.....	31½
Size pipe, in.....	7
Crated w't, lbs.....	310
Crated w't, res., lbs.....	325

Full Porcelain Suntan and Ivory Finish

Without Reservoir

W888H2each \$63.50
F888H2

With Reservoir

W888RH2each \$74.50
F888RH2
W881H2—Water fronteach 6.50

SIGNAL STEEL RANGE

Duplex Grates—For Coal or Wood



Just the range where utility at low cost is most wanted, with a touch of color to brighten the kitchen. Cooks and bakes quickly with a minimum of fuel. Plain trim with white porcelain enamel door panels. Never before have we offered more dollar for dollar value.

Body is made of No. 20 gauge Keystone copper-bearing rust-resisting blue steel, electrically welded, double constructed throughout, asbestos lined. Flues are large—an excellent cooker and baker. Height to Cooking Top 31 in.

Oven—17×18×11 in., made of one piece No. 20 gauge oven steel, securely braced at bottom with cast iron channel bars to prevent warping. Door is spring balanced.

Top—21½×34½ in., one piece, fitted with T center with ample room for contraction and expansion, having six 8-inch covers.

Firebox is large and roomy, with extension box for long length wood, fitted with one-piece fire-back and duplex grates for coal or wood. Ash door panel conceals inner drop fire door and ash pan front.

Reservoir is encased, fitted with galvanized tank and has a capacity of 5 gallons.

Water Heater—½ inch return coil type which fits into recesses of front grate and fireback without obstructing the firebox.

High Closet is of rigid construction, doors having concealed hinges, supported by balancing rods to prevent breakage. Weight—255 lbs.

W1868H2 —Without Reservoir	each \$37.50
W1869H2 —With Reservoir	each 42.50
W176H2 —Waterfront	each 6.00

*** Wholesale Price to Dealer Reduced Because of Lower Handling Cost of Larger Quantity**


Prices Net F.O.B. Chicago, Add Freight to _____

WIZARD STEEL RANGES

ESPECIALLY ADAPTABLE for the compact kitchen, smaller families, cottages, summer homes, and those of modest incomes.

Serviceable, economical, requires very little fuel for either cooking or baking. So constructed that maximum amount of efficiency is obtained from fuel burned.

Constructed of a steel body with full cast iron base, large fire box with duplex grates for either coal or wood. Front base strip, front legs, splashers back for high shelf, fire door and oven door white enamel. Polished top with four 8 in. lids standard equipment. Fire and ash pit door concealed by large front fire door.



No. W2525H

Square Specifications

Length, top, in.....	30
Length, top with reservoir, in.....	37
Width, top, in.....	21½
Size, fire box, in.....	16½×7×7½
Size, fire box for wood, in.....	18×7×7½
Height, cooking top, in.....	29½
Height, with high shelf, in.....	48½
Size, oven, in.....	18×15×10
Full size lids, in.....	8
Size, smoke pipe, in.....	6
Approx. ship. w't complete, lbs.....	215


W2525H2each \$29.50

Balanced Specifications

Length, top overall, in.....	34½
Width, top, in.....	21½
Size, fire box, in.....	16½×7×7½
Size, cooking top, in.....	27×21½
Size, fire box for wood, in.....	18×7×7½
Height, cooking top, in.....	29½
Height, with high shelf, in.....	48½
Size, oven, in.....	18×15×10
Reservoir, cap., qts.	16
Full size lids, in.....	8
Smoke pipe, in.....	6
Approx. ship. w't, lbs.....	240

With Galvanized Reservoir, Reservoir Door White Enamel

W2526H2each \$37.70



No. W2526H

*** Wholesale Price to Dealer Reduced Because of Lower Handling Cost of Larger Quantity**

Prices Net F.O.B. Chicago, Add Freight to _____

"STANDARD" STEEL RANGES

Cooking can be done with very little fuel. Will take average size cooking utensils in oven. A quick and satisfactory baker. Black cooking top. Cast top, oven, fire and ash door frame, draft slides and legs. Base strips of steel. Flue collar on back of stove. White porcelain enameled oven door panel.

Twenty-quart reservoir can be furnished at small additional cost. Clean-out on reservoir side of stove.



No. W2515H

Specifications

Oven, in.	15x18x10
Fire box, in.	16½x6½x5½
Fire box—with both end linings removed—takes wood, in.	18
Top—Square style, in.	30x21½
Top—Reservoir style, in.	37x21½
Cooking top, height, in.	29½
Height with shelf, in.	48½
Four full-size lids, in.	8
Flue pipe size, in.	6
Reservoir, cap., qts.	20


Plain top and oven door frame.

Without High Shelf or Reservoir. Shipping w't 125 lbs.

W2515H2each \$19.95

With Galvanized Reservoir. Without High Shelf. Shipping w't 145 lbs.

W2515RH2each \$23.75



With Black High Shelf and White Enameled Splasher.
Without Reservoir. Shipping w't 170 lbs.

Polished top, nickel plated cast oven door frame.

W2516H2each \$23.85



With Galvanized Reservoir, Black High Shelf and White Enameled
Splasher. Shipping w't 190 lbs.

Polished top and nickel plated cast oven door frame.

W2516RH2each \$27.85

*** Wholesale Price to Dealer Reduced Because of Lower Handling Cost of Larger Quantity**

Prices Net F.O.B. Chicago, Add Freight to _____

NOBLE COOK STOVES

Made especially for the use of sheep men, ranchers, hunters, campers, overland travelers, and is an improvement over anything of its kind on the market. Legs are constructed for rigid attachment to wagon. Has all essential features of a range, making a serviceable cook at lowest possible cost:

Body is made of blue steel. Welded by electricity, best method for uniting materials; improves the appearance, and keeps cold air out of flues.

Oven is square. Made of one piece heavy cold rolled steel. Oven bottom braced against warping. Oven rack is made of wire, electric welded.

All Cast Swing Oven Door adds to capacity of oven; fits snug to body, thus retaining the oven heat. Doors and ash pan are latched, to prevent them from shaking open.

Flues are ample, insuring perfect operation. Fire box fitted with durable cast linings. Single fire back. Flat dumping and shaking grate for coal and wood.

Top is spacious. Heavy covers and centers, reinforced against warping and cracking. Draft admitted on the side on a direct line with course of flame. Damper operated from the front, without reaching over the hot stove.



SPECIFICATIONS

Size oven, in.....	12x17x10	14x19x10
Size top, in.....	19½x24½	21½x26½
Height of top, in.....	26	26
Wood fire box, in.....	16	18
Pipe, in.....	6	6
Weight each, lbs.....	105	125
Nos.	W370H2	W380H2
Each	\$15.95	19.95

VALOR STEEL COOK STOVES

Fills the Bill Where a Low Price Cook Stove Is Wanted—Well Made of Good Materials



No. W414H

SPECIFICATIONS

Size of oven, aluminized, in.....	14x16x8
Cooking surface with end shelf, in.....	19x30
Cooking surface with reservoir, in.....	19x34¾
Fire box, in.....	6¾x7x18
Height of cooking top, in.....	27
Galvanized reservoir capacity, qts.....	14
Covers	Four 7 in.
Size of pipe, in.....	6
Shipping w't, square, lbs.....	110
Shippin.g w't with reservoir, lbs.....	138

Standard Finish

W415H2—Square type with reservoir.....	each \$18.65
W414H2—Square type without reservoir.....	each \$14.95

* Wholesale Price to Dealer Reduced Because of Lower Handling Cost of Larger Quantity

Prices Net F.O.B. Chicago, Add Freight to _____

BLACK GOLD CAST RANGE FOR COAL OR WOOD

TODAY'S BIG SELLER

Loads of Folks Are Looking for Just Such a Range

Yes! It is well constructed. Will give years of service. Priced to fit the present day pocket-book. Has white enamel cushion panels and many features usually found in much higher priced ranges. It is a popular seller and very attractive on the floor.


SPECIFICATIONS

Oven, in.....	16x15½x11½
Cooking top with shelf, in.....	22½x32
Cooking top with reservoir, in.....	22½x36½
Height cooking top, in.....	29½
Fire box with end linings in place, in.....	15x8x8½
Collars, in.....	7
Covers	4—8 in., 2—5 in.
Grate	Flat Dumping
Reservoir, Contact, holds five gallons.....	(Toncan Iron)
Shipping w't, without reservoir, lbs.....	315
Shipping w't, with reservoir, lbs.....	350



With White Splasher, High Shelf

W816H2 —Without Reservoir.....	each	\$36.50
W816RH2 —With Reservoir.....	each	39.50
W81H2 —Waterfront	each	5.70



With Built-on Reservoir

Oven, in.	18x19x16½	19x21x18
Cooking Top, inc. Res., in.....	24½x39	26½x41
Height Cooking Top, in.....	28	30
Collar, in.	7	7
Covers, in.	4—8	4—8
W't each, lbs.....	300	330

Nos.	W4819RH2	W4821RH2
Each	\$35.00	39.50

Stand-By CAST IRON COOK STOVES

Duplex Grates—For Coal or Wood

For those who desire a heavy good quality Cook Stove here it is. It is made of the very best cast iron, carefully fitted by experts.

Cooking top is large, having four 8-in. covers. Big cast iron oven with two doors, one on each side. Large fire box with heavy cast iron linings and duplex grates. Burns either soft or hard coal, coke, cobs or wood. The hearth has a convenient ash pan.

Without Reservoir


Oven, in.	18x19x16½	19x21x18
Cooking Top with Shelf, in.....	24½x34½	26½x36
Height Cooking Top, in.....	28	30
Collar, in.	7	7
Covers, in.	4—8	4—8
W't each, lbs.....	230	260

Nos.	W4819H2	W4821H2
Each	\$29.50	32.50

* Wholesale Price to Dealer Reduced Because of Lower Handling Cost of Larger Quantity

Prices Net F.O.B. Chicago, Add Freight to _____

COOK STOVES FOR COAL AND WOOD



W817RH2


This is a low priced stove of exceptional merit. It is constructed of best materials and burns either coal or wood. The fire box and flues are properly balanced for best results and the cooking qualities of this stove are not excelled by any. It has convenient pouch feed, deep ash pit and dump grate. The design is simple yet unusually attractive, and these stoves are economical in both cost and operation. The removable galvanized reservoir has a capacity of 5 gallons and is a contact type, thereby heating quickly without interfering with the cooking qualities of the stove.

With Reservoir

Oven, in.	16x15x9½	18x15x10
Holes, in.	4-8	4-8
Pipe, in.	6	6
W't each, lbs.	220	260
Nos.	W817RH2	W819RH2
Each	\$22.50	26.50

Without Reservoir

Oven, in.	16x15x9½	18x15x10
Holes, in.	4-8	4-8
Pipe, in.	6	6
W't each, lbs.	185	225
Nos.	W817H2	W819H2
Each	\$19.95	22.95



W714H2

Plain, Without Pouch Feed or Reservoir. Fire Box Fitted with Basket Grate for Coal or Wood

Oven, in.	11x12x8	14x14x9
Holes, in.	4-7	4-8
Pipe, in.	6	6
W't each, lbs.	125	165
Nos.	W714H2	W815H2
Each	\$10.50	13.95

*** Wholesale Price to Dealer Reduced Because of Lower Handling Cost of Larger Quantity**

Prices Net F.O.B. Chicago, Add Freight to _____




TABLE TOP CIRCULATOR KITCHEN HEATER

Harmonizes Perfectly with the Modern Beauty of the Electric or Gas Range

For Homes Which Are Without Central Heating Plant
Install in the Kitchen as an Auxiliary to the Electric or Gas Range

Easily Removed and Stored During the Summer Months If Desired

Entire Inner Unit Cast Iron. Outside frame construction which porcelain Armco steel sides and front swing doors are attached also cast iron. 3 in. air space for circulation between outside porcelain Armco steel body and cast iron inner unit. Lid top which operates on a ratchet also of cast iron. Will furnish sufficient heat for three rooms in average home.

Large Roomy Fire Box. Has sectional heavy cast iron fire backs and end linings and heavy triangular grates. Easily converted for wood. Length fire box for coal 17 in., for wood 18 in. Depth fire box underneath cooking top to grates 12 in. Width fire box 8 in. Feed door for wood 5½×7½ in. Cooking top 20½×18 in. Can be equipped with cast iron water back to heat all water necessary for average family.

Designed to burn coke or wood. Height overall 36 in., depth overall 27 in., width overall 15½ in., shipping w't 225 lbs.

Ivory and Green—Porcelain Finish

W351H2each \$34.00

White Porcelain—Enamel Finish

W452H2each \$34.00

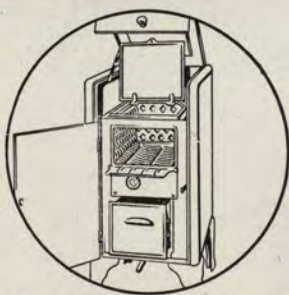
Waterfronts

For Nos. W351H and W452H Heaters.

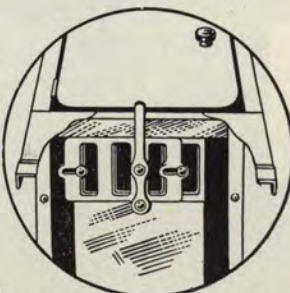
W14H0each \$5.00



No. 1—Convenience in Fueling



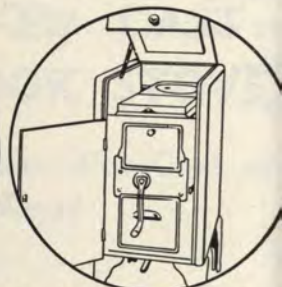
No. 2—Large and Roomy Fire Box



No. 3—Bottom Draft



No. 4—Convenient for Cooking Purposes



No. 5—Heavy Cast Iron Inner Unit

For those who desire this style kitchen heater embodying many of the features of the number W351H, yet not as heavy in construction, we offer the W732H.

Entire inner unit cast iron. The outside frame construction to which the porcelain Armco steel sides and front swing door are attached is also cast iron. There is a 3 in. air space for circulation between the outside porcelain Armco steel body and the cast iron inner unit.

Note Inner Construction Showing How Draft Is Supplied to the Fire Through the Bottom. Large roomy fire box, exceptionally heavy fire box and end linings, triangular grates.

Cooking top	15½×23½ in.
Height	36 in.
Depth	27 in.
Width overall	15½ in.
Shipping w't	225 lbs.

W732H2each \$29.95

W14H0—Waterfronteach \$5.00




* Wholesale Price to Dealer Reduced Because of Lower Handling Cost of Larger Quantity

Prices Net F.O.B. Chicago, Add Freight to _____

KITCHEN HEATERS

Designed to Burn Any Fuel, Coal or Wood or Kitchen Refuse. Used Alongside a Gas, Electric or Oil Range. Legs Adjustable



Note sectional view showing our improved return flue.

Head Light

Fire Box—Has improved duplex grates which are reversible and adapted for use of either soft coal or wood, and are equipped with heavy cast iron linings.

Special Construction—Equipped with sliding arrangement of the legs so that it can be adjusted to any height. Can be used at right or left side of any gas stove or range or used as a stove by itself.

Main Body—Is made of heavy cast iron throughout with smooth top, equipped with two 8 in. covers and short center.

Damper and Draft—Has regulation direct draft damper in back flue, which can be operated on top next to pipe collar and two direct draft slides—one on each side of stove.


Size of Top—24x12½ in.

Size of Pipe—6 in.

Shipping Weight—190 lbs., crated.

W32H2—Black finish with white porcelain front door paneleach \$19.95

W23H2—Waterfronteach \$5.00



Stand-By

This kitchen heater, though low in price, is fitted with a fire box equal to any found in the higher priced ranges.

Heavy duplex reversible grates. Ventilated one-piece fire back, interchangeable with left side of fire box. Body all cast iron.

Circulating flue so as to give maximum amount of heat with minimum amount of fuel burned. Can be had with "L" waterfront.

Cooking top	13x24 in.
Feed door	5x6 in.
Fire box	18x9½x7½ in.
Pipe	6 in.
Weight	150 lbs.

W108H2—Plain finish all black.....each \$19.65

W1084H2—All white porcelain finish with polished top, eacheach \$28.95

W10H2—L Waterfront.....each \$7.50

*** Wholesale Price to Dealer Reduced Because of Lower Handling Cost of Larger Quantity**

Prices Net F.O.B. Chicago, Add Freight to _____

LAUNDRY STOVES



For real efficiency and guaranteed satisfaction. Large top surface gives plenty of room for a large boiler. Large swing feed door makes feeding of fuel easy. Heavy corrugated pot. Ash pit exceptionally large, equipped with a well fitted ash door hinged on double lugs with pin for swinging, latched with turnkey, makes it air tight. Draft in ash door used for shaking grate, round with draw center type. Cast iron bottom substantially ribbed.

Two hole size, height 22 in., cooking top 13x23 in., with two 8 in. covers, w't each 90 lbs.

W80H2each \$12.75

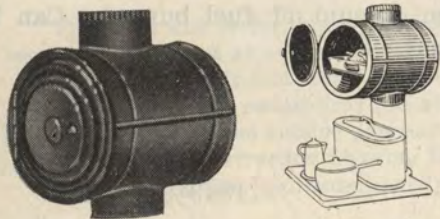
Serves the purpose of both a laundry and a cook stove. Using a wash boiler on top, there still is room for cooking. Made of heavy cast iron, good size fire pot, and deep ash pit. Equipped with shake grate and draw center.

Four hole size, height 20½ in., cooking top 20x20 in., with four 8 in. covers, w't each 85 lbs.

W54H2each \$6.95

Drum Ovens

Bake with the Heat Which Usually Goes to Waste. Fits in Between 6 in. Stove Pipe



Size 12½x19½ in., takes 8½x16½ in. roaster, w't each 11 lbs.

W160H0—Without Thermometer, each\$2.85

W161H0—With Thermometer, each\$3.25

ONE IN A CARTON



Well built—sturdy. Made of cast iron, roomy fire pot, large ash pit, with shake grate and draw center.

Two hole size, height 20½ in., cooking top 13½x21 in., with two 8 in. covers, w't each 65 lbs.

W50H2each \$6.45

Practical . . . Economical

Burns coal, cobs, wood or rubbish. Can be used for laundry stove, water heater, and cook stove.

All cast iron. Oblong firebox 8x13½x6 in. deep. Fitted with deflector plate giving more circulation and more heat from fuel. Firebox equipped with heavy cast iron dump grates.

Covers	2—8 in.	4—8 in.
Size top, in.	12x22½	19x22½
Height, in.	30	30
W't, lbs.	100	115
Nos.	W602H2	W604H2
Each	\$8.25	9.95

●
●
YOU ARE ASSURED
SATISFACTION FROM
ANY ARTICLE YOU BUY
FROM US!
●
●

* Wholesale Price to Dealer Reduced Because of Lower Handling Cost of Larger Quantity

Prices Net F.O.B. Chicago, Add Freight to _____

WATER HEATERS

Furnish hot water at a minimum cost. Made of solid cast iron. Will give years of service. Must be used with range boiler and pressure system. Equipped with flat rocking type grate and special dumping feature which permits thorough cleaning of fire bed in one quarter turn of grate.



The American hot water supply boiler shown here is one of the smallest but most powerful heaters in the American line. It is plenty large enough to handle 30 and 40 gallon tanks and is so constructed to carry a fire over night.

Height, in.	19
Grate diam., in.	10
Capacity, gal.	65
Tap, in.	1
Depth fire, in.	7
Smoke collar, in.	5
W't each, lbs.	85
No.	W650H0
Each	\$9.50

American Low Dome Heater, sturdily constructed and designed for highest efficiency and economy. Deep, bricklined sub-pot, assures extra large fuel capacity and durability. Continuous fire may be maintained over long periods with minimum attention. Will burn cheaper grades of fuel successfully.



Height, in.	22	26
Grate, diam., in. ..	10	12
Capacity, gal.	80	210
Tap, in.	1	2
Depth, fire, in.	10	11
Smoke collar, in. ..	5	5
W't each, lbs.	100	150
Nos.	W680H0	W6210H0
Each	\$11.50	19.95


One Piece Split Ring Burner



With Globe Valve and Mixer

Very convenient and useful for placing under vertical boilers for hot water. Can be connected by nipple of length required.

Diameter, in.	4	5	6	8
Size inflow, in.	1/2	3/4	1	1 1/4
W798D0 ... each	\$1.35	1.55	1.90	2.95



Height, in.	24 3/4
Grate diam., in.	10
Capacity, gal.	140
Tap, in.	1
Depth fire, in.	13
Smoke collar, in.	5
W't each, lbs.	120
No.	W140H0
Each	\$15.95

Combination Garbage Burner and Water Heater


Here is a heater that will heat a 66 gallon tank and solve the garbage disposal problem for two families. Why purchase a tank heater when for a few dollars more the garbage problem is taken care of?



Height, in.	34
Grate diam., in.	10
Capacity, gal.	92
Tap, in.	1
Smoke collar, in.	5
W't each, lbs.	160
No.	F92H0
Each	\$21.95*

Here is a hot water supply boiler that is of sufficient size to heat up to 100 gallons of water. The cost of this heater is very nominal. The fire pot has a coal holding capacity deep enough to make it possible to carry a fire over long firing periods.

All these heaters are finished very attractively in four colors, black, red, green and gold. They are tested at 300 lbs. pressure and are fully guaranteed.



No. W154H

Combination Water Heater and Laundry Stove

Well constructed of solid cast iron, for years of satisfactory service. Must be used with range boiler and pressure system. Popular in price. Takes 6 in. pipe.

Two Hole Size

Height 22 in., cooking top 19 3/4 x 11 1/2 in., with pouch feed and two 8-in. lids. Heats approximately 30 gallons of water per hour, w't each 90 lbs.

W150H2	each \$10.95
---------------------	--------------

4 Hole Size

Height 22 in., cooking top 20 x 20 in., with four 8-in. lids. Heats approximately 40 gallons per hour, w't each 110 lbs.

W154H2	each \$12.95
---------------------	--------------



New Style Radiant Water Heater and Laundry Stove.

Extra deep fire pot for greater coal capacity. Enables user to hold fire over night. Four-bar Loco type grate assures years of service.

Two Hole Size

Diam., grate 10 in., tapping 1 in., height 22 in., cooking top 11 1/2 x 19 1/2 in., size smoke pipe 6 in., tank cap. 40 gal., w't each 108 lbs.

W35H2	each \$12.95
--------------------	--------------

*Items Marked Thus * Are Shipped From Factory Only.

* Wholesale Price to Dealer Reduced Because of Lower Handling Cost of Larger Quantity

Prices Net F.O.B. Chicago, Add Freight to

STANDARD ELECTRIC WATER HEATER

Extra heavy steel, galvanized after assembly to insure coverage. Mounted on substantial frame. Heavily insulated from 3 in. minimum to 6 in. maximum, reducing heat losses to minimum. The elements are wound on our special porcelain core, very large and strong, with heat well distributed. The controls are positive action bi-metal actuating pure silver contacts of large area.

Hot water outlet is at top with built-in water trap to prevent internal circulation in pipe. Cold water inlet is at bottom with spreader. Electrical connections are made easily at bottom in standardized box. Double pole control switch in bottom panel.

Finish is aluminum lacquer, with black feet and top.

For Off-Peak Operation

Furnished in wattages specified for off-peak operation. The wattage above specified may be varied to suit local requirements or may be changed at any time, without turning off water or draining tank.

One-Circuit Type

The same general construction except that it is equipped with lower element only.

Model No.	Gals.	H't. In.	Size Width, In.	Depth, In.	Watts, Lower	W't, Lbs.	Each
F2631H2	30	63	20	20	1500	350	\$79.50*
F2651H2	50	75	22	22	1500	435	89.50*


Other wattages to suit local conditions.

Two-Circuit Type

The two-circuit type is equipped with two complete units, one near the bottom and the other near the top of the tank, each with its own thermostat. The upper circuit is used during initial heating and when all the hot water has been used. In average use the upper circuit is only on about 15% of the time. The heat from the lower circuit is usually sufficient for all purposes, and keeps the upper thermostat shut off.

Model No.	Gals.	H't. In.	Size Width, In.	Depth, In.	Watts, Upper	Watts, Lower	W't, Lbs.	Each
F2632H2	30	63	20	20	1500	750	350	\$87.50*
F2652H2	50	75	22	22	1500	750	435	99.50*

Other wattages to suit local conditions.



Double Copper Coil Kerosene Water Heaters



No. W426H

A High Grade Water Heater with standard burner. Glass oil container of one gallon capacity. Takes H331H0 Wick.

No.	Size Tank, Gal.	Copper Tubing	H't. In.	Wid., In.	Crated W't, Lbs.	Each
W420H2	30	13 ft., 5 in.	31	40	18	\$19.95
W426H2	30-40	16 ft., 4 in.	35	45	18	22.95

3/4 in. Water Connection, 3 in. Flue Connection, 1 gallon Oil Tank.

Kerosene Oil Burning Water Heater

Efficient one burner heater, designed to be hooked up with any range boiler up to 30 gal. capac., either vertical or horizontal. Can be used as an independent unit, or as an auxiliary to a furnace or kitchen range hot water system. Equipped with one giant Florence wickless kerosene burner, extra powerful. A thoroughly dependable unit that will supply ample hot water for average requirements. Finished in black japan and porcelain enamel with aluminum bronze trimming.

Equipped with detachable twenty-foot coil of 3/8 in. (outside dimension) copper tubing. Specially designed preheating water chamber, bronze casting. Cold water intake and hot water outlet connections carried through for easy installation. Combination of close fitting, asbestos lined upper drum and special baffle inside coil gives maximum heat transmission. Porcelain enameled lower reservoir, inner cylinder and chimney jacket. Two gallon metal upper reservoir with glass bulls-eye. Special woven kindler for quick starting and long life. Graphited asbestos packing in brass packing nut. Electrically welded pipeline with removable drain plug. Spirit level on pipeline for easy leveling. Cast iron burner handle and dial.



Dimensions:

Burners, 1 giant.	Net w't, 30½ lbs.
Height overall, 41½ in.	Crated w't, 57 lbs.
Width overall, 18 in.	Capacity of oil tank, 2 gallons.
Depth overall, 15 in.	

WIH2each \$22.50

*Items Marked Thus * Are Shipped from Factory Only

* Wholesale Price to Dealer Reduced Because of Lower Handling Cost of Larger Quantity

Prices Net F.O.B. Chicago, Add Freight to _____

Internal Flue Storage Water Heaters

Automatic

For Natural or Manufactured Gas

Approved by the American Gas Association and carry the A. G. A. approval seal.

Copper bearing galvanized steel tank with 11 gauge shell, 7 gauge head and 3 gauge bottom. 300 lbs. test pressure, 150 lbs. working pressure.

- 1 in. rockwool insulation.
- Snap-action thermostat valve.
- Safety pilot control valve.
- 3 in. wrought iron internal flue with baffles.
- 3 in. draft regulating hood.
- 8 in. pressed steel legs.
- ½ in. drain valve.

Finish light grey, jade green trim.



No.	Cap., Gal.	Height, In.	Wid., In.	W't Crated, Lbs.	Each
W21H2	20	60	14	180	\$49.50
W131H2	30	56	18	240	64.50


Mustee Double Copper Coil Water Heaters

Coils made with No. 20 Stubbs gauge ¾ O.D. seamless copper tubing. Fitted with brass or galvanized unions, or furnished without unions. Equipped with straight down air mixers.

¾ in. water connections, ½ in. gas connection, 3 in. flue connection.


Size boiler 30 gal., no unions, copper tubing 13.5 ft., height 18 in., width 8 in., w't crated 26 lbs.

W720H0—Open Stock.....each \$6.95
W720H2—Lots of 6 *



No.	Unions	Size Boiler, Gal.	Copper Tubing, Ft.	Hgt., In.	Width, In.	W't Crated, Lbs.	Each
W730H2	None	40-60	20	22	9	32	\$7.95
W725H2	None	30-40	16.4	25	9	40	9.95

Duplex Water Heater Triple Coils



No. W801H2

A powerful duplex copper coil Water Heater for heating storage tanks from 150 to 300 gallon capacity. Made with two No. 800H triple copper coil water heaters. Also suitable for heating hot water radiation. Approximate rating—450 sq. ft.

No. W801H—1½ in. water connections, ¾ in. gas connection, 3 in. flue connection; No. W800H—1 in. water connection, ½ in. gas connection, 3 in. flue connections.

Unions Brass

No.	Burner	Size Boiler, Gal.	Coil, Ft.	Hgt. In.	Crated, Wid., In.	W't, Lbs.	Each
W800H2	Single	80-150	34.0	33	10	65	\$33.50
W801H2	Duplex	150-300	68.0	36	25	135	79.50

Approved by the American Gas Association and carry the A. G. A. approval seal.

Volcano Water Heater

Made with cast iron coil of large water space. Wheel handle gas valve with orifices for both natural and manufactured gas. Enamel or anti-rust jacket.

¾ in. water, ½ in. gas, 3 in. flue connection.



Enamel Jacket



No. W10H0


No.	Jacket	Size Tank, Gal.	Height, In.	Width, In.	W't, Crated, Lbs.	Each
W9H0	Anti-Rust	30	25	11	30	\$6.25
W10H0	Enamel	30	25	11	30	7.50

* Wholesale Price to Dealer Reduced Because of Lower Handling Cost of Larger Quantity

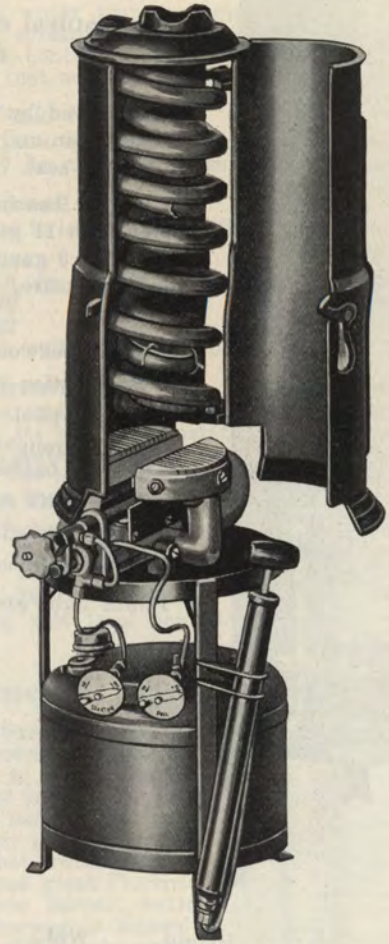
Prices Net F.O.B. Chicago, Add Freight to _____

True Value WATER HEATERS

For White Gasoline



FINE FOR
COUNTRY AND
FARM HOMES
HEATS WATER
QUICKLY



Instant Lighting, 4½ in. cast iron burner, one gallon capacity fuel tank equipped with pressure gauge. Built-on automatic valve pump. 19 feet of ½-in. copper tubing fitted with ¾-in. tappings. Recommended for use with 30 gallon range boiler. Height overall 32 in. Shipping w't 56 lbs.

W460H2each \$14.95

Equipped with Automatic Fuel Control; 6½ in. slotted burner head; one gallon fuel tank; combination pressure and fuel gauge; 15 feet of ¾-in. copper tubing, fitted with ¾-in. tappings. Recommended for use with 40 gallon range boiler. Height 37 in. Shipping w't 61 lbs.

W461H2each \$21.95

Hibbard's Convenient Payment Plan

Today the Public is buying more and more merchandise on "easy payments"—particularly, time-saving devices for the home.

Your opportunity to increase your sales on this class of merchandise depends to a very large degree upon having a satisfactory Convenient Payment plan.

If you exercise care and judgment in your selection of purchasers of good standing and responsibility, you can safely adopt—and profitably employ—the **Hibbard** Convenient Payment Plan in the sale of such items as:

Electric Washing Machines
Ironers

Vacuum Cleaners
Radios

Gas Ranges
Heating Stoves

Furnaces
Refrigerators

And Many Other Household Appliances

THIS PLAN AVAILABLE TO Hibbard DEALERS


It Will Pay You to Investigate

WRITE US

* Wholesale Price to Dealer Reduced Because of Lower Handling Cost of Larger Quantity

Prices Net F.O.B. Chicago, Add Freight to _____

Hotel Ranges for Coal or Wood



No. FR24H Hotel Range with High Closet

Economy Hotel Range illustration shows only one unit. This range can be coupled together to make as large an equipment as desired. For instance, if two ovens and two fires are required, simply order two ranges, "ganged," and so on as many sections as desired, multiplying price of single unit with number of units required for price.

Made of extra heavy gauge cold rolled armor plate, thoroughly reinforced with angles at top and bottom.

The top on the FR24DDH can be furnished with one large reducing cover and French plates of six 8 in. covers and centers.

The top on the FR30DDH with one large reducing cover and French plates or eight 8 in. covers and centers. Reducing covers and French plates shipped unless otherwise specified.

The oven is very high, the door and hinges of malleable iron, polished. The ash pan must be pulled out to give stove draft. This pan must be clear, prevents grates burning out.

The fire box is heavy, is 24 in. long, 15 in. wide and 13½ in. deep equipped with duplex grates. Has 9 in. pipe collar. Can be furnished with short feet if desired.

Illustrated with high closet. Can be furnished with high shelf.

Nos.	Size Oven, In.	Top Surface, In.	Approx. Ship. W't, Lbs.	Price with High Closet
FR24DDH2	24x24x17	31x43	535	each \$175.00★
FR30DDH2	30x24x17	31x54	875	each 251.50★
Water Front, add.....				each 15.00★
Polished Top for FR24DDH, add.....				each 7.00★
Polished Top for FR30DDH, add.....				each 9.00★
For Shelf, in place of High Closet, deduct.....				each 8.00★

Center Fire Double Oven Hotel Range

Double Oven Center Fire Hotel Range is desirable for small and medium hotels, large boarding houses, clubs and camps. It is just as carefully made of the same high grade heavy material as all Economy ranges.

The body of this range is made of very heavy steel, lined with asbestos and steel, all riveted with steeple head rivets, driven cold. This prevents range from warping.

The ovens are also made of extra heavy gauge steel, thoroughly braced with angle iron, and has arched top to give it added strength. The FDR18H has cast iron oven doors. The FDR24DDH has dropped malleable oven door, hinges, braces and handles.


The flue construction is of the sheet flue type. Dampers are so arranged that one or both ovens can be used separately or together.

The fire box is very large and deep. The linings are very heavy. Unless otherwise specified, bar grates are furnished, the same as are used on locomotive boilers. These grates are very economical in operation, with soft coal. Duplex grates can be furnished, if specified.

The FDR18H can be furnished with one large reducing cover and French top; or ten 8 in. covers and centers. The No. FDR24DDH can be fitted with one large reducing cover over fire and French top; or one large reducing cover over the fire and eight 8 in. covers and centers. One reducing cover and French top will be shipped unless lid top is specified.

The ash pan is deep and large, taking up the entire space of the ash pit. This ash pan must be pulled out to furnish draft for the fire. It must therefore be kept clear of ashes, which also prevents ashes piling up under the grates and burning them out.

This range has 12 in. pipe collar, can be furnished with short feet if desired, and will be shipped out with high closet and French top, as illustrated, unless otherwise ordered.



FDD18 Hotel Range with High Closet

Nos.	No. and Size Ovens, In.	Top Surface, In.	Approx. Ship. W't, Lbs.	Price with High Closet
FDR18H2	2—18x22x18	31x61	750	each \$300.70★
FDR24DDH2	2—24x24x17	31x78	1000	each 257.20★
"U" Water Back specify and add.....				each 28.40★
Polished Top for FDR18H, specify and add.....				each 10.00★
Polished Top for FDR24DDH, specify and add.....				each 14.00★
For High Shelf in place of High Closet, deduct.....				each 13.00★


★Items Marked Thus ★ Are Shipped from Factory Only

* Wholesale Price to Dealer Reduced Because of Lower Handling Cost of Larger Quantity

Prices Net F.O.B. Chicago, Add Freight to _____

Camp and Boarding House Ranges!

ECONOMY CAMP STOVE



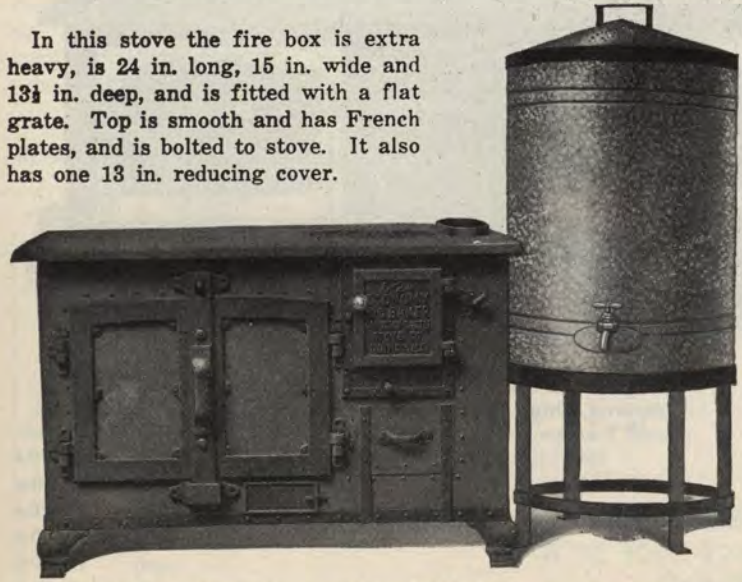
**BIG BAKER
CAMP COOKS**
For Coal or Wood

No. F6824H—Big Baker

ECONOMY BIG BAKER is perfectly adapted for large families, boarding houses or construction and lumber camps. This range is made of extra heavy gauge, cold rolled steel lined throughout with asbestos mill board and extra steel lining. The body is riveted with steeple-head rivets driven cold, preventing unequal strain caused by expansion and contraction. The oven is made of extra heavy gauge armor plates firmly braced to prevent warping, riveted to body of stove. The oven top is arched, adding great strength. The oven doors swing open in the center and has a heavy bar on the one door which clasps at the top and bottom, keeping both doors perfectly tight. This oven door permits the opening of one-half at a time, so as not to cool the oven off quickly. The flue is a sheet flue construction. Ash pan is large, pipe collar 9 in. Fire box is 24 in. long, 15 in. wide and 13½ in. deep. Linings are extra heavy and can easily be removed. Feed door is lined with heavy cast lining, and has duplex grate. Top can be furnished with covers and centers or French top. Covers and centers always shipped unless French top is specially ordered. The No. F6824H has six 8-in. covers or French top with one 13-in. reducing cover over fire. The No. F8830H has eight 8-in. covers or French top with one 13-in. reducing cover over fire.

	Size of Oven, Top Surface, In.	Approx. Shipping W't, Lbs.	Each
F6824H2	24×24×17	28×48 475	\$131.20★
F8830H2	30×24×17	28×54 600	154.60★
Water front when specified, extra			15.00★
Malleable drop door in place of double swinging door when specified, extra			8.90★

In this stove the fire box is extra heavy, is 24 in. long, 15 in. wide and 13½ in. deep, and is fitted with a flat grate. Top is smooth and has French plates, and is bolted to stove. It also has one 13 in. reducing cover.



No. FC24H—Big Baker and No. F50H Galvanized Steel Tank

Stove Only

	Size of Oven, In.	Top Surface, In.	Approx. Shipping W't, Lbs.	Each
FC24H2	24×24×17	28×48	475	\$113.40★
FC30H2	30×24×17	28×54	575	133.70★

For water front to fit Nos. FC24H or FC30H, addeach \$15.00★

Tank Only


Adaptable for use in localities where there is no water system. Some states require a certain amount of hot water for a certain number of men in a camp and this tank fills that requirement. This tank can be used with other stoves when connected to the water front in the stove.

- F50H2**—50 gallon galvanized steel tank with cover, stand and brass fauceteach \$40.00★
- F55H2**—Pipe connections for tank.....each \$5.00★

★Items Marked Thus ★ Are Shipped from Factory Only

*** Wholesale Price to Dealer Reduced Because of Lower Handling Cost of Larger Quantity**

Prices Net F.O.B. Chicago, Add Freight to _____



Oven 24x20x14 in.



For Cafes, Restaurants, Cafeterias, Churches, Lodges, Etc.

For Manufactured, Natural or Any Kind of Bottled Gas

Ranges always shipped for manufactured gas unless otherwise specified. When ordering for bottled gas, specify make of gas to be used.

All Economy Cafe ranges can be furnished without ovens if desired. Write for information. Flue box extends entire length of all ranges for ventilating top burners and ovens, also increasing top width. Pipe collar can be arranged in front of High Shelf instead of back if specially ordered at no extra cost. Super Metal, Rust Proof Drip Pans.

The No. FN600H series regularly furnished with six 11¼ in. sections of open grates and twelve burners. A Broiler and Griddle section 22½ in. wide flush with cooking top or raised can be ordered in place of two open grates.

With black high shelf, cooking top 70x25½ in., overall 73x30¾x34 in., high shelf 70x23, w't 800 lbs.

FN600H2each \$223.50*

For special equipment, add or deduct the following:

- With 22½ in. solid top in place of two open tops, add.....each \$ 6.00*
- With 34 in. solid top in place of three open tops, add.....each 11.00*
- With Griswold waffle section, add.....each 7.00*
- With white porcelain high shelf, add.....each 18.00*
- Without high shelf, deducteach 24.80*
- With three automatic lighters, add.....each 7.50*
- With Rock Wool Oven Insulation, per oven, add.....each 12.00*
- With Robertshaw Special Oven Heat Control, per oven, addeach 35.00*

Economy Hot Plates

To Place on a Counter or Window Ledge for Cakes, Hot Dogs, Etc., Etc.

The top is polished smooth, with raised edge to keep grease from dripping over sides. Has plug which can be removed and a pipe attached to drain grease into a container. Sides, feet, front, hangers made of cast iron. Has string burners. 18 in. deep, 8 in. high.



	BLACK JAPAN				NICKEL			
	3	4	5	6	3	4	5	6
No. burners	3	4	5	6	3	4	5	6
Width, in.	20	24	30	36	20	24	30	36
W't, lbs.	80	90	100	125	80	90	100	125
Nos.	F13H2	F14H2	F15H2	F16H2	F131H2	F141H2	F151H2	F161H2
Each	\$27.50*	31.20*	36.00*	42.00*	36.50*	40.00*	46.50*	53.60*

*Items Marked Thus * Are Shipped from Factory Only

* Wholesale Price to Dealer Reduced Because of Lower Handling Cost of Larger Quantity

Prices Net F.O.B. Chicago, Add Freight to _____



Oven 24x20x14 in.



For Cafes, Cafeterias, Church Kitchen, Lodges, Clubs

FOR MANUFACTURED, NATURAL OR ANY KIND OF BOTTLED GAS. Ranges always shipped for manufactured gas unless otherwise specified. When ordering for bottled gas, specify make of gas to be used.

Regularly furnished with three 11¼ in. sections of open grates and six burners, and a side Broiler and Griddle section 22½ in. wide. This has a closed top with raised edges and hole through which grease and cooking particles can be scraped falling into a funnel-like pan and then into a refuse drawer. Broiler drippings also fall in to this drawer. No grease fires. Has four string burners.

With black high shelf, open top 33¾x25½ in., griddle 22½x22, overall 61x30¾x34 in., high shelf 58x23 in., w't 540 lbs.

FN50GBH2each \$211.20*

Star burners are furnished under open top sections, and string burners under closed top sections. Both burners fit on the same hangers making changing easy. Super Metal rust proof drip pans.


Oven 24x20x14 in.

The No. FN50GRBH2 is the same as the No. FN50GBH2 except with the Broiler and Griddle Section raised 3½ in. higher than the cooking top. It has the same grease drain and drawer features.

FN50GRBH2—With black high shelf, elevated broiler and griddle, w't 550 lbs.....each \$221.30*

Either of the above numbers can be had with, or without, these extras:

- With white porcelain high shelf, add..each \$16.00*
- Without high shelf, deduct.....each 23.40*
- With three automatic lighters, add....each 7.50*
- With Rock Wool Oven Insulation, addeach 12.00*
- With Robertshaw Special Oven Heat Control, per oven, add.....each \$35.00*



★Items Marked Thus ★ Are Shipped from Factory Only

*** Wholesale Price to Dealer Reduced Because of Lower Handling Cost of Larger Quantity**

Prices Net F.O.B. Chicago, Add Freight to _____



For Small Cafes, Boarding Houses, Factory Cafeterias, Church Kitchen, Drug Stores, Etc.

FOR MANUFACTURED, NATURAL OR ANY KIND OF BOTTLED GAS. Ranges always shipped for manufactured gas unless otherwise specified. When ordering for bottled gas, specify make of gas to be used.

The No. FN30H is regularly furnished with three 11¼ in. sections of open grates and six burners. A Broiler and Griddle section 22½ in. wide, flush with cooking top can be ordered in place of two open grate sections, or an elevated broiler and griddle section 11¼ in. wide, 3½ in. higher than cooking top can be ordered to take the place of one open grate section.

With black high shelf, cooking top 34×25½ in., overall 38×30¼×84 in., high shelf 34×23 in., oven 24×20×14 in., w't 385 lbs.

- FN30H2**each \$124.20★
- With 11¼ in. closed top in place of one open top, add..... each \$ 3.00★
- With 22½ in. closed top in place of two open tops, add..... each 6.00★
- With 34 in. full closed top section, add..... each 11.00★
- Without oven, deduct..... each 40.00★
- With Griswold waffle section, add..... each 7.00★
- With white enamel high shelf, add..... each 11.90★
- Without high shelf, deduct..... each 15.10★
- With two automatic lighters, add..... each 5.00★
- With Rock Wool oven insulation, per oven, add..... each 12.00★
- With Robertshaw Special Oven Heat Control, per oven, add..... each 35.00★

Economy Tavern Quick Lunch Range

For Manufactured, Natural or Bottled Gas


This double oven model is very popular in taverns, sandwich shops and lunch rooms where a small space is available and it is not possible to install one of the larger Economy Hotel and Cafe Ranges.

Highly polished cast iron griddle plate, with grease drain, heated by three tubular burners. Ample broiling space. Quick heat oven with cast iron bottom. Two tubular oven burners with outside lighter. Heavy hand riveted copper bearing blued steel body with angle and band iron bracing.

Top 53×22 in., Overall 53×26 in., Open Grates 31½×18 in., Griddle 20×18 in., Oven 20×14×18 in., w't 430 lbs.

- F6B-200H2**each \$157.00★
- With white porcelain splasher, add..... each 15.00★
- Without high shelf, deduct..... each 6.50★
- With top burner lighters, add..... each 5.00★

Specify Kind of Gas Used When Ordering.



★Items Marked Thus ★ Are Shipped From Factory Only.

*** Wholesale Price to Dealer Reduced Because of Lower Handling Cost of Larger Quantity**

Prices Net F.O.B. Chicago, Add Freight to _____

STOVE HINTS

- 1—If a stove fails to give satisfaction, it is because of having a bad chimney or being improperly set up.
- 2—Retail dealers in stoves and ranges, and those compelled to use poorly-constructed or decayed chimneys, will do well to read sufficiently to enable to ascertain what the matter is when a well constructed range or stove fails to operate as it should.
- 3—We illustrate a few of the causes why the stove is condemned, when the fault is solely in the chimney.
 - A—Constructing a chimney by extending the flue downward to the floor and in many cases to the cellar, creates a place for the accumulation of soot, ashes, etc., so as to save the expense of cleaning the flue, then the cold air below the pipe hole chills the entire column of air in the chimney. It is therefore heavy and impedes the ascent of the smoke. The remedy is either to fill the flue with cement to within six inches below the pipe hole or cut off the flue with a sheet iron plate, the plate to be covered with several inches of cement, so as to make it airtight. The result will be to apply the heat at the base of the flue and a good draft obtained.
 - B—Often complaints are made that the stove will not operate, although the pipe was carefully fitted into a chimney that has a good draft, and which has been in use for many years. Investigation proves that the stove is attached to a chimney whose base contains a very large old-fashioned open fire-place. The remedy for this is the same as the preceding.
 - C—The chimney of the kitchen may be much lower than the main part of the house. The wind blowing over the house falls like water over a dam, sometimes almost perpendicularly on the top of the chimney—thus it beats down the smoke contained therein. The remedy is to build up the chimney or add a smoke stack to equal the height of the main building.
 - D—A building or a large tree may be near to and higher than the top of the chimney, so that the wind passing over them would blow down the main building.
 - E—Where there is more than one opening in a chimney, a great variety of complications may affect the draft, so see that all the openings into the flue, no matter of what kind, excepting the one you are going to use, are securely closed.
 - F—When two or more stoves are connected with one single chimney, the combination is so variable that it is difficult to cover such a case by specific directions. Common sense, directed by observation must be used.
 - G—A new or green chimney will never have a perfect draft. It will not draw perfectly until it is thoroughly dry, which sometimes requires two to four weeks' time.
 - H—In building a chimney, a little mortar may be dropped from time to time and lodge out of sight so as to partially close the chimney and a heavy weight may be let down by a rope and worked inside of the flue to force an opening.
 - I—In an old chimney, the mortar may have crumbled from between the bricks so that it leaks air and spoils the draft.

To secure good operation in stoves and ranges, see:

- 1—That the flue-dropper is in its place.
- 2—That the chimney is clear and has a good draft at pipe-hole. (Many chimneys are made too low and draw better when a "smoke-stack" is put on them.)
- 3—That the pipe fits closely on the stove and in the chimney. No air should enter the chimney except that which passes through the stove.
- 4—That the pipe does not go too far into the chimney.
- 5—That there are no pipe-holes open on the opposite side of the chimney, either above or below, and that there is no unused stove with draft-slide open leading into the same chimney.
- 6—That no ashes from chimney get into the end of the pipe.
- 7—Avoid having the pipe telescope at the elbow. If you have all these parts properly adjusted and well arranged open the direct draft damper and see if you can get a good fire in the stove, together with a strong draft. If the stove will not burn well then, the trouble is not in the stove, but above it.

If the fire burns well on the direct-draft, close the oven damper—then if it will not heat the oven and bake well, please examine the flue and damper, and see:

- 1—Test all the flues to see that they are open and clear, so that smoke can freely pass through them. In cleaning the flues, many do not clean all the flues, and frequently push the soot and ashes into back corners and in that way stop them up.
- 2—Be sure that you know how to operate the dampers, so they may not be open when you think they are closed.
- 3—Examine all the dampers in the flues and see that they close tightly, and do not get out of place.

If you are trying a stove without a hot-water reservoir and have everything in good order as heretofore described, it cannot possibly fail in operation if you close the direct-draft damper and throw all the heat around the oven. Time should be given to get the oven hot before trying to bake.

If you have a stove with a reservoir, be sure that the damper (if one is in the stove) to force the heat under the reservoir is closed so that all the heat must go around the oven. Many reservoir stoves have two dampers, and in that case both should be closed.

We have known many persons who have tried to use such stoves with that damper under the reservoir open when they thought it was closed. On that account, the oven heated too slowly, but worked fast enough when they closed the damper.

It is possible that the draft of the chimney is so strong as to carry the heat so rapidly round the oven as not to be absorbed by the plates and the oven fails to heat sufficiently from that cause.

A damper in the pipe will relieve this.

* Wholesale Price to Dealer Reduced Because of Lower Handling Cost of Larger Quantity

Prices Net F.O.B. Chicago, Add Freight to _____

IMPORTANT WHEN SETTING UP STOVES

All of our stoves are made of the very best material and in the most thorough manner, and are carefully inspected before leaving our factory. If properly put up they cannot fail to give satisfaction.

In setting up a stove the following rules should be observed:

Examine stove and see that it is in perfect condition, that all plates are in place.

See that the chimney is free from soot and all obstructions, and that it is higher than any other part of the house. All openings into the chimney should be closed and the space around the pipe, where it enters the wall, should be closed perfectly tight with a pipe collar. No air should enter the chimney except that which passes through the stove.

Do not reduce the capacity of the pipe to accommodate a small opening in the chimney, but enlarge opening to suit the pipe.

Use pipe same size as collar on stove.

Do not push the pipe into the chimney too far.

Use as little pipe and as few elbows as possible.

See that there are no pipe holes open on the opposite side of the chimney, either above or below, and that there is no unused stove with draft slide open, leading into the same chimney.

Give explicit instructions as to the operation of the dampers and grates, and the cleaning of the flues.

Never sell a small stove to do the work of a large one.

Because of the failure of some dealers to do some of the simple things noted above, users sometimes have trouble and become dissatisfied with a stove or range, when the trouble is all due to local causes.

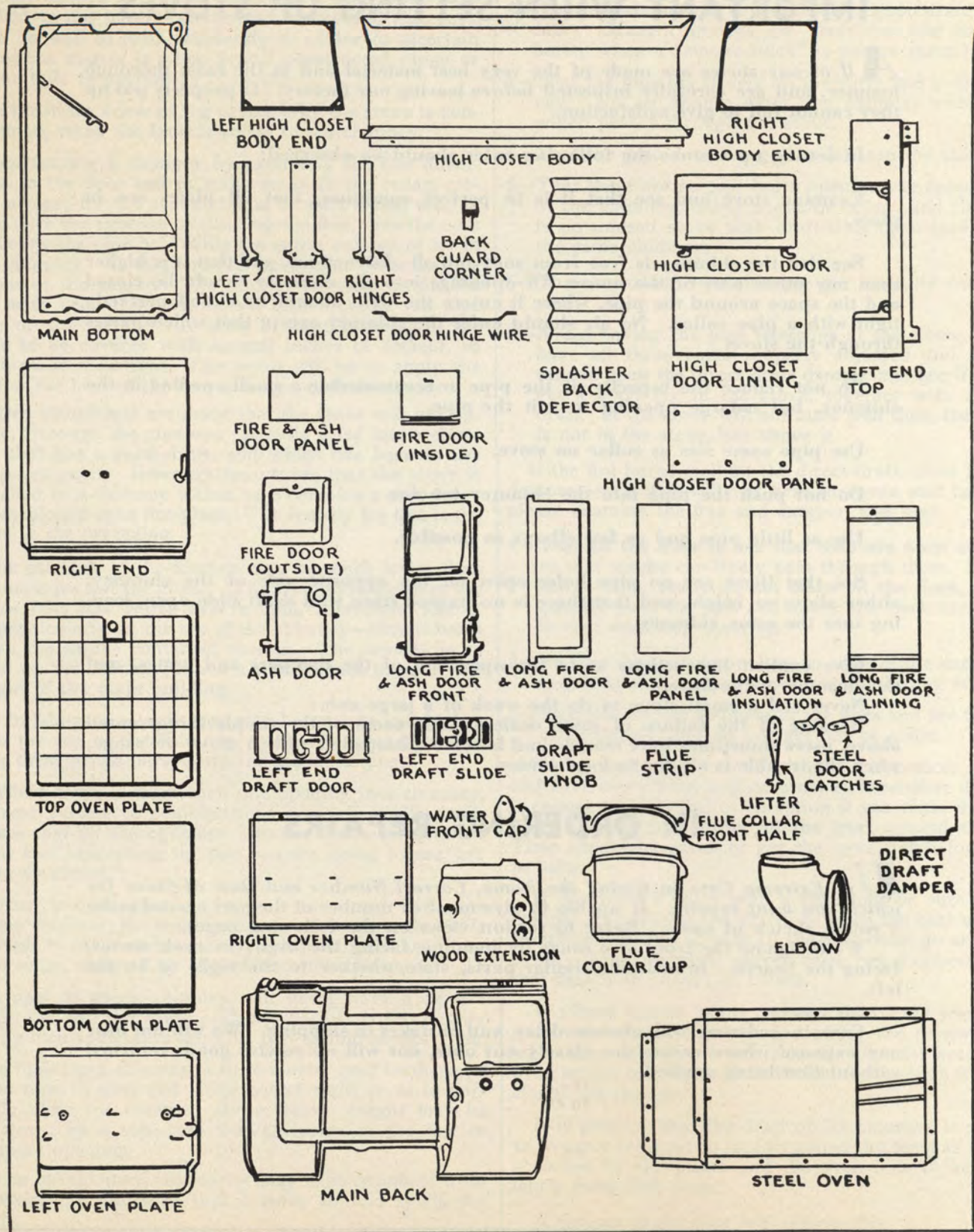
IN ORDERING REPAIRS

Use Extreme Care in Giving the Name, Correct Number and Date of Stove for which you want repairs. If unable to give name or number of the part needed make a rough sketch of same. Refer to section views on the following pages.

We designate the front of a range by standing facing the oven; in cook stoves, facing the hearth. In ordering similar parts, state whether to the right or to the left.

Care in ordering will obviate delay and mistakes in shipping. We will not bear any expense where errors are clearly not ours, nor will we receive goods returned without first being advised.

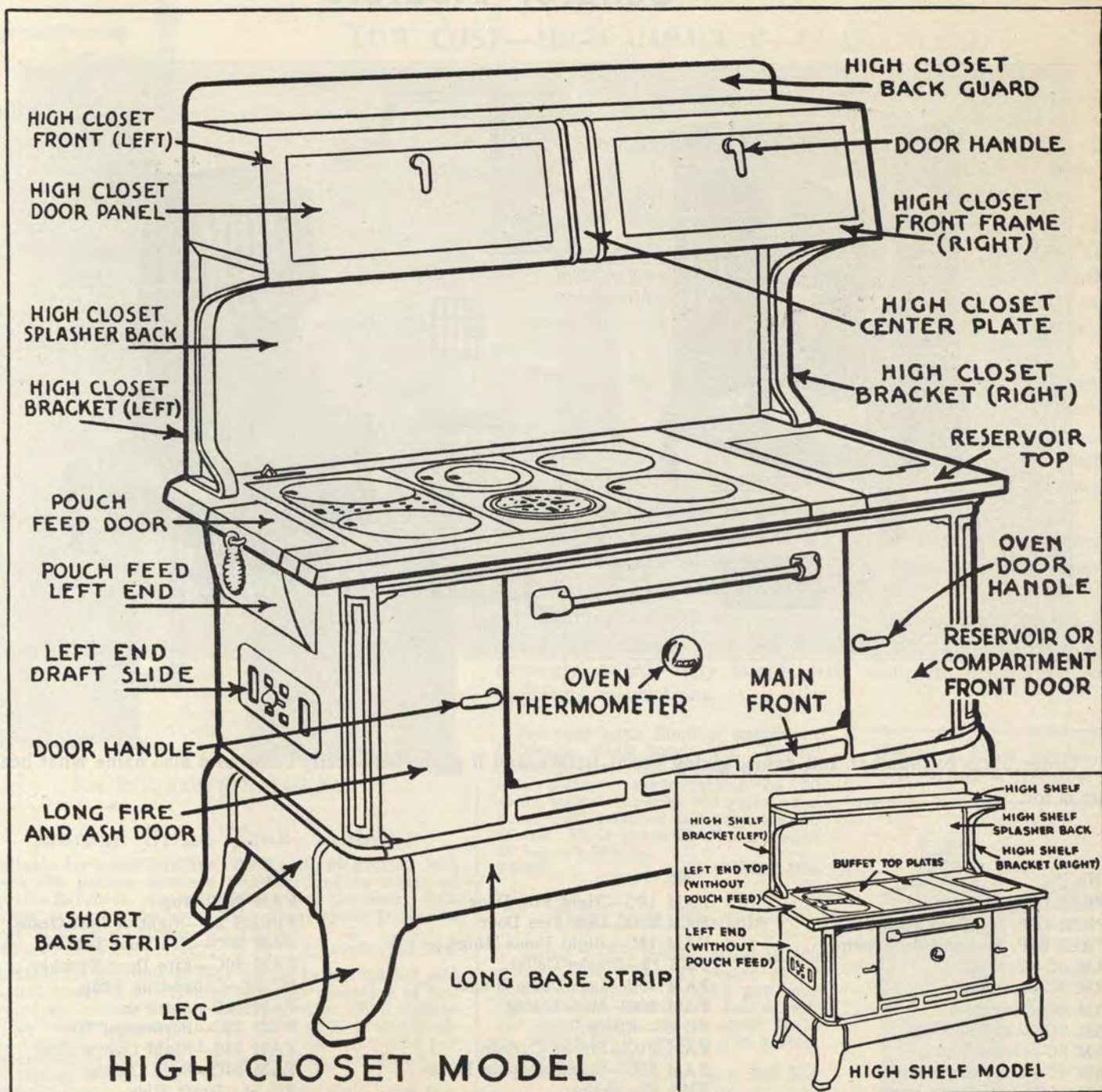
Range Repair Parts



* Wholesale Price to Dealer Reduced Because of Lower Handling Cost of Larger Quantity

Prices Net F.O.B. Chicago, Add Freight to _____

REPAIR PARTS



How to Order Repair Parts--


1. Give the name and number of your stove. You will find it on the plate in coal oven or on cooking top.
2. Give the name of the part as shown on this chart.
3. Give the color and finish of part. Is it enamel, polished or plain?

The range shown on this chart may differ slightly from yours. If the part you need is not exactly as pictured, simply give us the name shown. We will send you the correct part for your stove.

* Wholesale Price to Dealer Reduced Because of Lower Handling Cost of Larger Quantity

Prices Net F.O.B. Chicago, Add Freight to _____

Repair Chart for Ambassador, Sheraton and Senator Heaters



Order parts by number and name, giving serial letters, and if enameled specify color, and also name what heater part is for.

No.
FPRES-DIP. 1—Leg.
FPRES-DIP. 2—Short Base Strip.
FPRES-DIP. 3—Long Base Strip.
FAM 4C—Bottom.
FAM 5C—Ash Pit.
FAM.6C—Ash Door.
FAM 7C—Ash Pit Hinge.
FAM 8C—Grate Cog.
FAM 9C—Long Grate Bar.
FAM 10C—Left Grate Rest.
FAM 11C—Short Grate Bar.
FAM 12C—Right Grate Rest.
FAM 14C—Fire Pot.
FAM 15C—Dome.
FEK 15—Ash Door Slide.

No.
FAM 16C—Right Fire Door
FAM 17C—Left Fire Door
FAM 18C—Right Dome Hinge.
FMS 19—Smoke Collar.
FAM 19C—Left Dome Hinge.
FAM 20C—Mica Lining.
FC 20—Elbow.
FAM 21C—Smoke Curtain.
FAM 22C—Smoke Curtain Hinge.
FMS 22—Shaker.
FPRES-DIC. 23—Upper Front.
FPRES-DIC. 24—Right Column.
FPRES-DIC. 25—Left Column.
FAM 26C—Bottom Strip.
FC 26—Top Grid.

No.
FAM 27C—Top.
FPRES 28—Right or Left Grate.
FAM 29C—Ash Door Turnkey.
FAM 30C—Fire Door Turnkey.
FC 31—Connecting Strip.
FAM 31C—Ash Pan.
FAM 32C—Perforated Tin.
FAM 33C—Right Casing Side.
FAM 34C—Back Casing.
FC 34—Draft Slide.
FAM 35C—Left Casing Side.
FAM 36C—Water Pan.
FSB 39—Spring Catch.

Factory Shipment Only.

* Wholesale Price to Dealer Reduced Because of Lower Handling Cost of Larger Quantity

Prices Net F.O.B. Chicago, Add Freight to _____

THE **Hibbard** WATER SOFTENER

LOW COST—HIGH CAPACITY—GUARANTEED

Hibbard softeners meet every family requirement—in small homes—large homes—apartment homes—hotels—clubs, etc. Operate on all kinds of water. Are easy and inexpensive to maintain, soon pay for themselves through savings. Give soft water at the turn of a faucet. Supply pure soft water for drinking and cooking. A modern need—a long life investment. Carry Hibbard's Unconditional 3-Year Guarantee.

Hibbard softeners pay you unusual profits—offer you new sales opportunities. Extra dating allowed on floor samples. You carry floor sample only, we carry full stock and ship promptly. Softeners completely factory assembled, including mineral and all fittings shown. Quickly and easily installed in any new or old home.

Tanks of 10 gauge steel shell. Heads $\frac{3}{16}$ gauge. Guaranteed for 100 lbs. pressure. Electric welded and hot dipped after welding.

Finest grade zeolite softening mineral. Produces crystal clear zero soft water desirable for every household, personal, and toilet use. Capacity guaranteed.

All galvanized fittings and high grade brass valves. Brass inlet spreader and outlet screen. Quick opening—clamp—cap—oversize salt tank—adjustable legs.

Painting includes one binder coat of aluminum bronze on galvanized surface and one finishing coat of ivory enamel. Strongly crated—fully tagged with complete installation and operating instructions.

For very large families, apartment buildings, small hotels, etc. Rating 60,000 grains. Will deliver 3000 gallons between regenerations on 20 grain water. Capacity 650 gallons per hour. Salt required per regeneration 35 lbs. Floor space 22x46 in., height 58 in., w't 650 lbs.

F5H2each \$229.50★

Dry Salt Models

Rating 12,000 grains, equal to 600 gallons soft water on water of 20 grains hardness. Capacity per hour 200 gallons. Requires 7 lbs. of salt per regeneration. Floor space 14x18 in., height 56 in., approx. $\frac{1}{2}$ in. piping, shipping w't 220 lbs.


F12H2each \$59.50★

Rating 24,000 grains, equal to 1200 gallons soft water per regeneration on water of 20 grains hardness. Capacity per hour 300 gallons. Salt required per regeneration 14 lbs. Floor space 16x20 in., height 56 in., approx. $\frac{3}{4}$ in. piping, shipping w't 290 lbs.

F24H2each \$79.50★

Rating 36,000 grains equal to 1800 gallons soft water per regeneration on water of 20 grains hardness. Capacity per hour 400 gallons. Salt required per regeneration 21 lbs. Floor space 17x21 in., height 56 in., $\frac{3}{4}$ in. piping, shipping w't approx. 385 lbs.

F36H2each \$89.50★



Nos. F1H, F2H, F3H, F4H, F5H

Storage Brine Tank Models

Suitable for small families. Rating 12,000 grains. Will deliver 600 gallons between regenerations on water of 20 grains hardness. Capacity 200 gallons per hour. Salt required per regeneration 7 lbs. Floor space 18x32 in., height 56 in., $\frac{1}{2}$ in. piping, w't 275 lbs.

F1H2each \$63.50★

Suitable for families of four people to furnish hot and cold soft water at all fixtures with the exception of toilets and sill cocks. Rating 24,000 grains. Will deliver 1200 gallons per regeneration on water of 20 grains hardness. Capacity 300 gallons per hour. Salt required per regeneration 14 lbs. Floor space 20x37 in., height 56 in., $\frac{3}{4}$ in. piping, w't 350 lbs.

F2H2each \$89.50★


For larger families and harder water. Rating 36,000 grains. Will deliver 1800 gallons per regeneration on water of 20 grains hardness. Capacity 400 gallons per hour. Salt required per regeneration 21 lbs. Floor space 20x40 in., height 58 in., $\frac{3}{4}$ in. piping, w't 460 lbs.

F3H2each \$112.50★

For large families on very hard water. Rating 48,000 grains. Will deliver 2400 gallons between regenerations on water of 20 grains hardness. Capacity 500 gallons per hour. Salt required per regeneration 28 lbs. Floor space 20x42 in., height 58 in., $\frac{3}{4}$ in. piping, w't 520 lbs.

F4H2each \$179.50★

Makes a Most Attractive Window Display



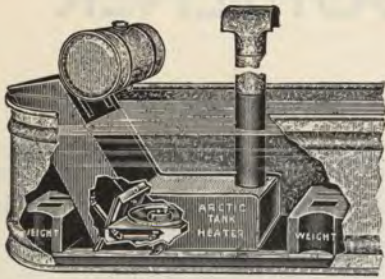
Nos. F12H2, F24H2, F36H2

★Items Marked Thus ★ Are Shipped From Factory Only.

* Wholesale Price to Dealer Reduced Because of Lower Handling Cost of Larger Quantity

Prices Net F.O.B. Chicago. Add Freight to _____

TANK HEATERS



**Arctic Oil Burning
Welded Submerged Type
Burns Any Kind of Fuel**

Kerosene, Fuel Oil or Distillate, Wood, Chips, Straw, Corn Cobs and Coal

Burner can be easily removed from the heater and coal grates inserted without the use of tools. This exclusive feature enables the user to change fuel on a moments notice. The hinged baffle door locks firmly in position and compels all draft to enter burner from below. Round center cast baffle plate is mounted so that it may revolve through a radius of one-third turn, scraping loose any carbon or soot deposit, making it unnecessary to remove burner from heater to clean.

Easily Installed—No pipe fittings or connections to make, heater anchored to a weighted platform and placed in the bottom of the water tank.

Construction—The body is made from 14 gauge blue annealed, copper bearing sheets, welded into a single unit by a special process.


The Burner—Patented bowl and baffle made from heavy grey iron. Burner designed that no matter what position it may be setting, the oil is forced out equally around the entire bowl. Oil and air fed into burner is pre-heated, thus quickly producing a roaring white-hot flame that fills the entire heat chest. Flow of fuel controlled by a feed valve in plain sight and adjusted to meet requirements in varying temperatures.

Five gallon oil reservoir attached directly to heater so that oil is pre-heated, this assures a uniform flow of oil to the burner in all kinds of weather.

Heaters furnished with three joints 5 in. galvanized stove pipe, pipe cap, lighting torch, ash scraper and hold down lugs for fastening heater in tank.

F11H0—Oil burning, complete, everything packed in heater, shipping w't 85 lbs., each\$24.60★

F12H0—Combination coal and wood and oil burning with coal grate, shipping w't complete heater and grate, 95 lbs. Everything packed in heater except grate, each\$26.45★



Welded Submarine Type

Made of No. 14 Gauge Keystone "Copper Steel" sheets one piece welded construction. No bolted and packed seams or joints. Painted with a fire proof red paint, and warranted to be water tight, and free from defects.

Designed so the greatest heating efficiency is obtained. Fire is easily controlled by a draft regulator which is located in the hinged cover. Ashes quickly removed with a shovel furnished with the heater. Coal, wood, or cobs may be burned. No tank is too large for satisfactory results in extreme cold weather. 6 in. diameter smoke pipe insures strong draft and a free burning fire.

Equipped with two extra joints of 6 in. pipe, ash shovel, spark arrestor, two screws for anchoring, and with a basket hanging grate. A force draft hood will be furnished at extra cost when ordered. Also furnished without a grate when so ordered, w't complete with grate and all accessories 80 lbs. Size 25 in. high, 12 in. wide, 9 in. deep.

F3HH0—Without Grates, 80 lbs., each\$11.00★

F3GHH0—With Grates, 85 lbs., each\$13.25★



Klondike


The Hudson Klondike is the one-piece construction submarine type of Tank Heater. The seams welded by a special process. The Heater is made from 14 gauge annealed steel. The above cut shows method of anchoring the heater to provide circulation of water underneath combustion chamber of heater.

Our Klondike Heater will burn any kind of fuel from corn cobs to hard coal. For coal a basket grate is furnished. For wood or other fuel a grate is not needed but is desirable.

Width 12-in., depth 9 in., height 25 in. Made from 14 gauge blue annealed steel.

F10H0—No Grate, approximate w't 65 lbs., each\$10.00★

F20H0—With Grate, approx. w't 75 lbs., each\$11.85★



Cast close grain one piece iron body, without seams, joints or bolt holes. Will not crack or leak from heating or freezing. Gives steady uniform radiation of heat, sinks by its own weight, no special anchors needed. Basket grate and ash pan are independent of the stove and a hook is provided for lifting these in cleaning the stove. Has galvanized smoke pipe with hood and damper.

Height, in.	24	24	24
Drain, in.	12	14	16
W't each, lbs..	135	165	195
Nos.	F2H0	F4H0	F6H0
Each	\$11.25★	14.25★	18.25★

This is a very popular type and very reasonable in price. Just the heater for small tanks and the stock raiser with only a few head of stock.

It is made of No. 20 gauge copper alloy galvanized sheet steel. Has heavy top, galvanized steel bottom riveted and soldered. The grate is in two sections, the front resting on two legs. Grate and draft pipe can be taken out through the top.

Furnished complete with shovel, one length of pipe, spark arrestor.

F5H0—Diam. 15 in., hgt. 24 in., w't 45 lbs., each\$7.25★




Zero Tank

★Items Marked Thus ★ Are Shipped From Factory Only.

* Wholesale Price to Dealer Reduced Because of Lower Handling Cost of Larger Quantity

Prices Net F.O.B. Chicago, Add Freight to _____

Feed Cookers



To be used on ground, brick or cement floors. Will last a life time. Burns any kind of fuel.

The kettles in cookers are made of the best cast iron, extra heavy at the bottom and extra smooth on the inside. They are fitted with lugs or handles on the rim so they can be conveniently removed from casing if desired.

Every kettle is warranted to be perfect. The doors and frames are heavy cast iron, closely fitted, and will take in wood 10 in. thick by 30 to 36 in. long.

The casing is one heavy sheet of steel, 16 gauge, reinforced at bottom with a heavy steel band. There are no pocket joints to open up and take in air.

It is fitted with handles so that the cooker complete and ready for use can be moved from place to place when desired.

Can be used on wood floors with foundation as follows: Make a frame 3 ft. square of 2x4 in. lumber. Cover floor inside of frame with about 1 in. of sand, then fill in with a layer of brick. Fill up joints with fine sand, and put another layer of brick, breaking joints. Again use fine sand to fill joints. This insures a fire-proof foundation at a nominal cost.

No.	Rated Cap., Gal.	Actual Cap., Gal.	Diam. Over All, In.	Depth of Kettle, In.	Diam. of Jacket, In.	Jacket Circum. at Top, In.	W't Lbs.	Each
F151WH0	15	12	23½	13½	21	65	100	\$10.75★
F182WH0	20	18	26½	15	24½	76½	140	14.50★
F263WH0	30	25	30	16	28	87½	175	15.50★
F364WH0	45	36	32½	18½	30	93½	200	18.50★
F475WH0	55	45	35½	21	32	101½	225	20.50★
F646WH0	65	56	38	21	34½	108	300	22.50★
F757WH0	75	64	40	22	37	116	325	27.50★

Coal Fixtures

- F325H0—For F151WH Feed Cooker.each \$5.00★
- F326H0—For F182WH, F263WH, F364WH and F475WH Feed Cookers.each \$6.00★
- F327H0—For F646WH and F757WH Feed Cookers.each \$8.00★

Elbow and Joint of Pipe

- F66H0—6 in. Elbow, Pipe and Damper.each \$1.25★
- F77H0—7 in. Elbow, Pipe and Damper.each 1.75★

Salamanders

Made of 18 gauge steel, riveted on 3 centers, diameter of body 14½ in., height over all 26½ in., lower part of shell 8½ in. from floor, mounted on three flat iron legs 1½x1½ in., fitted with 18 gauge ash pan 22 in. diam., 6 in. from floor and heavy cast iron grate 14½ in. diam. in bottom, w't each complete 24 lbs.

M1H0—Open Stock, each\$3.50

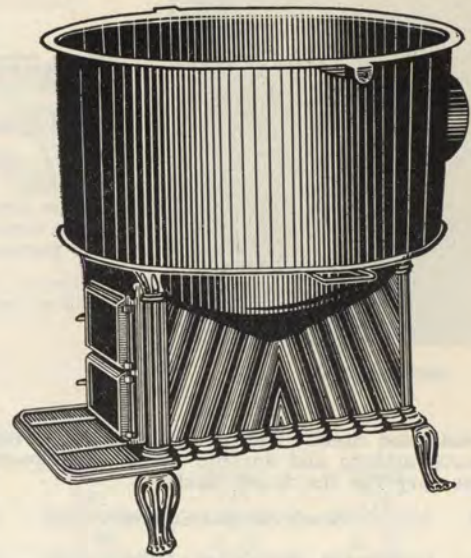
M1H2—Lots of 10 *

M2H0—Extra grates, for same, w't each 7½ lbs., each\$0.80

M3H0—Salamander hoods, with pipe collar to fit No. M1H. each\$2.50

*Items Marked Thus ★ Are Shipped From Factory Only.

Butcher Stoves



For cooking feed, heating water, for rendering lard.

Furnace made with a steel drum. Stove part heavy cast iron. Kettles No. 1 pig iron, inspected before shipped.

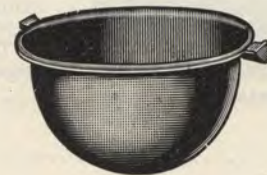
Regular furnished for wood, coal fixtures can be furnished at a small charge. No grate required when fuel is wood.

Rated capacity of kettle, gal.....	45	65
Actual capacity, gal.....	36	56
W't for wood, lbs.....	325	450
Nos.	FB45H0	FB65H0
Each	\$37.50★	45.50★

Extra Coal Grates

- F145H0—For No. F45 Stove.....each \$7.50★
- F165H0—For No. F65 Stove.....each 8.50★

Caldron Kettles



Act. cap., gal.....	12	18	25	36
Usl. rat., gal.....	15	20	30	45
Ins. Diam., in.....	20	23½	26½	28
Diam. outside flg., in..	23½	27	30	32
Depth, in.	13½	15	15½	18
Shipping w't, lbs.....	75	100	120	150
Nos.	F15H0	F18H0	F26H0	F36H0
Each	\$5.50★	6.75★	8.50★	9.75★

Act. cap., gal.....	45	56	64
Usl. rat., gal.....	55	65	75
Ins. Diam., in.....	31	36	35
Diam., outside flg., in.....	35	40	40
Depth, in.	19	21½	23
Shipping w't, lbs.....	210	315	340
Nos.	F47H0	F64H0	F75H0
Each	\$10.25★	14.50★	18.50★

* Wholesale Price to Dealer Reduced Because of Lower Handling Cost of Larger Quantity

Prices Net F.O.B. Chicago, Add Freight to _____



Hibbard's Unlined Stove Boards

All-Season Utility Floor Protectors

Unlined, square, with beaded edge, stamped from heavy gauge open hearth steel sheets. Fine for sheet iron heaters, but plenty good enough for any stove or circulating Heater. Good fire insurance, as they prevent hot coals scorching the floor or rug.



Walnut

Walnut enameled Steel. Beautifully Grained. Finish consists of three coats, artistic and durable. Not a "make-shift," but a suitable accessory for the finest heaters.

Stock Sizes—Square

Size, in.	W't doz., lbs.	Nos.	Each
24x24	37	MW24B2	\$0.49
26x26	44	MW26B2	.59
28x28	51	MW28B2	.65
30x30	58	MW30B2	.75

Stock Sizes—Oblong

26x32	54	MW2632B2	\$0.69
28x34	62	MW2834B2	.79
30x36	70	MW3036B2	.89

Galvanized

Galvanized Steel, Burnished to a Satin Finish. Suitable for all-year selling as a floor-protection under oil-heaters, electric radiators, small cabinets, or under garbage pails or cuspidors.

Factory Sizes—Square

Size, in.	W't doz., lbs.	Nos.	Each
24x24	37	F24B2	\$0.50★
26x26	44	F26B2	.59★
28x28	51	F28B2	.69★
30x30	58	F30B2	.79★

Factory Sizes—Oblong

26x32	54	F2632B0	\$0.69★
28x34	62	F2834B0	.79★
30x36	70	F3036B0	.98★



Crystal

AMERICAN FIBER-LINED STOVE BOARDS

Best quality full weight IC tin plate, one piece face, with smooth pressed corners. On all fiber lined boards, a heavy board paper is securely attached to the back of the board, with rolled rope edge. Printing and finishing of highest quality. These fiber-lined boards are not Full Size. (Sizes given are sizes of blanks before forming.)

Crystal

The old favorite crystallized finish, scroll design, with mottled background, printed in black.



Wood-Grained

SQUARE (Factory No. 200)

Size, in.	18x18	24x24	26x26	28x28	30x30	32x32	35x35
W't doz., lbs.	20	35	40	45	53	59	71
Pkg. of 1 dz *	F2018B2	F2024B2	F2026B2	F2028B2	F2030B2	F2032B2	F2035B2
Each	\$0.65★	.79★	.89★	1.00★	1.19★	1.29★	1.65★

Wood Grained (Walnut)

Printed in attractively grained imitation of Walnut finish. Perfect for modern enameled stoves.

SQUARE (Factory No. 125)

Size, in.	24x24	26x26	28x28	30x30	32x32	35x35
W't doz., lbs.	35	40	45	53	59	71
Lots of 1/4 dz *		M2526B0	M2528B0	M2530B0	M2532B0	
Each		1.00	1.19	1.29	1.49	
Pkg. of 1 dz *	F2524B2	M2526B2	M2528B2	M2530B2	M2532B2	F2535B2
Each	\$0.89★	*	*	*	*	2.79★

★Items Marked Thus ★ Are Shipped From Factory Only.

* Wholesale Price to Dealer Reduced Because of Lower Handling Cost of Larger Quantity

Prices Net F.O.B. Chicago, Add Freight to _____



Crystal

AMERICAN WOOD-LINED STOVE BOARDS

Best quality full weight IC tin plate, one piece face, with smooth pressed corners. These wood lined boards have half inch two-ply lining of kiln dried white pine, which will not warp. Full Dimensions Are Shown. Printing and finishing of highest quality.

Crystal

The old favorite crystallized finish, scroll design, with mottled background, printed in black.



Wood-Grained

SQUARE (Factory No. 80)

Size, in.	24x24	26x26	28x28	30x30	33x33	36x36
W't doz., lbs.	96	115	131	147	178	212
Lots of 1/2 dz *		M8026B0	M8028B0	M8030B0	M8033B0	M8036B0
Each	\$.....	1.79	1.98	2.19	2.79	3.25
Pkg. of 1/2 dz *	F8024B2	M8026B2	M8028B2	M8030B2	M8033B2	M8036B2
Each	\$1.45★	*	*	*	*	*

OBLONG (Factory No. 90)

Size, in.	18x24	18x30	24x36	26x32	28x34	30x38	32x42
W't doz., lbs.	75	98	148	186	157	184	218
Pkg. of 1/2 dz *	F901B0	F902B0	F905B0	F907B0	F908B0	F9010B0	F9011B0
Each	\$1.29★	1.49★	2.19★	2.19★	2.25★	2.89★	3.19★

Wood Grained—Square

Printed in attractively grained imitation of the Mahogany or Walnut finishes. Perfect for modern enameled stoves.

Size, in.	24x24	26x26	28x28	30x30	33x33	36x36
W't doz., lbs.	96	115	131	147	178	212

Walnut (Factory No. 120)

Lots of 1/2 dz *		M1226B0	M1228B0	M1230B0	M1233B0	M1236B0
Each	\$.....	1.98	2.19	2.75	2.98	3.49
Pkg. of 1/2 dz *	F1224B2	M1226B2	M1228B2	M1230B2	M1233B2	M1236B2
Each	\$1.49★	*	*	*	*	*

Mahogany (Factory No. 100)

Pkg. of 1/2 dz *	F1024B2	F1026B2	F1028B2	F1030B2	F1033B2	F1036B2
Each	\$1.49★	1.89★	1.98★	2.25★	2.79★	3.25★

Wood Grained—Oblong

Printed in attractively grained imitation of the Mahogany or Walnut finishes. Perfect for modern enameled stoves.

Size, in.	18x24	18x30	24x36	26x32	28x34	30x38	32x42
W't doz., lbs.	75	98	148	186	157	184	218

Walnut (Factory No. 130)

Lots of 1/2 dz *				M130-26B0	M130-28B0	M130-30B0	M130-32B0
Each	\$.....			2.25	2.50	3.00	3.50
Pkg. of 1/2 dz *	F130-18B2	F130-118B2	F130-24B2	M130-26B2	M130-28B2	M130-30B2	M130-32B2
Each	\$1.49★	1.65★	2.19★	*	*	*	*

Mahogany (Factory No. 110)

Pkg. of 1/2 dz *	F110-18B2	F110-118B2	F110-24B2	F110-26B2	F110-28B2	F110-30B2	F110-32B2
Each	\$1.49★	1.65★	2.19★	2.19★	2.39★	2.89★	3.35★

HALF DOZEN IN A CASE

★Items Marked Thus ★ Are Shipped From Factory Only.

* Wholesale Price to Dealer Reduced Because of Lower Handling Cost of Larger Quantity

Prices Net F.O.B. Chicago, Add Freight to _____

COAL HODS

Hibbard



Heavy (Hot-Dipped) Galvanized, Red Band

Superior quality, 26 gauge steel, with ornamental striped band, square lip, large wrought ears, riveted to body, half oval bail, and riveted hand-grip.

Length, in.	17	18
W't per doz., lbs.....	42	48
Lots of ½ dz *	M67B0	M68B0
Each	\$1.00	1.00
Pkg. of ½ dz *	M67B4	M68B4



Enameled Walnut, Dark Band

A new and attractive finish, for use with modern Heaters. Beautiful Walnut Brown, with contrasting stripe. Riveted ears, one-piece body, 29 gauge steel, large back handle, half oval bail, extra strong double seamed bottom, corrugated foot, labeled.

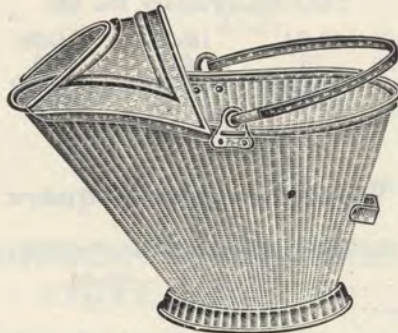
The Coal Hod with Sales Appeal

Length 17 in., w't per doz. 32 lbs.

MW17B0 —Lots ½ dz *	each \$0.75
MW17B2 —Pkg. ½ dz *	

Our coal hods, both galvanized and japanned, represent the last word in careful construction and high quality. Bottoms are securely seamed to body, ears are riveted (not spot welded) insuring maximum strength. Sizes are full and capacities are maximum. Customers who have been disappointed by undersized, light weight hods of certain manufacture, will gladly note the quality contrast afforded by hods from Hibbard's.

Standard Funnel



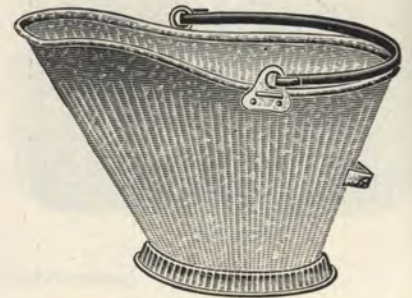
Improved funnel pattern, best 29 gauge corrugated steel, half oval steel bails.

Heavy Galvanized After, 29 Gauge

Length 17 in., w't doz. 36 lbs.

M717B9 —Lots ½ dz *	each \$0.75
M717B0 —Pkg. ¼ dz *	
M717B2 —Lots ½ dz *	

Standard Open



Open Corrugated

Our fastest-selling, popular-priced hod, strong and well constructed, made of 29 gauge corrugated steel, half-oval painted bail, riveted ears.

Galvanized Before Made, 29 Gauge

Lgth, in.	16	17	18	20
W't doz., lbs.	30	33	36	39
Lots ½ dz *	M16B9	M17B9	M18B9	M20B9
Each	\$0.59	.59	.59	.79

Pkg. ½ dz * **M16B0 M17B0 M18B0 M20B0**

Lots 1 dz * **M16B2 M17B2 M18B2 M20B2**

Heavy Galvanized After, 29 Gauge

Length, in.	17	18	20
W't doz., lbs...	37	40	43
Lots ½ dz * ...	M617B9	M618B9	M620B9
Each	\$0.75	.75	1.00

Pkg. ½ dz * ... **M617B0 M618B0 M620B0**

Lots 1 dz * ... **M617B2 M618B2 M620B2**

Black Japanned, 29 Gauge

Length, in.	15	16	17
W't doz., lbs...	25	28	30
Lots ½ dz * ...	M115B9	M116B9	M117B9
Each	\$0.50	.50	.50

Pkg. ½ dz * ... **M115B0 M116B0 M117B0**

Lots 1 dz * ... **M115B2 M116B2 M117B2**

* Wholesale Price to Dealer Reduced Because of Lower Handling Cost of Larger Quantity

Prices Net F.O.B. Chicago, Add Freight to _____

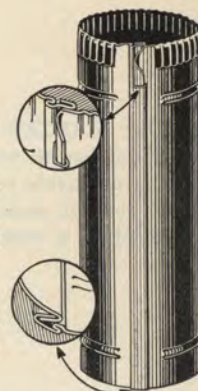
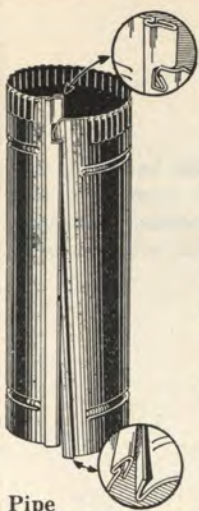
NESTED STOVE PIPE

Our Own Quality Brands—Outside Lock

All our **Hibbard** (26 ga.) and **CRUSO** (28 ga.) Pipe is full honest gauge, made of well-finished, double-blued steel, and has our popular outside double lock (the Ohio-Buckeye type), running entire length of seam, with notched top for greater security. Seam is on outside of joint, so pipe is smooth on inside.

Pipe may be cut without destroying lock. Easy to put together, and when seam is closed, Pipe positively cannot collapse or open. Closes to exact full size, and when used with our elbows and fittings, a secure and neat-appearing job is assured.

Packed in a steel-capped fibre drum, for safe transportation and storage.



Pipe Ready for Locking

Pipe Assembled.

Hibbard 26 Ga. Blued

Extra Heavy—Now and Always Our Best Seller

Full Joints, 24 In. Long

Diameter, in.	5	6	7
W't, 100 jts., about lbs.	218	257	297
Drum of 25 jts. *	M265B2	M266B2	M267B2
Joint	\$0.19	.25	.29

Quarter Joints, 6 In. Long

Diam. 6 in., w't, 100 jts., about 64 lbs.

M266½B2 —Drum of 25 jts. *	joint \$0.10
---	--------------

Half Joints, 12 In. Long

Diameter, in.	6	7
W't, 100 jts., about, lbs.	128	148
Drum of 25 jts. *	M266½B2	M267½B2
Joint	\$0.15	.15

Three-Quarter Joints, 18 In. Long

Diam. 6 in., w't, 100 jts., about 188 lbs.

M266¾B2 —Drum of 25 jts. *	joint \$0.19
---	--------------

Taper Joints, 24 In. Long

With Crimp on the 6 Inch End

Diam. 7 to 6 in., w't, 100 jts., about 277 lbs.

M2676B2 —Drum of 25 jts. *	joint \$0.29
---	--------------

Range Joints

Diam. 7 in., extra long, to extend from the stove up through the warming closet.

28 in. long, w't, 100 jts. about 330 lbs.

M2628B2 —Drum of 10 jts. *	joint \$0.39
---	--------------

30 in. long, w't, 100 jts., about 355 lbs.

M2630B2 —Drum of 10 jts. *	joint \$0.39
---	--------------

Cruso 28 Ga. Galvanized

The same high quality and the same outside double lock as our CRUSO Blued Pipe. Suitable for gas stoves, and for use in basements and other damp places. Also used for tank heaters.

Full Joints, 24 In. Long

Diameter, in.	3	4	5	6
W't, 100 jts., about lbs. ..	115	149	181	214
Drum of 25 jts. *	M184B0	M185B0
Joint	\$0.29	.35
Drum of 25 jts. *	F183B0	F184B0	F185B0	F186B0
Joint	\$0.25★	*	*	.40★

*Items Marked Thus ★ Are Shipped from Factory Only

Cruso 28 Ga. Blued

Sturdy Quality at a Moderate Price

Full Joints, 24 In. Long

Diam., in.	3	4	5	6	7
W't, 100 jts., about, lbs. ...	115	149	181	214	248
W't per drum, lbs.	42	45	47	55	63
Drum 25 jts. *	M283B1	M284B1	M285B1	M286B1	M287B1
Joint	\$0.15	.19	.19	.20	.23

Half Joints, 12 In. Long

Diameter, in.	6	7	7 to 6
W't, 100 jts., about, lbs.	107	124	116
Drum of 25 jts. *	M286½B1	M287½B1	M2876½B1
Joint	\$0.15	.15	.15

Taper Joints, 24 In. Long

With Crimp on the 6 Inch End

Diam. 5 to 6 in.; w't, 100 jts., about 197 lbs.

M2856B1 —Drum of 25 jts. *	joint \$0.23
---	--------------

Diam. 7 to 6 in., w't, 100 jts., about 231 lbs.

M2876B1 —Drum of 25 jts. *	joint \$0.25
---	--------------

Peerless, 30 Ga. Blued

Our Reliable Competition Quality, but Light Weight

Full Joints, 24 In. Long

Diam., in.	3	4	5	6	7
W't 100 jts., about, lbs.	92	119	145	171	198
Drum 25 jts. * ..	M303B0	M304B0	M305B0	M306B0	M307B0
Joint	\$0.15	.15	.19	.19	.20

Half Joints, 12 in. Long

6 in. diam., w't 100 jts., about 85 lbs.

M306½B0 —Drum of 25 jts. *	joint \$0.15
---	--------------

Taper Joints, 24 In. Long

With Crimp on the 6 Inch End

Diam. 7 to 6 in., w't 100 jts., about 184 lbs.

M3076B0 —Drum of 25 jts. *	joint \$0.23
---	--------------

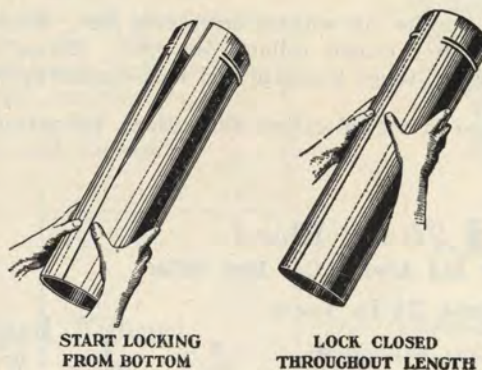
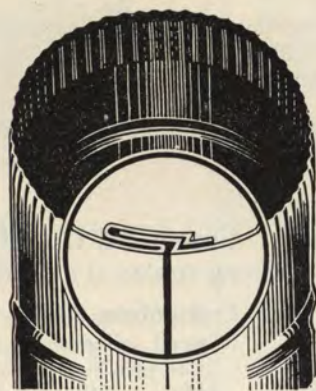
* Wholesale Price to Dealer Reduced Because of Lower Handling Cost of Larger Quantity

Prices Net F.O.B. Chicago. Add Freight to _____

NESTED STOVE PIPE

Master-Lock (Inside Lock)

Our MASTER-LOCK PIPE is full, honest gauge and of superior finish. Seam runs full length of joint. Can be cut to any fractional length without injuring lock. No tools whatever required. Positively self-locking. Cannot collapse or expand in use. Fold is on inside of joint, the outside of the pipe is perfectly smooth. Will positively not straighten out. Start locking at bottom. Insert point in opposite fold. Slide hands to top as lock closes, always exerting inward pressure to spring the joint into oval shape. Packed in a steel-capped fibre drum, for safe transportation and storage.



Master-Lock, 28 Ga. Blued

Standard Quality at a Moderate Price

Full Joints, 24 In. Long

Diam., in.	3	4	5	6	7
W't 100 jts., about, lbs.	115	149	181	214	248
Drum 25 jts. * ..	MK83B1	MK84B1	MK85B1	MK86B1	MK87B1
Joint	\$0.15	.15	.19	.25	.29

Half Joints, 12 In. Long

Diam. 6 in., w't 100 jts., about 107 lbs.

MK86½B1—Drum of 25 joints * joint \$0.15

Taper Joints, 24 In. Long

With Crimp on the Small End

Diam. 7 to 6 in., w't 100 jts., about 231 lbs.

MK876B1—Drum of 25 joints * joint \$0.25

Master-Lock, 29 Ga. Blued

(FACTORY ONLY)

Our Reliable Competition Quality, Light Weight

Full Joints, 24 In. Long

Diam., in.	3	4	5	6	7
W't 100 jts., about, lbs.	103	134	163	192	223
Drum 25 jts. * ..	FK293B0	FK294B0	FK295B0	FK296B0	FK297B0
Joint	\$0.15★	.15★	.19★	.25★	.29★

Master-Lock, 30 Ga. Blued

Full Joints, 24 In. Long

Diam., in.	3	4	5	6	7
W't 100 jts., about, lbs.	92	119	145	171	198
Drum of 25 jts. * ..	MK303B0	MK304B0	MK305B0	MK306B0	MK307B0
Joint	\$0.15	.15	.15	.19	.25

Half Joints, 12 In. Long

6 in. diam., w't 100 jts., about 85 lbs.

MK306½B0—Drum of 25 joints * joint \$0.15

Taper Joints, 24 In. Long

With Crimp on the Small End

Diam. 7 to 6 in., w't 100 jts., about 184 lbs.

MK3076B0—Drum of 25 joints * joint \$0.25

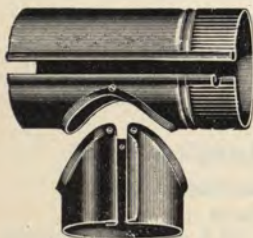
Master-Lock, 31 Ga. Blued

Full Joints, 24 In. Long

(FACTORY ONLY)

Diam., in.	3	4	5	6
W't 100 jts., about, lbs.	81	104	127	150
Drum of 25 joints * ..	FK313B0	FK314B0	FK315B0	FK316B0
Joint	\$0.15★	.15★	.15★	.19★

STOVE PIPE TEE JOINTS



Handy Nested—28 Gauge

With double flange joint, good quality blued steel.

Shipped knocked down and takes nested freight rate. Easy to assemble.

6 in. diam., 12 in. long with 6 in. stem, w't per doz. 13 lbs.

M60B2—Lots of 12 *
joint \$0.45

Made-Up—28 Gauge

Good quality blued steel, uniform color, securely riveted, with 24 in. long Main Pipe, and 4 in. long Short Stem Pipe. Main Pipe is always 6 in. diameter.

Diam. short pipe, in.	3	4	6
W't per 100 joints, lbs.	220	225	235
Pkg. of 6 *	M300B0	M400B0	M600B0
Joint	\$0.45	.45	.45

★Items Marked Thus ★ Are Shipped from Factory Only

* Wholesale Price to Dealer Reduced Because of Lower Handling Cost of Larger Quantity

Prices Net F.O.B. Chicago, Add Freight to _____

STOVE PIPE ELBOWS

Corrugated One-Piece



Extra quality, uniform blued steel, full weight 26 gauge.

One piece of metal, very deeply corrugated, and extra strong. **Hibbard** elbows are riveted, insuring perfect size, with no chance for expansion. 2½ in. ends.

Made in the same factory as our **Hibbard** pipe, and will fit our pipe, or any standard full size pipe perfectly.

Hibbard Blued

Diam., in.	5	6	7
W't doz., lbs.	14	19	25
Pkg. of 1 dz *	M755B2	M756B2	M757B2
Each	\$0.23	.23	.25
Lots of 12 dz (asst'd) *	F755B0	F756B0	F757B0

Cruso Blued

A carefully made and thoroughly reliable elbow, full 28 gauge, blued steel, with 2½ in. ends, deeply corrugated and strong. Full size and will fit standard pipes perfectly.

The improved lap fastening makes a strong easy fitting elbow, true to size and angle.

Diam., in.	3	4	5	6	7
W't doz., lbs.	6	8½	12	16	21
Pkg of 1 dz *	M353B1	M354B1	M355B1	M356B1	M357B1
Each	\$0.15	.19	.19	.19	.23
Lots of 12 dz (asst.) *	F353B0	F354B0	F355B0	F356B0	F357B0

Peerless Blued

A good value competition elbow, corrugated, one-piece, full 30 gauge blued steel.

Diam., in.	3	4	5	6	7
W't doz., lbs.	4½	7	10	13	17
Pkg. of 1 dz * ...	M853B0	M854B0	M855B0	M856B0	M857B0
Each	\$0.15	.15	.15	.19	.19
Lots of 12 dz (asst.) *	F853B0	F854B0	F855B0	F856B0	F857B0

★Items Marked Thus ★ Are Shipped from Factory Only

Adjustable



Extra heavy, 26 gauge, double blued special smooth steel.

Deep double beading at the joints makes these elbows adjust freely, and at the same time hold as securely as if made of one piece.

Hibbard elbows are of the highest quality, and go well with the best grades of stove pipe.

Hibbard Blued

Extra Long, 4 in. Ends—Cartoned

Diam., in.	6	7
W't doz., lbs.	18	22
Pkg. of 1 dz *	M726B2	M727B2
Each	\$0.35	.39
Lots of 12 dz (asst.) *	F726B0	F727B0

Hibbard Blued

Regular, 2 in. Ends—Bundled

Diam., in.	5	6	7
W't doz., lbs.	13	16	20
Pkg. of 1 dz *	M735B2	M736B2	M737B2
Each	\$0.25	.25	.29
Lots of 12 dz (asst.) *	F735B0	F736B0	F737B0

Cruso Blued

Good quality, 28 gauge, 2 in. ends, blued steel, well made, easy to adjust and very strong. One of our leading sellers, due to exceptional merit at an attractive price.

Diam., in.	3	4	5	6	7
W't doz., lbs.	5	7	10	13	16
Pkg. 1 dz *	M233B1	M234B1	M235B1	M236B1	M237B1
Each	\$0.19	.19	.23	.25	.25
Lots of 12 dz (asst.) *	F233B0	F234B0	F235B0	F236B0	F237B0

Cruso Galvanized


28 gauge, four-piece, riveted, suitable for basement stoves, tank-heaters, or any use where dampness is found.

Diam., in.	3	4	5	6
W't doz., lbs.	5	7	10	13
Pkg. of 1 dz *		M134B1	M135B1
Each	\$....	.35	.39
Lots of 12 dz (asst.) * ..	F133B0	F134B0	F135B0	F136B0
Each	\$0.33★	*	*	.49★

* Wholesale Price to Dealer Reduced Because of Lower Handling Cost of Larger Quantity

Prices Net F.O.B. Chicago, Add Freight to _____

STOVE PIPE AND ELBOWS



A very beautifully finished line, for use with high grade gas stoves. 28 gauge best open hearth steel, smoothly polished, plated and burnished. Not recommended for use on coal stoves, or where heat comes in contact with pipe.

CHROMIUM PLATED STOVE PIPE

Full Joints—24 in. Long

Diam., in.	3	4
W't doz. jts., lbs.	16	21
Open Stock	F943B9	F944B9
Per joint	\$0.75★	.80★
Pkg. of 1 dz *	F943B2	F944B2

Half Joints—12 in. Long

Diam., in.	3	4
W't doz. jts., lbs.	9	11½
Open Stock	F943½B9	F944½B9
Per joint	\$0.45★	.50★
Pkg. of 1 dz *	F943½B2	F944½B2

Quarter Joints—6 in. Long

Diam., in.	3	4
W't doz. jts., lbs.	4½	6½
Open Stock	F943¼B9	F944¼B9
Per joint	\$0.30★	.35★
Pkg. of 1 dz *	F943¼B2	F944¼B2



Chromium Plated Adjustable Elbows

Diam., in.	3	4
W't doz., lbs.	6½	9½
Open Stock	F9443B9	F9444B9
Per joint	\$0.45★	.50★
Pkg. of 1 dz *	F9443B2	F9444B2

NICKEL PLATED STOVE PIPE

Full Joints—24 in. Long

Diam., in.	3	4
W't doz. jts., lbs.	16	21
Open Stock	F343B9	F344B9
Per joint	\$0.60★	.65★
Pkg. of 1 dz *	F343B2	F344B2

Half Joints—12 in. Long

Diam., in.	3	4
W't doz. jts., lbs.	9	11½
Open Stock	F343½B9	F344½B9
Per joint	\$0.40★	.45★
Pkg. of 1 dz *	F343½B2	F344½B2

Quarter Joints—6 in. Long

Diam., in.	3	4
W't doz. jts., lbs.	4½	6½
Open Stock	F343¼B9	F344¼B9
Per joint	\$0.25★	.30★
Pkg. of 1 dz *	F343¼B2	F344¼B2



Chromium Plated Collars
10 in. Diameter

Diam. hole, in.	3	4
W't doz., lbs.	5	4½
Open Stock	F93B9	F94B9
Per joint	\$0.40★	.40★
Pkg. of 1 dz *	F93B2	F94B2

Nickel Plated Collars
10 in. Diameter

Diam. hole, in.	3	4
W't doz., lbs.	5	4½
Open Stock	F33B9	F34B9
Per joint	\$0.35★	.35★
Pkg. of 1 dz *	F33B2	F34B2

★Items Marked Thus ★ Are Shipped from Factory Only

ROOF SADDLES

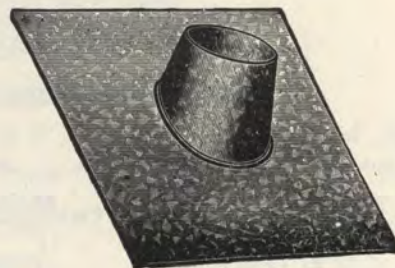


Rain-proof Roof Outlets for stove pipe, for use where no regular chimney is available.

TOP OR COMB PATTERN

Galvanized sheet steel taper collar, suitable for Quarter, Third or Half pitch. 28 ga., 6 in., 18x18 in. base. W't doz. about 34 lbs.

M60B0—Pkg. ½ dz *each	\$0.60
M60B2—Pkg. 1 dz *each	\$0.60



SIDE PATTERN

Stock Items

Galvanized sheet steel, taper collar, suitable for Quarter, Third or Half pitch.

29 gauge, 6 in., 14x16 inch base. W't doz. about 18 lbs.

M61B0—Pkg. ½ dz *each	\$0.50
M61B2—Pkg. 1 dz *each	\$0.50

28 ga., 6 in., 18x18 in. base. W't doz. about 26 lbs.

M62B0—Pkg. ½ dz *each	\$0.60
M62B2—Pkg. of 1 dz *each	\$0.60

Factory Items

F60B1—28 gauge, 6 inch, 18x18 in. base. W't doz. about 34 lbs.

F62B1—28 gauge, 6 inch, 18x18 in. base. W't doz. about 26 lbs.

F330B1—30 gauge, 3 inch, 10x12 in. base. W't doz. about 16 lbs.

F430B1—30 gauge, 4 inch, 10x12 in. base. W't doz. about 17 lbs.

F530B1—30 gauge, 5 inch, 12x14 in. base. W't doz. about 18 lbs.

F629B1—30 gauge, 6 inch, 14x16 in. base. W't doz. about 20 lbs.

Pkg. of 1 dz *

* Wholesale Price to Dealer Reduced Because of Lower Handling Cost of Larger Quantity

Prices Net F.O.B. Chicago, Add Freight to _____

Galvanized Furnace Pipe and Elbows



Nested Pipe

Full-weight galvanized steel with double lock running full length of the seam. May be cut at any point, without damaging the locking feature. When the seam is closed, the pipe is exact in size, and cannot collapse or expand. Very easy to put together.

24 Gauge, 24 In. Regular Joints

Diam., in.	7	8	9	10
W't doz. joints, lbs.	51	57	64	71
Bdles of 1 dz *	M47B1	M48B1	M49B1	M410B1
Joint	\$0.75	.79	.85	.98

24 Ga., 30 In. (Long) Joints

Diam., in.	8	9
W't doz., jts, lbs	72	80
Bdles of 1 dz * .	M58B1	M59B1
Joint	\$0.98	1.09

24 Ga., 12 In. (Half) Joints

Diam., in.	8	9
W't doz., jts, lbs	29	32
Bdles of 1 dz * .	M48½B1	M49½B1
Joint	\$0.45	.49

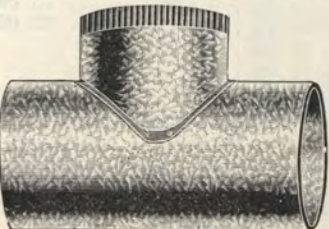
26 Gauge, 24 In. Regular Joints

Diam., in.	6	7	8	9
W't doz. joints, lbs.	34	40	45	50
Bdles of 1 dz *	M66B1	M67B1	M68B1	M69B1
Joint	\$0.49	.59	.65	.69

26 Gauge., 12 In. (Half) Joints

Diam., in.	7	8	9
W't doz. joints, lbs.	20	23	25
Bdles of 1 dz *	M67½B1	M68½B1	M69½B1
Joint	\$0.29	.35	.39

Made-Up Tees



Full Weight Galvanized Steel, securely riveted, with 15 in. long Main Pipe and 4 in. Short (or Stem) Pipe.

24 Gauge

Diam., in.	7x7	8x8	9x9	10x10
W't doz., lbs.	44	48	58	68
Bdle. of ½ dz *	F477B1	M488B1	M499B1	F4110B1
Each	\$0.49★	.59	.69	.79★

26 Gauge

Diam., in.	7x7	8x8	9x9	10x10
W't doz., lbs.	39	42	49	56
Bdle. of ½ dz *	F577B1	M588B1	M599B1	F5110B1
Each	\$0.39★	.49	.69	.75★

WIRED ONE-THIRD DOZEN IN BUNDLE. CRATING AT COST IF REQUIRED

★Items Marked Thus ★ Are Shipped from Factory Only



Adjustable Elbows

Full-weight galvanized steel, prime quality, tightly coated, and free from scale. Four-piece, riveted. A strong, deeply double-seamed elbow, which does not come apart, but which adjusts smoothly and easily to desired position.

90 DEGREE—FOUR PIECE

24 Gauge

Diam., in.	7	8
W't doz., lbs.	28	34
Bdles of 1 dz *	M457B1	M458B1
Each	\$0.65	.69

Diam., in.	9	10
W't doz., lbs.	40	46
Bdles of ½ dz *	M459B1	M4510B1
Each	\$0.79	.89

26 Gauge

Diam., in.	6	7	8
W't doz., lbs.	18	22	26
Bdles of 1 dz *	M556B1	M557B1	M558B1
Each	\$0.50	.59	.65

Diam. 9 in., w't doz. 31 lbs.

M559B1—Bdle of ½ dz *each \$0.69

Adjustable Elbows (Angles)

45 DEGREE



TWO PIECE

24 Gauge

Diam., in.	8	9	10
W't doz., lbs.	18	21½	27
Bdles of ½ dz *	M1458B1	M1459B1	M1460B1
Each	\$0.19	.19	.19

26 Gauge

Diam., in.	7	8	9
W't doz., lbs.	18½	15½	18
Bdles of ½ dz *	M1557B1	M1558B1	M1559B1
Each	\$0.15	.15	.15

* Wholesale Price to Dealer Reduced Because of Lower Handling Cost of Larger Quantity

Prices Net F.O.B. Chicago, Add Freight to _____

Flue Brushes



Pilley

Made entirely of steel and spring tempered wire, has the handle securely riveted to the brush, so that it can not break or pull off. Adaptable for cleaning the sections in all makes of boilers, hot water and steam heaters.

Width, in.	4½	3
Length, in.	5	5
Thickness, in.	1½	2½
W't doz., lbs.	9	9
Nos.	D660E0	D663E0
Each	\$1.39	1.39

ONE IN A CARTON



Round, without handle, fine round tempered steel wire. Used in cleaning the openings in all tubular boilers. Made according to standard FLUE sizes. For instance, when ordering a 3-inch brush, a brush will be shipped which fits a 3-inch flue, although the brush will measure only 2½ in. in diameter. Equipped with ½ in. pipe nipple.

Diam., in.	2	2½	3
W't doz., lbs.	3½	4	5
Lots ½ dz * ..	D610E0	D612E0	D613E0
Each	\$0.35	.39	.45

Diam., in.	3½	4
W't doz., lbs.	5½	5½
Lots of ½ dz * ..	D615E0	D616E0
Each	\$0.49	.59

LOOSE

Furnace Brushes




Brush fine quality tempered black steel wire, chemically treated to prevent rust. Stem wire No. 10 galvanized steel. For warm air furnaces. 6 in. long by 4½ in. diam. in brush part, 5½ ft. overall, w't doz. 9½ lbs.

D124E0 —Open Stock	each \$0.35
M124E0 —Lots ½ dz * ..	
M124E2 —Lots 1 dz * ..	

LOOSE

Flexible Wire Handle Flue Brush



Withstands heat, made of fine, round, tempered steel wire. Diam. of brush 3 in., length 4 in., with 4 ft. twisted wire handle, w't doz. 8½ lbs.

D611E0 —Lots ½ dz *	each \$0.39
----------------------------------	-------------

LOOSE

Oval Flat Wire Flue Brush




For Argo No. 1 Ideal Boiler and other small hot water boilers 3½ x 1½ in., brush 4 in. long, w't doz. 4 lbs.

D3252E0	each \$0.49
----------------------	-------------

LOOSE

Boiler Brushes



Fine round steel wire, ¼ in. pipe nipple, for cleaning hot water or steam boilers, size 4½ in. wide, 4 in. long, 1½ in. thick, w't doz. 6 lbs.

D1900E1 —Lots ½ dz *	each \$0.59
-----------------------------------	-------------

LOOSE



Fine round steel wire, ¼ in. pipe nipple, for cleaning hot water or steam boilers, size 4½ in. wide, 6 in. long, 1½ in. thick, w't doz. 7 lbs.

D1903E1 —Lots ½ dz *	each \$0.65
-----------------------------------	-------------

LOOSE

Flue Brushes

Ruggles

Tool steel blades. No screws or rivets, made of




best material, light, strong and simple. Cutters arranged so as to be always in direct contact with the metal of the flues, will override any irregularities of the tubes such as blisters and welds. Blades long shearing cut with a tendency like a plane to work in deeper, knives always sharp. Size given is outside diam. of boiler flue for which cleaner is intended, all boiler brushes being described by outside diam. of flue.

In.	1½	1½	1½	2
W't doz., lbs.	4	4½	6	7
Nos.	D0E0	D1E0	D2E0	D3E0
Each	\$2.00	2.00	2.00	2.00

In.	2½	3	4
W't doz., lbs.	9	12	30
Nos.	D4E0	D5E0	D6E0
Each	\$2.50	3.00	4.25

LOOSE



Engineer's Favorite

Substantial, entirely of steel and iron. By turning rod or handle, ends contract until it will pass into flue, then by turning handle in opposite direction, it gradually expands until it fits tube perfectly. Size for the outside diam. of flue.

Diam., in.	2	2½	3
W't doz., lbs.	17	23	32
Nos.	D570E0	D572E0	D573E0
Each	\$1.50	1.80	2.15

Diam., in.	3½	4
W't doz., lbs.	39	51
Nos.	D575E0	D576E0
Each	\$2.50	2.89

LOOSE

Munsell's Stove Mica



One Sheet in an Envelope

No. **D765E0**—No. 2 Wyoming Sheet Mica.

In.	Per Sheet	In.	Per Sheet
2 x 3	\$0.04	3 x 5	\$0.17
2 x 3½	.05	3½ x 3½	.15
2 x 4	.06	3½ x 4	.17
2½ x 2½	.05	3½ x 4½	.20
2½ x 3	.06	3½ x 5	.22
2½ x 3½	.07	4 x 4	.20
2½ x 4	.09	4 x 5	.25
3 x 3	.09	4 x 6	.35
3 x 3½	.11	5 x 7	.60
3 x 4	.14		

No. **D766E0**—No. 1 North Carolina Sheet Mica.

In.	Per Sheet	In.	Per Sheet
2 x 3	\$0.04	3½ x 3½	\$0.15
2 x 3½	.05	3½ x 4	.17
2 x 4	.06	3½ x 4½	.20
2½ x 3	.06	3½ x 5	.22
2½ x 3½	.07	4 x 4	.20
2½ x 4	.09	4 x 5	.25
3 x 3	.09	4 x 6	.35
3 x 3½	.11	5 x 7	.60
3 x 4	.14		

Quarter Pound Packages

No. D1E0 —North Carolina Mica		No. D2E0 —Wyoming Mica	
	Per Lb.		Per Lb.
2 x 3	\$ 7.25	3 x 3	\$12.00
2½ x 3	9.50	3 x 3½	13.00
2½ x 3½	10.75	3 x 4	15.00
3 x 3	12.00		
3 x 4	15.00		
3½ x 3½	15.00		
4 x 5	18.00		

Munsell's Mica Assortments In Convenient Display Box

Popular Sizes—One Sheet in Envelope

Assortment consists of:

25 sheets.....2 x 3	25 sheets.....2½ x 3½
15 sheets.....2 x 3½	25 sheets.....2½ x 4
15 sheets.....2 x 4	25 sheets.....3 x 3
25 sheets.....2½ x 2½	25 sheets.....3 x 3½
25 sheets.....2½ x 3	25 sheets.....3 x 4

Clear selected North Carolina No. 1 Mica. W't asst. approx. 2½ lbs.

D491E3.....assortment \$.....

Good quality Wyoming Mica.

W't asst. approx. 2½ lbs.

D492E3.....assortment \$.....

* Wholesale Price to Dealer Reduced Because of Lower Handling Cost of Larger Quantity

Prices Net F.O.B. Chicago, Add Freight to

Tropic Air Moistener



It's the Wick That Does the Trick

The special wick draws the water from the container increases (many times) the evaporating surface, may be used with either steam or hot water radiators, and does not interfere with radiators covers. It is neat in appearance and easy to clean or fill. Equip every room with a "Tropic" Air Moistener.

	Aluminum		Bronze	
Size, in. . .	14	24	14	24
W't doz., lbs.	20	35	20	35
Open St'k.	D494E9	D495E9	D496E9	D497E9
Each	\$0.50	.59	.50	.59

Lots 1 dz * **D494E0** **D495E0** **D496E0** **D497E0**

Extra Asbestos Wicks

For D494E0 and D496E0—Length 14 in. W't doz. 1½ lbs.
D814E½—Open Stockeach \$0.15
D814E9—Pkg. ½ dz *

For D495E0 and D497E0—Length 24 in. W't doz. 2½ lbs.
D824E½—Open Stockeach \$0.15
D824E9—Pkg. ½ dz *

Buddington Humidifier



Placed on top of the radiator coils or registers and the heated air is drawn through moisture laden wicks which forces rapid evaporation and it is this moist air which is circulated throughout the room.

Length	14	18	28	36
Width	8½	9½	9½	9½
Depth	2	3	3	3
W't each, lbs.	1½	3½	5	7

Gold Bronze Finish

Nos.	D4E0	D6E0	D9E0	D10E0
Each	\$2.50	2.75	4.00	5.00

Aluminum Finish

Nos.	D5E0	D7E0	D8E0	D11E0
Each	\$2.50	2.75	4.00	5.00


ONE IN A BOX

Extra Wicks

Inches	14	18	28	36
Nos.	D14E½	D18E½	D28E½	D36E½
Pair	\$0.39	.39	.69	.69

ONE PAIR IN A BOX

**Air Moistener
For Steam or Hot Water Radiators**



Made of galvanized iron, 12½ in. wide x 9½ in. deep, 2 in. opening. Two adjustable hooks to fit any radiator, aluminum or bronze, w't per doz. 23 lbs.

Aluminum

D3AE0 —Open stock	each	\$0.35
H3AE0 —Pkg. 1 dz *		

Gold Bronze

D3BE0 —Open stock	each	\$0.35
H3BE0 —Pkg. 1 dz *		

Ash Sifters



Stained Wood Frame

Black Wire

Size 12x14 in. W't doz. 24 lbs.

H5E0 —Pkg. ½ dz *	each	\$0.35
--------------------------	------	--------

Galvanized Wire

Size, in.	12x14	14x16
W't per doz., lbs.	29	40
Open Stock	HH10E0	HH11E0
Each	\$0.45	.49

Pkg. ½ dz *	H10E0	H11E0
-------------	--------------	--------------



Champion

Blade 8½x14 in., 36 in. straight handle, double tinned, rustproof, strong, well riveted and electro welded, w't per doz. 40 lbs.

H2E0 —Lots ½ dz *	each	\$1.00
--------------------------	------	--------

ONE DOZEN IN A BUNDLE



Metallic

Made from one piece of Wire Cloth swedged into shape, bound at the top and bottom with iron and braced with a wire clip which also sustains the handle. No chance to warp or break like the old fashioned wood box sieve; simple, strong and handy.

Diam., 18½ in., depth 4½ in., w't per doz. 115 lbs.

H84E0 —Lots ½ dz *	each	\$0.59
---------------------------	------	--------

NESTED AND PACKED FOUR DOZEN TO A CRATE INCLUDING HANDLES

**Standard Rotary Chimney
Tops**

Cast mounting, hood of heavy galvanized iron, revolves no needle point bearings.

Will respond to the slightest breeze, makes a splendid ventilator, impossible for rain or snow to blow down the chimney. Prevents down draughts, will improve any chimney.



For pipe, in.	6	7	8
W't, doz., lbs.	50	60	70
Nos.	D176E0	D177E0	D178E0
Each	\$2.50	2.75	3.00

For pipe, in.	9	12
W't per doz., lbs.	100	180
Nos.	D179E0	D1712E0
Each	\$3.20	5.00

HALF DOZEN IN A CRATE

Chimney Caps



Cast Iron, Japanned—Legs Are Adjustable

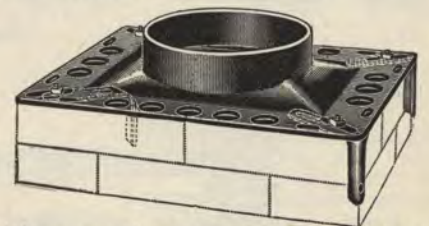
Holds cap in position—will not blow off. No cement or mortar necessary.

BEST, 7 in. collar, 11½x13½ in. flange. For chimneys 12x16 in. to 16x16 in., outside measurement, w't per doz. 140 lbs.

HH110E0 —Open Stock	each	\$1.80
H110E0 —Pkg. of ½ dz *		

BEST, 8 in. collar, 12x16 in. flange. For chimneys 12x16, 16x16, 12x20, 16x20 in., outside measurements, w't per doz. 170 lbs.

HH111E0 —Open Stock	each	\$2.00
H111E0 —Pkg. of ½ dz *		



Adams cast iron, painted black, malleable clips can be adjusted to fit outside or inside. Size of flange 12x16.

Collar, in.	7	8
W't doz., lbs.	108	108
Nos.	H267E0	H268E0
Each	\$1.60	1.60

ONE DOZEN IN A CRATE

* Wholesale Price to Dealer Reduced Because of Lower Handling Cost of Larger Quantity

Prices Net F.O.B. Chicago. Add Freight to

Kirch's Galvanized Thimbles



A deep ridge pressed in towards the center holds pipe firmly in place. Soot and smoke cannot enter the room.

Depth 4 in. Adjustable for 2 Sizes

6 or 7 in., w't per doz. 6½ lbs.

H667E9—Pkg. of 1 dz *each \$0.10

H667E0—Lots of 2 dz *

8 or 9 in. For furnace work, w't per doz. 7½ lbs.

H689E0—Pkg. 1 dz *each \$0.15



Cast iron, depth 4 in., ½ in. flange.

Inches	6	7
W't doz., lbs	34	44
Nos.	H640E0	H740E0
Each	\$0.50	.65

PACKED ONE DOZEN

Boss Adjustable Thimbles



Galvanized. Will adjust to fit 4, 5, 6 and 7 in. flues. Depth 4 in., w't doz. 5½ lbs.

H345E9—Pkg. of 1 dz *each \$0.10

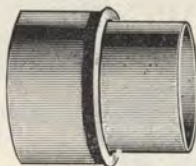
H345E0—Lots of 2 dz *

Reducing Thimbles



Used where flue is different size from the pipe, also where pipe size is different from stove collar. Black Sheet Steel.


Reduces	6 to 3	6 to 4
W't, doz., lbs.....	8	7½
Lots ½ dz *	H83E9	H84E9
Each	\$0.25	.25
Pkg. 1 dz *	H83E0	H84E0



Reduces, in.	7 to 6	6 to 5
W't doz., lbs.....	11	10
Lots of ½ dz *	H167E9	H165E9
Each	\$0.25	.25
Pkg. of 1 dz *	H167E0	H165E0

Stove Pipe Cylinders

Placed in a floor or wall this cylinder prevents fires by insulating the stove pipe, which passes through.



Corrugated adjustable steel head, bright tin body, adjusts two halves together.

For	Wall	Floor
For pipe, in.	6	6
Exten., in.	4 to 7½	6 to 12
W't doz. lbs.....	15	18
Lots of ½ dz *	D64E0	D65E0
Each	\$0.39	.49

For	Wall	Floor
For pipe, in.	7	7
Extend, in.	4 to 7½	6 to 12
W't doz. lbs.....	20	24
Lots of ¼ dz *	D74E0	D75E0
Each	\$0.69	.75

Stove Pipe Collars



Nos. D3 and D4



Nos. D5, D6 and D7

Lacquered brass finish, embossed. Gives finished appearance to stove pipe where it enters wall.


Diam. of hole, in.....	3	4
Outside diam., in.	9½	9½
W't per doz., lbs.....	2½	2
Pkg. of 1 dz *	D3E½	D4E½
Each	\$0.10	.10
Lots of 3 dz *	D3E0	D4E0

Diam. of hole in.....	5	6	7
Outside diam., in.....	8	9½	10½
W't per doz., lbs.....	1½	1½	2
Pkg. of 1 dz *	D5E½	D6E½	D7E½
Each	\$0.05	.05	.07

Pkg. of 6 dz *D5E0 D6E0 D7E0

Stove Pipe Reducers

Used where flue is different size from the pipe, also where pipe size is different from stove collar.



STAR, 7 to 6 in., made of No. 27 smooth blued sheet steel, height 5½ in., w't per doz. 8 lbs.

H7006E9—Lots of ½ dz *each \$0.25

H7006E0—Pkg. of 1 dz *



Uniform blued steel, 28 ga., 7 to 6 in., one piece riveted sides, 7 in. end is oval and fits perfectly over collar of stove. 6 in. end is round and fits stove pipe, height 6½ in., w't per doz. 9½ lbs.

H706E9—Lots of ½ dz *each \$0.25

H706E0—Pkg. of 1 dz *



MECCA lustre polished blue steel, 7 in. oval bottom, 6 in. round top, height 6 in., make reducer useful where flue hole is low, w't per doz. 8½ lbs.

H376E0—Open Stockeach \$0.35

H376E1—Pkg. of 1 dz *

* Wholesale Price to Dealer Reduced Because of Lower Handling Cost of Larger Quantity

Prices Net F.O.B. Chicago, Add Freight to _____

Dampers



New American

New improved design makes this damper easier to install. Improved spindle slips through plate and drops into notch, insuring positive lock.

New improved full tension spring with nicked ferrules that do not fall off while assembling—a time and temper-saving feature.

Reversible plate newly designed, and allows one-piece steel spindle to be easily inserted from either side.

Sharp point of spindle pierces any ordinary stove pipe leaving a clean hole the same size as spindle.

For pipe, in....	3	4	5
W't doz., lbs....	4	5	7
Lots of ½ dz * ..	D203E9	D204E9	D205E9
Each	\$0.15	.15	.15

Lots of 1 dz * ..**D203E0** **D204E0** **D205E0**

For 6 in pipe, w't doz. 10½ lbs.

D206E0—Lots 1 dz *each \$0.19
D206E3—Pkg. 3 dz *

For pipe, in....	7	8	9
W't doz., lbs....	13	18	26
Dozen	S VFJ	HUM	PBM
Each	\$0.25	.39	.55

Lots of 1 dz * ..**D207E0** **D208E1** **D209E1**

For pipe, in.....	10	12
W't doz., lbs.....	28	42
Lots of ¼ dz *	D210E0	D212E0
Each	\$0.75	.80

LOOSE



Hibbard

Reversible plate, steel spindle with sharp point that will pierce any stove pipe.

Bright nickel plated cold handle.

For 6 in. pipe, w't doz. 10½ lbs.

D306E0—Lots 1 dz *each \$0.19
H306E2—Pkg. 3 dz *

Dampers

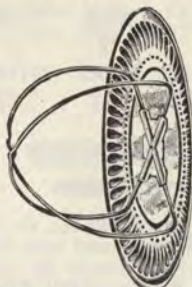


Stover Reversible Red Spindle

Locking device holds blade rigid—one piece red spindle, coiled wire nickel plated grip and spring. For 6 in. pipe, w't per doz. 8½ lbs.

D406E0—Pkg. 1 dz *each \$0.19
H406E2—Pkg. 3 dz *

Flue Stoppers



For 6 in. flues. Faces assorted ivory and green with pictures, edge corrugated, diam. 8½ in. new type, fastening, wires will not punch through. Locks tight, w't per doz. 3 lbs.

H3E9—Pkg. of 1 dz *each \$0.10
H3E0—Pkg. of 2 dz *
H3E2—Lots of 4 dz *

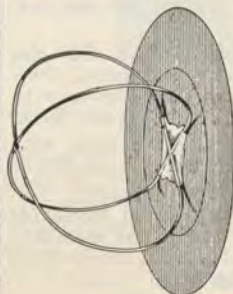
8½ in. face, corrugated, with picture, folding spring wire fastening, for 7 in. flues, w't per doz. 3 lbs.

H2E9—Pkg. of 1 dz *each \$0.10

Brass lacquered with picture, 9½ in. face plate with fasteners for 7 or 8 in. flues, w't per doz. 4½ lbs.



D4E0—Pkg. of 1 dz *each \$0.15



Flat, with picture. Folding spring wire fastening.

Enameled Green or Ivory. Specify Color Wanted

Face 8 in., for 6 in. flues, w't doz. 4 lbs.
D1E9—Pkg. of 1 dz *each \$0.15
D1E0—Lots of 2 dz *

Face 5½ in., for 4 in. flues, w't doz. 2 lbs.
D44E9—Lots 1 dz *each \$0.10
One Dozen Enameled Green and One Dozen Enameled Ivory

Face 5½ in., for 4 in. flues, w't doz. 2 lbs.
D44E0—Pkg. 2 dz *each \$0.10

Flue Stoppers



Pictures are lithographed and washable. Centers are double sheet metal, wires will not punch through. Locks firmly in flue. Diameter 8½ in. Packed 1 doz. ivory, 1 doz. green in carton. W't carton of 2 doz. 8½ lbs.

H30E0—Pkg. 2 dz *each \$0.10

RAU'S PERFECT, brass lacquered front with picture, genuine spring wire fasteners.




8½ in., adjustable to 4, 5, 6 and 7 in. flue openings, w't per doz. 3 lbs.
D15E0—Pkg. of 1 dz. * each\$0.10

Extra large, 9½ in., w't per doz. 4 lbs.

D13E0—Pkg. of 1 dz. * each\$0.15

Prevents gas, smoke, water soot or fire escaping from flue. It is absolutely clean, as it holds soot back 3½ in. from the front.




KIRCH'S, corrugated and lacquered. 8½ in. face, heavy sheet steel cone lock, for 5, 6 or 7 in. flues, w't per doz. 5½ lbs.

D10E0—Pkg. 1 dz *each \$0.15

Stove Pipe Collar Reducers

Completely assembled. Lacquered collar with black sheet steel thimble. Diam. collar 9½ in., w't per doz. 4 lbs.



Size thimble 6 to 3 6 to 4
Pkg. of ½ dz * **H163E9** **H164E9**
Each \$0.15 .15

Stove Pipe Caps



Galvanized iron, prevent rain and wind from blowing down the pipe. Nestable, occupy but small space in store, take a low freight rate.


Size 6 in., for 6 in. pipe, w't doz. 9 lbs.

D960E9—Lots ½ dz *each \$0.29
D960E0—Pkg. 1 dz *

* Wholesale Price to Dealer Reduced Because of Lower Handling Cost of Larger Quantity

Prices Net F.O.B. Chicago, Add Freight to _____

Stove Cover Lifters




IDEAL, 9 in., nickel plated always cold handle with wing, w't per doz. 5 lbs.

D66E9—Pkg. 1 dz *each \$0.10
D66E0—Lots 2 dz *



IDEAL, 8½ in., nickel plated, always cold coil handle, w't per doz. 6 lbs.

D76E9—Pkg. 1 dz *each \$0.10
D76E0—Lots 2 dz *



An extra high grade lifter and will fit perfectly, more different kinds of stoves than other lifters.

10 in. nickel plated, always cold spiral handle with ring, w't per doz. 5½ lbs.

D10E0each \$0.15
PACKED ONE DOZEN



10½ in., combination shaker and lifter, ½ in. socket, always cold spiral handle, with ring, nickel plated, w't per doz. 7 lbs.

D12E9—Lots ½ dz *each \$0.15
D12E0—Pkg. 1 dz *

Clinker Tongs



Excel, made of strap steel, black enameled. Used to remove clinkers from furnaces, stokers or heaters. Grips clinker securely and removes it without danger of dropping.

Length overall 35 in., w't doz. 15 lbs.

D324E0—Lots ½ dz *each \$0.35
H324E2—Pkg. 1 dz *

Clinker Tongs



Strong and durable (Adams No. 2) a necessary tool for stokers. Finished in black with red handle. Opening and closing controlled by slight turn of handle. Length 4 ft. 4 in., w't per doz. 42 lbs.


H216E0each \$2.00
LOOSE

Stove Pokers




Nickel plated steel wire rod, straight, always cold handle with eye for hanging.

Inches	20×½	20×¾	26×¾
W't doz., lbs.....	6	7½	14
Pkg. of 1 dz *	D04E9	D4E9	D40E0
Each	\$0.10	.15	.25



Nickel plated steel wire rod, bent, always cold handle with eye for hanging. Length shown is length of rod before bending.

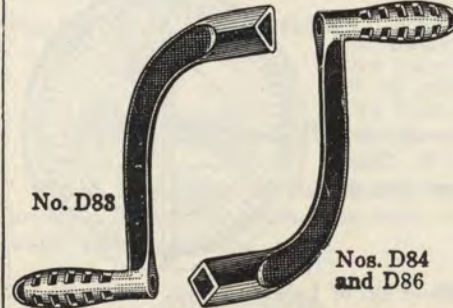
Inches	20×½	20×¾	26×¾
W't doz., lbs.....	6	7½	14
Pkg. of 1 dz *	D01E9	D1E9	D41E0
Each	\$0.10	.12	.23



Bent, black, japanned, length 30 in., ⅜ in. steel rod with ventilated grip, and eye for hanging. Extra high grade made by the manufacturers of the Cole's Hot Blast Stoves. W't doz. 18 lbs.

D130E0each \$0.29

Crank Shakers for Duplex Grates



No. D88

Nos. D84 and D86

Malleable iron nickel plated, w't per doz. 9 lbs.

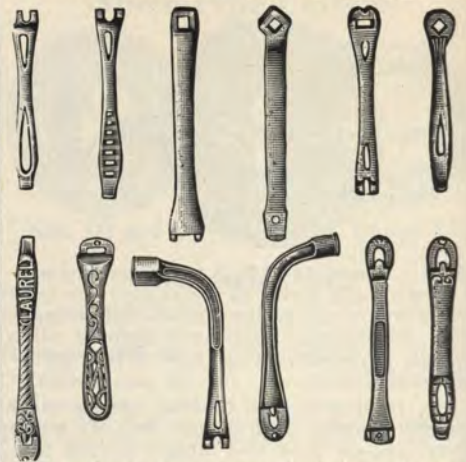
D83E0—¾ in. triangular shaker, fits the Round Oak Chief Buck's Universal, Garland and all ranges and cook stoves with triangular shank.....each \$0.29

D84E0—¾ in. square, fits all ranges with a smaller shank than ¾ in.each \$0.35

D86E0—¾ in. square, fits Monarch, Majestic, Quick Meal, South Bend Malleable Globe, Favorite, etc., and is the standard sizeeach \$0.35

LOOSE

Combination Stove Shakers




The above assortment includes 12 pieces of 23 different shakers. These shakers will fit standard heaters being used today.

- No. 37—Gold Coin
- No. 5—Palace Aladdin
- No. 21—Sterling
- No. 7—Acorn Oak
- No. 72—Crescent Laurel
- No. 50—Buck Brilliant
- No. 58—Minnehaha
- No. 16—Flirt
- No. 52—Estate Oak
- No. 31—Jewett's Aathanor
- No. 58—Peninsular
- No. 65—Sterling
- No. 71—Royal Acorn
- No. 12—Splendid
- No. 10—Art Garland
- No. 102—Live Oak Jewel
- No. 63—Radiant Jewel
- No. 83—Sterling Ventilator
- No. 106—Wabash Oak
- No. 66—Harmony
- No. 108—Star American

Malleable iron, nickel plated, w't per doz. 15 lbs.

D21E0—Pkg. 1 dz *each \$0.35


Stove Scrapers



Wrought steel, length 36 in., size 7 rod, w't per doz. 10 lbs.

D7E½—Pkg. 1 dz *each \$0.05
D7E0—Lots 3 dz *

Furnace Pokers




Bent, 48×½ in., japanned steel rod, large loop handle, w't per doz. 45 lbs.

H165E9—Pkg. ½ dz *each \$0.40
H165E0—Lots ½ dz *

PACKED ONE DOZEN

Heavy Furnace Pokers



Black lacquer finish, red handle. Adams No. 1, bent poker, length 60 in., diam. ½ in. For heavy furnace service, w't doz. 75 lbs.

H371E0—Pkg. of ½ dz *each \$0.80

* Wholesale Price to Dealer Reduced Because of Lower Handling Cost of Larger Quantity

Prices Net F.O.B. Chicago, Add Freight to

Stove Shovels



IXL black japanned stamped scoop securely riveted to double oval handle reinforcing the shovel at the heel, and making it extra strong. Scoop 5x8½ in. Length 22 in. overall, w't per doz. 14 lbs.

D105E9—Pkg. ½ dz *each \$0.19
D105E0—Lots 1 dz *



One piece, round handle, length overall 19 in., scoop 4½x8½ in., w't carton 19 lbs.

Black Flexible Enamel

H561E0—Pkg. 2 dz *each \$0.10



Finished in Glossy Black Enamel Baked on Heavy Steel. Round Handle, Extra Deep Bowl

Size 14½ in. overall, bowl 5½ in. long x 4 in. wide x 2½ in. deep, w't per doz. 7 lbs.

D40E0—Pkg. 1 dz *each \$0.10



Cole's, 24 in. Black japanned steel handle with ventilated grip, and eye for hanging. Scoop part of heavy stamped sheet steel, and riveted to handle. Extra high grade, and made by the manufacturers of the Cole's Hot Blast Stoves, w't doz. 18 lbs.

D224E0each \$0.50



Baked black enamel. Overall length, 21 in., deep scoop 5x10 in., w't doz. 13½ lbs.

D413E0—Lots 1 dz *each \$0.19
H413E1—Pkg. 2 dz *

Boss Colored Handle Fire Shovels



Made in one piece from extra heavy steel, 21 in. overall. Scoop 9½x5½ in. Scoop is extra deep. Lip at the end of scoop prevents bending out of shape. Handle has half round bottom with oval top and fits the hand perfectly.

Black scoop and colored handles are finished in gloss enamel of unusual hardness, w't per doz. 15 lbs.

D801E9—Lots ½ dz *each \$0.25
H801E0—Pkg. 1 dz *



Boss

Finished all over in a beautiful shade of green enamel, this shovel will attract attention.

Made of extra heavy steel, stamped out of one piece. Scoop 9½x5½ in. is deeper than usual.

Handle has half round bottom and oval top, making a comfortable grip for the hand.

Length overall 21., w't per doz. 14 lbs.

D850E0—Lots 1 dz *each \$0.19
H850E2—Pkg. 2 dz *

Hibbard Portable Grate Baskets



Cast iron, black finish—front legs plain. Balls on rear legs instead of casters.

Width front, in.	18	20	22
Depth, in.	12½	12½	12½
Width back, in..	16½	16½	18½
W't each, lbs...	42	45	47
Nos.	H518E2	H520E2	H522E2
Each	\$5.25	5.49	5.98

Width front, in.	24	27	30
Depth, in.	12½	12½	12½
Width back, in..	20½	23½	26½
W't each, lbs...	48	56	60
Nos.	H524E2	H527E2	H530E2
Each	\$6.45	6.95	7.95

ONE IN CARTON—KNOCKED DOWN

Hibbard Combination Wood and Coal Baskets



With Removable Ends. Cast iron, black finish, no casters.

Front, in.	24	27	30
Depth, in.	15	15	15
Width, back	20	23	26
W't, lbs....	32	35	38
Nos.	H8624E2	H8627E2	H8630E2
Each	\$5.95	6.39	6.75

LOOSE KNOCKED DOWN

Coal Hods



Hammered design, length 14½ in., width 12½ in., depth 13½ in., w't each 9½ lbs.


Black with Brass Plated Bail

H2181E2each \$3.39

Antique Brass Finish

H218E2each \$4.19

Wood Holders



Convenient size. Length 20 in., width 12 in., w't each 7 lbs.

Smooth Design, Black with Brass Plated Handle

H15691E0each \$2.00

Hammered Design, Antique Brass Finish, with Handle

H1569E0each \$2.65

* Wholesale Price to Dealer Reduced Because of Lower Handling Cost of Larger Quantity

Prices Net F.O.B. Chicago, Add Freight to _____

Lined Spark and Fire Guards



Lined Spark Guards

Extra well made lining and web wrapped around frame. No ragged edges. 1 1/4 in. diamond mesh wire lined with 12 mesh black cloth. Width 30 in., height 30 in., w't doz. 65 lbs.

BLACK WIRE—BLACK LINED
HH430E0—Open Stock.....each \$3.00
H430E0—Pkg. of 3 *

COPPER WIRE—BLACK LINED
HH735E0—Open Stock.....each \$2.79
H735E0—Pkg. of 3 *

THREE IN A PACKAGE

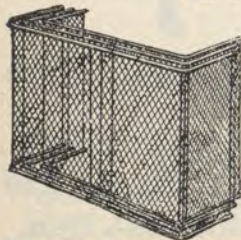
Peerless No. 3 Spark Guard



Substantial frame, electrically welded. Heavy wire cloth finished in black enamel baked on. Brass drop handles.

Width, in.	32	38	44
Height, in.	31	31	31
Depth, in.	7	7	8
W't, each, lbs...	10 1/2	12	13
Nos.	H131E2	H137E2	H143E2
Each	\$4.49	5.49	6.75


Lined Fire Fenders In Nests



Nest consists of 3 guards coppered wire diamond mesh lined with fine mesh black cloth. Three sizes: 32 in., 34 in., 36 in. long by 13 in. deep. Height 24 in., w't nest 21 lbs.

H2624E0—Pkg. 3 *.....each \$2.49
 THREE IN A NEST.


Folding Fire Fenders



4 sections, No. 6 mesh wire cloth, frame of No. 10 wire, all painted black, height 24 in., width folds 12 in., w't per doz. 70 lbs.

D51E0each \$2.49
LOOSE


Four Fold Folding Screen



Heavy black 10 mesh cloth, cast brass polished handles, knobs and hinge caps. Black rod frame. Height 30 in. Width of folds 13 in., w't each 14 lbs.

H2425E2each \$5.49
 ONE IN A CARTON

Fireplace Ensemble



Velvet Black Finish ENSEMBLE

Ensemble consists of: 1 pair Andirons, 1 only Fire Set, 1 only Fire Screen described below. W't per deal 40 lbs.

H20E2—Deal (Complete Ensemble) *set \$12.00

ANDIRONS Only

Velvet black, smooth finish. Full Colonial pattern, height 16 1/2 in., w't per pair 19 lbs.
H3687E2pair \$3.90

FIRE SET Only

Velvet black. Set consists of: Shovel, Poker, Brush and Stand. Height, 26 1/2 in., w't set 13 lbs.
H969E2set \$3.90


FIRE SCREEN Only

Three fold, rod frame, 10 mesh black wire cloth, brass handles and knobs. Height 30 in., width center fold 26 in., side folds 13 in., w't each 8 lbs.
H2496E2each \$4.30

*** Wholesale Price to Dealer Reduced Because of Lower Handling Cost of Larger Quantity**

Prices Net F.O.B. Chicago, Add Freight to _____

FIRE PLACE ENSEMBLES



Burnt Antique Brass Finish

ENSEMBLE

Consists of 1 pair Andirons, 1 Fire Set and 1 only Fire Screen described below. W't deal 58 lbs.

H13E2—Deal *set \$15.45

ANDIRONS Only

18½ in. high. Full pattern. W't pair 31 lbs.

H36403E2pair \$5.75

FIRE SET Only

Consists of Shovel, Poker, Brush and Stand. 30 in. high. W't set 15 lbs.

H946E2set \$5.75

THREE FOLD SCREEN Only

Heavy wire cloth. Height 30 in. Center fold 26 in., side folds 13 in. W't each 16 lbs.

H2497E2each \$5.95

Burnt Antique Brass Finish

ENSEMBLE

Consists of 1 pair Andirons, 1 Fire Set and 1 only Fire Screen described below. W't deal 60 lbs.

H14E2—Deal *set \$22.00

ANDIRONS Only

19½ in. high, open back. W't pair 23 lbs.

H3662E2pair \$6.39

FIRE SET Only


Consists of Poker, Shovel, Brush and Stand. Height 30 in. W't set 15 lbs.

H945E2set \$5.49

THREE FOLD SCREEN Only

Hammered design. Cast brass handles, knobs, hinge caps and center panel ornament. Height of center panel 33 in., width 26 in. Height of side panels 30 in., width 13 in. Arch top, heavy frame, 8 mesh heavy black cloth. W't each 20 lbs.

H2453E2each \$11.25



* Wholesale Price to Dealer Reduced Because of Lower Handling Cost of Larger Quantity

Prices Net F.O.B. Chicago, Add Freight to _____

FIRE PLACE ENSEMBLES

Burnt Antique Brass ENSEMBLE

Set consists of: 1 pair of Andirons, 1 only Fire Set, and 1 only screen, as described below. W't per deal 47 lbs.

H21E2—Deal *set \$19.50

ANDIRONS Only

Hammered effect. Full pattern (not open back), height 18 in., equipped with shank covers and knobs to match antique brass uprights. W't per pair 20 lbs.

H3699E2pair \$7.15

FIRE SET Only


Hammered effect. Height overall 30 in. Set consists of Shovel, Poker, Brush and Stand. W't per set 17 lbs.

H964E2set \$6.25

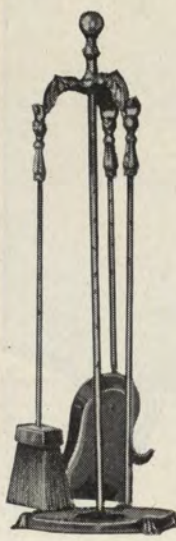
FIRE SCREEN Only

Heavy hammered frame, fully bound. Eight mesh heavy black wire cloth. Cast brass handles. Width of center panel 26 in., side panels 13 in., height 30 in., w't each 10 lbs.

H2505E2each \$7.15



H21E2 Ensemble



Black Brass Trimmed

ENSEMBLE

Set consists of: 1 pair Andirons, 1 only Fire Set, 1 only Fire Screen described below. W't deal 53 lbs.

H12E2—Deal *set \$14.75

ANDIRONS Only

Velvet black, brass plated balls. Full pattern. Height 16½ in. W't pair 20 lbs.

H587E2pair \$4.80

FIRE SET Only


Black with brass plated ball. Set consists of Shovel, Poker, Brush and Stand. Height 25 in. W't set 16 lbs.

H859E2set \$5.35

FIRE SCREEN Only

Three fold black wire cloth stripped top and bottom with smooth brass plated finish. Brass handles. Height 30 in. Width center fold 26 in. Side folds 13 in. W't each 10 lbs.

H24981E2each \$5.65




H12E2 Ensemble

* Wholesale Price to Dealer Reduced Because of Lower Handling Cost of Larger Quantity

Prices Net F.O.B. Chicago, Add Freight to _____

FIRE PLACE ENSEMBLES



H17E2 Ensemble

Burnt Antique Brass

ENSEMBLE

Ensemble consists of: 1 pair of Andirons, 1 Fire Set and 1 only Fire Screen described below. W't per deal 68 lbs.

H17E2—Deal *set \$22.85

ANDIRONS Only

Hammered effect, open back. 18 in. high. W't per pair 27 lbs.

H35993E2pair \$6.50

FIRE SET Only

Hammered effect. Height overall 25 in. Set consists of Shovel, Poker, Tongs and Brush. Shipping w't 23 lbs.

H9073E2set \$8.25

FIRE SCREEN Only

Heavy hammered metal frame. 8 mesh heavy black wire cloth. Cast brass polished handles, knobs and hinge caps. Width of center panel 26 in., 13 in. side panels. Height 30 in. W't each 18 lbs.

H2459E2each \$8.65

ALL PACKED ONE IN A CARTON

Velvet Black Finish

ENSEMBLE

Ensemble consists of: 1 pair of Andirons, 1 only Fire Set, and 1 only Screen as described below. W't per deal 51 lbs.

H22E2—Deal *set \$13.30

ANDIRONS Only

Hammered effect, open back, 17½ in. high, w't per pair 26 lbs.

H3532E2pair \$4.35

FIRE SET Only


Hammered effect. Height overall 28 in. Set consists of: Shovel, Poker, Brush and Stand. W't per set 17 lbs.

H935E2set \$5.20

FIRE SCREEN Only

Three fold, rod frame, 10 mesh black wire cloth, brass handles and knobs. Height 30 in., width center fold 26 in., side folds 13 in. W't each 8 lbs.

H2496E2each \$4.30



H22E2 Ensemble

* Wholesale Price to Dealer Reduced Because of Lower Handling Cost of Larger Quantity

Prices Net F.O.B. Chicago, Add Freight to _____

Good Quality Guaranteed Table Oil Cloth

White

Plain white glazed. Width 46 in., untrimmed. 12 yds. to roll. W't per roll 11 lbs.

D5000E0 yard \$0.29

Green

Plain medium green. Glazed base. Width 46 in., untrimmed. 12 yards to roll. W't per roll 11 lbs.

D5507E0 yard \$0.29

Black

Plain glazed black. Width 46 in., untrimmed. 12 yards to roll. W't per roll 11 lbs.

D5512E0 yard \$0.29

Red

Plain glazed, red, width 46 in., untrimmed, 12 yards to roll, w't per roll 11 lbs.

D5513E0 yard \$0.29



54 In.


Plain white. Glazed base. Width 54 in., 12 yards to roll, w't per roll 13 lbs.

D6000E0 yard \$0.39



1 7/8 in. square green marbledized tile with green dividing lines on white glazed background. Width 46 in., untrimmed. 12 yards to the roll, w't roll 11 lbs.

D417AE0 yard \$0.29



Zinc Linoleum Binding



Width 7/8 in. 4 yds. to an individual box with nails.

H106E0—Pkg. of 2 dz * box \$0.10


Width 3/4 in., 12 ft. to individual box with nails.

H107E0—Pkg. of 2 dz * box \$0.10

Hibbard Linoleum Binding

In New Attractive Display Boxes

For Extra Nails—Sell
No. 1586B—Size 5/16 } Page
No. 1588B—Size 3/8 } 392



Heavy

For Covering Seams



26 Gauge, Polished Brass

Width, in.	2	1	1 1/2
W't per doz. boxes, lbs.	46	60	78
Nos.	D575E0	D600E1	D625E2
Yard	\$0.10	.15	.15

SEVENTY-FIVE FEET IN A BOX WITH NAILS

Zinc

D57E0—3/4 in. wide, w't doz. boxes 47 lbs.
yard \$0.10
SEVENTY-FIVE FEET IN A BOX WITH NAILS



30 Gauge

For Covering Seams in Linoleum

D50E0—3/4 in. wide, corrugated bright finish brass, w't doz. boxes 54 lbs. yard \$0.05
D60E0—3/4 in. wide, corrugated zinc, w't doz. boxes 55 lbs. yard \$0.05
D70E0—3/4 in. wide, corrugated bright finish brass, w't doz. boxes 62 lbs. yard \$0.10
FIFTY YARDS IN A BOX WITH NAILS



Turned Edge

To protect edge of linoleum or cork carpet where exposed.
D75E0—3/4 in. wide, 1/2 in. turned, 26 ga. brass, w't doz. boxes 47 lbs.,
yard \$0.10
SEVENTY-FIVE FEET IN A BOX WITH NAILS

For Covering Seams



For covering seams in linoleum. Corrugated bright brass finish, 3/4 in. wide. Full 5 yards to the box. Complete with nails. W't doz. boxes 7 lbs.
H200E0—Pkg. of 1 dz boxes * box \$0.25
Bright brass, 12 ft. to the box with nails.
H201E0—3/4 in. width. Pkg. of 1 dz * box \$0.15
H202E0—1/2 in. width. Pkg. of 2 dz * box .15

* Wholesale Price to Dealer Reduced Because of Lower Handling Cost of Larger Quantity

Prices Net F.O.B. Chicago, Add Freight to _____

STOVE POLISH

Black Silk

Produces a silk black gloss of great durability and is waterproof.



LIQUID—Screw top can—ready for use.

Capacity, oz.	6	8
W't gro., lbs.	72	92
Factory Nos.	6	8
Open Stock	D71E0	D72E0
Can	\$0.19	.25
Pkg. of 1/4 gro. *	H71E0	H72E0



PASTE—Friction top can.

Capacity, oz.	4 1/2
W't gro., lbs.	60
Factory No.	5
Open Stock	D73E0
Can	\$0.15
Pkg. of 1/4 gro. *	H73E0



PASTE, in 5 lb. cans, w't per doz. 66 lbs.

For dealers' use for polishing sample stoves. Produces a black silky gloss, is dustless, etc.

D75E0—(20)—Open Stock, can\$1.45

H75E0—Pkg. of 1/24 gro. *

HALF DOZEN IN A CASE

Presto



A Graphite Paste, 7 1/2 oz. in orange and black can.

Does not soil hands, burn or make dust. Non-explosive. Can be used on cold stove. Covers better than many liquid polishes. One coat lasts all winter on Heating Stoves. NOT SOLD BY CHAINS OR MAIL ORDER HOUSES.

D368E2—Pkg. 1 dz * can \$0.25
W't doz. 5 1/2 lbs.

Fyr-Pruf

The Combination Liquid Stove and Nickel Polish



Will Not Catch Fire

Quick, Safe and Reliable

Produces a most beautiful Black Satin luster, is more easily applied, is cleaner and will go several times as far and last longer on the stove than any paste. Comes ready mixed for use in half pint cans.

Shines the stove and nickel like magic, with little labor and no dust—no odor—no rust.

8 Ounce Cans, w't per gross 128 lbs.

D36E0—Open Stock..... can \$0.17

H36E0—Pkg. 1/4 gro. *

Black Silk Range and Iron Enamel



1/2 pint friction top cans, with good brushes, w't per gross 100 lbs. For use on stove pipes, gas stove bodies, registers, fenders, and auto bodies.

D76E0—Open Stock..... can \$0.25

H76E0—Pkg. 1/4 gro. *

Blackene

Prevents rust, gives a black, brilliant lasting polish. For stove pipe, radiators, boiler jackets, etc.

Benzine liquid, in 6 oz. tin cans, w't per gross 85 lbs.

D15E0—Open Stock, can\$0.19

H15E0—Pkg. of 1/4 dz. *



Stovoil



A transparent rust remover cleaner and polish which seals pores of metal and prevents rust. For use on polished top steel ranges, gas and kerosene stoves and oven linings. Carpenter's tools and agricultural implements can be kept bright and new by applying Stovoil. Not a lubricant. 4 oz. glass bottles, w't per gro. 116 lbs.

D37E0—Open Stock..... bottle \$0.39

H37E0—Pkg. 1/4 gro. *

PACKED ONE-FOURTH GROSS

Stovink



STOVINK is not polish, it is an ink, or dye. Will withstand heat better and last longer than any other preparation yet discovered. To be used on stove lids which have been burned red, also on the grates for gas, gasoline and oil cook stoves where stove polish will not stick.

In 2 1/2 oz. glass bottles with complete directions, w't per gross 80 lbs.

D34E0—Pkg. of 1/2 gro., * bottle\$0.29

H34E0—Pkg. 1/4 gro. *

PACKED ONE-FOURTH GROSS

Rising Sun



RISING SUN, 1 1/2 x 1 1/2 x 4 in., 6 oz. cakes, w't per gro. 68 lbs. Used with water.

D1E0—Open Stock..... box \$0.19

H1E0—Pkg. 1/4 gro. *

ONE DOZEN IN A BOX. ONE-FOURTH GROSS IN A CASE

Dixon's



DIXON'S, 4 in. cakes, w't per gro. 128 lbs. Used with water.

D2E0—Open Stock box \$0.10

H2E0—Pkg. 1/2 gro. *

* Wholesale Price to Dealer Reduced Because of Lower Handling Cost of Larger Quantity

Prices Net F.O.B. Chicago, Add Freight to _____

True Value Stove Pipe Enamel

A black enamel for stoves, stove-pipe, fireplaces, grates and all metal surfaces subjected to heat. Imparts a jet black elastic finish of great durability.

Special prices in gross lots.



Quarter Pint Cans, w't per doz. 4 lbs.

- 601N0—Lots 1 dz *can \$0.15
- 601N4—Lots 3 dz *

Half Pint Size in Special Can, Lithographed in Four Colors

W't doz. 7½ lbs.

- 602N0—Pkg. 1 dz *can \$0.20
- 602N4—Lots 2 dz *

- 603N4—1 pt. can, w't per doz. 12 lbs., can\$0.23

- 604N4—1 qt. can, w't per doz. 25 lbs., can\$0.35

PACKED ONE DOZEN

Burnishine White Liquid



For cleaning and polishing brass, copper, nickel, zinc, tin and all metals, except gold and silver. Contains nothing injurious to any metal.

Size, pts.	1/4	1/2	1
W't doz., lbs.	3	8	12
Doz. in pkg.	6	3	2
Open stock	2N4	3N4	4N4
Can	\$0.15	.25	.45

Full package * 2N5 3N5 4N5

Size, gal.	1/4	1/2	1
W't doz., lbs.	26	51	120
Doz. in pkg.	1	1	1
Open stock	5N4	6N4	7N4
Can	\$0.75	1.25	2.00

Full package * 5N5 6N5 7N5

Blue Ribbon Cream Metal Polish



One of the best and most popular Metal Polishes on the market. Known the world over.

Unexcelled for cleaning and polishing nickel automobile radiators, lamps, bumpers, stove trimmings, railings, etc.; brass signs, door trimmings, faucets, cuspidors, railings, doors, etc.; copper window frames, tubes, etc.; monel metal soda fountains, ice cream cabinets, iceless refrigerators, etc.; aluminum kitchen equipment, parts on automobiles, etc.; nickel silver tableware, etc. and all other metals.

Used in thousands of banks, hotels, theatres and factories.

A fast but safe polish that can be used on the finest nickel plating.

Size, pts.	1/4	1/2	1
Dozen in pkg.	6	3	2
W't pkg., lbs.	28	26	33
Nos.	0301N5	0302N5	0303N5
Can	\$0.20	.30	.50

Size, gallon	1/4	1
Dozen in pkg.	2	1
W't pkg., lbs.	56	56
Nos.	0304N5	0306N5
Can	\$1.00	1.95

Metalglas

An All Purpose Cleanser and Polish



Dime package (Metalglas baby), approx. 3 oz., w't per doz. 4 lbs.

- 100N3—Open Stock.....can \$0.10
- 100N5—Pkg. 6 dz *

Nine oz. cans, w't per doz. 8 lbs.

- 500N5—Pkg. 1 dz *can \$0.25

One lb. cans, w't per doz. 13½ lbs.

- 501N5—Pkg. 1/2 dz *can \$0.45

Blue Ribbon Soot Destroyer



A composition which when sprinkled on the red hot coals, creates and expels hot chemical fumes which destroy all soot in the stoves, pipes and chimney.

One Pound Cans

W't per case 18 lbs.

- 1N0—Pkg. 1 dz *can \$0.25

- W1N3—Lots 2 dz *

True Value Metal Polish



Quick polishes and cleans brass, copper, nickel, and all polished metals. Requires little labor. Free from gasoline and benzine—non-explosive. It is a concentrated liquid, one can lasts as long and polishes as much metal as three cans of ordinary metal polish. It has been examined, tested, and classified by the Underwriters' Laboratories, Inc.

Capacity, pts.	1/2	1	2
W't per can, lbs.	1	1 1/2	2 1/2
Open Stock	204N3	206N3	
Can	\$0.25	.35	.50

Pkg. of 1 dz *202N4 204N4 206N4

1 gal. cans, w't 11 lbs.

- 210N3—Open Stock.....can \$1.50

- 210N4—Pkg. 1/2 dz *

* Wholesale Price to Dealer Reduced Because of Lower Handling Cost of Larger Quantity

Prices Net F.O.B. Chicago, Add Freight to _____

Lubricating Graphite



Dixon's Flake

Flake Graphite forms a coating on the metallic surfaces, which brings about a reduction of the solid friction between those surfaces. The minute flakes fill up all depressions and bring the surfaces of the bearings much nearer a state of perfect smoothness.

Grade 1 is standard flake and is intended for the great majority of uses, grade 2 is fine flake for valves and very delicate parts.

½ Lb. Cans		
Grade	1	2
Open Stock	6311N3	6312N3
Can	\$0.45	.45

1 Lb. Cans		
Grade	1	2
Open Stock	6321N2	6322N2
Can	\$0.75	.75


Pkg. of 3 dz *W6321N3 W6322N3

5 Lb. Cans		
Grade	1	2
Open Stock	6331N2	6332N1
Can	\$2.85	2.85

Pkg. of 10 cans *W6331N3 W6332N3

25 Lb. Boxes		
Nos.	F6441N3	F6442N3
Pound	\$0.50*	.50*

Insulating Cement



Composed of asbestos and other material—this cement is an efficient insulator, and is mixed with water and applied in a plastic form. 100 lb. bag has a covering capacity of about 18 sq. ft. applied to a thickness of 1 in.

Used on pipe fittings, furnaces, etc., dries with very little shrinkage, giving a smooth, hard finish.

W52N0—Bag 100 lbs. *bag \$2.25

W52N3—Lots 2 bags *

Powdered Graphite



A special grade of Flake Graphite ground fine making a superior lubricant.

Used on close fitting bearings and delicate parts of machinery, scientific instruments, fire arms, phonographs, etc.

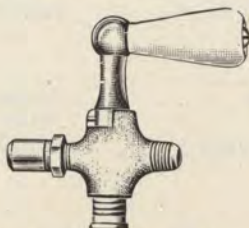
Dixon's—1 Pound Cans	
635N3	can \$1.25
Approx. 1 Oz. Cans	
684N9—Pkg. 1 dz *can \$0.10
684N3—Lots 3 dz *	

Dixon's Amorphous Powdered Graphite

Powdered graphite, while not as suitable as flake graphite for certain purposes, nevertheless provides a satisfactory lubrication in a great many instances at a considerable saving in price.

1-Pound Cans	
620N½—Open Stock	can \$0.50
620N0—Lots 6 cans *	
620N3—Case 36 cans *	

Gas Range Cocks



Standard, Approved by the American Gas Association Fits Any Stove

½ in. Regular A.G.A., adjustable hood, porcelain handle, plug finished and plated, body plated rough, w't each 4 ozs.

For Artificial Gas	
D30D½—Open Stock.....	each \$0.45
D30D0—Pkg. 1 dz * ..	


For Natural Gas	
D130D½—Open Stock.....	each \$0.45
D130D0—Pkg. 1 dz *	

Porcelain Handles for No. D30 and D130 Range Cocks.

D31D½—Pkg. 1 dz *each \$0.10

Bolts for No. D30 and D130 Range Cocks.
D32D½—Pkg. 1 dz *each \$0.05

Texas Jr. Gas Cocks



Wood handle, rough nickel plated, female only.

Size, in.	3/8	1/2	3/4
W't doz., lbs.	3	3	3
Open Stock	D33D9	D34D9	D35D9
Each	\$0.45	.45	.50
Pkg. of 1 dz * ...	D33D9	D34D9	D35D9

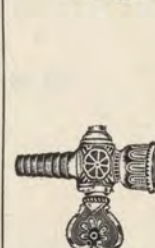
Gas Hose Cocks

Cast Brass

The size given is the inside diameter of gas pipe for which these cocks are intended. The straight cock is for use where only a connection to the stove is desired. The independent cock permits the use of a gas lighting fixture to the same pipe. Ordinary gas hose will fasten securely.

Straight

L Burner



No. D10D

No. D211D

Size, in.	3/8	1/2	3/4
W't doz., lbs.	3	3	3
Nos.	D10D0	D111D0	D121D0
Each	\$0.20	.25	.40

½ in. size, w't 2 lbs. per dozen.
D211D0each \$0.29

Combination Pipe and Hose Cocks



The size given is the inside diameter of gas pipe for which these cocks are intended.

Cast Brass, Straight Pattern. Male and Female Thread.

Size, in.	3/8	1/2	3/4
W't doz., lbs.	3	3	3
Pkg. ½ dz * ..	D1210D0	D1211D0	D1221D0
Each	\$0.30	.30	.45

*Items Marked Thus * Are Shipped from Factory Only

* Wholesale. Price to Dealer Reduced Because of Lower Handling Cost of Larger Quantity

Prices Net F.O.B. Chicago, Add Freight to _____

Stove Tubing




Flexible Tubing

Without Rubber Bands

1/2 in. steel tubing in continuous lengths from 35 to 50 ft. in a coil, w't per ft. 1 oz.

D70A0—Coil 35-50 ft. *..... foot \$0.05

Red C. I. Gas Tubing

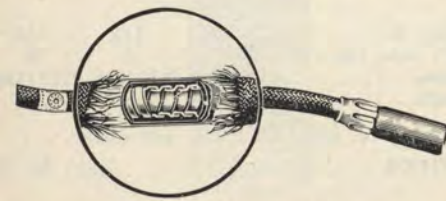


Red covered cloth, inserted with black inner tube—especially adapted for gas. Three ply, diam. inside 3/8 in., walls 1/2 in., w't 100 ft. 16 lbs.

D40A1—Coils of 50 ft., *
foot\$0.09

D40A2—Lots of 5 coils (250 ft.), *

Kantleke Flexible Gas Tubing

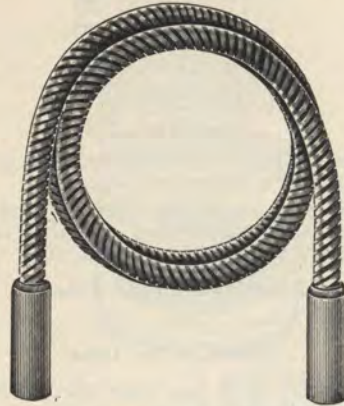


A flexible gas tubing with a steel core fully approved by the American Gas Association Testing Laboratories, Approval No. 23. Leak proof and fabricated from only best grade materials. Covering is of a durable and attractive black and green braid. For use on gas irons, stoves, lamps, washing machines, and the many other domestic gas appliances. Each piece fitted with two ends. Approx. w't per 100 ft. 15 lbs.

Length, ft.	2	3	4
Open Stock	D82A9	D83A9	D84A9
Each	\$0.39	.50	.65
Lots of 10 *	D82A1	D83A1	D84A1

Length, in.	5	6
Open Stock	D85A9	D86A9
Each	\$0.75	.85
Lots of 10 *	D85A1	D86A1

Flexible Steel Tubing for Stoves



Steel tubing, indestructible, 1/2 in. diam., gas tight and absolutely safe from crushing, leaking or breakage.

This is the latest and best tubing for the purpose made and is fully guaranteed.

Length, ft.	2	3
W't, oz.	3	5
Open Stock	D52A1	D53A1
Each	\$0.15	.23
Pkg. of 10 lgths. *	D52A0	D53A0

Length, ft.	4	5
W't, oz.	7	8
Open Stock	D54A1	D55A1
Each	\$0.29	.35
Pkg. of 10 lgths. *	D54A0	D55A0

Length, ft.	6	7
W't, oz.	9	10
Open Stock	D56A1	D57A1
Each	\$0.39	.45
Pkg. of 5 lgths. *	D56A0	D57A0

Length, ft.	8	10
W't, oz.	12	14
Open Stock	D58A1	D510A1
Each	\$0.50	.59
Pkg. of 5 lgths. *	D58A0	D510A0

Gas Iron Tubing



Especially adapted for gas irons. 1/2 in. steel gas iron tubing, in 6 ft. lengths, equipped with special long rubber ends, w't per length 5 oz.

D60A1—Open Stock.....each \$0.50
D60A0—Pkg. 5 lgths. *

Extra Rubber Ends for Steel Tubing

Guaranteed not to split. Red rubber ends, barrel shaped, w't per doz prs. 2 lbs.



D7A1pair \$0.08

Copper Connectors



For Connecting Gas Hot Plates, Etc.

Made from highest quality 1/2 in. soft annealed copper tubing with gas tight brass union ends attached.

Absolutely safe. Will pass the most stringent fire protection ordinances.

3/8 IN. MALE AND 1/2 IN. FEMALE ENDS

Length, in.	12	18	24
W't each, lb.....	1/2	3/4	1
Open Stock.....	D812A1	D818A1	D824A1
Each	\$0.46	.52	.58
Lots of 6 *	D812A0	D818A0	D824A0

Length, in.	30	36
W't each, lbs.....	1 1/2	1
Open Stock	D830A1	D836A1
Each	\$0.64	.70
Lots of 6 *	D830A0	D836A0

3/8 IN. MALE AND 3/8 IN. FEMALE ENDS

Length, in.	12	18	24
W't each, lbs.....	1/2	3/4	1
Open Stock.....	D912A1	D918A1	D924A1
Each	\$0.46	.52	.58
Lots of 6 *	D912A0	D918A0	D924A0

Length, in.	30	36
W't each, lbs.....	1 1/2	1
Open Stock.....	D930A1	D936A1
Each	\$0.64	.70
Lots of 6 *	D930A0	D936A0


Gas Hose Nipples

Brass, for Connecting Pipe and Gas Hose

Female



Size, in.	1/4	3/8	1/2
W't per doz., lbs.....	1	1 1/2	1 1/2
D221D0—Pkg. of 1 dz *			
Each	\$0.20	.20	.20



Male

Size, in.	1/4	3/8	1/2
D225D0—Pkg. of 1 dz *			
Each	\$0.20	.20	.20

* Wholesale Price to Dealer Reduced Because of Lower Handling Cost of Larger Quantity

Prices Net F.O.B. Chicago, Add Freight to

You Are Entitled - - -

To the utmost in value for your money—to *True Value*

That's what you naturally expect and that is what you get, in the Hibbard "True Value" merchandise, which we carry. "True Value" and our friendly, convenient, service give you double assurance that you will receive the satisfaction which you have the right to expect from any article you purchase from us.

Your satisfaction and "money's worth" are assured, not only by our policy and our guarantee of satisfaction, but by the resources of our sources of supply, Hibbard, Spencer, Bartlett and Company.

For eighty years Hibbard has maintained absolute leadership in distributing the kind of dependable merchandise which merits the title: *True Value*.

See us any time — you're always welcome and never under any obligation.



DEALERS' NET PRICE LIST

FALL

1937

WINTER

Stoves-Ranges and Fireplace Fixtures

Effective July 15, 1937

Prices Subject to Change Without Notice

All Previous Quotations and Prices Withdrawn

Any tax or other governmental charge upon production, sale or shipment of goods hereinunder, now imposed by Federal, State or Municipal Authorities, or hereafter becoming effective, shall be added to the price herein provided, and shall be paid by the buyer.

HIBBARD, SPENCER, BARTLETT & Co CHICAGO.

NET PRICE LIST - - - FOR DEALERS ONLY

Effective July 15th, 1937, applying to Our 1937 Stove Catalog

F. O. B. Chicago -- unless otherwise shown

Prices subject to change without notice

All previous Quotations and Prices withdrawn

Any tax or other governmental charge upon production, sale or shipment of goods hereinunder, now imposed by Federal, State or Municipal Authorities, or hereafter becoming effective, shall be added to the price herein provided, and shall be paid by the buyer.

Page	No.		Each	Page	No.		Each
1187	W1320H2	Lady Hibbard Fireplace Type Circulator.	\$52.50	1202	W722H2	Gas Radiant Heater.	\$ 6.75
1188	W2020H2	Lady Hibbard Parlor Furnace.	49.50		W726H2	" " "	8.20
1189	W1020H2	" " " "	52.00		W715H2	" " "	9.50
1190	W2620H2	" " " "	42.50		W751H2	" " "	10.90
	W2622H2	" " " "	47.50		W761H2	" " "	13.50
1191	W1620H2	" " " "	45.00		F24H2	" " "	16.20*
	W1622H2	" " " "	50.50		F30H2	" " "	21.50*
1192	W916H2	Lady Hibbard Circulator.	29.50	*F.O.B. Factory, Cleveland, Ohio			
	W918H2	" " " "	33.50	1203	W378H2	Preway Oil Circulator Heater.	41.75
	W920H2	" " " "	41.50		W3710H2	" " " "	43.75
	W922H2	" " " "	49.95		W3713H2	" " " "	53.75
1193	W1718H2	Lady Hibbard Parlor Furnace.	34.50	1204	W3758H2	Century Washington Oil Burn-	
	W1720H2	" " " "	42.50	and		ing Furnace.	71.25
	W1722H2	" " " "	51.50	1205	W3747H2	Century Washington Oil Burn-	
1194	W1637H2	Stand-By Streamlined Furnace	24.75			ing Furnace.	61.25
	W1837H2	" " " "	28.75		W3736H2	Century Washington Oil Burn-	
	W2037H2	" " " "	32.75			ing Furnace.	55.00
1195	W1836H2	Lady Hibbard Heater.	29.50	1206	W3724H2	Heatflo Washington Oil-Burn-	
1196	W2435H2	Washington Modernistic Wood-				ing Furnace.	43.75
	W2835H2	Burning Furnace	31.50	1207	W3712H2	Heatstream Washington Oil-	
	F2435H2	Washington Modernistic Wood-				Burning Heater	30.00
	F2835H2	Burning Furnace	37.50	1208	W151H5	Vernois Oil Heater.	35.70
	F2835H2	Washington Modernistic Wood-		and	W152H5	" " " "	53.70
		Burning Furnace	30.50*	1209	W153H5	" " " "	85.50
		Washington Modernistic Wood-		1210	W204H2	Kerosene Oil Heaters.	12.95
		Burning Furnace	35.00*		W205H2	" " " "	10.65
*F.O.B. Nashville, Tennessee					W206H2	" " " "	14.60
1197	W620H2	Lady Hibbard Wood Heater	28.00		W207H2	" " " "	12.30
	W625H2	" " " "	33.00		D92H9	Kindlers, Lots of 1 doz	Dozen .65
	F620H2	" " " "	26.00*	1211	W31H2	Preway Oil Heater	Each 27.75
	F625H2	" " " "	31.00*		W231H2	" " " "	34.75
*F.O.B. Gadsden, Alabama					W46H2	" " " "	18.50
1198	FW172H2	Gas-Heat Circulator.	18.50*	1212	W364H2	Preway Gasoline Radiant Heater	14.25
	FW25H2	" " " "	22.00*		W459H2	" " " "	9.00
	FW35H2	" " " "	25.75*		D219H0	Generator	1.00
1199	FW140H2	Gas-Master Circulator.	37.00*		MB1H0	Ypsilanti Super Oil Heater.	3.75
	FW160H2	" " " "	40.00*		ML51H0	" " " "	5.50
	F11H2	Electric Fan	8.50*		MB1H2	" " " "	3.50
*F.O.B. Factory near St. Louis, Mo.					ML51H2	Ypsilanti Super Oil Heater, Lots of 6.	5.25
1200	F171H2	Empire Classic Gas Heater.	30.00*	1213	H5E0	Coleman Radiant Heaters	Each 18.00
	F172H2	" " " "	26.80*		HL6E0	" " " "	9.80
	F173H2	" " " "	21.60*		H457E0	Coleman Handy Gas Plants.	10.50
	F174H2	" " " "	17.60*		H458E0	" " " "	7.90
1201	F75H2	New Superb Gas Floor Furnace	58.50*	1214	W209H2	Lady Hibbard Duplex Heater.	21.50
	F76H2	" " " "	49.50*		W924H2	" " " "	25.75
	F77H2	" " " "	45.00*		W2090H2	" " " "	22.95
	F78H2	" " " "	34.50*		W9240H2	" " " "	27.50
F.O.B. Factory, Belleville, Ill.					F209H2	" " " "	19.75
					F924H2	" " " "	24.00*
					F2090H2	" " " "	21.20*
					F9240H2	" " " "	25.75*
*F.O.B. Factory, Belleville, Ill.				*F.O.B. Factory near Birmingham, Alabama			

Page	No.		Each	Page	No.		Each
1215	W1413H2	Stand-By Oak Heaters	\$ 7.50	1219	F518H2	Airtight Heater.	\$ 3.75*
	W1415H2	" " " "	8.25	Con-	F522H2	" " " "	5.00*
	W1417H2	" " " "	9.75	tin-	W525H2	" " " "	6.95
	W1419H2	" " " "	12.00	ued.	W528H2	" " " "	8.30
	F1413H2	" " " "	7.25*		W531H2	" " " "	10.00
	F1415H2	" " " "	8.00*		W536H2	" " " "	11.85
	F1417H2	" " " "	9.50*		F525H2	" " " "	6.25*
	F1419H2	" " " "	11.50*		F528H2	" " " "	7.50*
F.O.B. Nashville, Tennessee					F531H2	" " " "	9.20
	W1214H2	Dandy Hot Blast Heaters.	16.50		F536H2	" " " "	10.25*
	W1216H2	" " " "	18.50	*F.O.B. Nashville, Tennessee			
	W1218H2	" " " "	20.00	W326H2	Airtight Heater.		6.40
	W1220H2	" " " "	21.50	F326H2	" " " "		6.15*
	F1214H2	" " " "	15.75*	*F.O.B. Factory near St.Louis, Mo.			
	F1216H2	" " " "	17.75*	1220	W300H2	Cannon Heaters	14.75
	F1218H2	" " " "	19.25*		W400H2	" " " "	19.00
	F1220H2	" " " "	20.50*		W500H2	" " " "	22.75
F.O.B. Factory near St.Louis, Mo.					F300H2	" " " "	13.50
1216	W416H2	Modernistic Giant Oak Heater	14.50		F400H2	" " " "	17.50*
	W418H2	" " " "	19.50		F500H2	" " " "	21.50*
	F416H2	" " " "	13.50*		W30H2	" " " "	12.50
	F418H2	" " " "	18.50*		W40H2	" " " "	16.50
*F.O.B. Factory near St.Louis, Mo.					W501H2	" " " "	20.00
	W266H2	Tropic Wood Heater	15.50		F30H2	" " " "	11.50*
	W299H2	" " " "	16.75		F40H2	" " " "	15.50*
	F266H2	" " " "	14.50*		F501H2	" " " "	19.00*
	F299H2	" " " "	15.75*		W110H2	" " " "	4.75
*F.O.B. Factory near Birmingham, Ala.					W120H2	" " " "	6.40
1217	W225H2	Dandy Wood Heater.	18.50		W130H2	" " " "	7.30
	F225H2	" " " "	17.50*		F110H2	" " " "	4.50*
	W925H2	Wood Heater.	11.00		F120H2	" " " "	6.00*
	W928H2	" " " "	12.50		F130H2	" " " "	6.75*
	F925H2	" " " "	10.25*	*F.O.B. Factory, Gadsden, Alabama			
	F928H2	" " " "	11.75*	1220A	W216H2	Cannon Heater.	27.50
	W123H2	Dandy Duplex Heater.	16.75		W218H2	" " " "	30.50
	F123H2	" " " "	15.75*		W220H2	" " " "	34.85
	W227H2	Dandy Wood Heater.	10.75		W224H2	" " " "	53.25
	F227H2	" " " "	10.25*		W2160H2	" " " "	30.20
*F.O.B. Factory Belleville, Ill.					W2180H2	" " " "	33.45
1218	W622H2	Airtight Heaters	3.30		W2200H2	" " " "	38.10
	F622H2	" " " "	3.30*		W2240H2	" " " "	57.20
	W626H2	" " " "	4.00	1220B	F721H2	Southland School Room Heater	99.40*
	F626H2	" " " "	4.00*	and	F724H2	" " " "	114.80*
	W125H2	" " " "	6.00	1220C	F727H2	" " " "	129.50*
	F125H2	" " " "	6.00*	*F.O.B. Factory near Chicago, Ill.			
	W126H2	" " " "	7.25	1220D	F178H2	Southland Special Room Heater	57.00*
	F126H2	" " " "	7.25*		F270H2	" " " "	80.50*
	W016H0	" " " " Lots of 298		F272H2	" " " "	94.50*
	W18H0	" " " " Lots of 2	1.35		F274H2	" " " "	108.50*
	W22H0	" " " "	2.10	*F.O.B. Factory near Chicago, Ill.			
	W26H0	" " " "	2.60	1221	F227H2	American Steel Room Heater.	89.00*
	F016H0	" " " " Lots of 298*		F247H2	" " " "	100.00*
	F18H0	" " " " Lots of 2	1.35*		F267H2	" " " "	113.00*
	F22H0	" " " "	2.10*		F287H2	" " " "	128.00*
	F26H0	" " " "	2.60*		F307H2	" " " "	144.00*
	W8126H0	" " " "	3.50		F327H2	" " " "	160.00*
	F8126H0	" " " "	3.50*		F367H2	" " " "	197.00*
*F.O.B. Belleville, Illinois				*F.O.B. Factory, Milan, Michigan			
1219	W1122H2	Airtight Heater.	3.10	1224	F1368H2	Improved Supreme Pipe	
	W1124H2	" " " "	3.40		F1400H2	Furnaces	46.00*
	W1126H2	" " " "	3.85		F1442H2	Improved Supreme Pipe	
	F1122H2	" " " "	3.00*		F1484H2	Furnaces	54.50*
	F1124H2	" " " "	3.30*		F1527H2	Improved Supreme Pipe	
	F1126H2	" " " "	3.75*		F01368H2	Furnaces	76.50*
	W427H2	" " " "	6.50		F01400H2	Improved Supreme Pipe	
	F427H2	" " " "	6.25*			Furnaces	92.00*
F.O.B. Factory near St.Louis, Mo.							40.00
							47.50*

Page	No.	Each
1224	F01442H2	Improved Supreme Pipe Furnaces. \$58.80*
Con- tin- ued.	F01484H2	Improved Supreme Pipe Furnaces. 67.50*
	F01527H2	Improved Supreme Pipe Furnaces. 82.50*
	F229H2	Improved Supreme Room Heaters. 49.00*
	F230H2	Improved Supreme Room Heaters. 57.50*
	F231H2	Improved Supreme Room Heaters. 70.00*
	F232H2	Improved Supreme Room Heaters. 79.50*
	F233H2	Improved Supreme Room Heaters. 96.00*
	F11368H2	Improved Supreme Pipeless Furnaces. 60.50*
	F11400H2	Improved Supreme Pipeless Furnaces. 70.00*
	F11442H2	Improved Supreme Pipeless Furnaces. 87.50*
	F11424H2	Improved Supreme Pipeless Furnaces. 99.50*
	F11527H2	Improved Supreme Pipeless Furnaces. 116.50*
	F01136H2	Improved Supreme 3-Way Furnaces. 60.50*
	F01140H2	Improved Supreme 3-Way Furnaces. 70.00*
	F01144H2	Improved Supreme 3-Way Furnaces. 87.50*
	F01148H2	Improved Supreme 3-Way Furnaces. 99.50*
	F01152H2	Improved Supreme 3-Way Furnaces. 116.50*
	F136SUH2	Improved Supreme Furnace Units. 143.50*
	F140SUH2	Improved Supreme Furnace Units. 152.00*
	F144SUH2	Improved Supreme Furnace Units. 164.00*
	F148SUH2	Improved Supreme Furnace Units. 183.50*
	F152SUH2	Improved Supreme Furnace Units. 199.50*
	F136RUH2	Improved Supreme Furnace Units. 126.00*
	F140RUH2	Improved Supreme Furnace Units. 134.50*
	F144RUH2	Improved Supreme Furnace Units. 146.50*
	F148RUH2	Improved Supreme Furnace Units. 166.00*
	F152RUH2	Improved Supreme Furnace Units. 182.00*

*F.O.B. Factory, Milan, Michigan

1225	F1H2	American Steel Pipe Furnace. 86.00*
	F2H2	" " " " 96.50*
	F3H2	" " " " 109.00*
	F4H2	" " " " 124.50*
	F5H2	" " " " 140.00*
	F6H2	" " " " 155.50*
	F7H2	" " " " 192.00*
	F01H2	" " " " 78.00*
	F02H2	" " " " 88.00*
	F03H2	" " " " 100.00*
	F04H2	" " " " 115.00*
	F05H2	" " " " 130.00*
	F06H2	" " " " 145.00*
	F07H2	" " " " 180.00*
	F011H2	American Steel Pipeless Furnace. 106.00*
	F012H2	American Steel Pipeless Furnace. 116.00*
	F013H2	American Steel Pipeless Furnace. 129.00*
	F014H2	American Steel Pipeless Furnace. 144.00*
	F015H2	American Steel Pipeless Furnace. 160.00*
	F016H2	American Steel Pipeless Furnace. 173.00*

Page	No.	Each
1225	F017H2	American Steel Pipeless Furnace. \$223.00*
Con- tin- ued.	F001H2	American Steel 3-Way Pipeless Furnace. 106.00*
	F002H2	American Steel 3-Way Pipeless Furnace. 116.00*
	F003H2	American Steel 3-Way Pipeless Furnace. 129.00*
	F004H2	American Steel 3-Way Pipeless Furnace. 144.00*
	F005H2	American Steel 3-Way Pipeless Furnace. 160.00*
	F006H2	American Steel 3-Way Pipeless Furnace. 173.00*
	F007H2	American Steel 3-Way Pipeless Furnace. 223.00*

*F.O.B. Factory, Milan, Michigan

1226	F22SUH2	American Steel Furnace Unit 188.50*
	F24SUH2	" " " " 196.50*
	F26SUH2	" " " " 216.50*
	F28SUH2	" " " " 231.50*
	F30SUH2	" " " " 265.00*
	F32SUH2	" " " " 288.50*
	F22RUH2	" " " " 171.00*
	F24RUH2	" " " " 180.00*
	F26RUH2	" " " " 199.00*
	F28RUH2	" " " " 215.00*
	F30RUH2	" " " " 248.00*
	F32RUH2	" " " " 272.50*

*F.O.B. Factory, Milan, Michigan

1227	F101H2	Furblo Air Conditioning Package Unit 62.50*
	F122H2	Furblo Air Conditioning Package Unit 72.50*
	F143H2	Furblo Air Conditioning Package Unit 95.00*
	W11H2	Automatic Air Moistener 10.00

*F.O.B. Hermansville, Michigan

1228	W180H2	Forct-Air Furnace Fan 17.80
	W240H2	" " " " 21.00
1229	W12H2	Forct-Air Warm Air Booster. 12.60
	W18H2	" " " " 17.80
1230	W3622H2	Lady Hibbard Range. 61.50
	W352H2	Waterfront. 5.00
1231	W3620H2	Lady Hibbard Range. 61.50
	W352H2	Waterfront. 5.00
1232	W4737H2	Lady Hibbard Range. 61.50
	W4937H2	" " " " 67.50
	W43H2	Waterfront. 4.75
1233	W336H2	Lady Hibbard Range. 53.95
	W337H2	" " " " 53.95
	W436H2	" " " " 59.95
	W437H2	" " " " 59.95
	W43H2	Waterfront. 4.75
1234	W7818H2	Lady Hibbard Range. 58.50
	W70H2	Waterfront. 5.50
1235	W666H2	Lady Hibbard Range. 53.95
	W667H2	" " " " 49.95
	W668H2	" " " " 53.95
	W669H2	" " " " 49.95
	W60H2	Waterfront. 4.75
1236	W3904H2	Stand-By Range. 41.50
	W3905H2	" " " " 41.50
	W905H2	Waterfront. 4.00
1237	W8683H2	Stand-By Range. 26.00
	W8684H2	" " " " 31.20
	W8681H2	" " " " 22.75
	W8682H2	" " " " 27.50
	W684H2	Waterfront. 5.00

Page	No.		Each
1238	W56H2	Lady Hibbard Range	\$49.50
	W57H2	" " "	45.50
	W58H2	" " "	49.50
	W59H2	" " "	45.50
	W60H2	Waterfront	4.75
1239	W769H2	New Beacon Range	39.50
	W768H2	" " "	35.50
	W1769H2	" " "	42.50
	W1768H2	" " "	37.50
	W176H2	Waterfront	4.25
1240	W888H2	Bak-Mor Steel Range	41.50
	F888H2	" " "	40.00*
	W888RH2	" " "	48.50
	F888RH2	" " "	47.50*
	W881H2	Waterfront	4.50
	W1866H2	Signal Steel Range	24.00
	W1869H2	" " "	27.25
	W176H2	Waterfront	4.25

*F.O.B. Factory, Belleville, Illinois

1241	W2525H2	Wizard Steel Range	18.95
	W2526H2	" " "	23.75
1242	W2515H2	Standard Steel Range	12.50
	W2515RH2	" " "	14.75
	W2516H2	" " "	15.00
	W2516RH2	" " "	17.50
1243	W370H2	Noble Cook Stove	9.75
	W380H2	" " "	11.25
	F370H2	" " "	9.50*
	F380H2	" " "	10.75*
	W415H2	Valor " "	12.25
	W414H2	" " "	9.85

*F.O.B. Belleville, Illinois

1244	W816H2	Black Gold Range	23.50
	W816RH2	" " "	26.50
	W81H2	Waterfront	4.50
	W4819RH2	Stand-By Cook Stove	22.00
	W4821RH2	" " "	24.50
	F4819RH2	" " "	22.00*
	F4821RH2	" " "	24.50*
	W4819H2	" " "	18.25
	W4821H2	" " "	20.75
	F4819H2	" " "	18.25
	F4821H2	" " "	20.75

*F.O.B. Nashville, Tennessee

1245	W817RH2	Cook Stoves	14.75
	W819RH2	" " "	17.40
	W817H2	" " "	13.20
	W819H2	" " "	14.95
	W714H2	" " "	6.85
	W815H2	" " "	9.10

1246	W351H2	Kitchen Heater	22.00
	W452H2	" " "	22.00
	W14HO	Waterfront	3.75
	W732H2	Kitchen Heater	19.75
	W14HO	Waterfront	3.75

1247	W32H2	Kitchen Heater	13.00
	W23H2	Waterfront	3.75
	W108H2	Kitchen Heater	10.50
	W1084H2	" " "	18.50
	W10H2	Waterfront	5.00

1248	W80H2	Laundry Stoves	8.00
	W54H2	" " "	4.75
	W50H2	" " "	4.35
	W602H2	" " "	6.50
	W604H2	" " "	7.65
	W160HO	Drum Oven	1.75
	W161HO	" " "	1.90

Page	No.		Each
1249	W650HO	Water Heaters	\$ 6.25
	W680HO	" " "	6.95
	W6210HO	" " "	13.25
	W140HO	" " "	9.75
	F92HO	" " "	13.50*
	W150H2	" " "	6.95
	W154H2	" " "	7.95
	W35H2	" " "	8.25

*F.O.B. Milan, Michigan

1250	F2631H2	Standard Electric Water Heater	52.00*
	F2651H2	Standard Electric Water Heater	62.00*
	F2632H2	Standard Electric Water Heater	58.50*
	F2652H2	Standard Electric Water Heater	69.50*
	W420H2	Kerosene Water Heater	14.50
	W426H2	" " "	15.50
	W1H2	" " "	14.50

*F.O.B. Factory, Toledo, Ohio

1251	W21H2	Storage Water Heater	33.50
	W131H2	" " "	41.00
	W720HO	Double Copper Coil Water Heaters	4.85
	W720H2	Double Copper Coil Water Heaters (Lots of 6)	4.70
	W725H2	Double Copper Coil Water Heaters (Lots of 6)	6.25
	W730H2	Double Copper Coil Water Heaters (Lots of 6)	7.15
	W800H2	Duplex Water Heater	22.00
	W801H2	" " "	55.00
	W9HO	Volcano " "	4.45
	W10HO	" " "	5.10

1252	W460H2	True Value Water Heaters	9.90
	W461H2	" " "	14.65

1253	FR24DDH2	Hotel Range	87.50*
	FR30DDH2	" " "	125.75*
		Waterfront, add.	7.50*
		Polished top for FR24DDH, add.	3.50*
		Polished top for FR30DDH, add.	4.50*
		For shelf in place of high closet, deduct.	4.00*
	FDR18H2	Hotel Range	150.35*
	FDR24DDH2	" " "	178.60*
		U Water Back, specify and add.	14.20*
		Polished top for FDR18H add.	5.00*
		Polished top for FDR24DDH add.	7.00*
		For high shelf in place of high closet, deduct	6.50*

*F.O.B. Factory, Quincy, Illinois

1254	F6824H2	Camp Stove	65.60*
	F8830H2	" " "	77.30*
		Waterfront, add.	7.50*
		Malleable Drop Door in place of double Swinging Door, add.	4.45*
	FC24H2	Stove only	56.70*
	FC30H2	" " "	66.85*
		Waterfront, add.	7.50*
	F50H2	Tank only	20.00*
	F55H2	Pipe connections for Tank.	2.50*

*F.O.B. Factory, Quincy, Illinois

1255	FN600H2	Cafe Range	116.75*
		With 22" solid top in place of two open tops, add	3.00*
		With 34" solid top in place of three open tops, add.	5.50*
		With Griswold waffle section, add.	3.50*

Page	No.	Each	Page	No.	Dozen	
1255 Continued.	FN600H2	Cafe Range	1266	F24B2	Stove Boards, pkg. of 1 doz. . . \$ 4.20*	
		With white porcelain high shelf, add		MW24B2	" " " " " " 3.90	
		Without high shelf, deduct.		F26B2	" " " " " " 4.80*	
		With three automatic lighters, add.	13.90*	MW26B2	" " " " " " 4.50	
		With Rock Wool Oven Insulation, per oven, add.	3.75*	F28B2	" " " " " " 5.40*	
		With Robertshaw Special Oven Heat Control, per oven, add.	17.50*	MW28B2	" " " " " " 5.10	
		Economy Hot Plates	13.75*	F30B2	" " " " " " 6.10*	
	F13H2	" " " " " "	15.60*	MW30B2	" " " " " " 5.80	
	F14H2	" " " " " "	18.00*	F2632B0	" " " " " " 5.70*	
	F15H2	" " " " " "	21.00*	MW2632B2	" " " " " " 5.40	
	F16H2	" " " " " "	18.25*	F2834B0	" " " " " " 6.50*	
	F131H2	" " " " " "	20.00*	MW2834B2	" " " " " " 6.20	
	F141H2	" " " " " "	23.25*	F3036B0	" " " " " " 7.50*	
	F151H2	" " " " " "	26.80*	MW3036B2	" " " " " " 7.20	
	*F.O.B. Factory, Quincy, Illinois			*F.O.B. West Virginia Factory		
1256	FN50GBH2	Economy Cafe Ranges		F2018B2	Stove Boards, pkg. of 1 doz. . . 4.95*	
	FN50GRBH2	" " " " " "	105.60*	F2024B2	" " " " " " 6.50*	
		With white porcelain high shelf, add	8.05*	F2026B2	" " " " " " 7.30*	
		Without high shelf, deduct.	11.70*	F2028B2	" " " " " " 8.20*	
		With three automatic lighters, add.	3.75*	F2030B2	" " " " " " 9.35*	
		With Rock Wool Oven insulation, add.	6.00*	F2032B2	" " " " " " 10.55*	
		With Robertshaw Special Oven Heat Control, per oven, add.	17.50*	F2035B2	" " " " " " 13.00*	
				F2524B2	" " " " " " 7.00*	
				M2526B0	" " " " " " Lots of 1/4 doz 8.25	
				M2526B2	" " " " " " Pkg. of 1 doz. 7.80	
				M2528B0	" " " " " " Lots of 1/4 doz 9.25	
				M2528B2	" " " " " " Pkg. of 1 doz. 8.75	
				M2530B0	" " " " " " Lots of 1/4 doz 10.40	
				M2530B2	" " " " " " Pkg. of 1 doz. 9.85	
				M2532B0	" " " " " " Lots of 1/4 doz 11.90	
			M2532B2	" " " " " " Pkg. of 1 doz. 11.30		
			F2535B2	" " " " " " 13.70*		
*F.O.B. Factory, Quincy, Illinois			*F.O.B. New Jersey or Illinois Factory			
1257	FN30H2	Economy Cafe Range	62.10*	1267	F901B0	Stove Boards, pkg. of 1/2 doz. . . 10.70*
		With 11 1/2" closed top in place of one open top, add	1.50*		F902B0	" " " " " " 12.35*
		With 22 1/2" closed top in place of two open tops, add	3.00*		F905B0	" " " " " " 16.75*
		With 34" full closed top section, add	5.50*		F907B0	" " " " " " 16.60*
		Without oven, deduct.	20.00*		F908B0	" " " " " " 18.40*
		With Griswold waffle section, add.	3.50*		F1024B2	" " " " " " 12.70*
		With white enamel high shelf, add	5.95*		F1026B2	" " " " " " 15.00*
		Without high shelf, deduct.	7.55*		F1028B2	" " " " " " 16.95*
		With two automatic lighters, add.	2.50*		F1030B2	" " " " " " 18.90*
		With Rock Wool oven insulation, per oven, add.	6.00*		F1033B2	" " " " " " 22.95*
		With Robertshaw special oven heat control, per oven, add.	17.50*		F1036B2	" " " " " " 26.50*
					F1224B2	" " " " " " 12.70*
					M1226B0	" " " " " " Lots of 1/6 doz. 15.80
					M1226B2	" " " " " " Pkg. of 1/2 doz 15.00
					M1228B0	" " " " " " Lots of 1/6 doz. 17.85
				M1228B2	" " " " " " Pkg. of 1/2 doz 16.95	
				M1230B0	" " " " " " Lots of 1/6 doz. 19.90	
				M1230B2	" " " " " " Pkg. of 1/2 doz 18.90	
				M1233B0	" " " " " " Lots of 1/6 doz. 24.20	
				M1233B2	" " " " " " Pkg. of 1/2 doz 22.95	
				M1236B0	" " " " " " Lots of 1/6 doz. 27.90	
				M1236B2	" " " " " " Pkg. of 1/2 doz 26.50	
				F8024B2	" " " " " " 11.95*	
				M8026B0	" " " " " " Lots of 1/6 doz. 14.80	
				M8026B2	" " " " " " Pkg. of 1/2 doz 14.05	
				M8028B0	" " " " " " Lots of 1/6 doz. 16.75	
				M8028B2	" " " " " " Pkg. of 1/2 doz 15.90	
				M8030B0	" " " " " " Lots of 1/6 doz. 18.85	
				M8030B2	" " " " " " Pkg. of 1/2 doz 17.90	
				M8033B0	" " " " " " Lots of 1/6 doz. 22.75	
				M8033B2	" " " " " " Pkg. of 1/2 doz 21.60	
				M8036B0	" " " " " " Lots of 1/6 doz. 26.30	
				M8036B2	" " " " " " Pkg. of 1/2 doz 24.95	
				F9010B0	" " " " " " 22.30*	
				F9011B0	" " " " " " 25.20*	
				F110-18B2	" " " " " " Pkg. of 1/2 doz 11.35*	
				F110-24B2	" " " " " " 17.75*	
				F110-26B2	" " " " " " 17.65*	
				F110-28B2	" " " " " " 19.55*	
				F110-30B2	" " " " " " 23.70*	
				F110-32B2	" " " " " " 26.80*	
				F110-118B2	" " " " " " 13.10*	
				F130-18B2	" " " " " " 11.35*	
				F130-24B2	" " " " " " 17.75*	
				M130-26B0	" " " " " " Lots of 1/6 doz. 18.55	
				M130-26B2	" " " " " " Pkg. of 1/2 doz 17.65	
				M130-28B0	" " " " " " Lots of 1/6 doz. 20.60	
*F.O.B. Factory, Chicago, Illinois			*F.O.B. Factory, Quincy, Illinois			
1264		Tank Heaters - Prices on Application				
1265		Feed Cookers, Butcher Stoves, Salamanders and Caldron Kettles- Prices on Application				

Page	No.	Dozen
1267	ML30-28B2 Stove Boards, Pkg. of 1/2 doz.	\$19.55
Con-	ML30-30B0 " " Lots of 1/6 doz.	24.95
tin-	ML30-30B2 " " Pkg. of 1/2 doz.	23.70
ued.	ML30-32B0 " " Lots of 1/6 doz.	28.25
	ML30-32B2 " " Pkg. of 1/2 doz.	26.80
	F130-118B2 " " "	13.10*

*F.O.B. New Jersey or Illinois Factory

Page	No.	Dozen
1268	ML6B0 Coal Hods, Pkg. of 1/2 doz.	4.25
	ML6B2 " " Lots of 1 doz.	4.25
	ML6B9 " " Lots of 1/6 doz.	5.45
	ML7B0 " " Pkg. of 1/2 doz.	4.55
	ML7B2 " " Lots of 1 doz.	4.55
	ML7B9 " " Lots of 1/6 doz.	5.75
	ML17B0 " " Lots of 1/6 doz.	7.20
	ML17B2 " " Pkg. of 1/2 doz.	6.00
	ML8B0 " " Pkg. of 1/2 doz.	4.95
	ML8B2 " " Lots of 1 doz.	4.95
	ML8B9 " " Lots of 1/6 doz.	6.15
	M20B0 " " Pkg. of 1/2 doz.	6.50
	M20B2 " " Lots of 1 doz.	6.50
	M20B9 " " Lots of 1/6 doz.	7.70
	M67B0 " " Lots of 1/6 doz.	9.20
	M67B4 " " Pkg. of 1/2 doz.	8.00
	M68B0 " " Lots of 1/6 doz.	9.20
	M68B4 " " Pkg. of 1/2 doz.	8.00
	ML15B0 " " Pkg. of 1/2 doz.	3.20
	ML15B2 " " Lots of 1 doz.	3.20
	ML15B9 " " Lots of 1/6 doz.	4.40
	ML16B0 " " Pkg. of 1/2 doz.	3.50
	ML16B2 " " Lots of 1 doz.	3.50
	ML16B9 " " Lots of 1/6 doz.	4.70
	ML17B0 " " Pkg. of 1/2 doz.	3.75
	ML17B2 " " Lots of 1 doz.	3.75
	ML17B9 " " Lots of 1/6 doz.	4.95
	M617B0 " " Pkg. of 1/2 doz.	4.95
	M617B2 " " Lots of 1 doz.	4.95
	M618B0 " " Pkg. of 1/2 doz.	5.35
	M618B2 " " Lots of 1 doz.	5.35
	M620B0 " " Pkg. of 1/2 doz.	7.00
	M620B2 " " Lots of 1 doz.	7.00
	M717B0 " " Pkg. of 1/4 doz.	6.00
	M717B2 " " Lots of 1/2 doz.	6.00
	M717B9 " " Lots of 1/6 doz.	7.20

Per 100 Joints

Page	No.	Per 100 Joints
1269	ML84B0 Stove Pipe, Drum of 25 Joints	17.28
	F184B0 " " "	19.20*
	ML85B0 " " "	20.52
	F185B0 " " "	22.80*
	M265B0 " " "	12.25
	F265B0 " " "	13.25*
	M266B0 " " "	13.00
	F266B0 " " "	14.00*
	M266 $\frac{1}{2}$ B0 " " "	7.00
	F266 $\frac{1}{2}$ B0 " " "	7.50
	M266 $\frac{3}{4}$ B0 " " "	8.00*
	F266 $\frac{3}{4}$ B0 " " "	12.00
	M267B0 " " "	15.00
	F267B0 " " "	16.00*
	M267 $\frac{1}{2}$ B0 " " "	8.50
	F267 $\frac{1}{2}$ B0 " " "	9.00*
	M283B0 " " "	9.25
	F283B0 " " "	10.00*
	M284B0 " " "	9.75
	F284B0 " " "	10.50*
	M285B0 " " "	10.50
	F285B0 " " "	11.25*
	M286B0 " " "	11.25
	F286B0 " " "	12.00*
	M286 $\frac{1}{2}$ B0 " " "	6.63
	F286 $\frac{1}{2}$ B0 " " "	7.00*
	M287B0 " " "	13.25
	F287B0 " " "	14.00*
	M287 $\frac{1}{2}$ B0 " " "	7.63
	F287 $\frac{1}{2}$ B0 " " "	8.00*
	M303B0 " " "	8.45
	F303B0 " " "	8.80*
	M304B0 " " "	8.95
	F304B0 " " "	9.30*
	M305B0 " " "	9.70
	F305B0 " " "	10.05*
	M306B0 " " "	10.45

Page	No.	Per 100 Joints
1269	F306B0 Stove Pipe, Drum of 25 Joints	\$10.80*
Con-	M306 $\frac{1}{2}$ B0 " " "	6.22
tin-	F306 $\frac{1}{2}$ B0 " " "	6.40*
ued.	M307B0 " " "	12.45
	F307B0 " " "	12.80*
	M2628B0 " " Drum of 10 Joints	22.00
	M2630B0 " " "	24.00
	M2676B0 " " Drum of 25 Joints	16.00
	F2676B0 " " "	17.00*
	M2856B0 " " "	12.25
	F2856B0 " " "	13.00*
	M2876B0 " " "	14.25
	F2876B0 " " "	15.00*
	M2876 $\frac{1}{2}$ B0 " " "	8.13
	F2876 $\frac{1}{2}$ B0 " " "	8.50*
	M3076B0 " " "	13.45
	F3076B0 " " "	13.80*

*F.O.B. West Virginia Factory

Page	No.	Per 100 Joints
1270	MK83B0 Stove Pipe, Drum of 25 Joints	9.25
	FK83B0 " " "	10.00*
	MK84B0 " " "	9.75
	FK84B0 " " "	10.50*
	MK85B0 " " "	10.50
	FK85B0 " " "	11.25*
	MK86B0 " " "	11.25
	FK86B0 " " "	12.00*
	MK86 $\frac{1}{2}$ B0 " " "	6.63
	FK86 $\frac{1}{2}$ B0 " " "	7.00*
	MK87B0 " " "	13.25
	FK87B0 " " "	14.00*
	FK293B0 " " "	9.40*
	FK294B0 " " "	9.90*
	FK295B0 " " "	10.65*
	FK296B0 " " "	11.40*
	FK297B0 " " "	13.40*
	MK303B0 " " "	8.45
	FK303B0 " " "	8.80*
	MK304B0 " " "	8.95
	FK304B0 " " "	9.30*
	MK305B0 " " "	9.70
	FK305B0 " " "	10.05*
	MK306B0 " " "	10.45
	FK306B0 " " "	10.80*
	MK306 $\frac{1}{2}$ B0 " " "	6.22
	FK306 $\frac{1}{2}$ B0 " " "	6.40*
	MK307B0 " " "	12.45
	FK307B0 " " "	12.80*
	FK313B0 " " "	8.20*
	FK314B0 " " "	8.70*
	FK315B0 " " "	9.45*
	FK316B0 " " "	10.20*
	MK876B0 " " "	14.25
	FK876B0 " " "	15.00*
	MK3076B0 " " "	13.45
	FK3076B0 " " "	13.80*
	M60B1 Stove Pipe Joints--Lots of 12 Joints	27.00
	M300B0 Stove Pipe Joints--Pkg. of 6 Joints	27.00
	M400B0 Stove Pipe Joints--Pkg. of 6 Joints	27.50
	M600B0 Stove Pipe Joints--Pkg. of 6 Joints	28.00

*F.O.B. West Virginia Factory

Page	No.	Dozen
1271	F133B0 Stove Pipe Elbows - Lots of 12 doz. (Assorted)	2.38*
	ML34B1 Stove Pipe Elbows - Pkg. of 1 doz.	2.53
	F134B0 Stove Pipe Elbows - Lots of 12 doz. (Assorted)	2.81*
	ML35B1 Stove Pipe Elbows - Pkg. of 1 doz.	2.92
	F135B0 Stove Pipe Elbows - Lots of 12 doz. (Assorted)	3.24*
	F136B0 Stove Pipe Elbows - Lots of 12 doz. (Assorted)	3.56*
	M233B1 Stove Pipe Elbows - Pkg. of 1 doz.	1.70
	F233B0 Stove Pipe Elbows - Lots of 12 doz. (Assorted)	1.80*

Page	No.		Dozen
1273	F477B1	Furnace Pipe Tees-Bdle.of	
Con-		1/3 doz	\$11.20*
tin-	M488B1	"	12.80
ued.	M499B1	"	16.00
	F577B1	"	9.60*
	M588B1	"	11.60
	M599B1	"	14.40
	F4110B1	"	19.20*
	F5110B1	"	17.20*
	M1458B1	Furnace Pipe Elbows-Bdle.of	
		2/3 doz	3.81
	M1459B1	"	3.99
	M1460B1	"	4.56
	M1557B1	"	3.24
	M1558B1	"	3.45
	M1559B1	"	3.66

*F.O.B. Factory, Chicago, Ill.

Page	No.		Pair
1275	D14E1	Extra Wicks	\$.25
Con-	D18E1	"25
tin-	D28E1	"45
ued.	D36E1	"45
	H2E0	Ash Sifters--Lots of 1/4 doz	Dozen 8.00
	H5E0	" " Pkg.of 1/2 doz.	2.75
	HH10E0	" " Open Stock.	3.40
	H10E0	" " Pkg.of 1/2 doz.	3.30
	HH11E0	" " Open Stock.	4.15
	H11E0	" " Pkg.of 1/2 doz.	3.75
	H84E0	Ash Sieves--Lots of 1/4 doz.	4.35
	D176E0	Chimney Tops	20.00
	D177E0	" "	22.00
	D178E0	" "	24.00
	D179E0	" "	25.50
	D1712E0	" "	39.00
	HH110E0	Chimney Caps--Open Stock	15.50
	H110E0	" " Pkg.of 1/2 doz.	14.10
	HH111E0	" " Open Stock.	17.70
	H111E0	" " Pkg.of 1/2 doz.	16.10
	H267E0	" "	12.70
	H268E0	" "	12.70

Page	No.		Dozen
1276	H83E9	Stove Pipe Thimbles--Lots of 1/2 doz	1.85
	H83E0	Stove Pipe Thimbles--Pkg.of 1 doz	1.70
	H84E9	Stove Pipe Thimbles--Lots of 1/2 doz	1.85
	H84E0	Stove Pipe Thimbles--Pkg.of 1 doz	1.70
	H165E9	Stove Pipe Thimbles--Lots of 1/2 doz	1.85
	H165E0	Stove Pipe Thimbles--Pkg.of 1 doz	1.70
	H167E9	Stove Pipe Thimbles--Lots of 1/2 doz	1.85
	H167E0	Stove Pipe Thimbles--Pkg.of 1 doz	1.70
	H345E9	Stove Pipe Thimbles--Pkg.of 1 doz80
	H345E0	Stove Pipe Thimbles--Lots of 2 doz75
	H640E0	Stove Pipe Thimbles	3.70
	H667E9	Stove Pipe Thimbles--Pkg.of 1 doz75
	H667E0	Stove Pipe Thimbles--Lots of 2 doz70
	H689E0	Stove Pipe Thimbles--Pkg.of 1 doz	1.15
	H740E0	Stove Pipe Thimbles	4.70
	D64E0	Stove Pipe Cylinders--Lots of 1/3 doz	3.60
	D65E0	Stove Pipe Cylinders--Lots of 1/3 doz	3.85
	D74E0	Stove Pipe Cylinders--Lots of 1/4 doz	5.25
	D75E0	Stove Pipe Cylinders--Lots of 1/4 doz	5.75
	D3E1	Stove Pipe Collars--Pkg.of 1 doz55
	D3E0	Stove Pipe Collars--Lots of 3 doz50
	D4E1	Stove Pipe Collars--Pkg.of 1 doz55
	D4E0	Stove Pipe Collars--Lots of 3 doz50
	D5E1	Stove Pipe Collars--Pkg.of 1 doz38
	D5E0	Stove Pipe Collars--Pkg.of 6 doz35
	D6E1	Stove Pipe Collars--Pkg.of 1 doz40
	D6E0	Stove Pipe Collars--Pkg.of 6 doz36
	D7E1	Stove Pipe Collars--Pkg.of 1 doz50
	D7E0	Stove Pipe Collars--Pkg.of 6 doz46
	H376E0	Stove Pipe Reducers--Open Stock	2.75
	H376E1	Stove Pipe Reducers--Pkg.of 1 doz	2.50

1274	DOE0	Flue Brushes	Dozen 16.00
	D1E0	" "	16.00
	D2E0	" "	16.00
	D3E0	" "	16.00
	D4E0	" "	20.00
	D5E0	" "	24.00
	D6E0	" "	32.00
	D570E0	" "	11.50
	D572E0	" "	14.40
	D573E0	" "	17.20
	D575E0	" "	20.20
	D576E0	" "	23.00
	D610E0	" " Lots of 1/2 doz	2.70
	D611E0	" " " "	3.00
	D612E0	" " " "	3.00
	D613E0	" " " "	3.40
	D615E0	" " " "	3.75
	D616E0	" " " "	4.10
	D660E0	" " " "	11.20
	D663E0	" " " "	11.20
	D3252E0	" "	4.00
	D124E0	Furnace Brushes--Open Stock.	3.00
	M124E0	" " Lots of 1/2 doz.	2.75
	M124E2	" " Lots of 1 doz.	2.25
	D1900E1	Boiler Brushes--Lots of 1/2 doz	4.35
	D1903E1	Boiler Brushes--Lots of 1/2 doz	4.85
	D1E0	Mica--All sizes--Discount 45% from list prices.	
	D2E0	Mica--All sizes--Discount 50-10% from list prices.	
	D765E0	Mica--All sizes--Discount 65% from list prices.	
	D766E0	Mica--All sizes--Discount 55-5% from list prices.	

*F.O.B. Factory, Chicago, Ill.

	D491E3	Mica Assortment	Asst. 7.25
	D492E3	" "	6.00
1275	D3AE0	Air Moistener--Open Stock.	Dozen 3.15
	H3AE0	" " Pkg.of 1 doz.	2.90
	D3BE0	" " Open Stock.	3.15
	H3BE0	" " Pkg.of 1 doz.	2.90
	D494E9	" " Open Stock.	4.50
	D494E0	" " Lots of 1 doz	4.10
	D495E9	" " Open Stock.	4.95
	D495E0	" " Lots of 1 doz	4.50
	D496E9	" " Open Stock.	4.50
	D496E0	" " Lots of 1 doz	4.10
	D497E9	" " Open Stock.	4.95
	D497E0	" " Lots of 1 doz	4.50
	D4E0	Humidifier	Each 1.60
	D5E0	"	1.60
	D6E0	"	1.90
	D7E0	"	1.90
	D8E0	"	2.60
	D9E0	"	2.60
	D10E0	"	3.25
	D11E0	"	3.25

Page	No.		Dozen
1276	H706E9	Stove Pipe Reducers--Lots of 1/2 doz	\$ 1.85
Continued.	H706E0	Stove Pipe Reducers--Pkg. of 1 doz	1.70
	H7006E9	Stove Pipe Reducers--Lots of 1/2 doz	1.85
	H7006E0	Stove Pipe Reducers--Pkg. of 1 doz	1.70
1277	D203E9	Dampers--Lots of 1/2 doz	1.10
	D203E0	" Lots of 1 doz	1.00
	D204E9	" Lots of 1/2 doz	1.15
	D204E0	" Lots of 1 doz	1.05
	D205E9	" Lots of 1/2 doz	1.25
	D205E0	" Lots of 1 doz	1.15
	D206E0	" Lots of 1 doz	1.35
	D206E3	" Pkg. of 3 doz	1.25
	D207E9	" Lots of 1/2 doz	1.98
	D207E0	" Lots of 1 doz	1.80
	D208E0	" Lots of 1/2 doz	3.20
	D208E1	" Lots of 1 doz	2.90
	D209E0	" Lots of 1/2 doz	4.50
	D209E1	" Lots of 1 doz	4.35
	D210E0	" Lots of 1/4 doz	5.50
	D212E0	" Lots of 1/4 doz	6.60
	D306E0	" Lots of 1 doz	1.35
	D306E2	" Pkg. of 3 doz	1.25
	D406E0	" Pkg. of 1 doz	1.35
	H406E2	" Pkg. of 3 doz	1.25
	D1E9	Flue Stoppers--Pkg. of 1 doz90
	D1E0	" Lots of 2 doz82
	H2E9	" Pkg. of 1 doz80
	H3E9	" Pkg. of 1 doz80
	H3E0	" Pkg. of 2 doz75
	H3E2	" Lots of 4 doz70
	D4E0	" Pkg. of 1 doz	1.25
	D10E0	" Pkg. of 1 doz	1.25
	D13E0	" Pkg. of 1 doz	1.25
	D15E0	" Pkg. of 1 doz80
	D44E9	" Lots of 1 doz85
	D44E0	" Lots of 2 doz80
	H163E9	Stove Pipe Collar Reducers--Pkg. of 1/2 doz	1.10
	H164E9	Stove Pipe Collar Reducers--Pkg. of 1/2 doz	1.10
	D960E9	Stove Pipe Caps--Lots of 1/2 doz	2.30
	D960E0	Stove Pipe Caps--Pkg. of 1 doz	2.10
1278	H216E0	Clinker Tongs	14.60
	D324E0	" Lots of 1/2 doz	3.00
	H324E0	" Pkg. of 1 doz	2.75
	D7E1/2	Stove Scrapers--Pkg. of 1 doz42
	D7E0	" Lots of 3 doz38
	D01E9	Stove Pokers--Pkg. of 1 doz76
	D1E9	" Pkg. of 1 doz90
	D04E9	" Pkg. of 1 doz76
	D4E9	" Pkg. of 1 doz90
	D40E0	" Pkg. of 1 doz	1.80
	D41E0	" Pkg. of 1 doz	1.80
	D130E0	"	2.10
	H165E9	Furnace Pokers--Pkg. of 1/4 doz	3.30
	H165E0	Furnace Pokers--Lots of 1/2 doz	3.00
	H371E0	Furnace Pokers--Pkg. of 1/6 doz	6.00
	D10E0	Stove Cover Lifters95
	D12E9	" Lots of 1/2 doz	1.20
	D12E0	Stove Cover Lifters--Pkg. of 1 doz	1.10
	D66E9	Stove Cover Lifters--Pkg. of 1 doz67
	D66E0	Stove Cover Lifters--Lots of 2 doz64
	D76E9	Stove Cover Lifters--Pkg. of 1 doz80
	D76E0	Stove Cover Lifters--Lots of 2 doz76
	D21E0	Stove Shakers--Pkg. of 1 doz	2.75
	D83E0	"	2.30
	D84E0	"	2.70
	D86E0	"	2.70

Page	No.		Dozen
1279	D40E0	Stove Shovels--Pkg. of 1 doz	\$.70
	D105E9	" Pkg. of 1/2 doz	1.65
	D105E0	" Lots of 1 doz	1.50
	D224E0	"	3.85
	D413E0	" Lots of 1 doz	1.35
	H413E1	" Pkg. of 2 doz	1.25
	H561E0	" Pkg. of 2 doz80
	D801E9	" Lots of 1/2 doz	2.00
	H801E0	" Pkg. of 1 doz	1.90
	D850E0	" Lots of 1 doz	1.44
	H850E2	" Pkg. of 2 doz	1.45
	H518E2	Grate Baskets	Each 3.50
	H520E2	"	3.65
	H522E2	"	4.00
	H524E2	"	4.25
	H527E2	"	4.65
	H530E2	"	5.20
	H8624E2	Wood and Coal Baskets	4.00
	H8627E2	"	4.25
	H8630E2	"	4.50
	H218E2	Coal Hods	2.78
	H2181E2	"	2.25
	H1569E0	Wood Holders	1.75
	H15691E0	"	1.35
1280	H131E2	Spark Guards	Each 3.00
	H137E2	"	3.60
	H143E2	"	4.50
	HH430E0	" Open Stock	2.10
	H430E0	" Pkg. of 3	1.90
	HH735E0	" Open Stock	1.90
	H735E0	" Pkg. of 3	1.65
	D51E0	Fire Fenders	1.85
	H2624E0	" Nest of 3	Nest 5.60
	H2425E2	Fireplace Screens	Each 3.60
	H20E2	Fireplace Ensemble	Deal 8.00
	H3687E2	Andirons	Pair 2.60
	H969E2	Fire Sets	Set 2.60
	H2496E2	Fire Screens	Each 2.85
1281	H13E2	Fireplace Ensembles	Deal 10.30
	H14E2	"	14.75
	H3662E2	Andirons	Pair 4.20
	H36403E2	"	3.75
	H945E2	Fire Sets	Set 3.65
	H946E2	"	3.75
	H2453E2	Fireplace Screens	Each 7.50
	H2497E2	"	3.95
1282	H12E2	Fireplace Ensembles	Deal 9.75
	H21E2	"	13.00
	H587E2	Andirons	Pair 3.20
	H3699E2	"	4.75
	H859E2	Fire Sets	Set 3.90
	H964E2	"	4.15
	H2505E2	Fireplace Screens	Each 4.75
	H24981E2	"	3.50
1283	H17E2	Fireplace Ensembles	Deal 15.25
	H22E2	"	9.00
	H3532E2	Andirons	Pair 2.89
	H35993E2	"	4.25
	H935E2	Fire Sets	Set 3.45
	H9073E2	"	5.50
	H2459E2	Fireplace Screens	Each 5.75
	H2496E2	"	2.85

Page	No.	Roll	Page	No.	Dozen
1284	D417AEO	Table Oil Cloth	2.52	1286	7N4 Metal Polish--Open Stock . . . \$16.00
	D5000EO	" " "	2.52		Con- 7N5 " " Full Package . . . 14.40
	D5507EO	" " "	2.52		tin- 202N4 " " Pkg. of 1 doz . . . 1.45
	D5512EO	" " "	2.52		ued. 204N3 " " Open Stock . . . 2.50
	D5513EO	" " "	2.52		204N4 " " Pkg. of 1 doz . . . 2.25
	D6000EO	" " "	3.10		206N3 " " Open Stock . . . 4.00
		Dozen Boxes			206N4 " " Pkg. of 1 doz . . . 3.60
	D50EO	Linoleum Binding	19.85		210N3 " " Open Stock . . . 12.60
	D57EO	" " "	16.00		210N4 " " Pkg. of 1/2 doz . . . 11.35
	D60EO	" " "	16.85		
	D70EO	" " "	22.60		
	D75EO	" " "	18.60		
	H106EO	" " " Pkg. of 2			
		doz. boxes80	1287	W52N0 Insulating Cement--Bag of
	H107EO	Linoleum Binding--Pkg. of 2			100 lbs 1.45
		doz. boxes89		W52N3 Insulating Cement--Lots of
	H200EO	Linoleum Binding--Pkg. of 1			2 bags 1.40
		doz. boxes	2.00		Can
	H201EO	Linoleum Binding--Pkg. of 1			620N4 Graphite--Open Stock30
		doz. boxes	1.37		620N0 " " Lots of 6 cans28
	H202EO	Linoleum Binding--Pkg. of 2			620N3 " " Case of 36 cans27
		doz. boxes	1.15		635N3 " "80
	D575EO	Linoleum Binding	18.60		684N9 " " Pkg. of 1 doz80
	D600E1	" " "	23.30		684N3 " " Lots of 3 doz.75
	D625E2	" " "	31.20		6311N3 " "28
		Gross			6312N3 " "28
		17.75			6321N2 " " Open Stock, per can45
1285	D1EO	Stove Polish--Open Stock	17.75		W6321N3 " " Pkg. of 3 doz, per 13.80
	H1EO	" " Pkg. of 1/4 gro	16.90		6322N2 " " Open Stock, per can45
	D2EO	" " Open Stock	8.25		W6322N3 " " Pkg. of 3 doz, per 13.80
	H2EO	" " Pkg. of 1/2 gro	7.50		6331N2 " " Open Stock, per can 2.00
	D15EO	" " Open Stock	17.75		W6331N3 " " Pkg. of 10 cans, 18.50
	H15EO	" " Pkg. of 1/4 gro	16.90		6332N1 " " Open Stock, per can 2.00
	D36EO	" " Open Stock	16.75		W6332N3 " " Pkg. of 10 cans, 18.50
	H36EO	" " Pkg. of 1/4 gro	15.95		F6441N3 " " per box 8.75*
	D71EO	" " Open Stock	17.40		F6442N3 " " per box 8.75*
	H71EO	" " Pkg. of 1/4 gro	16.56		
	D72EO	" " Open Stock	22.05		
	H72EO	" " Pkg. of 1/4 gro	21.00		
	D73EO	" " Open Stock	15.00		
	H73EO	" " Pkg. of 1/4 gro	14.40		
	D75EO	" " Open Stock	144.00		
	H75EO	" " Pkg. of 1/24 gro	136.80		
	D76EO	" " Open Stock	22.80		
	H76EO	" " Pkg. of 1/4 gro	21.75		
		Dozen			
	D368E2	" " Pkg. of 1 doz	2.00		
		Gross			
	D37EO	Stoveoil--Open Stock	37.44		
	H37EO	" " Pkg. of 1/4 gro	34.56		
	D34EO	Stovink--Pkg. of 1/12 gro	31.30		
	H34EO	" " Pkg. of 1/4 gro	28.50		
		Dozen			
1286	601N0	Stove Pipe Enamel--Lots of 190		
	601N4	Stove Pipe Enamel--Lots of 385		
	602N0	Stove Pipe Enamel--Pkg. of 1	1.30		
	602N4	Stove Pipe Enamel--Lots of 2	1.20		
	603N4	Stove Pipe Enamel	1.60		
	604N4	" " "	2.70		
	0301N5	Cream Metal Polish	1.35		
	0302N5	" " "	2.25		
	0303N5	" " "	4.00		
	0304N5	" " "	7.20		
	0306N5	" " "	16.80		
	100N3	Metalglas--Open Stock80		
	100N5	" " Pkg. of 6 doz.70		
	500N5	" " Pkg. of 1 doz.	2.00		
	501N5	" " Pkg. of 1/2 doz.	3.20		
	1N0	Soot Destroyer--Pkg. of 1 doz	1.50		
	W1N3	" " Lots of 2 doz	1.50		
	2N4	Metal Polish--Open Stock	1.20		
	2N5	" " Full Package	1.08		
	3N4	" " Open Stock	2.00		
	3N5	" " Full Package	1.80		
	4N4	" " Open Stock	3.60		
	4N5	" " Full Package	3.24		
	5N4	" " Open Stock	6.00		
	5N5	" " Full Package	5.40		
	6N4	" " Open Stock	10.00		
	6N5	" " Full Package	9.00		
		Per 100 Lbs.			
		1.45			
		1.40			
		.30			
		.28			
		.27			
		.80			
		.80			
		.75			
		.28			
		.28			
		.45			
		13.80			
		.45			
		13.80			
		2.00			
		18.50			
		2.00			
		18.50			
		8.75*			
		8.75*			
		*F.O.B. Factory, Jersey City, N. J.			
		Dozen			
	D10D0	Gas Cocks	1.80		
	D30D4	" " Open Stock	3.60		
	D30D0	" " Pkg. of 1 doz	3.25		
	D33D9	" " Open Stock	3.60		
	D33D9	" " Pkg. of 1 doz	3.25		
	D34D9	" " Open Stock	3.60		
	D34D9	" " Pkg. of 1 doz	3.25		
	D35D9	" " Open Stock	4.00		
	D35D9	" " Pkg. of 1 doz	3.60		
	D111D0	" "	2.00		
	D121D0	" "	3.30		
	D130D4	" " Open Stock	3.75		
	D130D0	" " Pkg. of 1 doz	3.50		
	D211D0	" "	2.25		
	D121D0D	" " Pkg. of 1/2 doz	2.35		
	D1211D0	" " Pkg. of 1/2 doz	2.35		
	D1221D0	" " Pkg. of 1/2 doz	3.60		
	D31D4	Gas Cock Handles--Pkg. of 150		
	D32D4	Gas Cock Bolts--Pkg. of 124		
		Per 100 Ft.			
		4.60			
		4.25			
		Each			
		.10			
		.08			
		.15			
		.12			
		.18			
		.15			
		.20			
		.18			
		.24			

Page	No.	Each
1288	D56A0	Gas Tubing--Pkg. of 5 lengths \$.21
Con-	D57A1	" " Open Stock28
tin-	D57A0	" " Pkg. of 5 lengths24
ued.	D58A1	" " Open Stock32
	D58A0	" " Pkg. of 5 lengths28
	D60A1	" " Open Stock35
	D60A0	" " Pkg. of 5 lengths32
		Foot
	D70A0	Gas Tubing--Coil of 35-50 ft.03
		Each
	D82A9	Gas Tubing--Open Stock27
	D82A1	" " Lots of 10 lengths24
	D83A9	" " Open Stock34
	D83A1	" " Lots of 10 lengths31
	D84A9	" " Open Stock42
	D84A1	" " Lots of 10 lengths37
	D85A9	" " Open Stock49
	D85A1	" " Lots of 10 lengths44
	D86A9	" " Open Stock57
	D86A1	" " Lots of 10 lengths50
	D510A1	" " Open Stock40
	D510A0	" " Pkg. of 5 lengths36
		Doz. Pairs
	D7A1	Extra Rubber Tubing Ends50

Page	No.	Each
1288	D812A1	Copper Connectors--Open Stock \$.27
Con-	D812A0	Copper Connectors--Lots of 624
clu-	D818A1	Copper Connectors--Open Stock31
ded.	D818A0	Copper Connectors--Lots of 628
	D824A1	Copper Connectors--Open Stock35
	D824A0	Copper Connectors--Lots of 632
	D830A1	Copper Connectors--Open Stock34
	D830A0	Copper Connectors--Lots of 631
	D836A1	Copper Connectors--Open Stock38
	D836A0	Copper Connectors--Lots of 634
	D912A1	Copper Connectors--Open Stock27
	D912A0	Copper Connectors--Lots of 624
	D918A1	Copper Connectors--Open Stock31
	D918A0	Copper Connectors--Lots of 628
	D924A1	Copper Connectors--Open Stock35
	D924A0	Copper Connectors--Lots of 632
	D930A1	Copper Connectors--Open Stock34
	D930A0	Copper Connectors--Lots of 631
	D936A1	Copper Connectors--Open Stock38
	D936A0	Copper Connectors--Lots of 634
		Dozen
	D221D0	Gas Hose Nipples-- Size 1/4--Pkg. of 1 doz 1.50
		Size 3/8-- " 1.50
		Size 1/2-- " 1.65
	D225D0	Size 1/4-- " 1.50
		Size 3/8-- " 1.50
		Size 1/2-- " 1.65