

1926

COMPLETE

Waverly

CATALOG

STOVES

RANGES

REPAIRS

FURNACES

BOILERS

Stove Dealers' Supplies

Manufacturers of

Stove Pipe and Elbows

Furnace Pipe and Fittings

THE *Waverly* STOVE REPAIRS
HEATING SUPPLY CO.


OFFICE AND SALESROOMS
52-54 Union Street

FACTORY
260-268 Bunker Hill St.

WAREHOUSE
277-283 Bunker Hill St.

BOSTON, MASSACHUSETTS

Prices Subject to Change Without Notice




This is our main building on Union Street, where our office and Show Room is located

This building is devoted almost exclusively to Repairs and Supplies



This is our Factory where we manufacture the best Stove Pipe and Elbows, Furnace Pipe and Fittings



This is our New Warehouse directly opposite our Factory. Floor space 80 feet x 200 feet. This is where we carry our surplus stock to replenish the stock at our main building

**LARGE STOCKS
PROMPT SHIPMENTS**

To the Trade



FOR some years we published our REPAIR CATALOG & REFERENCE BOOK and our MERCHANDISE CATALOG separately because in many concerns the two lines are handled by different people. We found however, that it is sometimes confusing to the trade to have two catalogs and that a COMPLETE CATALOG is perhaps more convenient. The last two years we combined both books and the COMPLETE CATALOG has proven very satisfactory, the REPAIR CATALOG & REFERENCE BOOK is in the front part and the MERCHANDISE CATALOG is in the rear of this COMPLETE CATALOG.

REPAIR SECTION

We give the name of the Range, Stove, Furnace or Boiler, the name of the Manufacturer, all the sizes that have been made, the different styles of grates that have been used, give other information and ask necessary questions which should be answered so that your order can be filled correctly without delay.

Our object is to assist the dealer and to make his repair business as little work and as much profit as possible. The dealer can assist himself and us if he will make the proper use of this book and avoid delays, errors, expense and unnecessary correspondence.

All our repairs are purchased by us from the manufacturers or made from patterns owned by us. We can furnish repairs for many stoves and heaters which the manufacturers cannot furnish and in many cases where the manufacturers have been out of business for many years.

We have purchased the patterns of Chilson Furnace Co., Richmond Stove Co., Smith & Anthony Co. and Spicer & Peckham.

WE TAG ALL REPAIRS telling the name and number of the range or heater the parts will fit.

All repairs are shipped the day order is received if the goods are in stock in Boston. Repairs not in Boston will be ordered from the manufacturers if you so desire.

See directions for ordering repairs on page 2.

MERCHANDISE SECTION

We illustrate and give list prices of Stoves, Ranges, Furnaces, Boilers, Gas Ranges, Gas Water Heaters, Stove Pipe & Elbows, Furnace Pipe and Fittings, Fireplace Fixtures, Registers, Sinks, Stove Supplies of all kinds.

See index in rear of book.

TERMS

Net 30 days from date of shipment, or 2 per cent discount on the 10th of month following shipment.

Freight allowed on Stoves, Ranges and Furnaces not to exceed 40c. per cwt. in lots of 200 lbs. or over, if settlement is made within 30 days, and when accompanied by paid freight bill, but not otherwise.

Delivery on Pipe, Elbows and Fittings. Orders amounting to 100 lbs. or more will be delivered by auto truck or freight, will be allowed as far north as Portland, Maine, Rochester and Concord, New Hampshire, and Massachusetts line to Connecticut River; all of Connecticut and Rhode Island. No delivery on Cape Cod, Nantucket or Martha's Vineyard.

Prices subject to change without notice.

We thank you for any past business and hope to receive your future favors.

If we have not received any business from you in the past we sincerely hope to be favored by you and assure you that all orders will have prompt and careful attention, and that you will receive courteous treatment in every way.

Yours for Service,

Large Stocks

Prompt Shipments

Best Service

Aug 1, 1926.

DIRECTIONS FOR ORDERING REPAIRS

Give complete description, stating whether range, cook stove, parlor, oak, open grate, furnace, steam heater or hot water heater.

Give complete name, correct number, style of grate, maker's name and latest date.

In ordering always look in repair catalog and see what other information is required.

NAME. Give complete name, for example, if WAVERLY, whether WAVERLY "A", WAVERLY IMPERIAL, WAVERLY JEWEL, PRIZE WAVERLY, etc.

NUMBER. Give correct number of range, for example, 7-16, 7-18, 8-18, 8-20, 9-20, 9-22, 77, 8-10, 70-18, 518-12, 63-80, 7-18-4, 828-03, 1B, WB282, 82 HF., etc. (The size is usually found on the top of the range to the left of the pipe collar.) Do not specify simply the size of holes. If you order No. 7, we shall understand that range has 7 inch covers and 18 inch oven, No. 8, 8 inch covers and 20 inch oven.

STYLE OF GRATE. Always tell the style of grate. See illustrations on page 7. We sometimes ship plain if style is not given. Never say that a range has a Double Grate, because Dockash, Triangular and Duplex Grates are all Double Grates. Refer to catalog and see what styles of grates the range takes and order accordingly. It is frequently necessary to know the style of grate in filling an order for linings.

MAKER'S NAME. Always give the name of the maker. There are often stoves of the same name made by different foundries and it is impossible to tell which you want the repairs for unless you give the name of the maker, which is usually found on the right end of the range and not on the shelf under the oven door.

LATEST DATE. Always give the latest date. When a date is given we will understand it to be the latest date. (On a range the date is usually found on the shank plate or right end guard.)

COAL FIXTURES. We understand this to mean the entire fire box including shaker.

FIRE BOX. We understand this to mean all parts inside the fire box. Shank plate, end guards and shaker not included.

LININGS COMPLETE. We understand this to mean the brick linings together with the iron ends and front grate if range takes any, but not the front guard if range has a front brick lining.

LININGS. We understand an order for linings to mean the bricks only, no iron ends or front grate. If range has a waterfront, brass coil or combination waterfront, be sure to state which (if coil give description of same), otherwise, we will understand that it has neither. We furnish brick to fit the coils made by the manufacturers. If there is a "home-made" coil in the range and the brick does not fit, it is not our fault.

FRONT GRATE. Solid Cast Iron Lining which takes the place of a front brick.

FRONT GUARD. A casting which goes between the front brick and the fire end jamb of the range.

IRON ENDS. State whether right or left end is wanted. Not shipped on an order for "linings." If range has waterfront or coil, be sure to so state because the iron ends may be different. If you do not state, we will understand that the plain ends are wanted.

END GUARDS. These are the thin cast iron plates which go behind the end linings. State whether right or left is wanted.

WOOD FIXTURES AND WOOD LININGS. We understand this to mean the entire set of fixtures for burning wood, but not the extension box. Always specify when wood fixtures are wanted, otherwise, we will understand that coal fixtures are wanted.

GRATE BARS. In ordering a dockash or triangular bar, instead of ordering a back or front bar, order a long or short bar as the case may be. On some ranges the long bar is the front bar and on others it is the back bar, so there will be less chance of error if you specify long or short bar.

GRATE BEDS OR FRAMES. If you order a Dockash, Triangular or Duplex Grate, and the bars are mounted into the frame, we will send bars and frame complete (except on the Magee Ranges which take a heavy bed, the bed is never sent unless especially ordered.) If you want the bars only, order One Set of Bars.

DRAW CENTER GRATE OR DRAW CENTER GRATE COMPLETE. We understand this to mean the Grate and Draw Center. If you want the grate only, order a Grate less draw center. Grate Bed or Brick Rest are never sent unless ordered.

LINING CLAMPS OR GAS BURNERS. State whether the front or back is wanted.

WATERFRONTS. On ranges that have more than one style of waterfront, we will always send the straight waterfront unless the elbow or double elbow is ordered.

BRASS COILS. Always tell the style of coil in range. See illustrations on page 8. Sometimes a plumber will put a coil of his own make into a range which is different from the style furnished by the manufacturer. In this case, the brick may not fit. If you order brick to fit a front coil and the manufacturers never made such a coil for the range, we will send plain back and end bricks which will have to be fitted to the coil.

COMBINATION WATERFRONT. This is a cast iron waterfront with a brass pipe extension around the right end and back of fire box. See illustration on page 8.

COIL WATERFRONT. Never order a coil waterfront or brick to fit it. We will not know whether a brass coil or a combination waterfront is wanted.

CHANGING STYLE OF GRATE. When changing from one style of grate to another, be sure to so state, so that we may send you the parts necessary to make the change, should you omit to order them. Be sure that the range takes the style of grate that you wish to change to. You can find this out by referring to the catalog.

CHANGING FROM WOOD TO COAL OR FROM COAL TO WOOD. If you are making one of these changes, be sure to so state, so that we can send you any parts necessary to make the change, that you omit to order.

RESERVOIR REPAIRS. In ordering parts for reservoir, give the correct name of parts wanted. See illustration on page 5. If you are changing from a plain to a reservoir range, be sure to so state, so that any necessary dampers or flues may be sent.

MAIN TOPS AND TOP END SHELVES. State whether plain edge, polished edge, or nickel. If nickel, whether the rails are bolted or removable.

OVEN SHELVES. Do not order an oven shelf. Order an oven rack or a shelf under the oven door as the case may be.

MANTEL SHELVES. Sometimes the mantel shelf on a range is not the one which was made for the range, possibly it was made for a range made by a different manufacturer. When we send repairs for mantel shelves we send repairs for the shelf which was made for the range. If any other shelf is on the range it is, of course, no fault of ours.

NICKEL PARTS. Nickel parts are never sent unless ordered. If you want a shelf and also the nickel, order "Shelf and Nickel."

LEGS. State whether range has a Base, Hot Closet or neither, also, whether front or back legs are wanted

FURNACE AND BOILER GRATES. State which bar is wanted, counting from left to right as you face the heater, except on furnaces made by Richardson and Boynton Co., bars of which are numbered differently, see illustrations on page 56. Always give casting marks if possible. In some heaters left and right hand bars are the same, allowance being made in the grate frame or ash pit or by reversing the cogs. In some heaters, including the Magee, Howard, Richmond, etc., it is possible to put the left hand bars on the right hand side and vice versa, so it is always best to give all marks on bars. See illustrations on page 56.

FOUNDRY ORDERS

When goods cannot be obtained in Boston, we will order them from the foundry unless you instruct us otherwise.

We use the same words that you use in ordering from us. If the foundry does not understand the description and sends the wrong parts, we, of course, are not to blame, but we will do everything possible to straighten the matter out.

We send you a postal card which is a copy of our order to the foundry. Examine this postal card carefully and advise us at once if goods are not ordered correctly, giving us our order number, which appears on the card.

CANCELLATION OF ORDERS

When the goods are ordered from the foundry, we cannot cancel the order, unless the foundry will cancel our order.
 Goods which have been ordered from the foundry positively cannot be returned unless the foundry will allow us to return them.

DEFECTIVE GOODS

GRATES. If a grate has a sand-hole or other defect in manufacture, we will send you another free of charge. If the grate is burned out or melted, we will charge it to you, because it cannot be burned out except by allowing the ashes to accumulate in the ash pit, which of course, is no fault of ours. *See below.*

BRICK LININGS. The life of brick linings is very uncertain. The very best clay obtainable is used in our linings, but because of the nature of the goods we cannot guarantee them.

WATERFRONTS. If a waterfront leaks when the water is turned on, we will send you another. If a waterfront gives rusty water, we will send you another, but that ends our responsibility. There is no guarantee against a waterfront giving rusty water and there is no way of telling whether a waterfront will become "rusty" or not.

When we send a waterfront to replace another, the old waterfront must be returned to us for examination before credit is given.

We will pay no bills for labor or other expense in replacing defective goods.

BURNING OUT OF GRATES

Reprinted from Metal Worker, Plumber and Steam Fitter, issue of January 8, 1915.

"Manufacturers are always willing to replace defective parts, but when portions of an equipment are so greatly abused that their life is shortened or that irreparable injury is caused purely through carelessness or ignorance on the part of the ultimate consumer, the problem becomes a very serious one, both for dealer and manufacturer. Particularly is this true where the customer, though mistaken, may honestly believe that the destruction of the parts is due to poor material or workmanship.

It is a physical impossibility to melt cast iron except by imbedding the iron in the fire or ashes, which is the result of allowing the ashes to accumulate in the ash pit and shutting off the draft to the grate. To melt cast iron in a cupola, it is necessary to mix the coke and iron together, and this, in addition, must be helped out by a blast. The only way to melt a grate is by allowing the ashes to accumulate in the ash pit until they touch the grate. The fire on top of the grate will heat the ashes below and in this way melt the grate. If the ashes were not up to the grate, air would be allowed to pass through the bars and in this way would not allow them to melt. This is the only possible way in which a grate could be melted. Under these conditions there is no foundry which will guarantee the grates

except against imperfections. They cannot be guaranteed against burning out, because, as we have said before, there is only one way to burn them out and that is through carelessness.

The average householder is not conversant with the fact that iron can be melted in the manner indicated, and when he neglects to clean out the ashes from below the grate so that they come in contact with the latter, he is usually very much surprised at the destruction which results."

MISTAKES

Advise us at once if repairs do not fit, giving us the marks which appear on the repairs sent you, also the marks on the old parts, if possible.

The same repairs frequently fit different stoves, so do not condemn the repairs because they are not marked with the same name as stove for which they are wanted. Try them in the stove.

If our mistake, we will prepay the transportation charges and we will, also, pay the return charges on the incorrect repairs.

We will not pay any bills for labor caused by the error.

RETURN GOODS

The returning of goods for credit is the most unsatisfactory part of our business. This is due to many causes, some of which are as follows:

Goods returned without any tag or other marks to show who returned them.

Goods returned in damaged and unsalable condition.

Goods returned which were ordered by us from the foundry and which cannot be returned to the foundry.

Goods returned which were made to order.

In order that you may get proper credit for return goods, we would ask that you observe the following:

Write us telling what goods you want to return, giving us the date of invoice on which they were charged to you and your reason for returning them.

We will send you a tag and shipping instructions. Do not return any goods without instructions because the goods you wish to return may not be of any value to us, or we may want you to return them direct to the foundry.

If we have made a mistake in filling an order, we will credit the goods at the price charged.

If you have made a mistake in ordering or your customer fails to call for the goods, we will give full credit, if returned promptly, provided that the goods came out of our stock or we can return them to the parties from whom we purchased them.


Goods must be returned promptly. If you hold them until you get an accumulation the expense of handling will be such that we cannot give full credit.

All accumulations will be subject to discount.



LARGE STOCKS — PROMPT SHIPMENTS — BEST TREATMENT

PARLOR STOVE REPAIR PARTS




OAK STOVE REPAIR PARTS



GLOBE STOVE REPAIR PARTS




LAUNDRY STOVE REPAIR PARTS



DIFFERENT TYPES OF STOVES



WOOD PARLOR



CANON STOVE




AIR TIGHT



CONFECTIONER'S STOVE or CANDY STOVE



OPEN GRATE OR FRANKLIN



CYLINDER STOVE (Cast Iron)



WOOD BOX STOVE



CALDRON or FARMER'S BOILER

RANGE REPAIRS

DO NOT ORDER BY NUMBER.—Numbers indicate only the way we name pieces


1 Left Mantel Bracket	77	19	39 Outside Ring of Ring Cover
2 Nickel for Left Mantel Bracket	76	20	40 Long Center — Back Half
3 Back Post Clamp	75	21	41 Long Center — Front Half
4 Oven Damper	74	22	42 Short Center
5 Tea Shelf Standard	73	23	43 Cover
6 Mantel Back	72	24	44 Swing Top Panel or Handy Feed
7 Mantel Pipe Hole Cover	71	25	45 Kicker
8 Mantel Fence Piece	70	26	46 Cog Wheel
9 Nickel Rail for Mantel	69	27	47 Right End Brick
10 Mantel Main Top	68	28	48 Right End Guard
11 Tea Shelf Main Top	67	29	49 Shank Plate
12 Nickel Rail for Tea Shelf	66	30	50 Shaker
13 Oven Damper Rod	65	31	51 Short Tri. Grate Bar
14 Right Mantel Bracket	64	32	52 Leg
15 Nickel for Right Mantel Bracket	63	33	53 Main Bottom
16 Right Tea Pot Stand	62	34	54 Grate Frame or Bed
17 Read's Damper Slide	61	35	55 Clamp for Grate Frame
18 Curved Flue Plate	60	36	56 Ash Pan
19 Front Section of Main Top	59	37	57 Long Tri. Grate Bar
20 Nickel Rail for Main Top	58	38	58 Short Section of Base
21 Back Center or Right Hand Section of Top	57		59 Main Hearth
22 Top End Shelf	56		60 Nickel for Hearth
23 Right Hand Oven Plate	55		61 Handle for Ash Door
24 Pie Rake	54		62 Slide for Ash Door
25 Oven Rack	53		63 Ash Door
26 Main Front or Oven Door Jamb	52		64 Wood Door
27 Flue End Jamb	51		65 Handle for Wood Door
28 Bottom Oven Plate	50		66 Fire End Jamb
29 Rod for Pie Rake	49		67 Broiler Door
30 Oven Door Shelf	48		68 Slide for Broiler Door
31 Nickel for Oven Door Shelf	47		69 Hinge (Right) for Broiler Door
32 Oven Door	46		70 Hinge (Left) for Broiler Door
33 Oven Indicator	45		71 Brick Rest
34 Oven Door Handle	44		72 Left End Guard or Wood Box Plate
35 Long Section of Base	43		73 Expansion Plate
36 Simmering Cover	42		74 Left Back Brick
37 Center Cover of Ring Cover	41		75 Front Oven Plate
38 Inside Ring of Ring Cover	40		76 Back Section of Main Top
	39		77 Left Tea Pot Stand

RESERVOIR

REPAIR PARTS

Different manufacturers have various names for Reservoir Parts, so we have been obliged to adopt certain names for the parts.

Please use our names in ordering so as to avoid errors



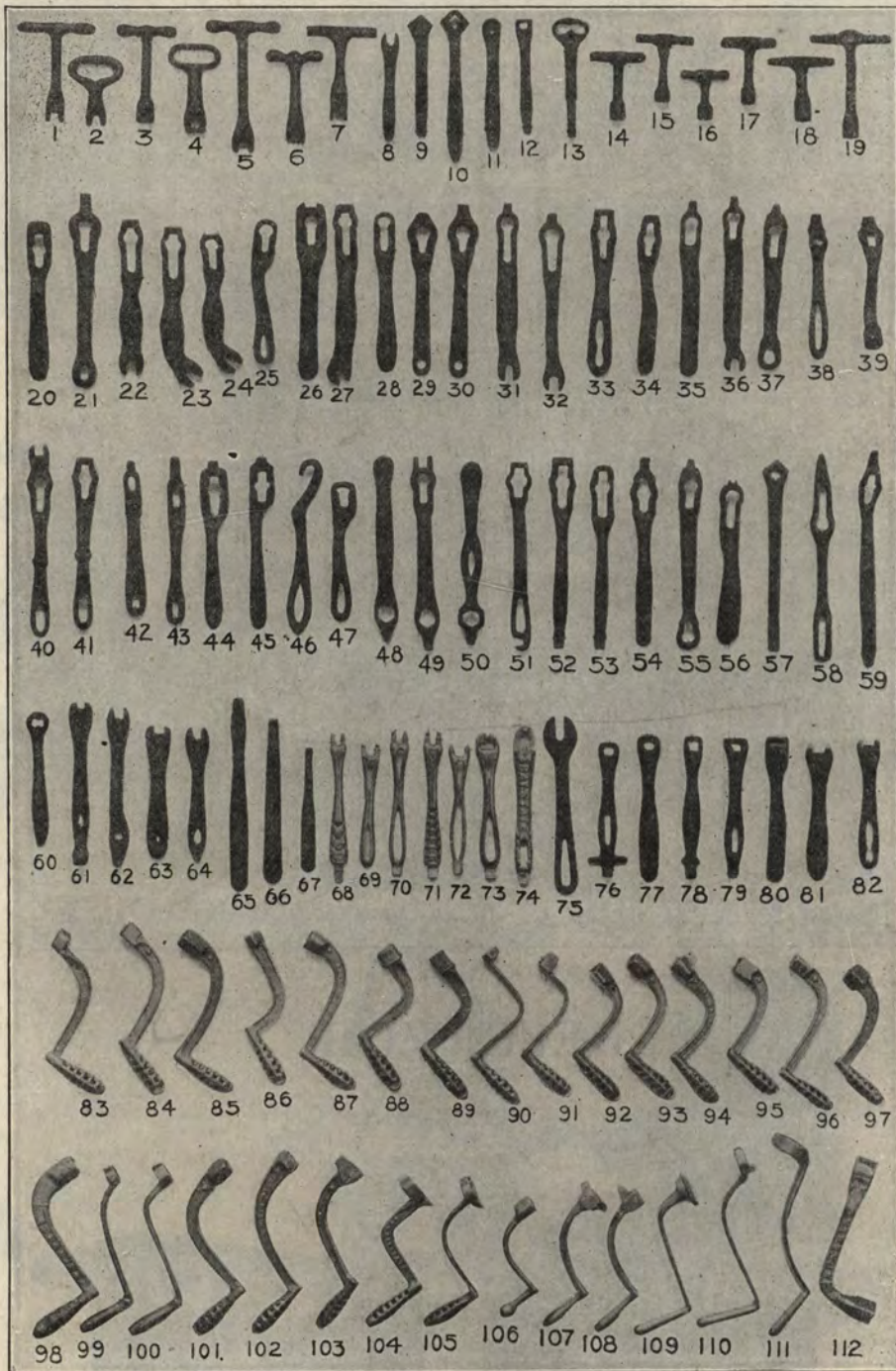
- | | | |
|----------------------------|--------------------|----------------------|
| 1 Main Bottom | 6 Back End Jamb | 10 Tank Cover |
| 2 Main Top | 7 False Side Plate | 11 Tank Cover Handle |
| 3 Nickel Rail for Main Top | 8 Tank | 12 Flue Strip |
| 4 Side Jamb | 9 Tank Top | 13 Damper |
| 5 Front End Jamb | | 14 Damper Rod |

Do not order a Reservoir when you mean only the Copper Tank for the Reservoir

SHAKERS FOR STOVES AND RANGES

Special Prices in Dozen Lots

- 1 Gem Bay State
Regal Bay State
- 2 Sunny Glenwood
Glenwood B, 307, etc.
Glenwood E, 307, etc.
Glenwood F, 107, etc.
- 3 Model Range
- 4 Model Winthrop — Old Pat.
- 5 New Lighthouse
Ruby Sunshine
- 6 Quaker Jewel
Quaker Gem
- 7 Fairy Bride
- 8 Lark Parlor
- 9 Senate (S. R. Co.)
- 10 Magee Standard
Magee Mystic
Magee Grand
- 11 Dover Range
Our Choice
- 12 Captain Parlor
Villa Globe
- 13 Atlantic Range — Old Pat.
- 14 Jewel Parlor
- 15 Dover Parlor
- 16 Bud Parlor
- 17 Hub/Cylinder Parlor
- 18 Sparkle Parlor
- 19 Standard Parlor
- 20 Glenwood — Fits most of the Glenwood Ranges
- 21 Glenwood B — Old Pat.
- 22 First National
- 23 Quaker
Quaker Junior
Quaker Home
Quaker Model
Quaker Prize
- 24 Household — New Pat.
- 25 Rugby Household — Old Pat.
- 26 Modern Rockford
- 27 Montello
Rockford Star
New Tariff
Bostonia
Bostonia Regal
Agawam 1908
- 28 Rival Standard
Somersworth
Agawam 1904
Agawam 1911
- 29 Puritan
- 30 Prize Royal
Crown Prize
New Prize
Royal Grand
- 31 Herald — Old Pat.
- 32 Herald — New Pat.
- 33 Howard
- 34 Elegant
Arbutus
Arbutus Grand
- 35 Somerset Pallas
- 36 Somerset Jewel
Jewel Glendale
Ideal Glendale
Glendale Gem
- 37 Standard Grand
Belmont Grand
Home Standard
Perfect Standard
- 38 Sylvan
Good Luck
- 39 Globe (Portland)
Crown Atlantic
- 40 Good News 1882
Highland 1882



- 41 New Highland
Eastern Highland
Highland Grand
- 42 Crown Bay State
- 43 Grand Bay State
Colonial Bay State
Crystal Bay State
- 44 Atlantic Grand
Home Atlantic
Jewel Atlantic
Regal Atlantic
- 45 Ideal Atlantic
- 46 Art Atlantic
- 47 Almoner
Cyclone
Model Winner
Modern Oakland
Oakland Gem
Oakland Queen
- 48 Archer
- 49 New Archer
- 50 Crawford
- 51 Oak Grand
Oakland Monarch
- 52 Winthrop
Winthrop B
- 53 Winthrop D
- 54 Model Winthrop — New Pat.
- 55 Good Luck B
Somersworth Grand
- 56 Ideal Sunshine
Colonial Sunshine
- 57 Home Sunshine
Novel Sunshine
- 58 Empress
Royal Bay State
Union Bay State
- 59 Redwood
Model B
- 60 Arlington — Old Pat.
New Arlington 1884
New Arlington 1887
Imp. Arlington 1889
- 61 Imp. Arlington 1875
Imp. Arlington 1881
- 62 Union Hub
Rival Hub
Star Hub
Victor Hub
- 63 Clifton Parlor
- 64 Rival Parlor
Flirt Parlor
Red Cloud Globe
Stewart (Oval) Parlor
- 65 Russell Cylinder
- 66 Standard Oak No. 18
- 67 Standard Oak Nos. 12, 14, 16
- 68 Draw center shaker, Prongs $\frac{11}{16}$ inch
- 69 Draw center shaker, Prongs $\frac{13}{16}$ inch
- 70 Draw center shaker, Prongs $\frac{3}{4}$ inch
- 71 Draw center shaker, Prongs $\frac{7}{8}$ inch
- 72 Draw center shaker
- 73 Draw center shaker
Bay State Parlor
- 74 Draw center shaker
Stewart (Round) Parlor
- 75 Advance (F. & W. Co.)
Model Stewart
- 77 Champion (Somersworth)
Good Luck C
- 78 Richmond Range
1A, 17, 37, 71, 18-7, 187
281B, 7-18-6, etc.
- 79 London Cannon

The shakers illustrated are some of the best selling shakers.

We carry in stock a large number of other shakers.

LARGE STOCKS — PROMPT SHIPMENTS — BEST TREATMENT

RANGE GRATES



PLAIN



MAGIC



WHITE



REFLEX



DOCKASH



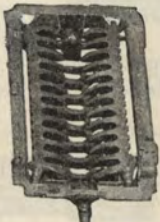
TRIANGULAR



DUPLEX




MULTIPLE




COPP or TRIPLE




DRAW CENTER



NONPAREIL



BASKET WOOD



FLAT WOOD
With Slide


RANGE FIRE BOXES

FIRE-BOX FITTED WITH PLAIN GRATE



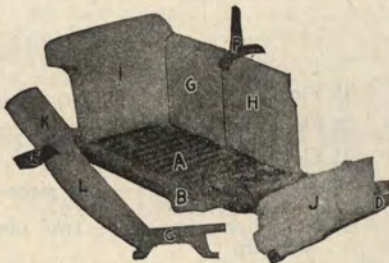
- A—Plain Grate
- B—Grate Bed or Frame
- C—Solid Iron Front
- D—Back Brick in One Piece
- E—Left End Brick
- F—Right End Brick
- G—Gas Burner

FIRE-BOX FITTED WITH DOCKASH GRATE




- A—Front Dockash Bar
- B—Back Dockash Bar
- C—Grate Bed or Frame
- D—Brick Rest
- E—Front Guard
- F—Left Iron End
- G—Right Iron End
- H—Left Back Brick
- I—Right Back Brick
- J—Left Front Brick
- K—Right Front Brick
- L—Front Clamp
- M—Back Clamp
- N—Post for Back Clamp

FIRE-BOX FITTED WITH MAGIC GRATE



- A—Magic Grate
- B—Grate Bed or Frame
- C—Finger for Grate
- D—Right End Guard
- E—Front Clamp
- F—Back Clamp
- G—Left Back Brick
- H—Right Back Brick
- I—Left End Brick
- J—Right End Brick
- K—Left Front Brick
- L—Right Front Brick

FIRE-BOX FITTED WITH TRIANGULAR GRATE




- A—Front Triangular Bar
- B—Back Triangular Bar
- C—Grate Bed or Frame
- D—Front Guard
- E—Front Clamp
- F—Back Clamp
- G—Left Back Brick
- H—Right Back Brick
- I—Left End Brick
- J—Right End Brick
- K—Left Front Brick
- L—Right Front Brick
- M—Right End Guard

FIRE-BOX FITTED WITH DRAW CENTER GRATE



- A—Draw Center Grate
- B—Draw Center
- C—Grate Bed
- D—Brick Rest
- E—Front Guard
- F—Front Clamp
- G—Left Back Brick
- H—Right Back Brick
- I—Left End Brick
- J—Right End Brick
- K—Left Front Brick
- L—Right Front Brick
- M—Back Clamp
- N—Post for Back Clamp


FIRE-BOX FITTED WITH DUPLEX GRATE



- A—Front Duplex Bar
- B—Back Duplex Bar
- C—Front Grate Holder
- D—Back Grate Holder
- E—Brick Rest
- F—Front Guard
- G—Back Guard
- H—Right Iron End
- I—Left Back Brick
- J—Right Back Brick
- K—Left End Brick
- L—Left Front Brick
- M—Right Front Brick
- N—Front Clamp
- O—Back Clamp

WATERFRONTS AND BRASS COILS

See Price List on Pages 75 to 89




Straight



Elbow Waterfront



Half Double Elbow



Full Double Elbow



Combination Waterfront



2 Pipe Front Coil
(No. 2 Coil)



Single Top Coil
(No. 3 Coil)



4 Pipe Front Coil
(No. 4 Coil)



5 Pipe Extension Coil
(No. 5 Coil)



6 Pipe Front Coil
(No. 6 Coil)



7 Pipe Extension Coil
(No. 7 Coil)

All Our Waterfronts and Coils
:: are Carefully Tested ::

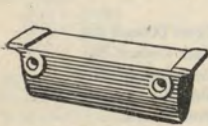
Large Stocks

Prompt Shipments

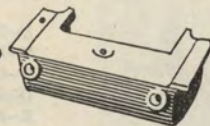


Hanover Coil
(Used only on Sterling
Ranges)

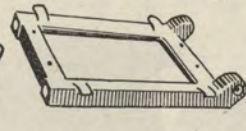
Waterbacks for Duparquet Huot & Moneuse Co. French Ranges



Old Pattern

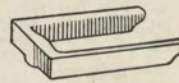


New Pattern

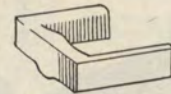


Waterpot

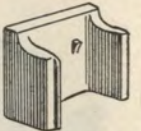
Waterbacks for Hub French Ranges



No. 1




No. 2




No. 3


Parts Difficult to Describe



- 1 Large Anchor Plate
- 2 Small Anchor Plate
- 3 Short Center
- 4 & 5 Short Center Linings
- 6, 7 & 8 Grate Followers
- 9 Expansion Piece for Handy Feed
- 10 Handy Feed
- 11 Long Center for Handy Feed
- 12 & 13 Tee Centers
- 14 & 15 Anti Clinker Grates
- 16 & 17 Long Center Linings
- 18 Guard or Lining for Main Top



- 19 Finger for Magic Grate
- 20 Finger for White Grate
- 21 Finger for Reflex Grate
- 22 & 23 Long Centers — one piece
- 24 & 25 Long Centers — two pieces with lip
- 26 Long Centers — two pieces without lip
- 27, 28, 29 & 30 Bolted Centers
- 31 & 32 Expansion Pieces over Broiler Door




ALWAYS ORDER BY NAME — NOT BY NUMBER

BRICK LININGS

Illustration shows the position of bricks in the firebox of the range

- No. 1 — Right End Lining
- No. 2 — Right Back Lining
- No. 3 — Left Back Lining
- No. 4 — Left End Lining
- No. 5 — Left Front Lining
- No. 6 — Right Front Lining



When No. 1 is iron, order as Right Iron End.

When No. 4 is iron, order as Left Iron End.

When Nos. 5 & 6 are iron (one piece) order as Front Grate.

If there is a thin iron plate between Nos. 5 & 6 brick and end of Range, it is called a Front Guard. Iron Ends, Front Grate or Front Guard are never sent on an order for linings unless specially ordered.

In this catalog the figure which appears before the name of range indicates the number of pieces of brick which comprise a set.

PRICE LIST OF BRICK LININGS

When linings cost more than regular price they are starred (*); the number of stars indicates the price.

The mark (†) means that the brick has a special price which will be quoted upon application.

When Front Brick or Back Brick are made in one piece it is rated as two pieces.

ORDINARY RANGE LININGS

Full Set (six pieces).....	\$2.70
W. F. Set (four pieces).....	2.16
Five Piece Set.....	2.52
Three Piece Set.....	1.62
Backs, Fronts or Ends (per set).....	1.08
Single Piece (each).....	.54

Special prices on barrel lots shipped from factory.

EXTRA LARGE RANGE LININGS

	Per Piece		Per Piece
1 Star (*).....	\$.58	6 Star (***).....	\$1.40
2 Star (***).....	.70	7 Star (†*).....	1.60
3 Star (***).....	.80	8 Star (***).....	1.80
4 Star (***).....	1.00	9 Star (***).....	2.00
5 Star (***).....	1.20		

PARLOR LININGS

	Per Set
Ordinary.....	\$ 4.00
1 Star (*).....	5.00
2 Star (***).....	6.00
3 Star (***).....	7.00

LAUNDRY LININGS

	Per Set
Ordinary.....	\$ 2.60
1 Star (*).....	3.60
2 Star (***).....	5.20

FURNACE LININGS

	Per Piece
Ordinary.....	\$.70
1 Star (*).....	.80
2 Star (***).....	1.00
3 Star (***).....	1.10

CYLINDER LININGS OR CIRCULAR BRICK

	Per Piece
8 to 15 inch.....	\$.16
16 to 22 inch.....	.20
24 to 30 inch.....	.24

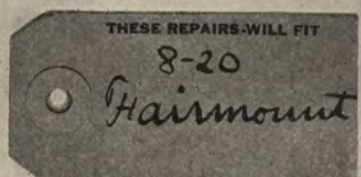
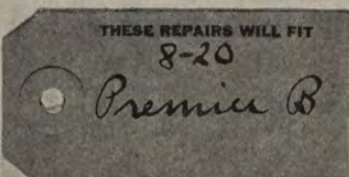
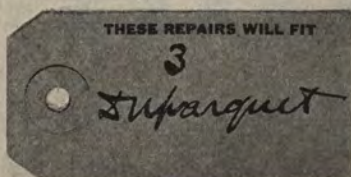
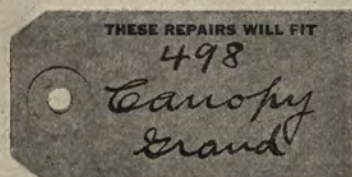
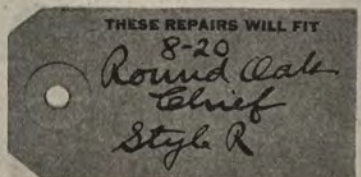
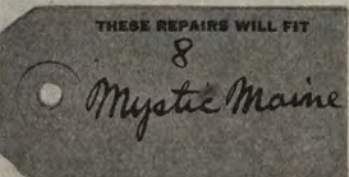
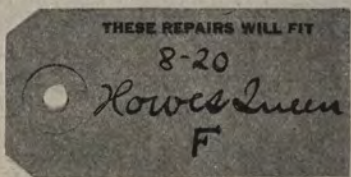
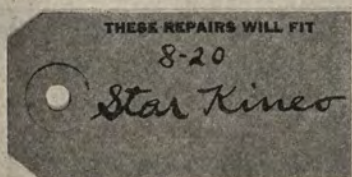
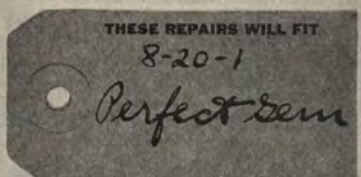
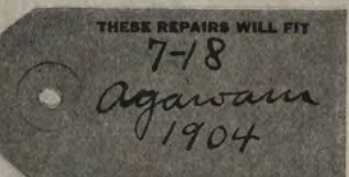
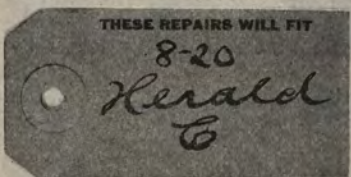
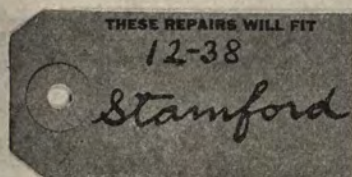
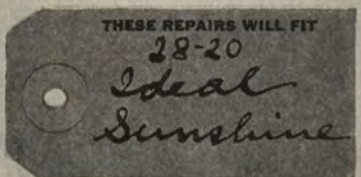
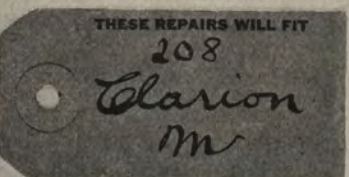
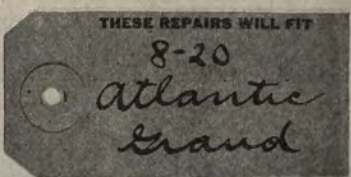
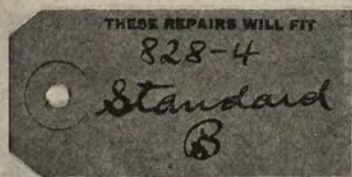
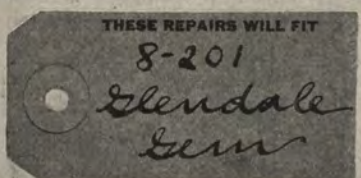
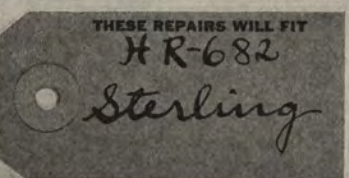
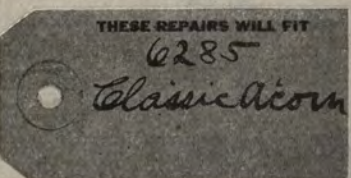
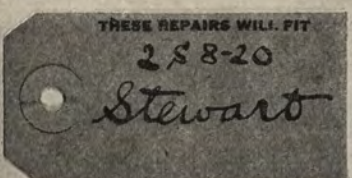
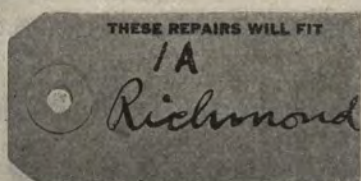
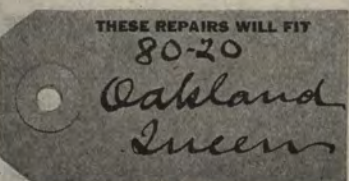
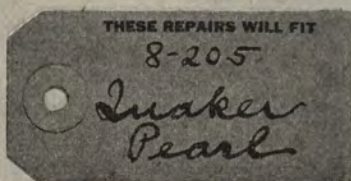
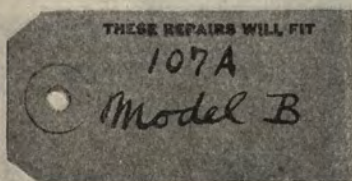
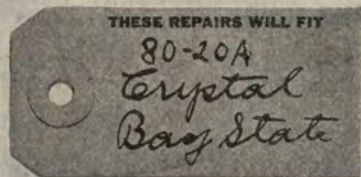
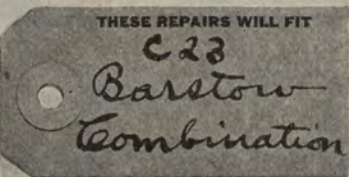
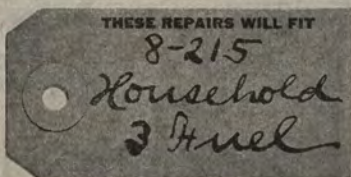
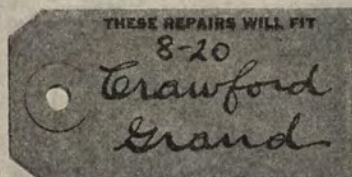
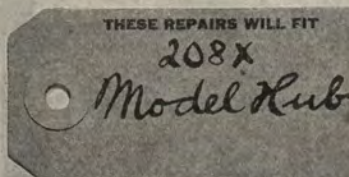
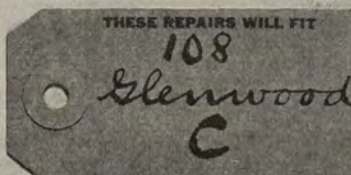
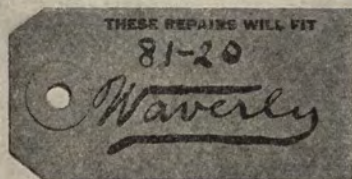
See Measurements below.

CYLINDER LININGS OR CIRCULAR BRICK

Size	Pieces in Tier	Height of Brick	Size	Pieces in Tier	Height of Brick	Size	Pieces in Tier	Height of Brick
8"	5	4 1/8"	14"	7	4"	24"	11	4 5/8"
9"	5	4 1/8"	16"	8	4 1/2"	26"	11	4 3/4"
10"	5	4 1/8"	18"	9	4 3/4"	28"	12	4 3/4"
11"	6	4"	20"	9	4 5/8"	30"	14	4 5/8"
12"	6	4"	22"	10	4 1/2"			

WE TAG ALL REPAIRS


This helps you to identify the Castings easily



DEALER'S HELPS

Newspaper Advertisements

We will furnish without charge the electros shown below. These are actual size and are the proper size for a two column add.



Have Your Stove
Repaired by an
Expert.

—
New Grates and
Linings put in.

—
New Stove Pipe.

—
*Satisfaction
Guaranteed.*



Have Your Heater
Cleaned and
Repaired for the
Winter, before the
Weather gets Cold.

—
Smokepipe Repaired.

—
Expert Workmen.

—
*Satisfaction
Guaranteed.*

Return Post Cards

The illustration has been reduced in size. We furnish the Regulation U. S. Return Post Card with your name printed on the message side, and your name and address on the address side of the Return Card. We charge 2 cents per card, which is the Government charge for a Return Card. We make no charge for printing.

..... Style of Heater

.....

..... Yours very truly,

..... in, in the fall.

Please clean out my Heater and Smoke-Pipe to same and make what other repairs are necessary, and leave the same ready to start fire

POST CARD

..... THIS SIDE OF CARD IS FOR ADDRESS

..... (YOUR CUSTOMER'S NAME AND ADDRESS HERE)

..... (YOUR NAME AND ADDRESS HERE)

..... THIS SIDE OF CARD IS FOR ADDRESS

REPLY CARD

WE WISH TO REMIND YOU

That it is now time to have your heater and smoke pipe cleaned and repaired for Fall use. With accumulation of ashes and soot the summer months are more injurious to the heater and pipe than actual use.

We can do this work promptly. If you wait until Fall and repairs are necessary the foundries will be busy and cannot fill orders promptly.

Won't you please sign and mail the attached post card at once?

Yours for "Service"
(YOUR NAME HERE)

..... Style of Heater

.....

..... Yours very truly,

..... in, in the fall.

Please clean out my Heater and Smoke-Pipe to same and make what other repairs are necessary, and leave the same ready to start fire

POST CARD

..... THIS SIDE OF CARD IS FOR ADDRESS

..... (YOUR CUSTOMER'S NAME AND ADDRESS HERE)

DEALER'S HELPS

We will gladly furnish Order Books, Addressed Envelopes, Repair Chart and Window Advertising Signs upon request

REPAIR CHART
Hang Up For Reference

PARLOR STOVE
GLOBE STOVE
FURNACE
OAK STOVE
LAUNDRY STOVE
ROUND BOILER
REFRIGERATOR
WATERFRONTS AND COILS

OTHER PARTS BY NAMES. SEE BY NUMBERS

Waverly HEATING SUPPLY CO.
12-14 Union Street Boston, Mass.

REPAIRS SERVICE
STOVES RANGES FURNACES BOILERS
PIPE FITTINGS

WATERFRONTS AND COILS
Straight, Half Double Elbow, Full Double Elbow, Right Angle, 45 Degree, 90 Degree, 180 Degree, 270 Degree, 360 Degree, 45 Degree, 90 Degree, 180 Degree, 270 Degree, 360 Degree

PARTS DIFFICULT TO DESCRIBE
WATERFRONTS AND COILS
1 Pipe Front Coil, 2 Pipe Front Coil, 3 Pipe Front Coil, 4 Pipe Front Coil, 5 Pipe Front Coil, 6 Pipe Front Coil, 7 Pipe Front Coil, 8 Pipe Front Coil, 9 Pipe Front Coil, 10 Pipe Front Coil, 11 Pipe Front Coil, 12 Pipe Front Coil, 13 Pipe Front Coil, 14 Pipe Front Coil, 15 Pipe Front Coil, 16 Pipe Front Coil, 17 Pipe Front Coil, 18 Pipe Front Coil, 19 Pipe Front Coil, 20 Pipe Front Coil, 21 Pipe Front Coil, 22 Pipe Front Coil, 23 Pipe Front Coil, 24 Pipe Front Coil, 25 Pipe Front Coil, 26 Pipe Front Coil, 27 Pipe Front Coil, 28 Pipe Front Coil, 29 Pipe Front Coil, 30 Pipe Front Coil, 31 Pipe Front Coil, 32 Pipe Front Coil, 33 Pipe Front Coil, 34 Pipe Front Coil, 35 Pipe Front Coil, 36 Pipe Front Coil, 37 Pipe Front Coil, 38 Pipe Front Coil, 39 Pipe Front Coil, 40 Pipe Front Coil, 41 Pipe Front Coil, 42 Pipe Front Coil, 43 Pipe Front Coil, 44 Pipe Front Coil, 45 Pipe Front Coil, 46 Pipe Front Coil, 47 Pipe Front Coil, 48 Pipe Front Coil, 49 Pipe Front Coil, 50 Pipe Front Coil, 51 Pipe Front Coil, 52 Pipe Front Coil, 53 Pipe Front Coil, 54 Pipe Front Coil, 55 Pipe Front Coil, 56 Pipe Front Coil, 57 Pipe Front Coil, 58 Pipe Front Coil, 59 Pipe Front Coil, 60 Pipe Front Coil, 61 Pipe Front Coil, 62 Pipe Front Coil, 63 Pipe Front Coil, 64 Pipe Front Coil, 65 Pipe Front Coil, 66 Pipe Front Coil, 67 Pipe Front Coil, 68 Pipe Front Coil, 69 Pipe Front Coil, 70 Pipe Front Coil, 71 Pipe Front Coil, 72 Pipe Front Coil, 73 Pipe Front Coil, 74 Pipe Front Coil, 75 Pipe Front Coil, 76 Pipe Front Coil, 77 Pipe Front Coil, 78 Pipe Front Coil, 79 Pipe Front Coil, 80 Pipe Front Coil, 81 Pipe Front Coil, 82 Pipe Front Coil, 83 Pipe Front Coil, 84 Pipe Front Coil, 85 Pipe Front Coil, 86 Pipe Front Coil, 87 Pipe Front Coil, 88 Pipe Front Coil, 89 Pipe Front Coil, 90 Pipe Front Coil, 91 Pipe Front Coil, 92 Pipe Front Coil, 93 Pipe Front Coil, 94 Pipe Front Coil, 95 Pipe Front Coil, 96 Pipe Front Coil, 97 Pipe Front Coil, 98 Pipe Front Coil, 99 Pipe Front Coil, 100 Pipe Front Coil

ORDER BOOK

Waverly HEATING SUPPLY CO.

STOVE REPAIRS FURNACE BOILER
RANGE REPAIRS
STOVE DEALERS' SUPPLIES
Coal Ranges—Gas Ranges—Heating Stoves—Laundry Stoves—Furnaces

MANUFACTURERS OF
STOVE PIPE & ELBOWS — FURNACE PIPE & FITTINGS

52-54 UNION ST., BOSTON, MASS.
TELEPHONE, RICHMOND 3600

PROMPT SHIPMENT OUR SPECIALTY

ORDER BOOK

Waverly HEATING SUPPLY CO.

52-54 Union Street BOSTON 9, MASS.

ADDRESSED ENVELOPES

This is an illustration of our Window Advertising Sign; it measures 10 x 14, and the color is royal blue with white letters on metal.

WE SELL
GRATES, LININGS
AND
REPAIR PARTS
FOR ALL MAKES OF
STOVES & HEATERS

WINDOW ADVERTISING SIGN

Our business was established in 1865. Reorganized and incorporated in 1903.
We specialize in supplying dealers with REPAIR PARTS for Stoves, Ranges, Furnaces and Boilers.
We realize that the REPAIR BUSINESS is one of great detail and we aim to assist customers in every possible way.
If customers will refer to this Catalogue when ordering repairs, much time and expense will be saved.

COOK STOVES AND VERY OLD STOVES AND FURNACES

Owing to the fact that the demand for repairs for Cook Stoves has practically ceased, we have omitted them from this book. We can, however, furnish everything which it is possible to obtain for any of these old cook stoves. We have also omitted a few of the very old Stoves, Ranges and Furnaces for whose repairs there is no demand. Order everything from us and we will furnish it if it can possibly be furnished.

We can frequently furnish repairs from our own patterns which the manufacturers cannot furnish; either because they are out of business or their patterns are destroyed.

List of Ranges and Stoves (all kinds)

For which we can furnish REPAIRS that we guarantee to fit

ABBREVIATIONS

- | | | |
|-------------------------|------------------------|-----------------------|
| Pl. — Plain Grate | D. C. — Draw Center | Fdy. — Foundry |
| Tri. — Triangular Grate | Rx. — Reflex Grate | Mach. — Machine |
| Da. — Dockash Grate | Non. — Nonpareil Grate | Co-op. — Co-operative |
| Dx. — Duplex Grate | Hex. — Hexagonal Grate | Wks. — Works |

Figure before name of Range tells the number of pieces of brick to the set.



- Aar (Globe) Waverly Heating & Supply Co. 6, 7, 8, 9, 10, Pl.
- Aerona (Parlor Furnace) Rock Island Stove Co. 1-4, D. C.
- 6 A Friend (Range) Dighton Furnace Co. 7-18, 8-18, 8-20, Pl. & Tri.
When order in brick, tell style of grate.
- Abendroth Oak (Oak) Abendroth Bros. 11, 13, 15, 17, 19, D. C.
- Abendroth (Laundry) Abendroth Bros. 9, 12, Pl. 10, 10L, D. C.
- 6 Aberdee (Range) O. G. Thomas. 7-18, 8-18, Pl.
- 4 Abington (Range) Bishop & Gavitt Stove Co. 7, 8, Pl. *Front lining is iron.*
- 6 Acme (Parlor) O. G. Thomas. 8, 9, Pl. 10, 12*, 14*, D. C.
- 6 Acme (Range) Magee Furnace Co. 77, 88, 89, Pl., Da. & Tri.
Right end lining for No. 5 Coil is iron. Iron end not sent on an order for linings unless specially ordered.
- 6 Acme (Range) Weir Stove Co., & W. H. Hervey & Co. 7, 80, 8, 90, Pl. & Magic.
- 6 Acme B (Range) Weir Stove Co., & W. H. Hervey & Co.
7, 80, 8, 90, Pl., Magic, Tri. & Dx. 92*, Pl. & Tri. *Give date.*
Does front clamp go through middle or over top of front brick?
Be sure to give correct size — 88 and 91 are dates, not sizes.
When ordering brick tell style of grate.
- 5 Acme Bay State (Range) Barstow Stove Co. 7, Pl. & Dx. *Right end lining is iron.*
- 2 Acme Royal (Range) Sears, Roebuck & Co. *Front and end linings are iron.*
7-18, 8-18, 7-20, 8-20, 9-20, 8-22, 9-22, Dx.

- Advance Peninsular. (Steel Range) Peninsular Stove Co. *Right end lining is iron.*
7-15, 8-15, 7-17, 8-17, 7-19, 8-19, 9-19, Dx. *Give letter A or E.*
- 6 Advocate (Range) Stamford Foundry Co.
7, 8, Pl. *Is front lining iron or brick? Has it right or left hand fire box?*
- Aetna (Globe) Reading Stove Works. 10, 11, 12, 13, Pl.
See New Aetna Globe.
- 6 Afterstar (Range) O. G. Thomas. 7-18, 8-18, 8-20, Pl.
- 6 Agawam (Range) Pilgrim Foundry Co. *Give date on shank plate.*
1904 — 7-18, 8-18, 8-20, Pl., Da. & Magic.
Damper Rod — Is it in one or two pieces?
1908 — 7-18, 8-18, 8-20, Pl. & Da.
If right end lining brick or iron?
Dockash Grate — Is only one or are both bars shaker bars? See cuts.
1909 — 7-18, 8-18, 8-20, Pl. & Da. *Is right end lining iron or brick?*
Dockash Grate — Is only one or are both bars shaker bars? See cuts.

SHANKS OF PLAIN GRATES FOR AGAWAM RANGES



GRATES FOR AGAWAM RANGES



ACORN RANGES.

Rathbone, Sard & Co. Give full name of range as follows

- | | | | |
|----------------|---------------|----------------|---------------|
| Beauty Acorn | Crown Acorn | National Acorn | Puritan Acorn |
| Belle Acorn | Dual Acorn | Park Acorn | Regal Acorn |
| Cabinet Acorn | Federal Acorn | Perfect Acorn | Sun Acorn |
| Capital Acorn | Magnet Acorn | Planet Acorn | Utility Acorn |
| Classic Acorn | Model Acorn | Popular Acorn | etc. |
| Colonial Acorn | Monarch Acorn | Prime Acorn | |

If ACORN is the only name on the oven door give the letter on top of range or name on the ash door or on end of range above ash door.
Ranges are listed under their first names.

- Acorn (Range) Rathbone, Sard & Co.
(4) 6288A, 6388A, 6398A, Dx. *End linings are iron*
(4) 6282B, 6382B, 6392B, Dx. *End linings are iron*
(4) 6286E, 6386E, 6396E, Dx. *End linings are iron*
(5) 6284J, Dx. *Right end lining is iron*
- 4 Acorn (Coal and Gas Range) Rathbone, Sard & Co.
T6288, T6299, Dx. *End linings are iron.*
- 4 Acorn Kitchen Heater. Rathbone, Sard & Co.
20, 21, 22, 23, Dx. *End linings are iron.*
- Acorn Oak (Oak) Rathbone, Sard & Co.
1, 2, 3, 4, Pl. & D. C. 14, 16, 18, 20, 104, 106, 108, 114, 116, 118, Pl.
141, 161, 181, Dx. 142, 162, 182, 202, Pl.
146, 166, 186, 206, Pl. 147, 167, 187, 207, Pl. & D. C.
148, 168, 188, 149, 169, 189, 209, D. C. 214, 216, 218, 246, 266, 286, Pl.
247, 267, 287, 297, 347, 367, 387, 397, 447, 467, 487, 497, 1149, 1169, 1189, 1209, Pl. & D. C.
407, 607, 807, 150, 170, 190, 450, 650, 40-14, 40-16, 40-18, 40-20 D. C.
See Oak Acorn & Glen Acorn Oak.
- Acorn Parlor. See Eastern Acorn Parlor & Revere Acorn Parlor.
- Active (Parlor) S. M. Howes Co. 10, 12, 14*, D. C.
- Active (Parlor) Walker & Pratt Mfg. Co. 10, 12, Pl.
- Active (Cannon) F. E. Grinnell. 13, 15, 17, 20, D. C.
- 6 Active (Range) O. G. Thomas. 7-18, 8-18, 8-20, Pl.
- 6 Active Grand (Range) O. G. Thomas. 7-18, 8-18, 8-20, Pl.
- 4 Active Novelty (Range) A. Cox Stove Co. *End linings are iron.*
Iron ends not sent on an order for linings unless specially ordered.
76-14, 86-14, 76-16, 86-16, 86-18, 96-18, 86-20, 96-20, Pl. & Dx.
- Active Peninsular. (Steel Range) Peninsular Stove Co. *Right end lining is iron.*
Give full number. Give letter A, F, H, K, M, or N.
- 4 Active Sterling (Range) Sill Stove Works. 8-18, 9-18, 8-20, 9-20, Pl. & Dx.
- 6 Adams (Range) Taunton Iron Works. 7-18, 8-18, 8-20, Pl., Tri. & Da.
- 6 Adams Grand (Range) Taunton Iron Works. 7-18, 8-18, 8-20, Pl., Tri. & Da.
- 6 Adams Grand (Range) Pilgrim Foundry Co. 7-18, 8-18, 8-20, Pl., Magic & Da.
- 6 Adams Square (Range) Taunton Iron Works.
7-18, 8-18, 8-20, 9-20, Pl., Tri. & Swanton.
- 6 Adaskin (Range) Barstow Stove Co. 18-24, 81-24, Pl., Da., Tri. & Multiple.
- 5 Admiral (Range) Rathbone, Sard & Co. *Right end lining is iron.*
Iron end not sent on an order for linings unless specially ordered.
7, 8, 5070, 5180, 5071, 5181, Pl. & Dx.
- 6 Admiral Dewey (Range) Somerset Stove Foundry Co. 7-18, 8-18, 8-20, Pl. & Tri.
- 5 Advance (Range) Fuller & Warren Co.
7-16, 8-18, Pl. & Dx. *Right end lining is iron.*
Iron end not sent on an order for linings unless specially ordered.
- 6 Advance (Range) Magee Furnace Co. *Give date.* 7, 80, 8, 90, Pl., Da. & Dx.
- 6 Advance (Range) Magee Furnace Co., Inc. 388*, 389*, Pl., Da. & Tri.
Right end lining for No. 5 coil is iron.
Iron end not sent on an order for linings unless specially ordered.
- 6 Advance (Double Oven Range) Magee Furnace Co. 882*, 692*, Pl. Da. & Dx.
Give date. Have the ovens a sliding partition or stationary flue between them?

- Agawam (Range) Beacon Foundry Co. 1911 — 7-18, 8-18, Plain grate only.
End linings are iron. Front lining is made both in iron and brick — state which is wanted.
- Alaska (Cannon) A. Cox Stove Co. 1, 2, 3, D. C. 15, 17, 20, Dx.
- Alaska (Cannon) Snyder & Baker Stove Wks. 14, 16, 18, 20, 22, 24, Pl.
- 6 Albion (Range) Taunton Stove Co. 7, 8, Pl. *Is back shank on grate or bed?*
- 5 Alden (Range) Reading Stove Works. 7-116, 8-116, 7-118, 8-118, Dx.
- Aldine (Parlor) A. Cox Stove Co. 10, 12, 14*, 16*, D. C.
- 6 Alert (Range) Dighton Furnace Co. 6, 7, 8, Pl.
- 5 Alert Cable (Range) E. B. Colby & Co. *Right end lining is iron.*
Iron end not sent on an order for linings unless specially ordered.
170, 117, 180, 118, Pl. 177, 137, 188, 138 Dx.
- 6 Allen (Range) Taunton Stove Co. 7, 8, Pl. *Is back shank on grate or bed?*
- 6 Allen (Range) Dighton Furnace Co. 7, 8, Pl.
- 5 Allen (Range) N.Y. Holloware Co. *Right end lining is iron.* 7-16, 8-16, 7-18, 8-18, 9-18, 8-20, 9-20, 7-116, 8-116, 7-118, 8-118, 9-118, 8-120, 9-120, Dx.
- 6 Alliance (Coal and Gas Range) Magee Furnace Co. 8, 181, 182, 183, Pl., Da. & Tri.
- 4 Alma Bride (Range) Grandeur Stove Co. *End linings are iron.*
Iron ends not sent on an order for linings unless specially ordered.
18-20, 19-20, Da. 81-20, 91-20, Tri. 58-20, 59-20, Dx.
- 6 Almon (Range) No. Dighton Co-operative Stove Co.
7-18, 8-18, 8-20, Pl., Tri., Dx. & D. C. *When ordering brick tell style of grate.*
- 6 Almoner (Range) No. Dighton Co-operative Stove Co.
7-18, 8-18, 8-20, 9-20, Pl., Tri., Dx. & D. C.
When ordering brick tell style of grate.
- Almoner (Parlor) No. Dighton Co-op. Stove Co. 12, 14, D. C.
- 6 Almont (Parlor) Taunton Iron Works. 10, 12, 14*, Pl.
- 6 Alpine (Range) Noyes & Nutter. 8, Pl. & Copp.
- 5 Alpine Canopy (Range) Buckwalter Stove Co. *Right end lining is iron.*
Iron end not sent on an order for linings unless specially ordered.
7-14, 7-16, 8-16, 7-18, 8-18, 9-18, 8-20, 9-20, 71-14, 71-16, 81-16, 71-18, 81-18, 81-20, 91-20, 72-14, 72-16, 82-16, 72-18, 82-18, 92-18, 82-20, 92-20, Pl. & Dx.
Is range blacked or enameled?
- 6 Alton (Range) Taunton Stove Co. 7, 8, Pl. *Is back shank on bed or grate?*

Order ALL repairs from us whether found in the catalog or not, as we are constantly adding to our stock

STOVE AND RANGE REPAIRS

- 5 Alva (2 Hole Range) New York Stove Works and Mohegan Stove Co. 6-11, 7-12, 8-13, Pl. Right end lining is iron. Iron end not sent on an order for linings unless specially ordered.
- 6 Alva (Range) E. B. Colby & Co. & No. Dighton Co-operative Stove Co. 7-18, 8-18, 8-20, Pl., Tri., Dx. & D. C. When ordering brick tell style of grate. See New Alva Range.
- American (Parlor) Stamford Foundry Co. 30, 40, D. C.
- 5 American Crawford (Range) Walker & Pratt Mfg. Co. 6, 7, 8, Pl. Right end lining is iron.
- 6 American Queen (Range) Somerset Stove Foundry Co. 7-18, 8-18, 8-20, 7-118, 8-118, 8-201, Pl. & Tri. When ordering brick tell style of grate.
- 4 Amoskeag (Range) Taunton Iron Works. 7, 8, Pl. Front lining is iron.
- 6 Anchor (Range) O. G. Thomas. 7-18, 8-18, 8-20, Pl., Tri., Da. & D. C. When ordering brick tell style of grate.
- Anchor Franklin (Open Grate) S. M. Howes Co. 214.
- Andes Oak. See Oak Andes.
- 6 Andrews (Range) Somersworth Machine Co. 7, 8, Pl.
- 6 Andrews B (Range) Somersworth Machine Co. 7-18, 8-18, 8-20, 9-20, Pl. & Tri.
- 6 Andrews Leader (Range) Pilgrim Foundry Co. Give date on shank plate. 7-18, 8-18, 8-20, Pl., Magic & Da.
- Angler (Parlor) Union Stove Works. 9, 10, 11, 12, 14, 16, D. C.
- 5 Anita (2 Hole Range) Union Stove Works. 6, 7, 8, Pl. Right end lining is iron. Iron end not sent on an order for linings unless specially ordered.
- Antique Oak (Oak) Comstock Castle Stove Co. 113, 115, 117, 119, D. C.

APOLLO RANGES.

Buckwalter Stove Co. Give full name of range as follows

C & G Apollo	Grecian Apollo	Magic Apollo	Roman Apollo
Dean Apollo	Ideal Apollo	Model Apollo	Royal Apollo
Grand Apollo	Lytic Apollo	Real Apollo	etc.

Ranges are listed under their first names.

If range has enamel finish be sure to so state and tell color of enamel. Iron ends not sent on an order for linings unless specially ordered.

- 5 Apollo (Range) Buckwalter Stove Co. 578, 508, 589, Dx. Right end lining is iron.
- 6 Apollo (Range) Dighton Furnace Co. 7, 8, Pl.
- 6 Apollo B (Range) O. G. Thomas. When ordering brick tell style of grate. 7-18, 8-18, 8-20, 9-20, Pl., Tri., Dx. & D. C.
- 5 Arbor Keystone (Range) Keystone Stove Foundry. Right end lining is iron. Iron end not sent on an order for linings unless specially ordered. 277, 237, 288, 238, Pl. & Dx. Has range 5 or 6 holes?
- Arbutus (Parlor) Ellis Foundry Co. 2, 3, Pl.
- 6 Arbutus (Range) Ellis Foundry Co. 7-18, 8-18, 8-20, Pl.
- 6 Arbutus Grand (Range) Ellis Foundry Co. 7-18, 8-18, 8-20, Pl., Tri., & D. C. When ordering brick tell style of grate.
- 6 Arcade (Parlor Cook) S. M. Howes Co. & Channon-Emery Co. 7, 8, 77, 88.
- 6 Arcade (Range) Weir Stove Co. & Taunton Stove Co. 7, 8, Pl. Is back shank on grate or bed?
- 6 Arcade (Range) Union Furnace Co. & S. M. Howes Co. 7, 8, Pl.
- 6 Arcade (Range) Dighton Furnace Co. 7-18, 8-18, 8-20, Pl. & Dx. When ordering brick tell style of grate.
- 6 Arcadia (Range) O. G. Thomas. 7-18, 8-18, 8-20, Pl. & Tri. When ordering brick tell style of grate.
- 5 Arch Cable (Range) E. B. Colby & Co. Right end lining is iron. Iron end not sent on an order for linings unless specially ordered. 277, 237, 288, 238, Pl. & Dx. Has range 5 or 6 holes?
- 6 Archer (Range) Walker & Pratt Mfg. Co. 7, 8, Pl. See New Archer Range.
- Ariel (Parlor) Buckwalter Stove Co. 10, 11, 12, 14, 20, 22, 24, 28, D. C. Give width of Draw Center Shank.
- 6 Arlon (Range) Somerset Co-operative Foundry Co. 7-18, 8-18, 8-20, Pl. & Dx. Has elbow waterfront only. End linings to fit waterfront are iron.
- 5 Arlon (Range) Rathbone, Sard & Co. & S. M. Howes Co. Right end lining is iron. Iron end not sent on an order for linings unless specially ordered. 6, 7, 8, 17, 18, 77, 88, 7-16, 8-18, Pl. & Dx.
- Arlon (Parlor) Somerset Co-op. Foundry Co. 2, 3, 4*, Pl.
- Arlon Oak (Oak) Keeley Stove Co. A11, A13, A15, A17, A19, D. C. 111, 113, 115, 117, 119, D. C.

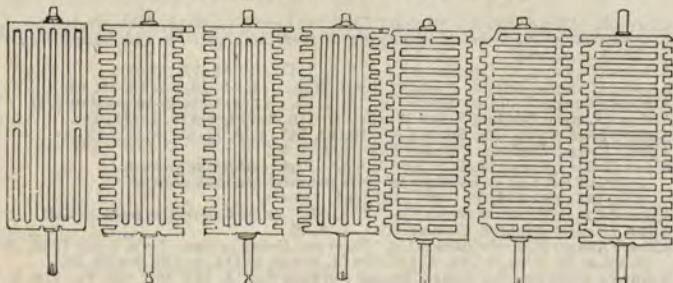
ARLINGTON RANGES.

Gardner Chilson & Chilson Furnace Co.

We are the successors to this foundry and own the patterns which are still in existence.

Give date of range when ordering repairs.

GRATES FOR ARLINGTON RANGES



Arlington Improved Range 1871	Improved Arlington 1875-1881	New Arlington 1884	New Arlington 1887	Improved Arlington 1889	Standard Arlington
-------------------------------	------------------------------	--------------------	--------------------	-------------------------	--------------------

- 6 Arlington (Range) Gardner Chilson. Give date. 7, 8, Pl.
- 6 Arlington (Brick Set Range) Gardner Chilson. Brick or iron front? 8*, 9*. Range takes two flat grates. Right and left hand grates different. Two patterns of grates — 1873 & 1901. Difference is in shanks where shaker fits on.
- 6 Arlington Improved (Range) Gardner Chilson. 7, 8, Pl. Give date. When ordering grates for the 1875-1881 Range tell whether range has a waterfront or not, as the grates are different. See cuts. See New Arlington & Standard Arlington Ranges. Arlington (Parlor) Gardner Chilson. 2, 3, Pl. Give date. Is shank separate or cast on grate?

- Art Oak (Oak) Floyd-Wells & Co. 64, 66, Dx. 84, 86, Dx.
- Art Ariel (Parlor) Buckwalter Stove Co. 10, 12, 14, D. C.
- 6 Art Atlantic (Range) Portland Stove Foundry Co. 8-20, Pl. Is shank of grate cast to grate or separate?
- 6 Art Bay State (Range) Barstow Stove Co. Give measurements of oven. 7, 8-18, 8, 9-20, 70, 80-18, 80, 90-20, Pl. & Dx. When ordering brick tell style of grate.
- Art Beacon (Parlor) Buckwalter Stove Co. 10, 12, 14, D. C.
- 5 Art Canopy (Range) Buckwalter Stove Co. Right end lining is iron. Iron end not sent on an order for linings unless specially ordered. 7, 78, 8, 89, 27, 38, 28, 39, 47, 58, 48, 59, Pl. & Dx.
- 6 Art Century (Range) Century Stove Co. 7-18, 8-18, 8-20, Pl.
- 6 Art Crawford (Range) Walker & Pratt Mfg. Co. 7-18, 8-18, 8-20, 9-20, Pl. Triple.
- 5 Art Crescent (Range) H. N. Clark Co. 8-18, 8-20, Pl. & Tri. Right end lining is iron. Iron end not sent on an order for linings unless specially ordered.
- 6 Art Harvest (Range) O. G. Thomas. 7-18, 8-18, 8-20, Pl.
- Art Hub (Parlor) Smith & Anthony Co. 13, 15*, 17*, Dual. 10, 12, 14*, 101, 121, 141*, D. C.
- Art Hub (Parlor) Barstow Stove Co. 109, 109A, 129, 129A, 149, 149A, D. C.
- 6 Art Hub Ebony Finish (Range) Smith & Anthony Co. 187, 208, 1870, 2080, Pl., Da. & Tri.
- 6 Art Ideal (Range) No. Dighton Co-operative Stove Co. 7-18, 8-18, 8-20, Pl., Tri., Dx. & D. C. When ordering brick tell style of grate.
- 6 Art Imperial (Range) Somerset Stove Foundry Co. 7-18, 8-18, Pl., Tri. & D. C. When ordering brick tell style of grate.
- 6 Art Keystone (Range) No. Dighton Co-operative Stove Co. 70-18, 80-18, 80-20, Pl., Da. & Tri.
- Art Model (Parlor) Spicer & Peckham. 20, 25, 30, D. C. Is shank round or flat? 120, 125, 130, 220, 225, 230, D. C.
- 6 Art Noble (Range) Somerset Co-operative Foundry Co. 7-18, 8-18, 8-20, Pl. & Tri. When ordering brick tell style of grate. Has elbow waterfront only. End linings to fit waterfront are iron.
- 6 Art Novel (Range) Somerset Co-operative Foundry Co. 7-18, 8-18, 8-20, Pl. & Tri. When ordering brick tell style of grate. Has elbow waterfront only. End linings to fit waterfront are iron.
- Art Nubian (Parlor) Buckwalter Stove Co. 10, 12, 14, D. C.
- 6 Art Oakland (Parlor) No. Dighton Co-op. Stove Co. 10, 12, 14*, D. C.
- 6 Art Plymouth (Range) Plymouth Stove Foundry Co. 7-18, 8-18, 8-20, Pl., Magic & Tri. When ordering brick tell style of grate.
- Art Regal (Parlor) No. Dighton Co-op. Stove Co. 10, 12, 14*, D. C.
- 6 Art Rockland (Range) O. G. Thomas. 7-18, 8-18, 8-20, Pl.
- Art Romeo (Parlor) Buckwalter Stove Co. 10, 12, 14, D. C.
- Art Royal (Range) Plymouth Foundry Co. 7-18, 8-18, 8-20, Pl., Magic & Tri. When ordering brick tell style of grate.
- 6 Art Royal (Parlor) Plymouth Foundry Co. 2, 3, 4, D. C.
- 5 Art Sparkle (Range) Floyd, Wells & Co. 77, 78, 27, 88, Dx. Right end lining is iron. Iron end not sent on an order for linings unless specially ordered.
- Art Sparkle (Parlor) Portland Stove Foundry Co. No. 10, 12, 15*, D. C. Nos. 12 & 15 — State pattern of grate. See cuts. No. 10 has Ball Bearing Grate only.

GRATES FOR ART SPARKLE, ART ST. NICHOLAS & ART SUNRISE PARLOR



1st Pattern — Shank of Draw Center curves down. Not Ball Bearing.
 2nd Pattern — Shank of Draw Center curves up. Not Ball Bearing.
 3rd Pattern — Grate has Ball Bearings.

- Art Splendid (Square Parlor) Fuller & Warren Co. 2, 3, 4, 5, 6, Dx. & D. C.
- Art St. Nicholas (Parlor) Portland Stove Foundry Co. 12, 15*, Pl. & D. C. State pattern of grate. See cuts.
- Art Standard (Parlor) Somersworth Foundry Co. 6, 7, D. C.
- 6 Art Stephan (Range) New England Stove Co. 7-18, 8-18, 8-20, Pl., Tri. & D. C. When ordering brick tell style of grate.
- Art Stewart (Parlor) Fuller & Warren Co. 12, 14, 16, D. C.
- Art Sunrise (Parlor) Portland Stove Foundry Co. 10, 12, 15*, D. C. Nos. 12 & 15 — State pattern of grate. See cuts.
- 6 Art Victor (Range) O. G. Thomas. 7-18, 8-18, 8-20, Pl.
- 6 Art Waverly (Range) T. Gaffney & Co. 7-18, 8-18, 8-20, Pl. & Tri. When ordering brick tell style of grate.
- Artic (Cannon) Floyd, Wells Co. & F. E. Grinnell. 13, 15, 17, 20, D. C.
- 6 Artisan (Range) O. G. Thomas. 7-18, 8-18, 8-20, Pl.
- 6 Artisan Grand (Range) O. G. Thomas. 7-18, 8-18, 8-20, Pl.
- 6 Ascot (Parlor) Plymouth Stove Foundry Co. 12, 14, D. C.
- 6 Ashland (Range) Dighton Furnace Co. 7, 8, Pl.
- 6 Ashmont (Range) O. G. Thomas. 7-18, 8-18, 8-20, Pl.
- Ashmont (Parlor) O. G. Thomas. 10, 12, Pl.
- 6 Ashton (Range) Weir Stove Co. 6, 7, 7*, 8, Pl. Has range 5 or 6 holes?
- 5 Asia Sunshine (Range) Reading Stove Works. Right end lining is iron. 7-16, 8-16, 7-18, 8-18, 9-18, 8-20, 9-20, 7-116, 8-116, 7-118, 8-118, 9-118, 8-120, 9-120, Dx. Iron end not sent on an order for linings unless specially ordered.
- Astor (Parlor) Union Stove Works. 110, 111, 112, 114, 116, D. C.
- Astor Oak (Oak) Union Stove Works. 10, 12, 14, 16, 18, D. C. 411, 413, 415, 417, 419, D. C.
- Astor Oak Junior (Oak) Union Stove Works. 11, 13, 15, 17, 19, D. C. 111, 113, 115, 117, 119, D. C. 110, 130, 150, 170, D. C. 151, 171, Tri.
- Astor Gem (Cannon) Union Stove Works. 35, 45, 55, 65, D. C.
- Astor Laundry (Water Laundry) Union Stove Works, 9, D. C. 11, Tri.
- Astor Oakridge (Oak) Union Stove Works. 131, 151, 171, Tri.
- Astor Pearl (Oak) Union Stove Works. 11, 13, 15, 17, 19, D. C.
- Astor Railway (2 Hole Globe) Union Stove Works. 9, D. C.

STOVE AND RANGE REPAIRS

- 5 Atkinson (Range) Dighton Furnace Co 7, 8, Pl. *Right end lining is iron. Iron end not sent on an order for linings unless specially ordered.*
- Atkinson (Parlor) B. A. Atkinson & Co. 12, 14*, Pl. See New Atkinson Parlor.
- 6 Atkinson, B. A. & Co. (Range) Taunton Iron Works. 7-18, 8-18, 8-20, 7-20, 9-20, 9-24*, Pl.
- Atkinson, B. A. & Co. (Parlor) Taunton Iron Works. 1, 2, 3*, 10, 12, 14*, 18*, Pl.
- 6 Atkinson's Best (Range) O. G. Thomas. 7, Pl. *Has range 5 or 6 holes?*
- Atkinson's Best (Parlor) Taunton Iron Works. 1, 2, 3*, 10, 12, 14, 18*, Pl.
- 6 Atlanta (Range) H. N. Clark & Co. & Warren Foundry Co. 7-18, 8-20, Pl. *When ordering brick tell style of grate.*
- 6 Atlanta Nine Hole Range. Walker & Pratt Mfg. Co. Pl. & Triple. Brick — *Special Price.*

ATLANTIC RANGES.

Portland Stove Fdy. Co. Give full name of range as follows:

Art Atlantic	Home Atlantic	New Atlantic	Regal Atlantic
Countess Atlantic	Ideal Atlantic	Princess Atlantic	Royal Atlantic
Crown Atlantic	Jewel Atlantic	Prize Atlantic	Royal Atlantic B
First Atlantic	Modern Atlantic	Queen Atlantic	etc.

- Ranges are listed under their first names. *If range has enamel finish be sure to so state.*
- Atlantic (Range) Portland Stove Foundry. 7, 8, Pl. *Is front lining iron or brick? Is shank of grate cast to grate or separate?*
- Atlantic (Oak) Portland Stove Foundry Co. *Has grate ball bearings or not?* 112, 114, 116, 118, 212, 214, 216, 218, 312, 214, 316, 318, D. C.
- Atlantic (Parlor) Portland Stove Foundry Co. 2, 3, Pl. 12, 15, D. C.
- Atlantic (Wood Parlor) Portland Stove Foundry Co. 19, 22, 25.
- Atlantic (Parlor Furnace) Portland Stove Foundry Co. 16G, D. C.
- 6 Atlantic Grand (Range) Portland Stove Foundry Co. 8-20, 9-20, Pl., Da., Tri. & D. C. *When ordering brick tell style of grate.*
- 6 Atlantic Home Jewel (Range) Portland Stove Foundry Co. 8-20, Pl., Da. & Tri.
- 5 Atlas (Range) Dighton Furnace Co. 7-16, 7-18, 8-18, Pl. *Right end lining is iron. Iron end not sent on an order for linings unless specially ordered.*
- Atlas (Cannon) Rathbone, Sard & Co. 13, 15, 17, 20, D. C.
- 5 Atlas Sunshine (Range) Reading Stove Works. *Right end lining is iron. Iron end not sent on an order for linings unless specially ordered.* 7, 8, 9, 81, 17, 18, Pl. & Dx.
- 4 Attleboro (Range) Bishop & Gavitt Stove Co. 7, 8, Pl. *Front lining is iron.*
- 4 Auburn (Range) Plymouth Foundry Co. 7, 8, Pl. *Front lining is iron.*
- Auk (Oak) W. M. Crane Co. 8, 9, 10, 11, 12, Pl.
- Aurania (Open Grate) Southard, Robertson & Co. 1, 2, Pl.
- Aurora (Parlor) Dighton Furnace Co. 10, 12, Pl. *Is there a ring around shank of grate?*
- 6 Autocrat (Range) Portland Stove Foundry. 7-18, 8-18, 8-20, 9-20, Pl. *Is shank of grate cast to grate or separate?*
- 5 Avon (5 Hole Range) Union Stove Works. 6, 7, 8, 77, 88, Pl. *Right end lining is iron. Iron end not sent on an order for linings unless specially ordered.*
- Avon (Parlor) Dighton Furnace Co. 2, 4, 12, 14, Pl.
- 6 B. A. Atkinson & Co. (Range) Taunton Iron Works. 7-18, 8-18, 7-20, 8-20, 9-20, 9-24*, Pl.
- B. A. Atkinson & Co. (Parlor) Taunton Iron Works. 1, 2, 3*, 10, 12, 14*, 18*, Pl.
- 6 B. A. Atkinson's Best (Range) O. G. Thomas. 7, Pl. *Has range 5 or 6 holes?*
- B. A. Atkinson's Best (Parlor) Taunton Iron Works. 1, 2, 3*, 10, 12, 14*, 18*, Pl.
- 5 Bacco Range. Floyd, Wells & Co. *Right end lining is iron.* 6, 17, 7, 18, 37, 8, Pl. 66, 67, 77, 78, 27, 88, Dx.
- 6 Baden (Range) Union Furnace Co. & Cobb Stove & Machine Co. 7, 8, Pl.
- 6 Bakewell (Range) Portland Stove Foundry Co. 8-20, Pl., Da. & Tri.
- 6 Baldwin (Range) Leonard Co-operative Foundry Co. 7-18, 8-18, 8-20, Pl.
- 6 Ballou Beauty (Range) Somerset Stove Foundry Co. 7-18, 8-18, Pl., Tri. & D. C. *When ordering brick tell style of grate. Has elbow waterfront only. End linings to fit waterfront are iron.*
- 6 Bancroft (Range) Magee Furnace Co. 338, 389, Pl., Da. & Tri.
- 4 Bangor (Range) Biddeford Stove Foundry Co. 7, 8, Pl. *Front lining is iron.*
- 6 Bangor (Range) Spicer & Peckham. 7, 8, Pl.
- 6 Banner (Range) Champion Stove Foundry Co. 7, 8, Pl.
- Banner Oak (Oak) Baxter Stove Co. & E. B. Colby & Co. 14, 16, 18, D. C.
- Banner (Parlor) Peninsular Stove Co. 11, 12, 14, D. C.
- Banner (Parlor) Southard, Robertson & Co. *Give date.* 8, 9, 10, 11, 12, 14, Pl.
- Banner of '76 (Parlor) Southard, Robertson & Co. 8, 9, 10, 11, 12, 14, Pl.
- Banner of the World (Parlor) Southard, Robertson & Co. 8, 9, 10, 11, 12, 14, Pl.
- 4 Banner Stewart (4 Hole Range) Fuller & Warren Co. *End linings are iron.* 8-18, 9-18, 8-20, 9-20, Da., Tri. & Dx.

BANQUET RANGES.

Portland Stove Foundry Co.

- See Ideal Banquet, Model Banquet, Prize Banquet, and Royal Banquet Ranges.
- 6 Barnard (Range) Union Furnace Co. 7, 8, Pl.
- 6 Barnard Beauty (Range) Somerset Stove Foundry Co. 7-18, 8-18, 8-20, Pl. & Tri. *When ordering brick tell style of grate. Has elbow waterfront only. End linings to fit waterfront are iron.*

BARSTOW RANGES.

Barstow Stove Co. We are the Boston Branch of the Barstow Stove Co., and carry a large stock of repairs for their goods. We also carry a stock of whole goods.

Give full number that appears on top of range. If range has enamel finish be sure to so state.

- 6 Barstow (Range) Barstow Stove Co. 7-18, 8-20, 9-22*, Pl. & Dx. *When ordering brick tell style of grate.*
- 6 Barstow (Range) Barstow Stove Co. 7-09*, 18-09*, Pl., Rx. & Tri. 83-15*, Pl., Da. & Tri.
- 8-09*, Pl., Rx., Da. & Tri. 8-16, 18-16, 82-16, 84-16, Pl., Da. & Tri.
- 7-10, 18-10, 8-10, Pl., Da. & Tri. 8-19*, 18-19, 81-19, Pl., Da. & Tri.
- 74-10, 418-10, 84-10, Pl., Da. & Tri. 218-19, 82-19, 83-19, Pl., Da. & Tri.
- 75-10, 518-10, 85-10, Pl., Da. & Tri. 84-19, 85-19*, 86-19*, Pl., Da. & Tri.
- 72-12, 218-12, 82-12, Pl., Da. & Tri. 18-21, 81-21, Pl., Da. & Tri.
- 75-12, 518-12, Pl., Da. & Tri. 8-24, 18-24, 81-24, Pl., Da. & Tri.
- 85-12, 95-12, Pl., Da. & Tri. 83-25, Pl., Da. & Tri.
- 8-14, 82-14, 83-14, Pl., Da. & Tri. 2083, 2085*, 2285*, Pl., Da. & Tri.
- 84-14, 85-14, Pl., Da. & Tri.
- 83-14E, 8-16E, 8-19E*, 83-19E, 83-19BE, 81-21E, 81-21BE, Pl., Da. & Tri.
- 8-24E, 81-24E, 83-25E. 2085E*, Pl., Da. & Tri.
- 6 Barstow Elevated Combination (Coal and Gas Range) Barstow Stove Co. C-21*, C-22*, C-23*, C-24*, Multiple Grate.
- C-21E*, C-22E*, C-23E*, C-24E*, Multiple Grate.
- Barstow (Parlor) Barstow Stove Co. Oval Stove — 1, 2, 3*, Pl.
- Round Stove — 10, 12, Pl. 14*, Pl. & D. C.
- 16*, 18*, Pl., D. C. & Dump Center.
- Round Stove — 109, 109A, 129, 129A, 149, 149A, D. C.

- Barstow Base Heater (Parlor) Barstow Stove Co. 112, 132, 152, D. C.
- Barstow Heater (Parlor) Barstow Stove Co. 315, 317, 319, Tri.
- Barstow (Laundry) Barstow Stove Co. 1, 2, 3, 4, Pl.
- 6 Barstow Elevated Oven Range. (Brick Set) Barstow Stove Co. 21*, 23*, 33*, 34*, 43*. *Has it flat or basket grate? For size look on inside of broiler door.*
- 6 Barstow Low Oven Range. (Brick Set) Barstow Stove Co. 3*, 4*, Basket Grate. *Give date. Give width of grate. Has it cast or sheet iron oven?*
- 6 Barstow Bay State (Range) Barstow Stove Co. 170, 178, 180, 189, Pl., Tri. & Dx. 84-14, 85-14, Pl., Da. & Tri.
- 75-10, 518-10, 85-10, Pl., Da. & Tri. 82-16, 84-16, Pl., Da. & Tri.
- 75-12, 518-12, 85-12, Pl., Da. & Tri. 18-19, 81-19, 218-19, Pl., Da. & Tri.
- 8-14, 82-14, 83-14, Pl., Da. & Tri. 82-19, 83-19, 84-19, Pl., Da. & Tri.
- 82-19, 83-19, 84-19, Pl., Da. & Tri.
- 6 Barstow Model (Range) Barstow Stove Co. 75-12, 518-12, 85-12, 95-12, Pl., Da. & Tri. 18-19, 81-19, 218-19, Pl., Da. & Tri.
- 82-14, 84-14, 85-14, Pl., Da. & Tri. 82-19, 83-19, 84-19, Pl., Da. & Tri.
- 8-16, 82-16, 84-16, Pl., Da. & Tri. 81-21, Pl., Da. & Tri.
- 6 Barstow Multiple (Coal and Gas Range) Barstow Stove Co. A-19, B-19, A-20, B-20, D-20, A-21, B-21, D-21, Multiple Grate.
- A-20E, B-20E, D-20E, A-21E, B-21E, D-21E, Multiple Grate.
- Barstow Puritan (Factory Stove) Barstow Stove Co. 14*, 16*, 18*, 20*, Pl.
- Barstow Pyramid (Factory Stove) Barstow Stove Co. 12, 14, 16, 18, 20, Pl.
- 6 Barstow Richmond (Range) Barstow Stove Co. 75-12, 518-12, 85-12, 95-12, Pl., Da. & Tri.
- 8-14, 82-14, 83-14, 84-14, 85-14, Pl., Da. & Tri.
- 8-16, 82-16, 84-16, Pl., Da. & Tri.
- 8-19, 18-19, 81-19, 218-19, 83-19, 84-19, Pl., Da. & Tri.
- 18-21, 81-21, 8-24, 18-24, 81-24, Pl., Da. & Tri.
- 83-14E, 8-16E, 8-19E, 83-19E, 81-21E, 81-21BE, 8-24E, 81-24E, 2085E, Pl., Da. & Tri.
- 6 Barstow Richmond Multiple (Coal and Gas Range) Barstow Stove Co. A-19, B-19, A-20, B-20, D-20, A-21, B-21, D-21, Multiple Grate.
- A-20E, B-20E, D-20E, A-21E, B-21E, D-21E, Multiple Grate.
- 6 Barstow Special (Coal & Gas Range) Barstow Stove Co. F-25, F-25E, F-25X, F-26, F-26E, Multiple Grate.
- Barstow Tallor Oven Barstow Stove Co. 2, 3, Pl. 20, 30, D. C.
- Barstow Wood Parlor Barstow Stove Co. 22, 24.
- Barstow Portable Caldron Barstow Stove Co. *Coal or Wood?* Coal — 10, 16, 21, 30*, 36*, 45* Gals. Plain. Wood — 16, 21, 30, 36, 45 Gals.

BAY STATE RANGES. Barstow Stove Co. We are the Boston Branch of the Barstow Stove Co., and carry a large stock of repairs for their goods. We also carry a stock of whole goods.


BAY STATE RANGES.

Barstow Stove Co. Give full name as follows:

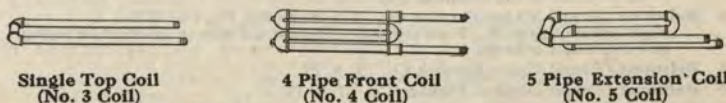
Acme Bay State	Crown Bay State	Grand Bay State	Royal Bay State
Art Bay State	Crown Bay State, Jr.	Jewel Bay State	Union Bay State
Barstow Bay State	Crystal Bay State	Novel Bay State	etc.
Colonial Bay State	Gem Bay State	Regal Bay State	

Ranges are listed under first names.

GRATES FOR BARSTOW AND BAY STATE RANGES



COILS FOR BARSTOW AND BAY STATE RANGES



- 6 Bay State (Range) Barstow Stove Co. 7-18, 8-18, 8-20, 9-20, Pl. & Dx. *When ordering brick tell style of grate.*
 - 6 Bay State (Range) Barstow Stove Co. 587, 687, Pl. & Tri. 72-10, 218-10, 82-10, Pl., Da. & Tri.
 - 7-05, 18-05, 8-05, Pl., Da. & Tri. 73-10, 318-10, 83-10, Pl., Da. & Tri.
 - 7-09*, 18-09*, Pl., Rx. & Tri. 74-10, 418-10, 84-10, Pl., Da. & Tri.
 - 8-09*, Pl., Rx., Tri. & Da. 75-10, 518-10, 85-10, Pl., Da. & Tri.
 - 72-09, 218-09, 82-09, Pl., Da. & Tri. 72-12, 218-12, 82-12, Pl., Da. & Tri.
 - 7-10, 18-10, 8-10, Pl., Da. & Tri. 75-12, 518-12, 85-12, 95-12, Pl., Da. & Tri.
- See Barstow and Barstow Bay State Ranges.

ORDER ALL WATERFRONTS & COILS FROM US

STOVE AND RANGE REPAIRS

- Bay State (Parlor) Barstow Stove Co.
Oval Stove — 12, 13, 14*, D. C. & Dump Center.
Round Stove — 1, 2, 3*, 10, 20, 30*, Pl., D. C. & Dump Center.
100, 200*, 300*, 109, 109A, 129, 129A, 149, 149A, D. C.
See Gem Bay State Parlor.
- Bay State Franklin (Sheet Iron Open Grate) Barstow Stove Co. 1, 2.
Bay State B (Range) Barstow Stove Co. 7-18, 8-18, 8-20, 9-20, Pl. & Dx.
Give date. Does plain grate dump to front or back? When ordering brick tell style of grate.
- Bay State B (Range) Barstow Stove Co.
107A, 180A, 188A, 108A, 207, 280, 288, 208, 307, 380, 388, 308, Pl., Da. & Tri.
- Bay State Hamilton (Double Oven Range) Barstow Stove Co. Front lining is iron.
1, 10, Duplex. Has it a flat or a double elbow waterback? Brick — Special price.
See Hotel Model Range.
- Bay State Home Grand (Range) Barstow Stove Co.
7-20A, 80-20A, 88-20A, 8-20A, 9-20A, Pl., Dx., Da. & Tri.
- Bay State Puritan (Range) Barstow Stove Co. 0B, 1B, 2B, Pl., Rx., Da. & Tri.
- Beacon (Range) Beacon Foundry Co. Give date on shank plate.
1902 — 7-18, 8-18, 8, Pl., Magic, Da. & Tri. Are nickel rails bolted or removable?
1904 — 7-18, 8-18, 8-20, Pl., Magic & Da. Is damper rod in one or two pieces?
1908 & 1909 — 7-18, 8-18, 8-20, Pl. & Da. Is right end lining iron or brick?
Dockash Grate — Is only one or are both bars shaker bars?
1911 — 7-18, 8-18, Plain Grate only. End linings are iron. Front lining is made both in iron and brick. State which is wanted.
- Beacon (Range) Pilgrim Foundry Co. Give date on shank plate.
1904 — 7-18, 8-18, 8-20, Pl., Magic & Da. Is damper rod in one or two pieces?
1908 & 1909 — 7-18, 8-18, 8-20, Pl. & Da. Is right end lining iron or brick?
Dockash Grate — Is only one or both bars shaker bars?
- Beacon (Range) Smith & Anthony Co.
7-18, 8-18, 8-20, 9-20, 187, 188, 208, 209, Pl. & Tri.
- Beacon (Range) Champion Stove Foundry Co. 7, 8, Pl.
- Beacon (Range) Dighton Furnace Co. 7, 8, Pl.
- Beacon (Range) J. & E. Davis. 7, 8, Pl. Is front lining iron or brick?
See Home Beacon, New Beacon & New Beacon B Ranges.
- Beacon Oak (Oak) Houghton & Dutton Co. 11, 13, 15, 17, 19, D. C.
Beacon (Parlor) Rathbone, Sard & Co. & S. M. Howes Co. 10, 11, 12, 14, D. C.
Beacon (Parlor) Buckwalter Stove Co. 20, 22, 24, 28, D. C.
Beacon (Wood Parlor) Magee Furnace Co. 19, 22, 24, 221, 241, 193, 223, 243.
- Beacon Grand (Range) Pilgrim Foundry Co. 7-18, 8-18, 8-20, Pl., Magic & Da.
- Beacon Hub (Range) Barstow Stove Co. 2083, Pl., Da. & Tri.
- Beacon Hub Ebony Finish (Range) Smith & Anthony Co.
1870, 1880, 2080, 2090, 1871, 1881, 2081, 2091, Pl., Da. & Tri.
- Beacon Hub Ebony Finish (Range) Barstow Stove Co. 2081, Pl., Da. & Tri.
- Beacon Windsor (Range) Lakeside Foundry. 7-18, 8-18, 8-20, 9-20, Pl., Da. & Tri.
- Bear (Parlor) E. B. Colby & Co. 8, 9, 10, P.
- Beauty (Range) Somerset Stove Foundry Co.
7-18, 8-18, 8-20, Pl. & Tri. When ordering brick tell style of grate.
Has elbow waterfront only. End linings to fit waterfront are iron.
- Beauty (Range) Spicer & Peckham. 7, 80, 88, 8, Pl., Tri. & Dx.
- Beauty (Range) Dighton Furnace Co. 7, 8, Pl.
- Beauty (Brick Set Range) B. W. Dunklee & Co. 1, 2*, 3*, 3*, Basket Grate.
See New Beauty & New Beauty B Ranges.
- Beauty Oak (Oak) Charleston Foundry Co. 10, 12, 14, 16, 18, D. C.
Beauty Oak (Oak) Buffalo Co-op. Stove Co. 10, 12, 14, 16, 18, D. C.
Beauty (Parlor) O. G. Thomas. 10, 12*, 14*, D. C.
Beauty (Parlor) Union Stove Works & S. M. Howes Co. 8, 9, 10, 11, 12, 14, Pl.
Beauty (Parlor) Union Stove Works. 9B, 10B, 11B, 12B, 14B, 16B, Pl.
9C, 10C, 11C, 12C, 14C, 16C, Pl.
- Beauty B (Laundry) Danville S. & M. Co. 8, D. C.
- Beauty B (Range) Dighton Furnace Co. 7, 8, Pl.
- Beauty B (Range) Spicer & Peckham. 7, 80, 8, Pl. & Tri.
- Beauty D (Range) Spicer & Peckham. 7, 80, 8, Pl. & Tri.
- Beauty Acorn (Range) Rathbone, Sard Co. End linings are iron.
Iron ends not sent on an order for linings unless specially ordered.
6272, 6282, 6273, 6283, Dx.
- Beauty Crescent (Range) H. N. Clark Co. & No. Dighton Co-op S. Co.
7-18, 8-18, 8-20, Pl., Da. & Tri.
- Beauty Grand (Range) Dighton Furnace Co.
7-18, 8-18, 8-20, Pl. & Tri. When ordering brick tell style of grate.
- Beauty Hub (Range) Smith & Anthony Co.
7-18, 8-18, 8-20, 9-20, 187, 188, 208, 209, Pl. & Tri.
- Beauty Hub (Range) Barstow Stove Co. 2082, 2182, 83-19, 81-24, Pl., Da. & Tri.
- Beauty Hub Ebony Finish (Range) Smith & Anthony Co.
1870, 1880, 2080, 2090, 1871, 1881, 2081, 2091, Pl., Da. & Tri.
- Beauty Hub Ebony Finish (Range) Barstow Stove Co. 2081, Pl., Da. & Tri.
- Beauty Manhattan (Parlor) E. Munsell & Co. 8, 9, 10, 11, 12, 14, Pl. & D. C.
- Beaver (Water Laundry) Danville S. & M. Co. 52, 152, Tri.
- Beaver Oak (Oak) Danville Stove & Mfg. Co.
112, 114, 116, 118, 212, 214, 216, 218, Tri. & D. C.
See Ruby Beaver Oak.
- Bedford (Range) Weir Stove Co. 6, 7, 7*, 8, Pl. Has range 5 or 6 holes?
- Bell (Globe) Southard, Robertson Co. 7, 8, 9, 10, 11, 12, Pl.
- Belle (Globe) S. M. Howes Co. & Keeley Stove Co. 10, 11, 12, 13, Pl.
- Belle (Parlor) O. G. Thomas. 9, 10, 12, Pl.
- Belle (Parlor) E. Munsell & Co. 8, 9, 10, 11, 12, 14, Pl.
- Belle Oak (Oak) A. J. Linderman & Hoverson Co. 10, 12, 14, 16, 18, 20, D. C.
- Belle (Range) O. G. Thomas. 7, 8, Pl. Front lining is iron.
- Belle Acorn (Range) Rathbone, Sard & Co. End linings are iron.
Iron ends not sent on an order for linings unless specially ordered.
6272, 6282, 6382, 6392, 6273, 6283, 6383, 6393, 6274, 6284, 6384, 6394, Dx.
- Belle Ideal (Range) No. Dighton Co-operative Stove Co. 70-16, 80-16, Pl. & Da.
- Belle of Somerville (Range) Somersworth Machine Co. 7, 8, Pl.
- Bellevue (Parlor) Taunton Iron Works. 1, 2, 3*, 10, 12, 14*, 18*, Pl.
- Belmar (Parlor) Union Stove Works. 9, 10, 11, D. C.
- Bellin Grand (Range) Pilgrim Foundry Co. 7-18, 8-18, 8-20, Pl. & Da.
- Belmont (Range) Pilgrim Iron Foundry Co. & Belmont Foundry Co.
7-18, 8-18, 8-20, Pl., Magic & Da.
- Belmont (Range) Magee Furnace Co. 77, 78, 88, 89, Pl., Da. & Tri.
Right end lining for No. 5 coil is iron. Iron end not sent on an order for linings unless specially ordered.
- Belmont (Range) Union Furnace Co. 7, 8, Pl.
- Belmont (Range) Dighton Furnace Co. 7, 8, Pl.
- Belmont (Range) Biddeford Stove Foundry Co. 7-18, 8-20, Pl.
- 6 Belmont Grand (Range) Somersworth Foundry Co.
7-18, 8-18, 8-20, Pl. & Da. Da. Grate — Are both bars or only one bar shaker bars?
7-18-03, 8-18-03, 8-20-03, 7-18-3, 8-18-3, 8-20-3, Pl., Magic & Da.
- 6 Belmont Leader (Range) Leonard & Baker Stove Co.
8-18, 8-20, Pl., Da., Tri. & Dx.
- 6 Belmont Superior (Range) Leonard & Baker Stove Co.
108-20, Pl., Da., Tri. & Dx.
- 6 Belmont Supreme (Range) Leonard & Baker Stove Co.
108-20, Pl., Da., Tri. & Dx.
- 6 Belmont Wonder (Coal and Gas Range) Leonard & Baker Stove Co.
880, Pl., Da., Tri. & Dx.
- 4 Benefit (Range) Taunton Iron Works. 7, 8, Pl. Front lining is iron.

BENGAL RANGES.

Floyd. Wells Co. Give full name as follows:

Bright Bengal Home Bengal Model Bengal Queen Bengal Sure Bengal
Charm Bengal Ideal Bengal Palace Bengal Royal Bengal
Ranges are listed under their first names.

- 6 Benowitz Beauty (Range) Somerset Stove Foundry Co.
7-18, 8-18, 8-20, 7-118, 8-118, 8-202, Pl. & Tri.
When ordering brick tell style of grate.
- 6 Berard (Range) Somerset Stove Foundry Co.
7-18, 8-18, 8-20, Pl. & Tri. When ordering brick tell style of grate.
Has elbow waterfront only. End linings to fit waterfront are iron.
- 6 Berard Beauty (Range) Somerset Stove Foundry Co.
7-18, 8-18, 8-20, Pl. & Tri. When ordering brick tell style of grate.
Has elbow waterfront only. End linings to fit waterfront are iron.
- Berkeley (Parlor) S. M. Howes Co. 13, 15, 17, D. C.
- Berkeley (Open Grate) Walker & Pratt Mfg. Co. 1*, 2*, 3*, 3*.
- 6 Berkeley (Range) S. M. Howes Co. 7-18, 8-18, 8-20, Pl.
- 6 Berkeley B (Range) S. M. Howes Co. 7-18, 8-18, 8-20, Pl.
- 4 Berkshire (Range) S. M. Howes Co. & Saugatuck Iron Works.
7, 8, Pl. Front lining is iron.
- 6 Berry's (Range) Leonard & Baker Stove Co. 8-18, 8-20, Pl., Da. & Tri.
- 6 Berlin (Range) Spicer & Peckham. 7, 8, Pl.
- 6 Berlin (Range) H. N. Clark Co.
7-18, 8-18, 8-20, Pl. & Dx. When ordering brick tell style of grate.
- 6 Berlin (Range) Portland Stove Foundry Co.
7-18, 8-18, 8-20, Pl. & Tri. When ordering brick tell style of grate.
- 4 Berwick (Range) G. C. Dunklee & Co. & Taunton Iron Works.
7, 8, Pl. Front lining is iron.
- 6 Best (Range) O. G. Thomas. 7, Pl. Has range 5 or 6 holes?
- 4 Best (Range) Leonard Co-operative Foundry Co. 7, 8, Pl. Front lining is iron.
Best Oak (Oak) H. N. Clark Co. & Eclipse Stove Co. 9, 11, 13, 15, 17, Pl.
- 6 Beverly (Range) Dighton Furnace Co. 7, 8, Pl.
- 6 Biddeford (Range) Biddeford Stove Foundry Co. 7, 8, Pl.
- 6 Big Sandy (Range) Barstow Stove Co. 6, 7-16, 7, 8-18, 70-16, 70-18, 80-18, Pl.
- 6 Bijou Royal (Range) Plymouth Stove Foundry Co.
7-18, 8-18, 8-20, Pl., Magic & Tri. When ordering brick tell style of grate.
- 6 Billings (Range) Reading Stove Works. 7, 18, 8, 7-18, 8-18, 8-20, Pl. & Dx.
- Billings Domestic (Range) Reading Stove Works. (6) 180, 280, Pl. & Dx.
(5) 207, 288, 208, Pl. & Dx. Right end lining is iron.
- 6 Billings Grand (Range) Reading Stove Works.
27, 28, 38, 7-18, 8-18, 8-20, 27-18, 28-18, 28-20, D. C. & Dx.
- 6 Billings Magic (Range) Reading Stove Works. 17, 18, 28, D. C. & Dx.
- Bird (Oak) Floyd, Wells & Co. 10, 11, 12, 30, 31, 32, D. C.
- Bird (Parlor) O. G. Thomas. 8, 9, 10, 12, 14, D. C.
- Bird (Parlor) E. B. Colby & Co. 8, 9, 10, Pl.
- 6 Black Beauty (Range) Richmond Stove Co.
7-18-6, 8-18-6, 80-2-6, 90-2-6, Pl. & Dx.
- 6 Blackstone (Range) White & Walker. 77, 88, Pl. & Magic.
- Blackstone (Parlor) Pratt & Wentworth.
2, 3, Pl. Are brick two or three tiers high?
- Blazer (Globe) E. Munsell & Co. & Manhattan Stove Co. 60, 70, 80, 90, Pl.
- Blodgett's Galvanized Portable Oven. G. S. Blodgett & Co.
4, 5, 6, 7, 8, 14, 15, 16, 17, 18, 19, 114, 114A, 115, 116, 116A, 117, 118, 118A.
Blodgett & Manor Galvanized Portable Oven. G. S. Blodgett & Co.
14, 15, 16, 17, 18, 19.
- Blodgett & Sweet Galvanized Portable Oven. G. S. Blodgett & Co.
Coal — 4, 5, 6, 7, 8, 9. Wood — 3, 4, 5, 6, 7, 8, 9.
- Blossom (Parlor) Taunton Iron Works. 8, 9, 10, 12, Pl.
- 5 Bodie (2 Hole Range) Southard, Robertson & Co. 6, 7, 8, Pl. Right end lining iron. Iron end not sent on an order for linings unless specially ordered.
- 6 Bonair (Range) White-Warner Co. When ordering brick tell style of grate.
7-120, 8-125, 8-130, 9-135, 7-21, 8-26, 8-31, 9-26, Pl., White, Da. & Tri.
- Bonnie (Parlor) Rathbone, Sard & Co. 10, 11, 12, 14, D. C.
- Bonnie Oak (Oak) S. M. Howes Co. 11, 13, 15, 17, 19, D. C.
- Bonny Oak (Oak) Fuller & Warren Co. 11, 13, 15, 17, 19, D. C.
- 5 Bono (2 Hole Range) Southard, Robertson & Co. 6, 7, 8, Pl. Right end lining is iron.
Iron end not sent on an order for linings unless specially ordered.
- Boss (Parlor) Pilgrim Foundry Co. 8, 9, 10, D. C.
- 6 Boston (Range) Pilgrim Foundry Co. 7-18, 8-18, 8-20, Pl., Magic & Da.
- 6 Boston (Range) D. W. Cushing. 7-18, 8-18, 8-20, Pl.
- 4 Boston (Range) O. G. Thomas. 7, 8, Pl. Front lining is iron.
Boston (Brick Set Range) Gardner Chilson. 8*, 9*, Pl. Front lining is iron.
Boston (Parlor) O. G. Thomas. 8, 9, Pl. 10, 12*, 14*, D. C.
Boston (Parlor) S. M. Howes Co. 12, 14, D. C.
Boston (Parlor) Barstow Stove Co. 1, 2, 10, 20, D. C. 5*, 6*, Dump Center.
Boston (Laundry) Magee Furnace Co. 6, Pl.
B & M (Air Tight) B. & M. Foundry Co. 00, 0, 1, 2.
B & M (Globe) — 1, 2, D. C.
B & M (Cannon) — 3, 4, 5, Pl.
- 6 Boston Beauty (Range) Walker & Pratt Mfg. Co.
70-18, 80-18, 80-20, 90-20, A7-18, A8-18, A8-20, A9-20, Pl. Da. & Triple.
- 6 Boston Beauty E (Range) Plymouth Foundry Co.
8-18, 8-20, Pl., Magic, Da. & Tri.
- 6 Boston Beauty Supreme (Range) Walker & Pratt Mfg. Co.
A7-18, A8-20, Pl., Da. & Triple.
- 6 Boston Grand (Range) Somersworth Foundry Co. 7-18, 8-18, 8-20, Pl. & Da.
- 6 Boston Waverly (Range) New England Stove Co. 7-18, 8-18, 8-20, Pl. & Tri.

BELMONT RANGES.

Leonard & Baker Stove Co.

See City Belmont & Home Belmont Ranges.


- 6 Belmont A (Range) Leonard & Baker Stove Co.
8-18, 8-20, Pl., Da., Tri. & Dx.
- 6 Belmont B (Range) Leonard & Baker Stove Co.
8-18, 8-20, Pl., Da., Tri. & Dx.

STOVE AND RANGE REPAIRS

BOSTONIA RANGES.

Pilgrim Foundry Co.

Dockash Grates for Bostonia Ranges



- Bostonia (Range) Pilgrim Foundry Co. 7-18, 8-18, 8-20, Pl. & Da. End linings — Are they iron or brick? Shank Plate and Right End Guard — Are they cast together or separate? Dockash Grate — Is only one or both bars shaker bars? See cuts.
- Bostonia Grand (Range) Pilgrim Foundry Co. 7-18, 8-18, 8-20, Pl. & Da. End linings — Are they iron or brick? Shank Plate and Right End Guard — Are they cast together or separate? Dockash Grate — Is only one or both bars shaker bars? See cuts.
- Bostonia Model (Range) Pilgrim Foundry Co. Give date on shank plate. 7-18, 8-18, 8-20, Pl. & Da. Is right end lining iron or brick? Dockash Grate — Is only one or both bars shaker bars? See cuts.
- Bostonia Regal (Range) Pilgrim Foundry Co. 7-18, 8-18, 8-20, Pl. & Da. Is right end lining iron or brick? Dockash Grate — Is only one or both bars shaker bars? See cuts.
- Bostonian (Range) Royal Bristol Co. 108, 8-20, Pl., Da. & Tri.
- Bostonian (Range) Magee Furnace Co. 7-18, 8-18, 8-20, 9-20, Pl. & Da. Bowdoin (Open Grate) Walker & Pratt Mfg. Co. 2*, Plain.
- Boylston (Range) Weir Stove Co. 6, 7, 7½, 8, Pl. Has range 5 or 6 holes?

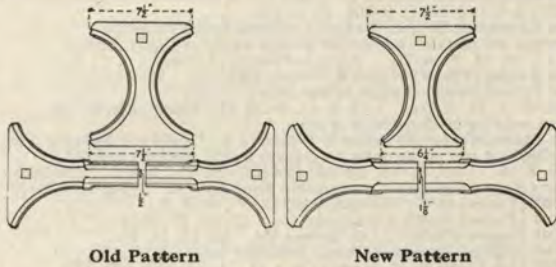
BRADFORD RANGES.

E. A. Dary & Sons.

See Cabinet Bradford Grand, Home Bradford, Ideal Bradford, Modern Bradford, New Bradford & Prize Bradford Ranges.

- Bradford (Range) E. A. Dary. 7-18, 8-18, 8-20, Pl.
- Bradford (Parlor) Plymouth Foundry Co. 9, 10, 11, 12, 14, D. C.
- Bradford (Parlor) No. Dighton Co-op. Stove Co. 20, 30, 40, D. C. See Home Bradford & Prize Bradford Parlors.
- Bradford B (Range) E. A. Dary. 7-18, 8-18, 8-20, Pl.
- Bradford C (Range) E. A. Dary & Son. 7-18, 8-18, 8-20, Pl., Da. & Tri.
- Bradford D (Range) E. A. Dary & Son. 7-18, 8-18, 8-20, Pl., Da. & Tri.

Long and Short Centers for 8-18 and 8-20 Bradford C & D Ranges.



When Long Center was widened, Short Center was shortened, so that one end of New Pattern Short Center that fits into Long Center is narrower than the other end.

- Bradford Coal-Gas (Coal and Gas Range) E. A. Dary & Son. 880, Pl., Da. & Tri.
- Bradford Grand (Range) E. A. Dary & Son. 7-18, 8-18, 108-20, 109-20, Pl., Da. & Tri.
- Bradford Rival (Parlor) E. A. Dary & Son. 10, 12*, 13*, 14*, D. C.
- Brandon (Range) S. M. Howes Co. 7-18, 8-20, Pl.
- Breeze (Range) White, Warner & Co. 7-18, 8-18, 8-20, Pl. See New Breeze Range.

BRIDE RANGES.

Grunder Stove Co.

- See Alma Bride, Fairy Bride, Model Bride Ranges.
- Bridgton (Ranges) Somersworth Machine Co. 7, 8, Pl.
- Bright Oak (Oak) Floyd, Wells Co. 12, 14, 16, 18, 22, 24, 26, 28, 32, 34, 36, 38, 42, 44, 46, 48, 52, 54, 56, 58, D. C.
- Bright Oak (Oak) S. M. Howes Co. 12, 14, 16, 18, 120, 140, 160, 180, D. C.
- Bright Oak (Oak) Charleston Foundry Co. & Chicago S. & R. Co. 12, 14, 16, 18, 120, 140, 160, 180, D. C.
- Bright Oak (Oak) Buffalo Co-op. Stove Co. 10, 12, 14, 16, 18, D. C.
- Bright Bengal (Range) Floyd, Wells Co. Right end lining is iron. Iron end not sent on an order for linings unless specially ordered. 718, 818, 918, 820, 920, Dx.
- Bright Crystal (Range) A. L. Canfield. Be sure to give correct number. Pl., Tri. & Dx. End linings are iron.
- Bright Irving (Range) Floyd, Wells Co. Right end lining is iron. Iron end not sent on an order for linings unless specially ordered. 107, 178, 108, 189, 207, 278, 208, 289, Dx.
- Bright Sparkle (Range) Floyd, Wells Co. & F. E. Grinnell.
- Bright Star (Range) Taunton Iron Works. 7-18, 8-18, 8-20, Pl., Tri. & Da.
- Brightwood (Range) W. P. Ford & Co. 7, 8, Pl.
- Brightwood (Range) Biddeford Stove Foundry Co. 8-20, Pl.

- Brilliant Novelty (Square Parlor) A. Cox Stove Co. (Sheet Iron) 1, 2, 3, 20, 21, 22, 23, Pl. 30, 31, 32, 33, D. C. (Cast Iron) 11, 13, 14, 15, 21, 23, 24, 25, Dx.
- Brisk (Parlor) S. M. Howes Co. & N. Y. Stove Works. 8, 9, 10, 11, 12, 14, Pl.
- Bristol (Range) Barstow Stove Co. Right end lining is iron. Iron end not sent on an order for linings unless specially ordered. 17, 7, 18, 8, Pl. & Dx. When ordering brick tell style of grate. See New Bristol Range.
- Broadsides (Wood Box Stove) Noyes & Nutter Mfg. Co. 24, 30, 36.
- Broadway (Range) Leonard Co-operative Foundry Co. 7, 8, Pl. Front lining is iron.
- Broadway (5 Hole Range) E. B. Colby Co. 6, 7, 8, Pl. & Dx. Right end lining is iron.
- Broadway (5 Hole Range) Southard, Robertson & Co. 70, 80, Pl. & Dx. Right end lining is iron.
- Brockton (Range) Leonard Co-operative Foundry Co. 7, 8, Pl. Front lining is iron.
- Bronx (5 Hole Range) Union Stove works. Iron end not sent on an order for linings unless specially ordered. 7, 8, 77, 88, Pl. & Da. Right end lining is iron.
- Brookline (Range) Weir Stove Co. 7, 8, Pl. Is back shank on grate or bed?
- Brookline DeLuxe C (Coal and Gas Range) Leonard & Baker Stove Co. 880, Pl., Da., Tri. & Dx.
- Brookline Elite (Range) Boston Foundry Co. 7-18, 8-18, 8-20, Pl., Da. & Tri.
- Brookline Elite B (Range) Boston Foundry Co. 7-18, 8-18, 8-20, Pl., Da. & Tri.
- Brookline Elite C (Range) Leonard & Baker Stove Co. 8-18, 8-20, Pl., Da. & Tri.
- Brookline Grand (Range) Boston Foundry Co. 208, Pl., Da. & Tri.
- Brookline Home (Range) Boston Foundry Co. 7-18, 8-18, 8-20, Pl., Da. & Tri.
- Brookline Home B (Range) Boston Foundry Co. 7-18, 8-18, 8-20, Pl., Da. & Tri.
- Brookline Home C (Range) Leonard & Baker Stove Co. 8-18, 8-20, Pl., Da., Tri. & Dx.
- Brookline Home G (Range) Boston Foundry Co. 208, Pl., Da. & Tri.
- Brookline Supreme C (Range) Leonard & Baker Stove Co. 108-20X, Pl., Da., Tri. & Dx.
- Brooks Empire (Range) Plymouth Foundry Co. 7-18, 8-18, 8-20, Pl., Magic, Da. & Tri. When ordering brick tell style of grate.
- Brooks Grand (Range) Fuller & Warren Co. End linings are iron. Iron ends not sent on an order for linings unless specially ordered. 7-18, 8-18, 8-20, 71-18, 81-18, 81-20, Pl., Da., Tri. & Dx.
- Brunswick (Parlor) S. M. Howes Co. 10, 12, 16, Pl.
- Brunswick Grand (Parlor) S. M. Howes Co. 10, 12, D. C.
- Buckeye Oak (Oak) Ohio Stove Co. 23, 25, 27, 29, D. C.
- Bud (Parlor) Taunton Iron Works. 8, 9, 10, 12, Pl.
- Bunker Hill (Range) Smith & Anthony Stove Co. 7-18, 8-18, 8-20, 9-20, Pl. & Da.
- Bunker Hill (Parlor) Pratt & Wentworth. 2, 3, Pl. Are brick 2 or 3 tiers high?
- Burbank (Range) Portland Stove Foundry Co. 8-20, Pl., Da. & Tri.
- Burlington (Parlor) Smith & Anthony Co. 13, 15, 17, D. C.
- Burnett (Range) Leonard Co-operative Foundry Co. 7-18, 8-18, 8-20, Pl.
- Burnside (Cannon) Hardwick Stove Co. 20, 30, 40, 50, D. C.
- C. H. B. (Range) O. G. Thomas. 7, Pl. Has range 5 or 6 holes?
- C and G Apollo (Coal and Gas Range) Buckwalter Stove Co. 8-18, 82-18, Dx. Is fire box on right or left of oven? Is range blacked or enameled?
- Cabinet Acorn (Range) Rathbone, Sord & Co. End linings are iron. Iron ends not sent on an order for linings unless specially ordered. 6289, 6389, 6399, Dx. Is waterfront tapped on side or end? 6280, 6380, 6390, 6281, 6381, 6391, Dx.
- Cabinet Bradford Grand (Range) E. A. Dary & Son. 108-20, 109-20, Pl., Da., Tri. & Dx.
- Cabinet Clarion (Range) Wood & Bishop Co. 8-20, Pl. & Da.
- Cabinet Crescent (Range) H. N. Clark Co. 8-201, Pl. & Tri.
- Cabinet Dartmouth (Range) Ford Foundry Co. 8-20, 9-20, Tri.
- Cabinet Fairmount Grand (Range) Leonard & Baker Stove Co. 7-18, 8-18, 108-20, 109-20, Pl., Da., Tri. & Dx.
- Cabinet Glenwood (Range) Weir Stove Co. Right end lining is iron. Iron end not sent on an order for linings unless specially ordered. 7, 80, 8*, 90*, Pl., Da. & Tri. Is waterfront tapped on back or end? See cuts.

Waterfronts for Cabinet Glenwood Range



1904 Pattern Tapped on Back 1906 Pattern Tapped on End

- Cabinet Glenwood C (Range) Weir Stove Co. 7, 80, 8, 90, Pl., Da., Tri. & Dx. 107, 180, 108, 190, Pl., Da. & Tri. 9-18 (4 Hole) Pl., Da., Tri. & Dx.
- Cabinet Glenwood K (Range) Weir Stove Co. 7K, 80K, 8K, 90K, Pl., Magic, Da. & Tri.
- Cabinet Glenwood M (Range) Weir Stove Co. 7-18, 8-18, 8-20, 9-20, Pl., Magic, Da. & Tri.
- Cabinet Glenwood R (Range) Weir Stove Co. Left end lining is iron. Iron end not sent on an order for linings unless specially ordered. 7R, 80R, 8R*, 90R*, Pl., Da. & Tri.
- Cabinet Glenwood S (Range) Weir Stove Co. 407, 480, 408, 490, Pl., Da. & Tri.
- Cabinet Harvard (Range) Somersworth Foundry Co. 8-20, 9-20, 8-21, Pl., Da. & Tri. 8-22, Pl. & Tri. Da. & Tri. Grate — Is only one or are both bars shaker bars?
- Cabinet Household — See Household Cabinet & Household Cabinet B Ranges.
- Cabinet Kineo (Range) Noyes & Nutter Mfg. Co. 8-20, Pl., Da. & Tri.
- Cabinet Oakland (Range) No. Dighton Co-operative Stove Co. 7-18, 8-18, 8-20, Pl. & Tri.
- Cabinet Quaker — See Quaker Cabinet & Quaker Cabinet B Ranges.
- Cabinet Standard (Range) Somersworth Foundry Co. 8-20, 9-20, 8-21, Pl., Da. & Tri. 8-22, Pl. & Tri. Da. & Tri. Grate. — Is only one or are both bars shaker bars?
- Cabinet Waverly — See Waverly Cabinet Ranges.
- Cabinet Wincroft (Range) Wincroft Stove Works. Right end lining is iron. Iron end not sent on an order for linings unless specially ordered. Oven door marked "Wincroft". Fire end jamb marked "Cabinet Wincroft." 818C, 820C, 920C, 816J, 818J, 820J, 920J, Da. 88R, 82R, 92R, Dx. 188L, 182L, 192L, Da. 818D, 820D, 920D, 816K, 818K, 820K, 920K, Da. 88L, 82L, 92L, Dx. 188L, 182L, 192L, Da.
- Cabinet Winthrop (Range) Dighton Foundry Co. 8-20, Pl. & Tri.
- Cabinet Woodford Grand (Range) Leonard & Baker Stove Co. 108-20, 109-20, Pl., Da. Tri. & Dx.

STOVE AND RANGE REPAIRS

CABLE RANGES.

E. B. Colby & Co. Give full name of range as follows:

Alert Cable	Grand Cable	Pasco Cable	Popular Cable
Arch Cable	Home Cable	Pearl Cable	Prince Cable
Cairo Cable	Model Cable	Peconic Cable	Regal Cable
Chief Cable	Pacific Cable	Pilgrim Cable	Royal Cable
Clear Cable	Panama Cable	Planet Cable	Ruby Cable
Eastern Cable	Paris Cable	Plato Cable	etc.

Ranges are listed under their first names.

Iron end not sent on an order for linings unless specially ordered.

- 5 Cable (Range) E. B. Colby Co. 118A, 128A, Dx. Front end lining is iron. Iron end not sent on an order for linings unless specially ordered. Is fire box on right or left hand side of oven?
- Cable Oak (Oak) E. B. Colby & Co. 38, D. C.
- Cable (Oak) E. B. Colby & Co. 138 D. C. & Dx. 221, 223, 225, 227, 229, D. C.
- Cable Junior Oak (Oak) E. B. Colby & Co. 21, 23, 25, 27, 29, 121, 123, 125, 127, 129, D. C.
- Cable Laundry. E. B. Colby & Co. 2, 4, 9, 10, 13, 42, 81, 82, 120, 122, Pl. See Gay Cable Laundry.
- Cadet (Parlor) S. M. Howes Co. & B. C. Bibb Stove Co. 8, 9, 10, 11, 12, 14, D. C.
- 5 Cairo Cable (5 Hole Range) E. B. Colby & Co. Right end lining is iron. Iron end not sent on an order for linings unless specially ordered. 17, 27, 78, 28, Pl. & Dx.
- Calo (Parlor) J. Van Wormer & Co. 8, 9, 11, 12, 14, Pl.
- 6 Cambria (Range) Boston Furnace Co. 7-18, 8-18, 8-20, Pl. & Tri.
- Cambria (Parlor) Boston Furnace Co. 2, 3, 4, Pl. & D. C.
- 4 Cambridge (Range) Taunton Iron Works. 7, 8, Pl. Front lining is iron.
- 6 Cambridge (Range) Seaside Foundry Co. 7-18, 8-18, 8-20, Pl. & Magic.
- 6 Cambridge Grand (Range) Pilgrim Foundry Co. 7-18, 8-18, 8-20, Pl., Magic & Da.
- Cameo (Parlor) S. M. Howes Co. 10, 11, 12, 14, D. C.
- 6 Campello (Range) Leonard Co-operative Foundry Co. 7-18, 8-18, 8-20, Pl.
- 6 Candid (Range) Buckwalter Stove Co. 6, 7, 8, Pl. & Dx. Right end lining is iron. Iron end not sent on an order for linings unless specially ordered.
- 6 Canner's Leader (Range) Pilgrim Foundry Co. Give date on shank plate. 7-18, 8-18, 8-20, Pl., Magic & Da.
- Cannon (Globe) S. M. Howes & Co. 9, 13, 11, 15, Pl.
- Cannon Herald (Cannon) O. G. Thomas. 14, 16, 18, D. C. & Tri.

CANOPY RANGES.

Buckwalter Stove Co. Give full name of range as follows

Alpine Canopy	Fern Canopy	Home Canopy	Sun Canopy
Art Canopy	Floral Canopy	Ivy Canopy	Sylvan Canopy
Classic Canopy	Geneva Canopy	Prize Canopy	etc.
Empire Canopy	Glad Canopy	Star Canopy	

Ranges are listed under their first names.

If range has enamel finish, be sure to state and tell color of enamel.

- Canopy (Range) Buckwalter Stove Co. Right end lining is iron. Iron end not sent on an order for linings unless specially ordered. 6, 60, 106, 160, 7, 16, 70, 116, 166, 170, 8, 17, 80, 177, 180, 9, 18, 90, 188, 190, 167, 107, 178, 117, 108, 118, 109, 267, 207, 278, 217, 208, 218, 209, Pl. & Dx. 467, 407, 478, 417, 408, 418, 409, 567, 507, 578, 517, 508, 518, 509, 667, 678, 617, 608, 618, 609, Dx.
- 716A, 816A, 718A, 818A, 820A, 920A, 816B, 718B, 818B, 820B, 920B, Dx. 307, 378, 308, 318, 309, 307A, 378A, 308A, 318S, 309A, Dx.
- 5 Canopy Dawn (Range) Buckwalter Stove Co. Right end lining is iron. Iron end not sent on an order for linings unless specially ordered. 78, 87, 8, 97, 9, 178, 187, 108, 198, 109, Dx.
- Canopy Dawn (Range) Buckwalter Stove Co. Is range blacked or enameled? 278, 287, 208, 298, 209, 378, 387, 308, 398, 309, 487, 408, 498, 409, Dx. Right end lining is iron on blacked ranges, but on enameled ranges lining is all brick.
- 5 Canopy Fair (Range) Buckwalter Stove Co. Right end lining is iron. Iron end not sent on an order for linings unless specially ordered. 7, 78, 87, 8, 98, 9, 107, 178, 187, 108, 198, 109, Dx.
- 5 Canopy Fair (Range) Buckwalter Stove Co. Right end lining is iron. 207, 278, 287, 208, 298, 209, 307, 378, 387, 308, 398, 309, 487, 408, 498, 409, Dx. Is range blacked or enameled?
- 5 Canopy Grand (Range) Buckwalter Stove Co. Right end lining is iron. Iron end not sent on an order for lining unless specially ordered. 78, 87, 8, 98, 9, 178, 187, 108, 198, 109, Dx. 278, 287, 208, 298, 209, 378, 387, 308, 398, 309, Dx.
- Canopy Grand (Range) Buckwalter Stove Co. Is range blacked or enameled? 487, 408, 498, 409, Dx. Right end lining is iron on blacked ranges, but on enameled ranges lining is all brick.
- 5 Canopy Special (Range) Buckwalter Stove Co. Right end lining is iron. Iron end not sent on an order for linings unless specially ordered. 67, 7, 78, 87, 8, 98, 9, 167, 107, 178, 187, 108, 198, 109, Dx. 267, 207, 278, 287, 208, 298, 209, 367, 307, 378, 387, 308, 398, 309, Dx.
- 5 Canopy Special (Range) Buckwalter Stove Co. Right end lining is iron. 487, 408, 498, 409, Dx. Is range blacked or enameled?
- 4 Canton (Range) Bishop Gavitt S. Co. 7, 8, Pl. Front linings is iron.
- 6 Capital (Range) Somerset Stove Foundry Co. 7-18, 8-18, Pl., Tri. & D. C. When ordering brick tell style of grate. Has elbow waterfront only. End linings to fit waterfront are iron.
- 6 Capital Acorn (Range) Rathbone, Sard & Co. 7-18, 8-18, 8-20, 9-20, 71-18, 81-18, 81-20, 91-20, 72-18, 82-18, 82-20, 92-20, Pl., Da. & Dx.
- 4 Capital Stewart (Range) Fuller & Warren Co. End linings are iron. Iron ends not sent on an order for linings unless specially ordered. 8-18, 9-18, 8-20, 9-20, 81-18, 81-20, 91-20, Tri. & Dx. 2N8-18, 2N9-18, 2N8-20, 2N9-20, 3N9-20, 3N9-20, Tri. & Dx.
- Captain (Parlor) Buckwalter Stove Co. 8, 9, 10, 11, 12, 14, Pl. 108, 109, 110, 111, 112, 114, D. C.
- 4 Captor Oak (Oak) Union Stove Works. 111, 113, 115, 117, 119, D. C.
- Carbon Novelty (Range) A. Cox Stove Co. End linings are iron. Iron ends not sent on an order for linings unless specially ordered. 76-14, 86-14, 76-16, 86-16, 86-18, 96-18, 86-20, 96-20, Pl. & Dx.
- 2 Carpenter (Laundry) C. Carpenter & Co. 8 Irons, No. 9, No. 19.
- 2 Carpenter (Brick Set Range) C. Carpenter & Co. 2*, 3*, 4*, 5*, 6*, 7*. Give date. Has it flat or basket grate? On Nos. 4 and 5 give height of the front grate. Has it the monogram "J. C." on the elevated oven doors?
- 6 Carpenter (Range) Reading Stove Works. 7-16, 7-18, 8-18, 8-20, 27-16, 27-18, 28-18, 28-20, D. C. & Dx.
- 6 Carpenter Grand (Range) Dighton Furnace Co. 7-18, 8-18, 8-20, Pl. & Tri. When ordering brick tell style of grate.
- 6 Carter (Range) New England Stove Co. 7-18, 8-18, 8-20, Pl.
- 6 Carter Grand (Range) New England Stove Co. 7-18, 8-18, 8-20, Pl.
- 6 Cascade (Range) Dighton Furnace Co. 7-18, 8-18, 8-20, Pl. & Dx. When ordering brick tell style of grate.
- 6 Cascade (Range) Somersworth Machine Co. 7, 8, Pl.
- Casco (Range) Somerset Co-op. Fdy. Co. 7, 7 1/2, 8, 9, Pl. Is front lining iron or brick?
- 6 Casco (Range) Somersworth Machine Co. 7, 8, Pl.
- 6 Casco B (Range) Somersworth Machine Co. 7, 8, Pl.

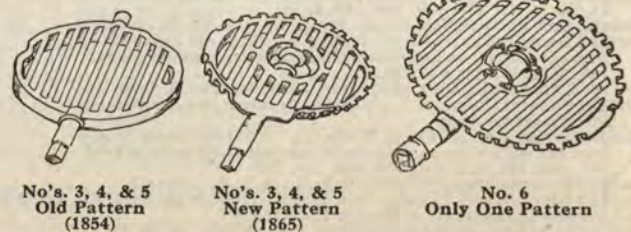
- 6 Casino (Range) O. G. Thomas. 7-18, 8-18, 8-20, Pl.
- 6 Castle Crawford (Range) Walker & Pratt Mfg. Co. 7-18, 8-18, 8-20, 9-20, Pl. & Da.
- Castor (Parlor) E. B. Colby & Co. 8, 9, 10, 11, 12, 14, Pl.
- 6 Censor (Parlor) S. M. Howes Co. 8, 9, 10, 11, 12, Pl.
- 6 Centennial (Range) Spicer & Peckham. 6, 7, 8, Pl.

CENTURY RANGES.

Century Stove Co. Give full name of range as follows:

- Art Century, New Century, Our Century, Royal Century, Twentieth Century, etc. Ranges are listed under their first names.
- 6 Century (Range) Century Stove Co. 7-18, 8-18, 8-20, Pl., Tri. & D. C. When ordering brick tell style of grate.
- CENTURY PARLORS. Century Stove Co. Give full name as follows: Gem Century, Our Century, Pride Century, The Century, etc. Stoves are listed under their first names.
- Century (Square Parlor) Century Stove Co. 2, 4, D. C.
- Century Oak (Oak) H. N. Clark Co. & Somersworth Fdy. Co. 12, 14, 16, 18, 20, D. C.
- 6 Century Clarion (Range) Wood, Bishop & Co. 8-20, Pl. & Da.
- 6 Century Crawford (Range) Walker & Pratt Mfg. Co. 8-20, Pl. & Da.
- 6 Century Grand (Range) Century Stove Co. 7-18, 8-18, 8-20, Pl., Magic, Tri. & D. C. When ordering brick tell style of grate.
- 6 Champion (Range) Magee Furnace Co. Give date on shank plate. 7-18, 8-18, 8-20, 9-20, 77, 78, 88, 89, Pl. Da. & Tri. Right end lining for No. 5 coil is iron. Iron end not sent on an order for linings unless specially ordered.
- 5 Champion (Coal and Gas Range) Magee Furnace Co., Inc. 188, Pl., Da. & Tri. Right end lining is iron. Iron end not sent on an order for linings unless specially ordered.
- 4 Champion (Range) O. G. Thomas. 7-18, 8-20, Pl. Front lining is iron.
- 6 Champion (Range) Somersworth Machine Co. 7, 8, Pl.
- Champion Coal Burner (Parlor) Magee Furnace Co. 1, 2, 3, Pl.
- 6 Champion Oak (Oak) Fuller & Warren Co. 14, 16, 18, 114, 116, 118, 120, Tri.
- 6 Champion B (Range) Somersworth Machine Co. 7, 8, Pl.
- 6 Champion Crescent (Range) O. G. Thomas & H. N. Clark & Co. 7-18, 8-18, 8-20, 9-20, Pl., Da. & Tri. When ordering brick tell style of grate.
- 6 Champion Fireside (Range) O. G. Thomas. 7-18, 8-18, 8-20, 9-20, Pl., Da. & Tri. When ordering brick tell style of grate.
- 6 Champion Herald (Range) O. G. Thomas. 7-18, 8-18, 8-20, 9-20, Pl., Da. & Tri. When ordering brick tell style of grate.
- Charm (Parlor) Dighton Furnace Co. 9, 10, 12, 14, Pl.
- Charm Oak (Oak) S. M. Howes Co. 12, 14, 17, 112, 114, 117, D. C. No. 14. Is top nickel rail bolted to stove or removable?
- Charm Oak (Oak) S. M. Howes Co. 14, 16, 18, D. C. No. 14. Is top nickel rail bolted to stove or removable?
- Charm Oak (Oak) Rathbone, Sard & Co. 11, 13, 15, 17, 12, 14, 16, 18, 123, 143, 163, 183, 125, 145, 165, 185, 205, 126, 146, 166, 186, 206, 207, 223, 243, 263, 283, 226, 246, 266, 286, 512, 514, 516, 518, 520, D. C.
- 5 Charm Bengal (Range) Floyd, Wells Co. & F. E. Grinnell. Right end lining is iron. Iron end not sent on an order for linings unless specially ordered. 7-18, 8-18, 8-20, 9-20, 76-18, 86-18, 86-20, 96-20, Dx. 68-18, 68-20, 69-20, Pl.
- 6 Charm Crawford (Parlor) Walker & Pratt Mfg. Co. 10, 11, 12, 14, D. C.
- 6 Charm Crawford (Range) Walker & Pratt Mfg. Co. 7-18, 8-18, 8-20, 9-20, Pl., Da. & Triple.
- 6 Charm Crawford Royal (Range) Walker & Pratt Mfg. Co. 7-18, 8-18, 8-20, 9-20, Pl., Da. Triple.
- 6 Charm Crescent (Range) H. N. Clark Co. & Somerset Stove Foundry Co. 7-201, 8-201, 8-201C, 8-202, Pl. & Tri.
- 5 Charm Keystone (5 Hole Range) Keystone Stove Foundry. Iron end not sent on an order for linings unless specially ordered. 17, 27, 78, 28, Pl. & Dx. Right end lining is iron.
- Charm Kineo (Parlor) Noyes & Nutter Mfg. Co. 12, 14, D. C.
- 6 Charm Prize (Range) Plymouth Foundry. 7-16, 8-16, Pl. & Da. 7-18, 8-18, 8-20, Pl., Magic, Da. & Tri. When ordering brick tell style of grate.
- 5 Charm Stewart (Range) Fuller & Warren Co. Right end lining is iron. Iron end not sent on an order for linings unless specially ordered. 7-16, 8-18, 71-16, 81-18, E8-18, 2E8-18, Da. Tri. & Dx. (No plain grate.)
- 6 Charter (Range) Leonard Co-operative Foundry Co. 7-18, 8-18, 8-20, Pl.
- 6 Cheerful (Parlor) O. G. Thomas. 10, 12, Pl. & D. C.
- 6 Cheerful (Parlor) Smith & Anthony Co. 23, 25, 27, D. C.
- 6 Cheerful (Square Parlor) S. M. Howes Co. 10, 11, 12, Pl.
- 6 Cheerful (Collage) Somerset Co-op. Foundry Co. 1, 2.
- 6 Cheerful (Air Tight) S. M. Howes Co. 21, 24, 27, 210, 240, 270.
- 6 Cheerful Oak (Oak) Channon-Emery Co. 615, 617, 619, D. C.
- 5 Cheerful Sunshine (Range) Reading Stove Works. Right end lining is iron. Iron end not sent on an order for linings unless specially ordered. 7, 88, 8, 207, 288, 208, 307, 388, 308, Pl. & Dx.
- Cherry (Sheet Iron Box Stove) S. M. Howes Co. 118, 122, 125, 128.
- Cherub (Wood Collage) Somersworth Machine Co. 10, 12.
- 6 Cherub B (Range) Leonard Co-operative Foundry Co. 7-18, 8-18, 8-20, Pl.
- 6 Chester (Range) O. G. Thomas. 7-18, 8-18, 8-20, Pl.
- 6 Chic (Parlor) A. Cox Stove Co. 20, 21, 22, D. C.
- 6 Chicago (Range) Taunton Iron Works. 7-18, 8-18, 7-20, 8-20, 9-20, 9-24*, Pl.
- 5 Chief Cable (Range) E. B. Colby & Co. Right end lining is iron. Iron end not sent on an order for linings unless specially ordered. 217, 207, 218, Pl. & Dx.
- 5 Chief Keystone (Range) Keystone Stove Foundry. Right end lining is iron. Iron end not sent on an order for linings unless specially ordered. 217, 207, 218, Pl. & Dx.
- Chilson Cone Disc (Cannon) Gardner Chilson. Give date. In ordering any repairs tell pattern of grate. See cuts. Old Pat. — 2, 3, 4, 5, Pl. New Pat. — 3, 4, 5, 6, Pl.

GRATES FOR CHILSON CONE DISC STOVES



STOVE PIPE, ELBOWS AND HEADERS

STOVE AND RANGE REPAIRS

- Chilson Cone Cylinder (Cannon) Gardner Chilson. 9, 11, Pl.
- Chilson Laundry (Laundry) Gardner Chilson. 2, 3, 3 1/2, 4, 5, 6, 6 1/2, Pl. Give date. Does grate dump by pin or shaker?
- Chilson (Brick Set Range) Gardner Chilson. Give date 1859 or 1868. 1, 2, 3, 4. Has it a basket or flat grate?
- Chilson (Hotel Range) Gardner Chilson. 10*, Pl.
- Chilson (Oval Parlor) Gardner Chilson. 2, 3, Pl.
- Chilson Standard (Parlor) Gardner Chilson. 10, 12, Pl.
- Chilton (Range) Seaside Foundry Co. 7-18, 8-18, 8-20, Pl. & Magic.
- China (Laundry) S. Cheney & Son. 2, 3, Pl.
- Choice Irving (Range) Floyd, Wells & Co. 7-18, 8-18, 8-20, 9-20, Dx.
- Citizen (Range) Rathbone, Sard & Co. Right end lining is iron. Iron end not sent on an order for linings unless specially ordered. 6, 7, 8, 17, 18, 77, 88, 7-16, 8-18, 5060, 5170, 5230, 6170, 6280, Pl. & Dx.
- City Belmont (Coal and Gas Range) Leonard & Baker Stove Co. 880-2, Pl., Da., Tri. & Dx.
- City Glenwood (Coal and Gas Range) Weir Stove Co. Iron end not sent on an order for linings unless specially ordered. 18*, Pl., Da. & Tri. Right end lining is iron.
- City Glenwood (Parlor) Weir Stove Co. 10, 12, 14, D. C.
- City Home (Range) Floyd, Wells Co. 17, 7, 18, 8, Pl. & Dx.
- City Irving (Range) Floyd, Wells Co. Front end lining is iron. 7-16, 8-16, 8-18, 8-20, 9-20, Dx. Is fire box on left or right hand side of oven?
- City Point (Range) Seaside Foundry Co. 7-18, 8-18, 8-20, Pl. & Magic.
- City Woodford (Coal and Gas Range) Leonard & Baker Stove Co. 880-2, Pl., Da., Tri. & Dx.
- Claremont (Range) Biddeford Co-operative Foundry Co. 7-18, 8-20, Pl.

CLARION RANGES.

Wood, Bishop & Co. Give full name of range as follows


- | | | | |
|------------------|------------------|----------------|-----------------|
| Cabinet Clarion | Gold Clarion | Modern Clarion | Popular Clarion |
| Century Clarion | Home Clarion | New Clarion | Royal Clarion |
| Colonial Clarion | Imperial Clarion | Our Clarion | etc. |
- Ranges are listed under their first names.
- Clarion (Range) Wood, Bishop & Co. 7, 7 1/2, 8, Pl., Da. & Dx. Front lining is iron. 10, 12, 14, 16*, 20*, Pl. (1897) — 13, 15, D. C. 113, 115, D. C.
 - See Cozy Clarion, Ideal Clarion, New Clarion, and Royal Clarion Parlors.
 - Clarion (Square Parlor) Wood, Bishop & Co. 10, 12, Pl.
 - Clarion (Wood Parlor) Wood, Bishop & Co. 3, 4.
 - Clarion M (Range) Wood & Bishop Co. 208, Pl. & Da.
 - Clark's Laundry (Laundry) H. N. Clark Co. 19, Pl.
 - Classic Oak (Oak) Floyd, Wells & Co. 10, 12, 14, 16, 62, 64, 66, D. C.
 - Classic Acorn (Range) Rathbone, Sard & Co. End linings are iron. Iron end not sent on an order for linings unless specially ordered. 6270, 6280, 6380, 6390, 6272, 6282, 6382, 6392, Dx. & Pl. 6273, 6283, 6383, 6393, 6275, 6285, 6385, 6395, Dx. & Pl.
 - Classic Canopy (Range) Buckwalter Stove Co. Right end lining is iron. Iron end not sent on an order for linings unless specially ordered. 7-14, 7-16, 8-16, 7-18, 8-18, 9-18, 8-20, 9-20, 7-14, 7-16, 8-16, 7-18, 8-18, 9-18, 8-20, 9-20, 7-14, 7-16, 8-16, 8-20, 9-20, Pl. & Dx.
 - Classic Crescent (Range) O. G. Thomas. Right end lining is iron. Iron end not sent on an order for linings unless specially ordered. 7-18, 8-18, 8-20, 9-20, Pl., Tri. & Da.
 - Classic Fireside (Range) O. G. Thomas. Right end lining is iron. Iron end not sent on an order for linings unless specially ordered. 7-18, 8-18, 8-20, 9-20, Pl., Tri. & Da.
 - Classic Herald (Range) O. G. Thomas. Right end lining is iron. Iron end not sent on an order for linings unless specially ordered. 7-18, 8-18, 8-20, 9-20, Pl., Tri. & Da.
 - Classic Sunshine (Range) Reading Stove Works. 17-18, 18-18, 18-20, 19-20, D. C. & Dx.
 - Cleanwood A (Range) No. Dighton Co-operative Stove Co. 7-18, 8-18, 8-20, Pl. & Tri.
 - Clear Cable (Range) E. B. Colby & Co. Right end lining is iron. Iron end not sent on an order for linings unless specially ordered. 17, 27, 78, 28, Pl. & Dx.
 - Cleaves Grand (Range) No. Dighton Co-operative Stove Co. 7-18, 8-18, 8-20, Pl., Tri., Dx. & D. C. When ordering brick tell style of grate.
 - Clermont Oak (Oak) Gem City Stove Co. 110, 112, 114, 116, 118, D. C. 143, 163, 183, Tri.
 - Cleveland (Range) Taunton Iron Works. 7-18, 8-18, 8-20, 9-20, Pl., Tri. & Swanton.
 - Clifford (Square Parlor) J. & E. Davis. 10, 12, Pl.
 - Clifford (Range) J. & E. Davis. 7, 8, Pl. Front lining is iron.
 - Clifford B (Range) J. & E. Davis. 7, 8, Pl.
 - Clifford Grand (Range) J. & E. Davis. 7, 8, Pl.
 - See New Clifford Range.
 - Clifton (Range) O. G. Thomas. 7-18, 8-18, Pl. Front lining is iron.
 - Clifton (Range) Magee Furnace Co. 6, 70, 7, 80, 8, 90, Pl. State what pieces of brick are wanted. Front and right end linings are sometimes iron.
 - Clifton (Parlor) Magee Furnace Co. 1, 2, 3, Pl. & D. C. 20, 30, D. C.
 - Climax (Range) Union Furnace Co. 7, 8, Pl. Front lining is iron.
 - Climax (Range) Wood, Bishop & Co. 7, 8, Pl.
 - Climax (Parlor) Union Furnace Co. 1, 2, 3, Pl.
 - Clinton (Range) Seaside Foundry Co. 7-18, 8-18, 8-20, Pl. & Magic.
 - Clinton (Range) Magee Furnace Co. 77, 78, 88, 89, 277, 278, 288, 289, Pl., Da. & Tri. Right end lining for No. 5 coil is iron. Iron end not sent on an order for linings unless specially ordered.
 - Clinton (Range) O. G. Thomas. 7-18, 8-18, Pl.
 - Clipper (Range) Somersworth Machine Co. 7-18, 8-18, 8-20, 9-20, Pl. & Tri.
 - Clipper (Sheet Iron Air Tight) S. M. Howes Co. 18, 21, 25, 28, 521, 525.
 - Closter (Parlor) E. B. Colby & Co. 10, 11, 12, 14, D. C.
 - Clover (Parlor) Walker & Pratt Mfg. Co. 10, 11, 12, 14, D. C.
 - Clyde (Range) O. G. Thomas. 7, Pl. Has range 5 or 6 holes?
 - Clyde (Range) Wood, Bishop & Co. 7, 7 1/2, 8, Pl., Da. & Dx.
 - Clyde B (Range) White & Walker. 7-18, 8-18, 8-20, Pl.
 - Cocheco Sub Base (Wood Parlor) Somersworth Machine Co. 20, 24.
 - Cohannet (Range) No. Dighton Co-operative Stove Co. 7-18, 8-18, 8-20, Pl., Tri., Dx. & D. C. When ordering brick tell style of grate.
 - Cohen's Grand (Range) Pilgrim Foundry Co. Give date on shank plate. 7-18, 8-18, 8-20, Pl., Da. & Magic. Are end linings iron or brick?
 - Cohen's Leader (Range) Pilgrim Foundry Co. Give date on shank plate. 7-18, 8-18, 8-20, Pl., Da. & Magic.
 - Colangas Stewart (Coal and Gas Range) Fuller & Warren Co. L8-18, 2L8-18, 3L8-18, 5L8-18, 6L8-18, 7L8-18, Tri. Left end lining is iron. Is right end lining iron or brick? Iron end not sent on an order for linings unless specially ordered.

- 6 Coliseum (Range) Dighton Furnace Co. 7-18, 8-18, 8-20, Pl. & Tri. When ordering brick, tell style of grate.
- 6 Colonial (Range) Dighton Furnace Co. 7-18, 8-18, 8-20, Pl. & Dx. When ordering brick tell style of grate.
- 6 Colonial (Range) Magee Furnace Co. 77, 78, 88, 89, Pl., Da. & Tri.
- 5 Colonial (Range) Rathbone, Sard & Co. 7-16, 8-18, Pl. & Dx. Right end lining is iron. Iron end not sent on an order for linings unless specially ordered.
- 4 Colonial (Range) Rathbone, Sard & Co. End linings are iron. Iron end not sent on an order for linings unless specially ordered. 6282, 6382, 6392, 4282, 4292, 4392, Dx.
- 4 Colonial Acorn (Range) Rathbone, Sard & Co. End linings are iron. Iron end not sent on an order for linings unless specially ordered. 6729, 6829, 6839, 6939, 6270, 6280, 6380, 6390, 6271, 6281, 6381, 6391, 6275, 6285, 6385, 6395, 4829, 4939, 4280, 4390, 4281, 4391, 4286, 4296, 4396, Dx.
- 6 Colonial Bay State (Range) Barstow Stove Co. 7-18, 8-18, 8-20, 9-20, Pl., Da. & Tri.
- 6 Colonial Clarion (Range) Wood, Bishop Co. 8-20, Pl. & Da.
- 5 Colonial Keystone (Range) Keystone Stove Foundry. Iron end not sent on an order for linings unless specially ordered. 627, 678, 628, 698, Pl. & Dx. Right end lining is iron.
- 5 Colonial Manor (Range) Buckwalter Stove Co. Right end lining is iron. Iron end not sent on an order for linings unless specially ordered. 72-16, 82-16, 72-18, 82-18, 82-20, Pl. & Dx.
- 4 Colonial Novelty (Range) A. Cox Stove Co. End linings are iron. Iron end not sent on an order for linings unless specially ordered. 86-18, 96-18, 86-20, 96-20, Pl. & Dx.
- 6 Colonial Serviss (Range) O. G. Thomas. 7-16, 8-16, Pl. & Da. 7-18, 8-18, 8-20, 9-20, Pl., Da. & Tri.
- 6 Colonial Sunshine (Range) Reading Stove Works. (No plain grate.) 7-16, 7-18, 8-18, 8-20, 9-20, 17-18, 18-18, 18-20, 19-20, D. C. & Dx.
- 5 Colonist (Range) Rathbone, Sard & Co. Right end lining is iron. Iron end not sent on an order for linings unless specially ordered. 6, 7, 8, 17, 18, 77, 88, 7-16, 8-18, 5060, 5170, 5280, 5061, 5171, 5281, Pl. & Dx.
- 4 Colonnade Novelty (Range) A. Cox Stove Co. End linings are iron. Iron end not sent on an order for linings unless specially ordered. 86-18, 96-18, 86-20, 96-20, Pl. & Dx.
- 6 Columbia (Range) Walker & Pratt Mfg. Co. 7-18, 8-18, 8-20, 9-20, Pl. & Triple.
- 6 Columbia (Ship Range) E. Wilbur & Co.
- 6 Columbia (Parlor) S. M. Howes Co. 2, 3, 4, D. C.
- 6 Columbia C (Parlor) S. M. Howes Co. 20, 30, 40*, D. C.
- 6 Columbian Oak (Oak) Keeley Stove Co. 222, Tri.
- 6 Columbian Crawford (Range) Walker & Pratt Mfg. Co. 7-18, 8-18, 8-20, 9-20, Pl. & Triple.
- 6 Columbian Prize (Open Grate) Keeley Stove Co. 11, 13, 15, D. C.
- 6 Columbian Ulster (Cannon) Keeley Stove Co. 13, 15, 17, 20, Tri. 113, 115, 117, 120, D. C.
- 6 Columbine (Range) Union Stove Works. 7-16, 8-18, 8-20, 9-20, Pl. & Da.
- 5 Comet (Range) Stamford Foundry Co. 7, 8, Pl.
- 5 Comet A (Range) Stamford Foundry Co. 77, 88, Pl.
- 5 Comet D (Range) Stamford Foundry Co. 212, 412, Pl. 222, 422, Dx. 232, 432, Tri.
- 6 Comet F (5 Hole Range) Stamford Foundry Co. 310, 311, 312, Pl. 321, 322, Dx. 331, 332, Tri. 511, Pl. See New Comet Ranges.
- Comet (Parlor) S. M. Howes Co. & N. Y. Stove Works. 8, 9, 10, 11, 12, 14, Pl.
- Comet (Oak) E. B. Colby & Co. 21, 23, 25, 27, D. C.
- Comet Oak (Oak) Stamford Foundry Co. 11, 13, 15, 17, 19, D. C. 12, 14, 16, D. C.
- 5 Comfort (Range) Rathbone, Sard & Co. & S. M. Howes Co. Right end lining is iron. Iron end not sent on an order for linings unless specially ordered. 6, 7, 8, 17, 18, 77, 88, 7-16, 8-18, Pl. & Dx.
- Comfort Oak (Oak) S. M. Howes & Co. 111, 113, 115, 117, D. C.
- Comfort (Wood Cottage) Noyes & Nutter Mfg. Co. & S. M. Howes Co. 21, 23, 25.
- 6 Commonwealth (Range) Leonard & Hamilton Stove Co. 8-18, 8-20, Pl., Da. & Tri.
- 6 Compact Stewart (Coal and Gas Range) Fuller & Warren Co. T8-18, 2T8-18, 3T8-18, 7T8-18, Tri. Left end lining is iron. Is right end lining iron or brick? Iron end not sent on an order for linings unless specially ordered.
- 6 Comus (Range) Warren Foundry Co. 6, 7, 8, Pl.
- 4 Concord (Range) Leonard Co-operative Stove Co. 7, 8, Pl. Front lining is iron. See New Concord Range.
- 6 Concord Grand (Range) New England Stove Co. 7-18, 8-18, 8-20, Pl., Tri. & Dx. When ordering brick tell style of grate.
- Confectioner's Stove. Barstow Stove Co. 1, 2, 3, Pl. 10, 20, 30, D. C.
- Confectioner's Stove. Stamford Foundry Co. 10, 20, Pl.
- 6 Continental (Range) Weir Stove Co. 7, 80, 8, Pl. & Tri. When ordering brick tell style of grate.
- 6 Conway (Range) Weir Stove Co. 7, 8, Pl. Is back shank on grate or bed?
- 6 Coos B (Range) Portland Stove Foundry Co. 7-20, 8-20, Pl., Da. & Tri. When ordering brick tell style of grate.
- 6 Coos C (Range) Portland Stove Foundry Co. 7-18, 8-18, 8-20, Pl., Da. & Tri. When ordering brick tell style of grate.
- 6 Coos Grand (Range) Portland Stove Foundry Co. 8-20, 9-20, Pl., Da., Tri. & D. C. When ordering brick tell style of grate.
- Coral (Range) Dighton Furnace Co. Has range 5 or 6 holes? 5 Hole Range — (5) 7, 8, Pl. Right end lining is iron. 6 Hole Range — (6) 6, 7, 8, Pl.
- Coral (Parlor) Cobb Stove & Machine Co. 1, 2, 3, Pl.
- 4 Coral Novelty (Range) A. Cox Stove Co. End linings are iron. Iron end not sent on an order for linings unless specially ordered. 86-18, 96-18, 86-20, 96-20, Pl. & Dx.
- Coronet (Parlor) N. Y. Stove Works. 8, 9, 10, 11, 12, 14*, Pl.
- 6 Coronet (Range) Magee Furnace Co. 7-18, 8-18, 8-20, 9-20, Pl., Da. & Tri.
- 4 Coronet (Range) Lord & Stone. 8, 9, Pl. Front lining is iron.
- 6 Coronet Crawford (Range) Walker & Pratt Mfg. Co. 7-18, 8-18, 8-20, 9-20, Pl. & Da. Grate bed same for plain and dockash grates.
- Cozey (Parlor) S. M. Howes Co. 8, 9, 10, 11, 12, 14, Pl. See Cozy and Cozy Parlors.
- Cozey Oak (Oak) Rathbone, Sard & Co. 123, 143, 163, 183, 125, 145, 165, 185, 205, 126, 146, 166, 186, 206, 207, 223, 243, 263, 283, 226, 246, 266, 286, D. C.
- 6 Cozey Domestic (Range) Boston Furnace Co. 630, 735, 740, 845, Pl.
- 6 Cozey Wendell (Range) No. Dighton Co-operative Stove Co. 760, 860, 7-18, 8-18, 8-20, Pl., Da. & Tri.
- Cozey Wendell (Parlor) No. Dighton Co-op. Stove Co. 20, 30, 40*, D. C.
- Cozy (Parlor) O. G. Thomas. 8, 9, Pl. 10, 12*, 14*, D. C. See Cozy and Cozy Parlors.
- Cozy Clarion (Parlor) Wood, Bishop & Co. 112, 114, 116, D. C.
- Cozy Crawford (Parlor) Walker & Pratt Mfg. Co. 10, 11, 12, 14, D. C.
- 6 Cozy Fireside (Range) O. G. Thomas. 7-18, 8-18, 8-20, Pl., Tri. & Da. When ordering brick tell style of grate.
- 6 Cozy Herald (Range) O. G. Thomas. 7-18, 8-18, 8-20, Pl., Tri. & Da. When ordering brick tell style of grate.

STOVE AND RANGE REPAIRS

- Cottage (Wood Cottage) Somersworth Machine Co. 1, 2.
- Cottage (Wood Parlor) Noyes & Nutter Mfg. Co. (One Size)
- 6 Cottage (Range) Magee Furnace Co. Give date on shank plate. 7-18, 8-18, 8-20, 9-20, 10-20, Pl., Da. & Tri.
- 6 Cottage (Range) Richmond Stove Co. 7, 80, 8, 90, 77, 88, 89, Pl. & Dx.
- 5 Cottage (Range) Floyd, Wells & Co. Right end lining is iron. Iron end not sent on an order for linings unless specially ordered. 7, 18, 37, 8, Dx. 77, 78, 27, 88, Pl.
- 6 Cottage Crawford (Range) Walker Pratt Mfg. Co. 7-18, 8-18, 8-20, 9-20, Pl. & Da.
- 6 Cottage Glenwood (Range) Weir Stove Co. 70, 170, Pl. & Tri.
- 5 Cottage Home (Range) Gurney & Co. Right end lining is iron. Iron end not sent on an order for linings unless specially ordered. 27-16, 28-16, 27-18, 28-18, 28-20, 29-20, Pl., Da. & Dx.
- Cottage Home (Open Grate) Southard, Robertson & Co. 1, 2, 3, Pl.
- 6 Cottage Oakland (Range) No. Dighton Co-operative Stove Co. 7-18, 8-18, 8-20, Pl., Da. & Tri.
- 6 Cottage Winthrop (Range) Dighton Foundry Co. 7-16, 7-18, 8-18, Pl.
- 5 Countess (Range) Rathbone, Sard & Co. Right end lining is iron. Iron end not sent on an order for linings unless specially ordered. 5170, 5280, 5171, 5281, 6170, 6280, Pl. & Dx.
- 6 Countess Atlantic (Range) Portland Stove Foundry Co. 7-18, 8-18, 8-20, Pl., Tri. & Da. When ordering brick tell style of grate.
- 6 Countess Atlantic B (Range) Portland Stove Foundry Co. 7-18, 8-18, 8-20, Pl., Da. & Tri. When ordering brick tell style of grate.
- 6 Countess Atlantic C (Range) Portland Stove Foundry Co. 188, 208, Pl., Da. & Tri. When ordering brick tell style of grate.
- 6 Countess Atlantic D (Range) Portland Stove Foundry Co. D8-18, D8-20, Pl., Da. & Tri. When ordering brick tell style of grate.
- 6 Countess Atlantic E (Range) Portland Stove Foundry Co. E8-18, E8-20, Pl., Da. & Tri. When ordering brick tell style of grate.
- Coy (Globe) Topton Foundry Co. 6, 7, 8, 9, 10, 11, 12, Pl. Give diameter of top of firepot.
- Coy Laundry Topton Foundry Co. 7, 8, Pl.
- Coy (Oak) Topton Foundry Co. 111, 113, 115, 117.
- Cozy (Parlor) S. M. Howes Co. & Keeley Stove Co. 10, 11, 12, 14, D. C. See Cozy and Cozey Parlors.

- 6 Crawford (Range) Walker & Pratt Mfg. Co. 6, 7, 8, 9* Pl. When ordering elbow waterfronts or brick to fit elbow waterfronts state whether elbow is on right or left end of waterfront.
 - 6 Crawford Grand (Range) Walker & Pratt Mfg. Co. 1st & 2nd Pattern 7, 8, Pl. 3rd Pattern 7-18, 8-18, 8-20, 9-20, Pl. & Triple.
- The first Crawford Grand Range had Grates different from the present pattern. There are three patterns in all. The pattern may always be known by the number-plate on the door.



The first pattern has the number 7 or 8 on stationary name-plate
 The second pattern has the number 7 or 8 on a swinging plate or wicket
 The third pattern has the number 7-18, 8-18, 8-20, also on movable wicket.

In ordering plain grates, therefore, state the number in full, whether 7, 8, 7-18, 8-18, 8-20 or 9-20, and if the number is 7 or 8, state whether the number is on a fixed stationary plate or on a swinging wicket. Triple Grates are furnished for the third pattern only.

CRAWFORD ROYAL RANGES. Walker & Pratt Mfg. Co.

There is no range named Crawford Royal. Give full name as follows: Home Crawford Royal, Empire Crawford Royal, Charm Crawford Royal or Village Crawford Royal. Ranges are listed under their first names.

CRESCENT RANGES. O. G. Thomas. Give full name of range as follows:

- | | | | |
|-------------------|---------------------|------------------|-----------------|
| Champion Crescent | Favorite Crescent | Pearl Crescent | Star Crescent |
| Classic Crescent | Gem Crescent | Perfect Crescent | Times Crescent |
| Crown Crescent | Grand Crescent | Prize Crescent | Victor Crescent |
| Crown Crescent E | Model Crescent | Rival Crescent | etc. |
| Eastern Crescent | Model Home Crescent | Royal Crescent | |
| Empire Crescent | Our Crescent | Ruby Crescent | |
- Ranges are listed under their first names. If range has enamel finish be sure to so state.

CRESCENT RANGES. H. N. Clark Co. Give first name of range as follows:

- | | | | |
|-------------------|-----------------|----------------|-----------------------|
| Beauty Crescent | Gem Crescent | Our Crescent | Standard Crescent |
| Champion Crescent | Grand Crescent | Pearl Crescent | Star Crescent |
| Charm Crescent | Home Crescent | Prize Crescent | Sun Crescent |
| Crown Crescent | Ideal Crescent | Rival Crescent | Superb Crescent |
| Eastern Crescent | Model Crescent | Royal Crescent | Superior Crescent |
| Empire Crescent | Modern Crescent | Ruby Crescent | Victor Crescent, etc. |
- Ranges are listed under their first names.

- 6 Crescent (Range) O. G. Thomas. 7-18, 8-18, Pl.
- 6 Crescent (Range) Eagle Stove Foundry Co. 7-18, 8-18, 8-20, Pl. & Tri.

CRESCENT PARLORS. O. G. Thomas. Give full name of stove as follows:

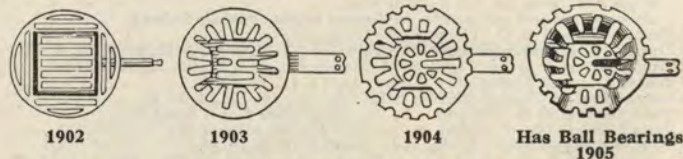
- | | | | |
|----------------|----------------|----------------|---------------------|
| Crown Crescent | Home Crescent | Our Crescent | Ruby Crescent |
| Gem Crescent | Model Crescent | Prize Crescent | Star Crescent, etc. |
- Stoves are listed under their first names.

CRESCENT PARLORS. H. N. Clark Co. Give full name of stoves as follows:

- | | | | |
|----------------|-----------------|----------------|---------------|
| Crown Crescent | Ideal Crescent | Our Crescent | Star Crescent |
| Gem Crescent | Model Crescent | Prize Crescent | etc. |
| Home Crescent | Modern Crescent | Rival Crescent | |
- Stoves are listed under their first names.

- 9C, 10C, 11C, 12C, 14C, 16C, 80, 90, 100, 110, 120, Pl.
- Crescent (Parlor) New England Stove Co. & H. N. Clark Co. 11, 13, 15*, 17*, D. C.
- Crescent (Parlor) White, Warner Co. 11, 13, 15*, 17*, D. C.
- Crescent (Square Parlor) O. G. Thomas. 10, 12, D. C.
- Crescent Oak (Oak) O. G. Thomas. 12, 14, 16, 18, D. C. Give date. See cut of grates below.

GRATES FOR CRESCENT OAK



No. 12 — Not fitted with Ball Bearing Grate

- See Crown Crescent, Home Crescent, Model Crescent & Prize Crescent Oaks.
- Crescent Oak (Oak) H. N. Clark Co. 12, 14, D. C. Has grate round or flat shank!
 - Crescent Oak (Oak) H. N. Clark Co. 110, 130, 150, 170, D. C.
 - Crescent (Cannon) H. N. Clark Co. 13, 15, 17, 20, D. C.
 - Crescent (Laundry) Floyd-Wells & Co. 7, 8, 18, Pl.
 - Crescent (Laundry) H. N. Clark Co. 8, Pl. 58, D. C.
 - Crescent (Water Laundry) H. N. Clark Co. 35, 70, 80, D. C.
 - Crescent (Air Tight) H. N. Clark Co. 1, 2, 3.
 - Crescent (Wood Parlor) O. G. Thomas. 22, 24, 26, 122, 124, 126.

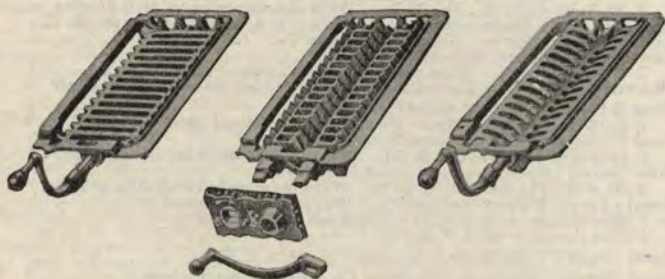
CRAWFORD PARLORS. Walker & Pratt Mfg. Co. Give full name as follows:

- Charm Crawford, Cozey Crawford, Crystal Crawford, Treasure Crawford, Tropic Crawford, etc. Stoves are listed under their first names.
- Crawford (Oval Parlor) Walker & Pratt Mfg. Co. 2, 3, 4, 5, 30, 40, 50, D. C.
- Crawford Oak (Oak) Walker & Pratt Mfg. Co. 13, 15, 18, D. C. 113, 115, 118, Tri. & D. C.
- See Line Oak Crawford and Oakdale Crawford.
- Crawford (Wood Parlor) Walker-Pratt Mfg. Co. 19, 22, 25.

CRAWFORD RANGES. Walker & Pratt Mfg. Co.

- Give full name of range as follows:
- | | | |
|----------------------|-----------------------|------------------------|
| American Crawford | Duplex Crawford | Prize Crawford |
| Art Crawford | Empire Crawford | Prince Crawford |
| Castle Crawford | Empire Crawford Royal | Queen Crawford |
| Century Crawford | Fairy Crawford | Simplex Crawford |
| Charm Crawford | Fortress Crawford | State Crawford |
| Charm Crawford Royal | Gem Crawford | Triple Crawford |
| Columbian Crawford | Home Crawford | Victory Crawford |
| Coronet Crawford | Home Crawford Royal | Villa Crawford |
| Cottage Crawford | New Crawford | Village Crawford |
| Crown Crawford | Palace Crawford | Village Crawford Royal |
- Ranges are listed under their first names. If range has enamel finish be sure to so state.

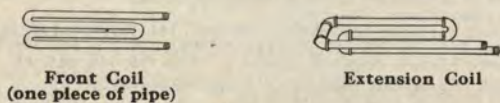
GRATES FOR CRAWFORD RANGES



Plain Grate Dockash Grate (Both Bars are alike) Copp or Triple Grate

Grate Beds are the same for all styles of grates. Cog wheels are not sent with Crawford Dockash-Bars unless specially ordered.

COILS FOR CRAWFORD RANGES



Front Coil (one piece of pipe)

Extension Coil

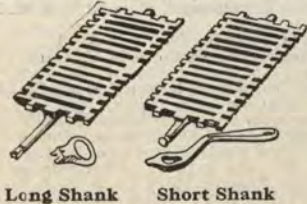
Large Stocks, Prompt Shipments

Best Service

STOVE AND RANGE REPAIRS

- 6 Crescent B (Range) O. G. Thomas & H. N. Clark Co. 7-18, 8-18, 8-20, 9-20, Tri. Dx. & D. C. *When ordering brick tell style of grate.*
- 6 Crescent B (Range) H. N. Clark Co. 8-187, 8-207, Pl. & Da.
- 6 Crescent C (Range) O. G. Thomas. 7-16, 8-16, Pl. & Da. 7-18, 8-18, 8-20, 9-20, Pl., Da. & Tri.
- 5 Crescent C (Range) H. N. Clark Co. *Right end lining is iron. Iron end not sent on an order for linings unless specially ordered.* 72-16, 82-16, 72-18, 82-18, 82-20, 92-20, Pl. & Dx.
- 6 Crescent E (Range) No. Dighton Co-operative Stove Co. 7-18, 8-18, 8-20, Pl., Da. & Tri.
- 6 Crescent F (Range) No. Dighton Co-operative Stove Co. 7-18, 8-18, 8-20 Pl., Da. & Tri.
- 6 Crescent F (Range) O. G. Thomas. 7-18, 8-18, Pl. & Da. 8-20, Pl., Da. & Tri.
- 6 Crescent K (Range) H. N. Clark Co. 8, Pl., Da. & Tri.
- 6 Crescent Cabinet (Range) O. G. Thomas. 7-18, 8-18, 8-20, 9-20, Pl., Da. & Tri.
- 6 Crescent Grand (Range) O. G. Thomas. *Give date.* 1890 — 7-18, 8-18, 8-20, 9-20, Pl., Tri., Dx. & D. C. *When ordering brick tell style of grate.* 1898 — 7-18, 8-18, 8-20, 9-20, Pl. & Tri.
- 6 Crescent Jewel (Range) O. G. Thomas. 7-16, 8-16, Pl. & Da. 7-18, 8-18, 8-20, 9-20, Pl., Da. & Tri.
- 4 Crescent Novelty (Range) A. Cox Stove Co. *End linings are iron. Iron ends not sent on an order for linings unless specially ordered.* 76-16, 86-16, 86-18, 86-20, 96-20, Pl. & Dx.
- 6 Crest (Parlor) S. M. Howes Co. & H. N. Clark Co. & N. Y. Stove Works. 8, 9, 10, 11, 12, Pl.
- 6 Cricket (Globe) Waverly Heating & Supply Co. & Mohegan Stove Co. 30, 40, 50, 60, Pl. 70, 80, 90, D. C.
- 6 Cricket (Globe) S. M. Howes Co. & New York Stove Works. 15, 25, 30, 35, 40, 45, 50, 55, 60, 65, Pl. 70, 75, 80, 85, 90, 95, D. C.
- 6 Crossman (Range) M. A. Dary. 7-18, 8-18, 8-20, Pl.
- 6 Crown (Range) Taunton Iron Wks. 7-18, 8-18, 7-20, 8-20, 9-20, 9-22, Pl. & Swanton.
- 4 Crown (Range) Lord & Stone, 8, 9, Pl. *Front lining is iron.*
- 6 Crown (Range) Somersworth Machine Co. 7, 8, Pl.
- 6 Crown B (Range) Somersworth Machine Co. 7-18, 8-18, 8-20, 9-20, Pl. & Tri.
- 6 Crown (Square Parlor) Somersworth Machine Co. 7, 8 Pl. *See New Crown and Improved Crown Ranges.*
- 6 Crown (Parlor) Magee Furnace Co. 110, 112, D. C.
- 6 Crown (Parlor) Barstow Stove Co. 10, 12, 14, D. C.
- 6 Crown (Parlor) Walker & Pratt Mfg. Co. 9, 10, 12, Pl.
- 6 Crown (Parlor) Mohegan Stove Co. 10, 11, 12, 14, D. C.
- 6 Crown Oak (Oak) Bellaire Stove Co. 11, 13, 15, 17, 19, D. C.
- 6 Crown Oak (Oak) A. L. Canfield. 11A, 13A, 15A, 17A, 19A, D. C.
- 4 Crown Acorn (Range) Rathbone, Sard & Co. *End linings are iron. Iron ends not sent on an order for linings unless specially ordered.* 6286, 6383, 6396, Dx.
- 6 Crown Atlantic (Range) Portland Stove Foundry Co. 7-18, 8-18, 8-20, Pl. & Tri. *When ordering brick tell style of grate.*
- 6 Crown Bay State (Range) Barstow Stove Co. 6, 60, 70-16, 700-16, 407, 507, 508, 708, Pl. 70, 80-18, 80, 90-20, Pl. & Dx. 700, 800-18, 800, 900-20, Pl., Tri., Da. & Dx. 170, 178, 180, 189, 270, 278, 280, 370, 378, 380, Pl., Tri., Da. & Dx.
- 6 Crown Bay State Jr. (Range) Barstow Stove Co. 407, 507, 508, 708, Pl.
- 6 Crown Crawford (Range) Walker & Pratt Mfg. Co. 7-18, 8-18, 8-20, Pl. & Da. *Has range a wood door? Grate bed same for plain and dockash grates.*
- 6 Crown Crescent (Range) O. G. Thomas & H. N. Clark Co. *Give date.* 7-18, 8-18, 8-20, 9-20, Pl., Da. & Tri. *Are nickel rails bolted or removable?*
- 6 Crown Crescent E (Range) O. G. Thomas. 7-18, 8-18, 8-20, 9-20, Pl., Da. & Tri. *Da. & Tri. Grate — Is only one or are both bars shaker bars?*
- 6 Crown Crescent (Wood Parlor) O. G. Thomas. 22, 24, 26.
- 6 Crown Crescent (Parlor) H. N. Clark Co. & Somersworth Fdy. Co. 9, 10, 12, D. C.
- 6 Crown Crescent Oak (Oak) O. G. Thomas. 12, 14, 16*, 18*, D. C.
- 6 Crown Ferdinand (Range) O. G. Thomas. *Give date.* 7-18, 8-18, 8-20, 9-20, Pl., Da. & Tri. *Are nickel rails bolted or removable?*
- 6 Crown Fireside (Range) O. G. Thomas. *Give date.* 7-18, 8-18, 8-20, 9-20, Pl., Da. & Tri. *Are nickel rails bolted or removable?*
- 6 Crown Fireside E (Range) O. G. Thomas. 7-18, 8-18, 8-20, 9-20, Pl., Da. & Tri. *Da. & Tri. Grate — Is only one or are both bars shaker bars?*
- 6 Crown Fireside Oak (Oak) O. G. Thomas. 12, 14, 16*, 18*, D. C.
- 6 Crown Fireside (Wood Parlor) O. G. Thomas. 22, 24, 26.
- 6 Crown Herald (Range) O. G. Thomas. *Give date.* 7-18, 8-18, 8-20, 9-20, Pl., Da. & Tri. *Are nickel rails bolted or removable?*
- 6 Crown Herald E (Range) O. G. Thomas. 7-18, 8-18, 8-20, 9-20, Pl., Da. & Tri. *Da. & Tri. Grate — Is only one or are both bars shaker bars?*
- 6 Crown Herald Oak (Oak) O. G. Thomas. 12, 14, 16*, 18*, D. C.
- 6 Crown Herald (Wood Parlor) O. G. Thomas. 22, 24, 26.
- 6 Crown Hub (Square Parlor) Smith & Anthony S. Co. 27, 29, D. C. *Give date.*
- 6 Crown Model (Range) Pilgrim Foundry Co. 7-18, 8-18, 8-20, Pl., Magic & Da. *In ordering centers or covers, state whether long center is bolted or not.*
- 4 Crown Novelty (Range) A. Cox Stove Co. *End linings are iron. Iron ends not sent on an order for linings unless specially ordered.* 76-14, 86-14, 76-16, 86-16, 86-18, 96-18, Pl. & Dx.
- 6 Crown Plymouth (Range) Plymouth Stove Foundry Co. 7-18, 8-18, 8-20, Pl., Magic & Tri. *When ordering brick tell style of grate. Has plain grate long or short shank? See cuts. Is long center in one or two pieces?*
- 6 Crown Prize (Range) Plymouth Foundry Co. 7-16, 8-16, Pl. & Da. 7-18, 8-18, 8-20, Pl., Magic, Da. & Tri. *When ordering brick tell style of grate.*
- 6 Crown Quaker (Range) Taunton Iron Works. 7-18, 8-18, 8-20, 8-20, 9-20, 9-22. Pl. & Swanton.
- 6 Crown Royal (Range) Plymouth Stove Foundry Co. 7-18, 8-18, 8-20, Pl., Magic, Tri. & D. C. *When ordering brick tell style of grate. Has plain grate long or short shank? See cuts. Is long center in one or two pieces?*

PLAIN GRATES FOR CROWN ROYAL & CROWN PLYMOUTH RANGES



- 4 Crown Stewart (4 Hole Range) Fuller & Warren Co. *End linings are iron. Iron ends not sent on an order for linings unless specially ordered.* 8-18, 9-18, 8-20, 9-20, 81-18, 91-18, 81-20, 91-20, Pl., Da. Tri., & Dx. 83-18, 93-18, 83-20, 93-20, Da., Tri. & Dx. 18-20, 19-20, 82-20, 92-20, Da. & Tri.
- 6 Crown Treasure (Range) O. G. Thomas. *Give date.* 7-18, 8-18, 8-20, 9-20, Pl., Da. & Tri. *Are nickel rails bolted or removable?*
- 6 Crown Wendell (Range) No. Dighton Co-op. Stove Co. 7-18, 8-18, Pl. & Tri.
- 6 Crystal A (Range) E. A. Dary. 7-18, 8-18, 8-20, Pl., Tri., Dx. & D. C. *When ordering brick tell style of grate.*
- 6 Crystal B (Range) E. A. Dary. 7-18, 8-18, 8-20, Pl., Tri., Dx. & D. C. *When ordering brick tell style of grate.*
- 6 Crystal C (Range) E. A. Dary. 7-18, 8-18, Pl., Tri. & D. C. *When ordering brick tell style of grate.*
- 6 Crystal D (Range) E. A. Dary. 7-18, 8-18, Pl., Tri. & D. C. *When ordering brick tell style of grate.*
- 6 Crystal Bay State (Range) Barstow Stove Co. 70-18, 80-18, 80-20, 90-20, 70-18A, 80-18A, 80-20A, 90-20A, Pl., Da. & Tri. *Does damper rod come through top or front of range?*
- 6 Crystal Crawford (Parlor) Walker & Pratt Mfg. Co. 10, 11, 12, 14, 110, 112, 114, D. C.
- 6 Crystal Hub (Parlor) Smith & Anthony S. Co. 23, 25, 27, D. C.
- 5 Crystal Stewart (Range) Fuller & Warren Co. *Right end lining is iron. Iron end not sent on an order for linings unless specially ordered.* 81-18, 81-18, 2G8-18, Da., Tri. & Dx. (No Plain Grate)
- 5 Cuba (2 Hole Range) Southard, Robertson Co. 6C, 7C, 8C, Pl. *Right end lining is iron. Iron end not sent on an order for linings unless specially ordered.*
- 6 Culinet (Range) Walker & Pratt Mfg. Co. 7-20*, 8-20*, 8-21*, 8-22*, 9-22*, Pl. & Triple
- 6 Cumberland (Range) Somersworth Machine Co. 7, 8, Pl.
- 6 Cumberland C (Range) Somersworth Machine Co. 7-18, 8-20, Pl.
- 6 Cupid (Range) Plymouth Foundry Co. 7-18, 8-18, 8-20, Pl.
- 5 Cupid (5 Hole Range) Union Stove Works. 6, 7, 8, Pl. *Right end lining is iron.*
- 5 Cute (Range) H. N. Clark Co. 7, 8, Pl. 27, 28, Dx. *Right end lining is iron. Iron end not sent on an order for linings unless specially ordered.*
- 6 Cute (Range) Highland Foundry Co. 7, 8, Pl. *Give date and dimensions of oven.*
- 6 Cute (Parlor) H. N. Clark Co. & Union Stove Works. 9, 10, 11, 12, 14, 16, D. C.
- 6 Cute (Range) (2 Hole Stove) S. M. Howes Co. & Keeley Stove Co. 6, 7, 8, Pl. *Does shank of grate come through side of stove?*
- 6 Cyclone (Range) White & Walker. 7-18, 8-18, 8-20, Pl. *See New Cyclone Range.*
- 6 Cylinder Stove Chelmsford Foundry Co. 2, 3, 4, 5, 6, Pl.
- 6 Cylinder Stove Ellis Foundry Co. 4, 5, 6, Pl.
- 6 Cylinder Stove LeBaron Foundry Co. 1, 2, 3, 4, Pl. No. 2, 3, & 4. *Does grate rest into top of base or on a bar which sets into bed?*
- 6 Cylinder Stove Newburyport Iron Fdy. & A. Russell & Sons Co. 2, 3, 4, Pl.
- 6 Cylinder Stove Noyes & Nutter Mfg. Co. 3, Pl.
- 6 Cylinder Stove Plymouth Fdy. Co. 3, 4, 5, Pl.
- 6 Cylinder Stove Somersworth Mach. Co. 1, 2, 3, 4, Pl.
- 6 Czar (Range) Somersworth Machine Co. 7, 8, Pl.
- 4 Dainty Lafayette (Range) Fuller & Warren Co. *End linings are iron. Iron ends not sent on an order for linings unless specially ordered.* 7-18, 8-18, 8-20, 81-18, 81-20, Pl., Da., Tri. & Dx.
- 5 Dairy Household (Range) White, Warner & Co. *Left end lining is iron. Iron end not sent on an order for linings unless specially ordered.* 871, 872, 976, 977, 978, 979, Pl., White, Da., Tri. & Dx.
- 6 Daisy (Globe) Floyd-Wells Co. 10, 11, 12, 13, Pl.
- 6 Daisy (Parlor) S. M. Howes Co. & Keeley Stove Co. 10, 11, 12, 14, D. C.
- 6 Daisy (Parlor) S. M. Howes Cp. & N. Y. Stove Works. 8, 9, 10, 11, 12, 14, Pl.
- 6 Daisy A (Parlor) S. M. Howes Co. & N. Y. Stove Works. 8, 9, 10, 11, 12, 14, Pl. & D. C.
- 6 Daisy A (Parlor) F. E. Grinnell & Mohegan Stove Co. 10, 11, 12, 14, Pl. & D. C.
- 6 Daisy (Oak) A. L. Canfield. 11, 13, 15, 17, D. C.
- 6 Daisy Oak Junior (Oak) Union Stove Works. 11, 13, 15, 17, 19, 111, 113, 115, 117, 119, 110, 130, 150, 170, D. C.
- 6 Daisy Domestic (Range) White, Warner & Co. 740, 845, 850, 955, Pl., White, Tri. & Dx. *When ordering brick tell style of grate.*
- 6 Daisy Glenwood (Parlor) Weir Stove Co. 10, 12, 14, D. C. *Legs — Plain or base?*
- 6 Daisy Sunshine (Parlor) Reading Stove Works. 110, 112, 114, 116, 118, 214, 216, 218, 314, 316, 318, 414, 416, 418, D. C.
- 6 Daisy Winthrop (Range) Dighton Furnace Co. 7-18, 8-18, 8-20, Pl. & Dx. *When ordering brick tell style of grate.*
- 6 Dalton (Range) New England Stove Co. 7-18, 8-18, 8-20, Pl. & Tri. *See New Dalton Range.*
- 6 Dandy (Globe) Abram Cox Stove Co. 10, 11, 12, 13, 14, D. C.
- 6 Dandy (Laundry) Danville S. & M. Co. 9, D. C.
- 6 Dandy (Range) White, Warner Co. 7-18, 8-18, 8-20, Pl.
- 4 Dandy Novelty (Range) A. Cox Stove Co. *End linings are iron. Iron ends not sent on an order for linings unless specially ordered.* 76-14, 86-14, 76-16, 86-16, 86-18, 85-16, 96-18, Pl. & Dx.
- 6 Darling (Range) Warren Foundry Co. 7-18, 8-20, Pl.
- 6 Darling (Parlor) White, Warner & Co. 2, 3, 4, Pl. & D. C.
- 6 Dartmouth (Parlor) Ford Foundry Co. 12, 17, D. C. 16, 18, D. C.
- 6 Dartmouth (Wood Parlor) Ford Foundry Co. A23.



Cylinder Stove (Cast Iron)

MAIN BUILDING

We are equipped to give SERVICE. GIVE US A TRIAL.

FACTORY

SERVICE

WAREHOUSE

ORDER ALL REPAIRS FROM US

STOVE AND RANGE REPAIRS

DARTMOUTH RANGES.

Ford Foundry Co., & W. P. Ford & Co.

- See Cabinet Dartmouth, Modern Dartmouth, New Dartmouth, & New Dartmouth B Ranges.
- Dartmouth (Range) Wm. P. Ford & Co.
8, Pl. *Is front lining iron or brick? Are back and end linings iron or brick?*
- Dartmouth B (Range) No Dartmouth B Range. See New Dartmouth B Range.
- Dartmouth C (Range) Wm. P. Ford & Co. 8-20, Pl. & Da.
- Dartmouth E (Range) Ford Foundry Co. 8-18, Tri.
- Dartmouth F (Range) Ford Foundry Co. 8-20, 9-20, Da.
- Dartmouth G (Range) Ford Foundry Co. 8-20, Pl., Da. & Tri.
- Dartmouth K (Range) Ford Foundry Co. 8-18, Pl., Da. & Tri.
- Dartmouth O (Range) Ford Foundry Co. 8-20, Pl., Da. & Tri.
- Dash (Parlor) Union Stove Works. 8, 9, 10, 11, Pl.
- Dash (Globe) Union Stove Works. 2, 3, 4, 5, 6, 40, 50, 60, Pl.
- Dash (Globe) F. E. Grinnell. 3, 4, 5, 6, 7, Pl.
- Daylight Duchess (Range) See Howes Daylight Duchess Range.
- Daylight Monarch (Range) See Howes Daylight Monarch Range.
- Daylight Queen (Range) See Howes Daylight Queen Range.
- Dayton (Range) Weir Stove Co. 6, 7, 7 1/2, 8, Pl. *Has range 5 or 6 holes?*
- Dean Apollo (Range) Buckwalter Co. *Right end lining is iron. Iron end not sent on an order for linings unless specially ordered.* 87, 8, 98, 9, Dx.
718, 818, 820, 920, 7118, 8118, 8120, 9120, Dx. *Is range blacked or enameled?*
- De Kalb (Cannon) Fuller & Warren Co. 10, 12, 14, 16, 18, 20, 22, Pl.
- Delight (Parlor) Portland Stove Foundry Co. 10, 11, 12, 14, Pl.
- Delight (Range) Portland Stove Foundry Co. (4) 7-18, (4) 8-18, (6) 8-20, Pl.
- Delisle (Range) Pilgrim Foundry Co. 7-18, 8-18, 8-20, Pl., Magic & Da.
- Delisle (Range) Somerset Co-op. Foundry Co. 7-18, 8-18, 8-20, Pl. & Tri. *Has elbow waterfront only. End linings to fit waterfront are iron.*
- Delisle A (Range) Somerset Co-op. Foundry Co. 7-18, 8-18, 8-20, Pl. & Tri. *Has elbow waterfront only. End linings to fit waterfront are iron.*
- Delisle Grand (Range) Somersworth Fdy. Co. 7-18, 8-18, 8-20, Pl., Magic & Da.
- Delisle Grand (Range) Pilgrim Fdy. Co. 7-18, 8-18, 8-20, Pl., Magic & Da.
- Demarest Quick Working (Range) Innis & Demarest Stove & Heater Co. 8-18, 8-20, 9-20, Da.
- Demoulded Art (Range) Taunton Iron Works. 7-18, 8-18, 8-20, Pl., Tri. & Da.
- Denver (Range) J. & E. Davis. 7, 8, Pl. *Is front lining iron or brick?*
- Denver B (Range) J. & E. Davis. 7-18, 8-18, 8-20, Pl. & Tri. See New Denver Range.
- Dexter (Range) Plymouth Foundry Co. 7-18, 8-18, 8-20, Pl.

DIAMOND RANGES.

Fuller & Warren Co. Give full name as follows:

- | | | |
|---------------------|------------------|-----------------|
| Eastern Diamond | Signal Diamond | Stewart Diamond |
| F. & W. Co. Diamond | Splendid Diamond | etc. |
- Ranges are listed under their first names.
- 6 Diamond (Range) M. E. Dary. 7-18, 8-18, 8-20, Pl. & Dx. *When ordering brick tell style of grate.*
- 6 Diamond (Range) Miles Pratt & Co. 6, 7, 8, 9, Pl.
- 6 Diamond B (Range) M. A. Dary & Dighton Furnace Co. 7-18, 8-18, 8-20, Pl. & Dx. *When ordering brick tell style of grate.*
- Diamond (Parlor) Plymouth Foundry Co. & M. A. Dary. 9, 10, 11, 12, 14, D. C.
- Diamond (Parlor) Smith & Anthony S. Co. 9, 10, 11, 12, Pl. See Matchless Diamond Parlor and Splendid Diamond Base Burner.
- 4 Diamond Stewart (Range) Fuller & Warren Co. *End linings are iron. Iron end not sent on an order for linings unless specially ordered.* 70-18, 71-18, 80-18, 80-20, 90-20, Da., Tri. & D. C.
- 6 Dick (Range) White, Warner & Co. 630, 735, 740, 845, Pl.
- 6 Dictator (Parlor) Union Furnace Co. 1, 2, Pl.
- 6 Dighton (Range) Dighton Furnace Co. 7-18, 8-18, 8-20, Pl. & Tri.

DOCKASH RANGES.

Scranton Stove Works.

- Give full name and letter appearing on range.*
- 6 Dock Square (Range) Dighton Furnace Co. 7-18, 8-18, 8-20, Pl. & Dx. *When ordering brick tell style of grate.*
- 5 Dolly (2 Hole Range) S. M. Howes Co. & N. Y. Stove Wks. 6, 7, 8, Pl. *Right end lining is iron. Iron end not sent on an order for linings unless specially ordered.*
- 5 Dome (Range) Floyd, Wells & Co. *Right end lining is iron. Iron end not sent on an order for linings unless specially ordered.* 7, 8, Pl. & Dx. *When ordering brick tell style of grate.*
- Domestic (Parlor) White, Warner Co. 6, 7, 8, 12, 14, 16, 18, D. C.
- 6 Domestic (Range) Plymouth Stove Foundry Co. 2, 3, 4, D. C.
- 6 Domestic (Range) Boston Furnace Co. 7-18, 8-18, 8-20, 9-20, Pl. White, Tri. & Dx. *When ordering brick tell style of grate.*
- See Cozey Domestic, Daisy Domestic & Ideal Domestic Ranges.
- 6 Domestic Glendale (Range) Somerset Stove Foundry Co. 7-18, 8-18, 8-20, Pl., Da. & Tri.
- 6 Domestic Grand (Range) Boston Furnace Co. 760, 865, 870, 975, Pl., White, Tri. & D. C. *When ordering brick tell style of grate.*
- 6 Domestic Peninsular (Range) Peninsular Stove Co. *Give full number and letter.* D. C. & Dx.
- Domestic Sunshine (Range) Reading Stove Works. (5) 7, 88, 8, 207, 288, 208, 307, 388, 308, Pl. & Dx. *Right end lining is iron.* (6) 180, 190, 280, 290, 380, 390, Pl. & Dx. *Lining is all brick.*
- 5 Dominant (Range) Floyd, Wells & Co. 7, 18, Dx. *Right end lining is iron. Iron end not sent on an order for linings unless specially ordered.*
- 5 Dominion (Range) Floyd, Wells & Co. *Right end lining is iron. Iron end not sent on an order for linings unless specially ordered.* 17, 7, 18, 8, Pl. & Dx. *When ordering brick tell style of grate.*
- 6 Dom Pedro (Range) Smith & Anthony Co. 7-18, 8-18, 8-20, 9-20, Pl., Rx. & Dx.
- Dora (Parlor) Keeley Stove Co. 10, 11, 12, 14, D. C.
- Dora (Laundry) Rathbone, Sard & Co. 8, 15, 29, 49, Pl.
- Dorothy Eclipse (Oak) Eclipse Stove Co. 9, 11, 13, 109, 111, 113, D. C. 15, 17, 19, 115, 117, 119, D. C. & Tri. 215, 217, D. C.
- Dot (Globe) Southard, Robertson & Co. 2, 3, 4, 5, 6, 7, 8, Pl. *Does grate shake and dump or only dump?*
- Double Oven Ranges. See Magee Advance, Glenwood, Magee Kitchener, Richmond and Palace Double Oven Ranges.
- Dove (Globe) W. J. Loth Stove Co. 40, 50, 60, 70, Pl.,
- Dover (Parlor) O. G. Thomas. 11, 12, Pl.
- 6 Dover (Range) O. G. Thomas. 7, Pl. *Has range 5 or 6 holes?*
- 5 Dover B (5 Hole Range) Union Stove Works. 6, 7, 8, Pl.

- 6 Driscoll Choice (Range) Leonard Co-op. Foundry Co. 7-18, 8-18, 8-20, Pl.
- 6 Driscoll Star (Range) New England Stove Co. 7-18, 8-18, 8-20, Pl., Tri. & D. C. *When ordering brick tell style of grate.*
- 4 Dual Acorn (Coal and Gas Range) Rathbone, Sard & Co. 280, 281, Dx. *End linings are iron. Iron end not sent on an order for linings unless specially ordered.*
- 4 Dual Harvard (Coal and Gas Range) Somersworth Foundry Co. 118, 218, 119, 120, Pl. & Tri. *Front lining is iron. Not sent on an order for linings unless specially ordered.*
- 4 Dual Standard (Coal and Gas Range) Somersworth Foundry Co. 118, 218, 119, 120, Pl. & Tri. *Front lining is iron. Not sent on an order for linings unless specially ordered.*
- 5 Duchess (Range) Rathbone, Sard & Co. *Right end lining is iron.* 5060, 5170, 5280, 5061, 5171, 5281, Pl. & Dx.
- 4 Duchess (Range) Stamford Foundry Co. 2, 2 1/2, 3, 4, Pl. 77, 78, 88, 89, Dx.
- 6 Duchess Wellington (Range) Walker & Pratt Mfg. Co. 7-18, 8-18, 8-20, 9-20, Pl., Da. & Tri.
- 6 Duchess Wellington Premier (Range) Walker & Pratt Mfg. Co. 7-18, 8-18, 8-20, 9-20, Pl., Da. & Tri.
- 6 Dunklee (Range) G. C. Dunklee & Co. 7, 80, 88, 8, Pl., Tri. & Dx.
- Duke (Globe) Reading Stove Works. 3, 4, 5, 6, 7, 8, Pl.

Duparquet, Huot & Moneuse Co. (French Ranges)
Duparquet, Huot & Moneuse Co. 1, 2, 3, 5, Revolving grate. See cut. Give number. Give length of range in inches and number of fire boxes. Give style of waterback. See cut. When top panels are wanted, if possible, give the pattern number, which is moulded on the under side of the casting, and if the number cannot be found, then give the dimensions in inches. While this information is not always necessary, it will prevent mistakes.



WATERBACKS FOR DUPARQUET, HUOT & MONEUSE CO. FRENCH RANGE



- 6 Duplex Crawford (Coal and Gas Range) Walker & Pratt Mfg. Co. 8, Pl. & Da.
- 6 Duplex Radiona (Parlor Furnace) Rock Island Stove Co. 2-4, Dx.
- 6 Duprez (Range) O. G. Thomas. 7-18, 8-18, 8-20, Pl.
- 4 Eagle (Range) Taunton Iron Works. 7, 8, Pl. *Front lining is iron.*
- 4 Eagle (Range) Lord & Stone. 8, 9, Pl. *Front lining is iron.*
- 4 Eagle (Range) Plymouth Foundry. 8-16, 8-18, Pl. & Da. 7-15, 8-17, Pl. *Is fire box on right or left hand side of oven?*
- Eagle (Parlor) L. M. Leonard. 1, 2, 3, Pl.
- Eagle (Globe) Somerville Stove Wks. 20, 30, 40, 50, 60, 70, Pl.
- Eagle (Globe) Plymouth Foundry Co. 7, 8, 9, 10, 12, Pl.
- 6 Earth (Range) Leonard Co-op. Foundry Co. 7-18, 8-18, 8-20, Pl.
- 5 East Manor (Range) Buckwalter Stove Co. *Right end lining is iron. Iron end not sent on an order for linings unless specially ordered.* 72-16, 82-16, 72-18, 82-18, 82-20, 92-20, Pl. & Dx.
- Eastern Acorn (Parlor) Rathbone, Sard & Co. 10, 12*, 14*, 16*, 18*, 102*, 122, 142, 165, 185, 106, 126, 146, 107, 127, 147, 108, 128, 148, Draw Center.
- 5 Eastern Cable (Range) E. B. Colby & Co. *Right end lining is iron. Iron end not sent on an order for linings unless specially ordered.* 627, 678, 628, 689, 698, Pl. & Dx.
- 6 Eastern Crescent (Range) O. G. Thomas & H. N. Clark Co. 7-18, 8-18, 8-20, Pl., Da., Tri. & D. C. *When ordering brick tell style of grate.*
- 6 Eastern Dawn (Range) O. G. Thomas. 7-18, 8-18, 8-20, Pl., Da., Tri. & D. C. *When ordering brick tell style of grate.*
- 5 Eastern Diamond (Range) Fuller & Warren Co. *Right end lining is iron. Iron end not sent on an order for linings unless specially ordered.* 7-19, 8-19, 8-20, 9-20, Pl. & Da. 73-19, 83-19, 83-20, 93-20, D. C.
- 6 Eastern Fireside (Range) O. G. Thomas. 7-18, 8-18, 8-20, Pl., Da., Tri. & D. C. *When ordering brick tell style of grate.*
- 6 Eastern Good News (Range) Highland Foundry Co. 7-18, 8-18, 8-20, 9-20, Pl. & Tri. *When ordering brick tell style of grate.*
- 6 Eastern Herald (Range) O. G. Thomas. 7-18, 8-18, 8-20, Pl., Tri., Da. & D. C. *When ordering brick tell style of grate.*
- 6 Eastern Highland (Range) Highland Foundry Co. 7-18, 8-18, 8-20, 9-20, Pl. & Tri. *When ordering brick tell style of grate.*
- 6 Eastern Jewel (Range) O. G. Thomas. 7-18, 8-18, 8-20, Pl., Da., Tri. & D. C. *When ordering brick tell style of grate.*
- 6 Eastern Rival (Range) O. G. Thomas. 7-18, 8-18, 8-20, Pl., Da., Tri. & D. C. *When ordering brick tell style of grate.*
- 6 Eastern Star (Range) O. G. Thomas. 7-18, 8-18, 8-20, Pl., Da., Tri. & D. C. *When ordering brick tell style of grate.*
- 5 Eastern Stewart (Range) Fuller & Warren Co. *Right end lining is iron. Iron end not sent on an order for linings unless specially ordered.* 77-19, 87-19, 87-20, 97-20, Da., Tri. & D. C.
- 6 Echo (Range) S. M. Howes Co. 7-18, 8-18, 8-20, Pl., Tri. & Da.
- 6 Echo (Parlor) S. M. Howes Co. & N. Y. Stove Works. 10, 11, 12, 14*, D. C.
- Eclipse Oak. See Mars Eclipse, Novel Eclipse and Una Eclipse Oaks.
- Eclipse Wood Parlor. See Prize Eclipse, and Star Eclipse Parlors.
- 4 Economy (Range) Taunton Iron Works. 7, 8, Pl. *Front lining is iron.*
- 6 Edgewood (Range) Barstow Stove Co. 587, 687, Pl. & Tri.
- 6 Edgewood (Range) Union Furnace Co. & D. W. Cushing. 7, 8, Pl.
- 6 Edgewood (Range) Weir Stove Co. 7, 80, 8, Pl. & Tri. *When ordering brick tell style of grate.*
- Edna (Parlor) E. Munsell & Co. 8, 9, 10, 11, 12, 14, Pl.
- Eiffel (Parlor) Southard, Robertson & Co. 9, 10, 12, Pl.
- 6 "888" (Range) Weir Stove Co. 6, 7, 7 1/2, 8, Pl. *Has range 5 or 6 holes?*
- Eldorado Heater. Smith & Anthony S. Co. and B. & M. Fdy. Co. Give date. 14, 16, 18, Pl. & Dual.
- Eldorado (Parlor) B. & M. Foundry Co. 1, 2, 3, Pl.
- 6 Electric (Range) New England Stove Co. & M. A. Dary. 7-18, 8-18, 8-20, Pl. See New Electric Range.
- 5 ElectricCoal (Electric and Coal Range) Magee Furnace Co., Inc. 88, Pl., Da. & Tri. *Right end lining is iron. Iron end not sent on an order for linings unless specially ordered.*
- 6 Electric Alliance (Electric and Coal Range) Magee Furnace Co. 182, Pl., Da. & Tri.
- 6 Electric Queen (Range) New England Stove Co. & M. A. Dary. 7-18, 8-18, 8-20, Pl., Tri., Dx. & D. C. *When ordering brick tell style of grate.*
- 6 Electric Star (Range) New England Stove Co. & M. A. Dary. 7-18, 8-18, 8-20, Pl., Tri. & D. C. *When ordering brick tell style of grate.*

STOVE AND RANGE REPAIRS

FAIRMOUNT RANGES.


Leonard & Baker Stove Company.

See Cabinet Fairmount Grand, Fairmount Grand, Modern Fairmount Grand, Ideal Fairmount, Needa Fairmount, Owna Fairmount & Unity Fairmount Ranges

COILS FOR FAIRMOUNT RANGES



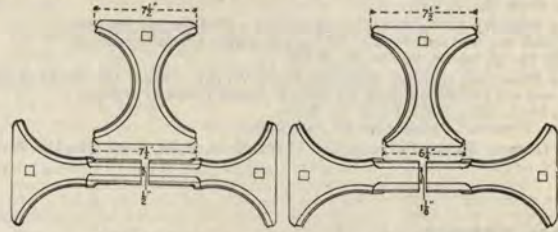
4 Pipe Front Coil (No. 4 Coil)



5 Pipe Extension Coil (No. 5 Coil)

- 6 Fairmount (Range) Leonard & Baker Stove Co. 7-18, 8-18, 8-20, 9-20, Pl., Da., Tri. & Dx.
- 6 Fairmount E (Range) Leonard & Baker Stove Co. 7-18, 8-18, 8-20, Pl., Da., Tri. & Dx. When ordering centers for 8-18 & 8-20 tell pattern wanted. See cuts.

LONG AND SHORT CENTERS FOR 8-18 & 8-10 FAIRMOUNT E RANGES



Old Pattern New Pattern

When Long Center was widened, Short Center was shortened so that the end of New Pattern Short Center that fits into Long Center is narrower than at the other end.

- 6 Fairmount Grand (Range) Leonard & Baker Stove Co. 7-18, 8-18, 108-20, 109-20, Pl., Da., Tri. & Dx.
- 6 Fairmount Royal (Range) Leonard & Baker Stove Co. 108-20X, Pl., Da., Tri. & Dx.
- 6 Fairy (Range) Dighton Furnace Co. 6, 7, 8, Pl.
- 6 Fairy (Globe) S. M. Howes Co. & H. N. Clark Co. & New York Stove Works. 2, 3, 4, 5, 6, 7, Pl.
- 6 Fairy (Oak) Buckwalter Stove Co. 10, 11, 12, 14, 16, 20, 22, 24, 28, 32, 114, 116, Pl.
- 210, 211, 212, 214, 216, 220, 222, 224, 228, 232, 314, 316, D. C.
- 4 Fairy Bride (Range) Grander Stove Co. End linings are iron. Iron ends not sent on an order for linings unless specially ordered.
- 7-14, 7-16, 80-16, 27-18, 28-18, Pl. 37-16, 38-16, 37-18, 38-18, Pl.
- 71-14, 17-16, 81-16, 72-18, 82-18, Tri. 73-16, 83-16, 73-18, 83-18, Tri.
- 74-16, 84-16, 74-18, 84-18, Dx. 75-16, 85-16, 75-18, 85-18, Dx.
- 6 Fairy Crawford (Range) Walker & Pratt Mfg. Co. 7-18, 8-18, 8-20, 9-20, Pl. & Da.
- 6 Falmouth (Parlor) Biddeford Foundry Co. 2, 3, Pl.
- 4 Falmouth (Range) Biddeford Foundry Co. 7, 8, Pl. Front lining is iron.
- 6 Falmouth E (Range) Auburn Stove Foundry Co. 7-20, 8-20, Pl. & Walter. Does front clamp go through center or over top of front brick?
- 6 Falmouth F (Range) Auburn Stove Foundry Co. 7-20, 8-20, Pl. & Walter. Does front clamp go through center or over top of front brick?
- 6 Falmouth Improved Range. Biddeford Foundry Co. 7, 8, Pl. See Royal Falmouth, Royal Falmouth B, and Royal Falmouth C Ranges.
- 6 Fame (Parlor) S. M. Howes Co. 9, 10, 11, 12, 14, 16, D. C.
- 6 Family Oak (Oak) Floyd, Wells & Co. 12, 14, 16, 18, 22, 24, 26, 28, D. C.
- 6 Family Glenwood (Range) Weir Stove Co. 7, 80, 8, 90, 107, 180, 108, 190, 207, 280, 208, 290, 307, 380, 308, 390, Magic, Da. & Tri. No plain grate.
- 6 Family Irving (Range) Floyd, Wells & Co. 7-18, 8-18, 8-20, 9-20, Dx.
- 6 Family Sunshine (Range) Reading Stove Wks. 8, 80, 90; 180, 190, 280, 290, Pl. & Dx.
- 5 Family Waverly (Range) Floyd, Wells & Co. Right end lining is iron. Iron end not sent on an order for linings unless specially ordered. 207, 278, 208, 289, Dx.
- 6 Family Wendell (Range) No. Dighton Co-operative Stove Co. 7-18, 8-18, 8-20, 9-20, Pl. & Tri.
- 5 Family Wincroft (Range) Wincroft Stove Works. Right end lining is iron. Iron end not sent on an order for linings unless specially ordered. 716, 816, 818, Dx. 820, Pl. & Dx. 16U, 18U, 20U, 920U, 6861, 6881, Dx. 6821, 6921, Pl. & Dx.
- 6 Famous (Globe) S. M. Howes Co. 8, 9, 10, 12, 13, Pl.
- 6 Famous (Globe) Keystone Stove Foundry. 6, 7, Pl.
- 5 Famous Beaver (Range) Danville Stove & Mfg. Co. Right end lining is iron. Iron end not sent on an order for linings unless specially ordered. 74-16, 84-16, 74-18, 84-18, 84-20, 94-20, Dx. 74-16A, 84-16A, 74-18A, 84-18A, 84-20A, 94-20A, Dx. 7-144, 7-166, 8-166, 7-188, 8-188, 8-200, 9-200, Dx. 7-144A, 7-166A, 8-166A, 7-188A, 8-188A, 8-200A, 9-200A, Dx.
- 6 Famous Hub (Range) Smith & Anthony Co. Give date on shank plate. — 1903 or 1904. 187, 188, 208, 209, Pl., Rx. & Da. 187X, 188X, 208X, 209X, Pl., Rx., Da. & Tri. Does Plain or Reflex Grate dump back or front. See cut.
- 5 Famous Peninsular (Steel Range) Peninsular Stove Co. Right end lining is iron. Iron end not sent on an order for linings unless specially ordered. 7-15, 8-15, 9-15, 7-17, 8-17, 9-17, 7-19, 8-19, 9-19, Dx. Give letter A or E.
- 6 Famous Sunshine (Range) Reading Stove Works. 7-18, 8-18, 8-20, 9-20, 187, 188, 208, 209, D. C. & Dx.
- 5 Famous Wincroft (Range) Wincroft Stove Wks. Right end lining is iron. Iron end not sent on an order for linings unless specially ordered. 7161, 8161, 8181, 8201, 9201, Pl. & Dx. Name "Famous" appears on fire end jamb.

Famous Hub Plain Gr



Back Dump Front Dump

- 6 Electro Peninsular (Steel Range) Peninsular Stove Co. Right end lining is iron. 7-15, 8-15, 7-17, 8-17, 7-19, 8-19, 9-19, Pl. & Dx. 76-15, 86-15, 96-15, 76-17, 86-17, 96-17, 76-19, 86-19, 96-19, 86-21, 96-21, Dx. Give letter.
- 6 Elegant (Parlor) Kingston Co-op. Foundry Co. 2, 3, Pl.
- 6 Elegant (Range) Kingston Co-op. Foundry Co. 7-18, 8-18, 8-20, Pl. See New Elegant Range.
- 5 Elegant Peninsular (Steel Range) Peninsular Stove Co. Right end lining is iron. 7-15, 8-15, 7-17, 8-17, 7-19, 8-19, 9-19, Pl. & Dx. 76-15, 86-15, 96-15, 76-17, 86-17, 96-17, 76-19, 86-19, 96-19, 86-21, 96-21, Dx.
- 6 Ell Cable (Globe) E. B. Colby & Co. 20, 21, 22, 30, 31, 32, Pl.
- 6 Elite Ideal (Range) No. Dighton Co-operative Stove Co. 7-18, 8-18, Pl., Tri. & D. C. When ordering brick tell style of grate.
- 6 Elite Oakland (Range) No. Dighton Co-operative Stove Co. 7-18, 8-18, Pl., Tri. & D. C. When ordering brick tell style of grate.
- 6 Elite Oakland (Parlor) No. Dighton Co-op. Stove Co. 10, 12, 14*, D. C.
- 6 Elliott (Range) Weir Stove Co. 6, 7, 7 1/2, 8, Pl. Has range 5 or 6 holes!
- 6 Ellipse (Wood Box Stove) Barstow Stove Co. 17, 22, 27, 32, 37.
- 6 Ellis (Range) White, Warner & Co. 630, 735, 740, 845, Pl.
- 6 Elm City (Range) Leonard Co-op. Foundry Co. 7, 8, Pl. Front lining is iron.
- 6 Elm City (Range) White, Warner & Co. 77, 88, Pl. & Magic. Look carefully and see if the word "NEW" does not appear on the name plate. See New Elm City Range.
- 4 Elm Street (Range) Leonard Co-op. Foundry Co. 7, 8, Pl. Front lining is iron.
- 4 Elmo (Parlor) Munsell, Rolo & Co. 8, 9, 10, 11, 12, 14, Pl.
- 4 Elmwood (Wood Cottage) Portland Stove Foundry Co. 0, 1, 2.
- 4 Elmwood (Wood Box Stove) S. M. Howes Co. 18, 25, 30, 36.
- 6 Elmwood (Range) Weir Stove Co. When ordering brick tell style of grate. 6, 6 1/2, 7, 8, 9, 90, Pl., Magic & Tri. 93*, Pl. & Tri. See New Elmwood Range.
- 6 Empire (Range) O. G. Thomas. 7-18, 8-18, 8-20, Pl.
- 6 Empire (Range) Magee Furnace Co. 388, 389, 8-20, Pl., Da. & Tri. Right end lining for No. 5 coil is iron. Iron end not sent on an order for linings unless specially ordered.
- 6 Empire (Parlor) O. G. Thomas. 10, 12*, 14*, D. C.
- 6 Empire (Laundry) Fuller & Warren Co. 9, Pl.
- 6 Empire Crawford (Range) Walker & Pratt Mfg. Co. 7-18, 8-18, 8-20, 9-20, Pl., Da. & Triple. Does date (1902) appear on Wood Door? Are nickel rails bolted or removable?
- 6 Empire Crawford Royal (Range) Walker & Pratt Mfg. Co. 7-18, 8-18, 8-20, 9-20, Pl., Da. & Triple.
- 6 Empire Crescent (Range) O. G. Thomas & H. N. Clark Co. 7-18, 8-18, 8-20, 9-20, Pl., Da. & Tri. When ordering brick tell style of grate.
- 6 Empire Crescent (Range) H. N. Clark Co. 7-18, 8-18, 8-20, Pl., Magic & Tri. When ordering brick tell style of grate.
- 6 Empire Fireside (Range) O. G. Thomas. 7-18, 8-18, 8-20, 9-20, Pl., Da. & Tri. When ordering brick tell style of grate.
- 6 Empire Herald (Range) O. G. Thomas. 7-18, 8-18, 8-20, 9-20, Pl., Da. & Tri. When ordering brick tell style of grate.
- 5 Empire State (Range) Gurney & Co. Right end lining is iron. Iron end not sent on an order for linings unless specially ordered. 27-16, 28-16, 27-18, 28-18, 28-20, 29-20, Pl., Da. & Dx.
- 4 Empire Stewart (4 Hole Range) Fuller & Warren Co. End linings are iron. Iron ends not sent on an order for linings unless specially ordered. 81-18, 91-18, 81-20, 91-20, 83-18, 93-18, 83-20, 93-20, Da. & Tri.
- 4 Emporium (Range) O. G. Thomas. 7-18, 8-18, Pl. Front lining is iron.
- 5 Empress (Range) Rathbone, Sard & Co. Right end lining is iron. Iron end not sent on an order for linings unless specially ordered. 5170, 5280, 5171, 5281, 6170, 6280, 6172, 6282, 6173, 6283, Dx.
- 5 Empress (Range) Barstow Stove Co. 2, 3, 3 1/2, 4, 4 1/2*, 5*, Pl. & Dx. When ordering brick tell style of grate. See New Empress & Model Empress Ranges.
- 5 Energy (Range) Buckwalter Stove Co. Right end lining is iron. Iron end not sent on an order for linings unless specially ordered. 60, 70, 80, 170, 180, 270, 280, 370, 380, Pl. & Dx.
- 6 Ensign (Parlor) Southard, Robertson & Co. 8, 9, 10, 12, 14, 16, Pl.
- 6 Essex (Range) Magee Furnace Co. 77, 78, 88, 89, Pl., Da. & Tri. Right end lining for No. 5 coil is iron. Iron end not sent on an order for linings unless specially ordered.
- 6 Essex (Range) O. G. Thomas. 7, Pl. Has range 5 or 6 holes!
- 5 Essex (5 Hole Range) Union Stove Works. 7, 8, 77, 88, Pl. & Da. Right end lining is iron. Iron end not sent on an order for linings unless specially ordered.
- 6 Essex (Range) Henry Siegel Co. 7-16, 8-16, Pl. & Da.
- 6 Essex Oak (Oak) Henry Siegel Co. 11, 13, 15, 17, 19, D. C.
- 6 Estate Oak (Oak) F. & L. Kahn & Bros. & S. M. Howes Co. 310, 312, 314, 316, 318, 320, 322, 710, 712, 714, 716, 718, 720, 722, D. C.



Grate & Draw Center Grate Ring or Frame

- 6 Estate Heatrola (Parlor) Estate Stove Co. Dump Center, Duplex & Tri.
- 6 Euclid (Range) W. H. Hervey & Co. & O. G. Thomas. 7, Pl. Has range 5 or 6 holes!
- 6 Eureka Grand (Range) Walker & Pratt Mfg. Co. 7-18, 8-18, 8-20, 9-20, Pl. & Triple.
- 6 Evelyn (Range) Leonard Co-op. Foundry Co. 7-18, 8-18, 8-20, Pl.
- 6 Everett (Range) Union Furnace Co. & Cobb Stove & Machine Co. 7, 8, Pl.
- 6 Evona (Parlor) E. Munsell & Co. 8, 9, 10, 11, 12, 14, Pl.
- 6 Excellent Peninsular (Range) Peninsular Stove Co. 7-18, 8-18, 7-20, 8-20, 9-20, 8-22, 9-22, Dx., Da. & D. C.
- 6 Exeter (Parlor) Magee Furnace Co. 10, 11, 12, 14*, 16*, D. C.
- 6 Exeter (Parlor) Southard Robertson Co. 12, 14, 16, D. C.
- 6 Express (Cannon) H. N. Clark Co. 16A, 18A, 20A, 22A, D. C.
- 6 Factory Base Dighton Furnace Co. 14, 16, 18, 20, Pl.
- 6 Fagot (Parlor) Magee Furnace Co. 151 1/2*, 171 1/2*, D. C.
- 6 Fair Oak (Oak) Floyd, Wells & Co. 34, 36, 38, 54, 56, 58, 64, 66, 68, 70, 84, 86, 88, Tri.
- 5 Fairland (Range) Union Stove Works. 8-18, 8-20, Pl. & Tri. Right end lining is iron. Iron end not sent on an order for linings unless specially ordered.
- 6 Fairmount (Parlor) See Modern Fairmount Parlor.

STOVE AND RANGE REPAIRS

FANEUIL RANGES. Magee Furnace Co.

- Give letter on oven door, "A," "B," or "C."
 6 Faneuil A (Range) Magee Furnace Co. 377, 378, 388, 389, Pl., Da. & Tri.
 6 Faneuil B (Range) Magee Furnace Co. 77, 78, 88, 89, Pl., Da. & Tri.
 6 Faneuil C (Range) Magee Furnace Co. 277, 278, 288, 289, 8-20, Pl., Da. & Tri.
 Farmer's Cook (Wood Cook Stove) Somersworth Mach. Co. 7, 8, 9.
 Farmer's Boiler. Walker & Pratt Mfg. Co.
 Wood — 15, 20, 25, 30, 40, 50, 65 Gals. Coal — 30 & 40 Gals.
 Farmer's Boiler. Ellis Foundry Co.
 Wood — 20, 30, 40 Gals. Coal — 20, 30, 40*, 50*, 65*, Gas.
 Faultless (Parlor) Leonard Co-op. Foundry Co. 10, 12, 16, Pl.
 6 Favor (Range) Dighton Furnace Co. 6, 7, 8, Pl.
 Favorite (Parlor) Somersworth Machine Co. 3, 4, Pl.
 6 Favorite (Range) Spicer & Peckham. 7, 80, 88, 8, Pl., Tri. & Dx.
 4 Favorite (Range) O. G. Thomas. 7-18, 8-18, Pl. Front lining is iron.
 6 Favorite Crescent (Coal and Gas Range) O. G. Thomas Co. 8-18, 8-20, Da. & Tri.
 6 Favorite Fireside (Coal and Gas Range) O. G. Thomas Co. 8-18, 8-20, Da. & Tri.
 6 Favorite Herald (Coal and Gas Range) O. G. Thomas Co. 8-18, 8-20, Da. & Tri.
 4 Favorite Novelty (Range) A. Cox Stove Co. End linings are iron. Iron ends not sent on an order for linings unless specially ordered. 86-18, 96-18, 86-20, 96-20, Pl. & Dx.
 5 Favorite Wincroft (Range) Wincroft Stove Works. Right end lining is iron. Iron end not sent on an order for linings unless specially ordered. 7162, 8162, 8182, 8202, 9202, Pl. & Dx. Name "Favorite" appears on fire end jamb.
 6 Federal (Range) Magee Furnace Co. 7-18, 8-18, 8-20, 9-20, Pl., Da. & Tri.

FEDERAL RANGES. Plymouth Foundry Co.

- 6 Federal (Range) Plymouth Foundry Co. 8-187, 8-207, Pl. & Da.
 6 Federal (Range) Boston Foundry Co. 8-18, 8-20, Pl., Da. & Tri.
 6 Federal B (Range) Boston Foundry Co. 18-18, 18-20, Pl., Da. & Tri.
 6 Federal E (Range) Plymouth Foundry Co. 8-16, Pl. & Da.
 4 Federal Acorn (Range) Rathbone, Sard & Co. End linings are iron. Iron ends not sent on an order for linings unless specially ordered. 6272, 6282, 6382, 6392, 6273, 6283, 6283, 6293, Dx.
 6 Federal Beauty (Range) Plymouth Foundry Co. 8-18, 8-20, Pl. & Da.
 6 Federal Grand (Range) Plymouth Foundry Co. 8-18, 8-20, Pl., Magic, Tri. & Dx. When ordering brick tell style of grate.
 6 Federal Grand (Range) Boston Foundry Co. 208, Pl., Da. & Tri.
 6 Federal Ideal (Range) Plymouth Foundry Co. 8-18, 8-20, Pl., Magic, Da. & Tri. When ordering brick tell style of grate.
 6 Fenway (Range) Boston Foundry Co. 8-18, 8-20, Pl., Da. & Tri.
 6 Fenway E (Range) Boston Foundry Co. 18-18, 18-20, Pl., Da. & Tri.
 6 Fenway Grand (Range) Boston Foundry Co. 208, Pl., Da. & Tri.
 Ferdinand (Parlor) O. G. Thomas. 8, 9, Pl. 10, 12*, 14*, D. C.

FERDINAND RANGES. O. G. Thomas.

- See crown Ferdinand, Grand Ferdinand, & Model Ferdinand Range.
 6 Ferdinand's (Range) Leonard & Baker Stove Co. 8-18, 8-20, Pl., Da. Tri. & Dx.
 6 Ferdinand Jr. (Range) O. G. Thomas.
 7-18, 8-18, 8-20, Pl., Da. & Tri. When ordering brick tell style of grate.
 5 Fern Canopy (Range) Buckwalter Stove Co. Right end lining is iron. Iron end not sent on an order for linings unless specially ordered. 7, 78, 8, 89, 107, 178, 108, 189, Dx. Is range blacked or enameled?
 Fernwood (Sheet Iron Air Tight) H. N. Clark Co. 18, 180, 212, 24, 26.
 4 Festal Novelty (Range) A. Cox Stove Co. End linings are iron. Iron ends not sent on an order for linings unless specially ordered. 76-14, 86-14, 76-16, 86-16, 86-18, 96-18, 86-20, 96-20, Pl. & Dx.
 6 Fillebrown (Range) Walker & Pratt Mfg. Co. 7, 8, Pl.
 Fillebrown (Parlor) Somersworth Machine Co. 2, 3, 4, Pl.
 Fire Brand (Parlor) Magee Furnace Co. 151*, 171*, D. C.
 6 Firebrand (Range) Leonard Co-op. Foundry Co. 7-18, 8-18, 8-20, Pl.
 6 Firebrand B (Range) Leonard Co-op. Foundry Co. 7-18, 8-18, 8-20, Pl.
 Fire King (Cannon) Richardson & Boynton Co. 12, 14, 16, 18, Pl. 19, 21, 22, 24, 25, 26, 28, 29, Swing Center.
 Fire King (Cannon) Boynton Furnace Co. 18, 20, 24, D. C.
 Fire King (Globe) Wood, Bishop & Co. 12, 14, Pl.
 Fire King (Wood Box Stove) H. N. Clark Co. 18, 22, 25, 28, 30, 34, 36.
 Fire Light (Open Grate) Reading Stove Works. 12, 14, 16, 18.

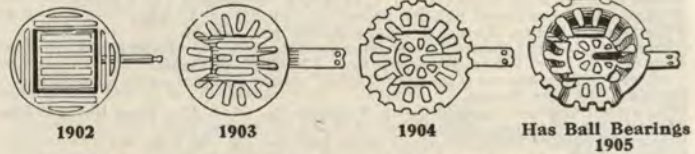
FIRESIDE RANGES. O. G. Thomas. Give full name of ranges as follows:

- | | | | |
|-------------------|------------------|---------------------|----------------|
| Champion Fireside | Eastern Fireside | Model Home Fireside | Royal Fireside |
| Classic Fireside | Empire Fireside | Our Fireside | Ruby Fireside |
| Cosy Fireside | Grand Fireside | Pearl Fireside | Star Fireside |
| Crown Fireside | Ideal Fireside | Prize Fireside | Times Fireside |
| Crown Fireside E | Model Fireside | Rival Fireside | etc. |
- Ranges are listed under their first names.
 If range has enamel finish be sure to so state.
 6 Fireside (Range) O. G. Thomas. 7-18, 8-18, 8-20, Pl., & Tri. When ordering brick tell style of grate.
 6 Fireside B (Range) O. G. Thomas. 7-18, 8-18, 8-20, 9-20, Pl., Tri., Dx. & D. C. When ordering brick tell style of grate.
 6 Fireside C (Range) O. G. Thomas. 7-16, 8-16, Pl. & Da. 7-18, 8-18, 8-20, 9-20, Pl., Da. & Tri.
 6 Fireside F (Range) O. G. Thomas. 7-18, 8-18, 8-20, 9-20, Pl., Da. & Tri.

FIRESIDE PARLORS. O. G. Thomas. Give full name as follows:

- | | | | |
|----------------|----------------|---------------|---------------|
| Crown Fireside | Home Fireside | Our Fireside | Star Fireside |
| Gem Fireside | Model Fireside | Ruby Fireside | etc. |
- Stoves are listed under their first names.
 Fireside (Parlor) O. G. Thomas. 11, 12, Pl.
 Fireside (Square Parlor) O. G. Thomas. 10, 12, D. C.
 Fireside (Parlor) Taunton Iron Works. 12, 14*, Pl.
 Fireside Oak (Oak) O. G. Thomas. 12, 14, 16, 18, D. C. Give date.
 See illustrations of grates.

GRATES FOR FIRESIDE OAKS



See Crown Fireside, Home Fireside, Model Fireside & Prize Fireside Oaks.

- Fireside (Wood Parlor) O. G. Thomas. 22, 24, 26, 122, 124, 126.
 6 Fireside Cabinet (Range) O. G. Thomas. 7-18, 8-18, 8-20, 9-20, Pl., Da. & Tri.
 6 Fireside Jewel (Range) O. G. Thomas. 7-16, 8-16, Pl. & Da. 7-18, 8-18, 8-20, 9-20, Pl., Da. & Tri.
 Fire (Oak) Floyd, Wells & Co. 10, 11, 12, 14, 16, 30, 31, 32, 34, 36, 52, 54, 56, D. C.
 6 First Atlantic (Range) Portland Stove Foundry Co. 7-18, 8-18, 8-20, Pl.
 6 First National (Parlor) Taunton Iron Works. 1, 2, 3*, 10, 12, 14*, 18*, Pl.
 6 First National (Range) Taunton Iron Works. 7-18, 8-18, 8-20, 9-20, 9-24* Pl.
 6 First National A (Range) Taunton Iron Works. 7-18, 8-28, 8-20, 9-20, 9-24* Pl.
 6 First Prize (Range) No. Dighton Co-operative Stove Co. 7-18, 8-18, 8-20, Pl., Tri., Dx. & D. C. When ordering brick tell style of grate.
 First Prize (Parlor) No. Dighton Co-op. Stove Co. 12, 14, D. C.
 6 Fish (Range) Magee Furnace Co. 7, 8, 9*, Pl.
 6 Fish (Parlor) Southard, Robertson & Co. 8, 9, 10, 11, 12, 14, D. C.
 Flame (Globe) Buckwalter Stove Co. 9, Pl.
 6 Flash (Parlor) Abendroth Bros. 8, 9, Pl. 10, 11, 12, 14*, 16*, Pl. & D. C. 9B, Pl. 10B, 11B, 12B, 14B*, 16B*, Pl. & D. C. 10C, 11C, 12C, 14C*, 16C*, Pl. & D. C.
 6 Fleetwood (Range) Weir Stove Co. 7, 80, 8, Pl. & Tri. When ordering brick tell style of grate.
 Flirt (Parlor) Union Stove Works. 8, 9, 10, 11, 12, 14, 16, 80, 90, 100, 110, 120, Pl.
 Flirt B (Parlor) Union Stove Works. 9B, 10B, 11B, 12B, 14B, 16B, Pl.
 Flirt C (Parlor) Union Stove Works. 9C, 10C, 11C, 12C, 14C, 16C, Pl.
 6 Flora (Range) Dighton Furnace Co. 6, 7, 8, Pl.
 6 Floral (Parlor) S. M. Howes Co. 10, 11, 12, 14, D. C.
 5 Floral Canopy (Range) Buckwalter Stove Co. Right end lining is iron. Iron end not sent on an order for linings unless specially ordered. 7-16, 8-16, 7-18, 8-18, 9-18, 8-20, 9-20, 71-16, 81-16, 71-18, 81-18, 91-18, 81-20, 91-20, 72-16, 82-16, 72-18, 82-18, 92-18, 82-20, 92-20, Pl. & Dx.
 Floral National (Air Tight) H. N. Clark Co. 186, 226, 256, 286.
 6 Florence (Range) O. G. Thomas & T. Gaffney & Co. 7-18, 8-18, Pl.
 6 Fodiman Special (Range) Somersworth Foundry Co. 72, 81, 82, Pl., Magic, Da. & Tri.
 6 Fogg's Beauty (Range) Somerset Stove Foundry Co. 7-18, 8-18, 8-20, Pl. & Tri. When ordering brick tell style of grate. Has elbow waterfront only. End linings to fit waterfront are iron.
 6 Fogg's Jewel (Range) Somerset Stove Foundry Co. 7-18, 8-18, Pl., Tri. & D. C. When ordering brick tell style of grate. Has elbow waterfront only. End linings to fit waterfront are iron.
 6 Forest (Range) Leonard Co-op. Foundry Co. 7, 8, Pl.
 6 Forest City (Range) Somersworth Machine Co. 7-18, 8-20, Pl.
 6 Forest Oak (Wood Box Stove) S. M. Howes Co. 18, 22, 25, 31, 38.
 6 Fortress Crawford (Range) Walker & Pratt Mfg. Co. 7-18, 8-18, 8-20, 9-20, Pl. & Da.
 6 Fox (Parlor) O. G. Thomas. 8, 9, 10, 12, 14, D. C.
 6 Franconia (Range) Somerset Co-op. Foundry Co. 7-18, 8-18, 8-20, Pl. & Tri. When ordering brick tell style of grate. Has elbow waterfront only. End linings to fit waterfront are iron.
 6 Franconia (Range) Walker & Pratt Mfg. Co. 7, 8, Pl. Give width of grate. 9*, 10*, 20*, Pl. The waterfront for the No. 10 is straight and the waterfront for the No. 20 has an elbow on both ends. The waterfronts are interchangeable, so be sure to tell whether the waterfront in range is straight or elbow.
 Franconia (Wood Range) Walker & Pratt Mfg. Co. 7, 8.
 6 Franconia (Broiler) Walker & Pratt Mfg. Co. 10*.
 6 Franconia Grand (Range) Walker & Pratt Mfg. Co. 7, 8, Pl. 7-18, 8-18, 8-20, 9-20, Pl. & Triple. Follow special directions under Crawford Grand on page 20.
 6 Franconia Improved (Range) Walker & Pratt Mfg. Co. 7, 8, 9*, Pl.
 Frankfort (Parlor) Taunton Iron Works. 12, 14*, Pl.
 Franklin (Parlor) Dighton Furnace Co. 20, 30, 40*, D. C.
 Franklin (Open Grate) Somersworth Foundry Co.
 Franklin (Open Grate) Wood, Bishop & Co. Wood — 1, 2, 3., Wood & Coal — 16, 18.
 6 Franklin (Range) Otter River Foundry Co. 8-20, Tri.
 6 Franklin (Range) Somerset Co-op. Foundry Co. 7-18, 8-18, 8-20, Pl. & Tri. When ordering brick tell style of grate. Has elbow waterfront only. End linings to fit waterfront are iron.
 Franklin (Range) W. P. Ford. & Co. 8, Pl. Is front lining iron or brick? Are back and end linings iron or brick?
 2 Franklin (Brick Set Range) B. W. Dunklee & Co. 8*, 9*, Pl. Front lining is iron.
 FRANKLIN RANGES. Franklin Foundry Co.
 Give letter on oven door. "B," "G" or "M."
 6 Franklin B (Range) Franklin Foundry Co. 1870, 1880, 2080, 2090, Pl., Da. & Tri.
 6 Franklin G (Range) Franklin Foundry Co. 1870, 1880, 2080, Pl., Da. & Tri.
 6 Franklin M (Range) Franklin Foundry Co. 7-18X, 8-18X, 8-20X, 9-20X, Pl., Rx., Da. & Tri.
 5 Freedom (Range) Union Stove Works. 8-18, 8-20, Pl., & Tri. Right end lining is iron. Iron end not sent on an order for linings unless specially ordered.
 FRENCH RANGES. See Duparquet, Hub, Morandi-Proctor Co., Perfect, Smith & Anthony and Walker & Pratt French Ranges.

STOVE AND RANGE REPAIRS

- 6 **Friend (Range)** Dighton Furnace Co. 7-18, 8-18, 8-20, Pl. & Tri. *When ordering brick tell style of grate.*
- Frost Killer (Cannon)** Eclipse Stove Co. 16, 18, 20, 24, Dx. 216, 218, 220, 224, D. C.
- Fruiter (Confectioner's Stove)** Syracuse Stove Works. 10, 12, 14, Pl.
- 6 **Fuller & Warren Co. (Broiler)** Fuller & Warren Co. *Coal or Charcoal?*
- 5 **Fuller & Warren Co. (Range)** Fuller & Warren Co. *Right end lining is iron. Iron end not sent on an order for linings unless specially ordered.*
- 71-19, 81-19, 91-20, 91-20, Da., Tri. & D. C. 73-19, 83-19, 83-20, 93-20, D. C. *When ordering brick tell style of grate.*
- Fuller & Warren Co. (Steel Range)** Fuller & Warren Co. 142, 242, Tri. 8-42, 9-42, 42-8, 42-9, 8-46, 9-46, 46-8, 46-9, D. C. 8-33, 9-33, D. C. & Tri. 33-8, 33-9, D. C. *Is range portable or brick set?*
- 5 **Fuller & Warren Co. Diamond (Range)** Fuller & Warren Co. *Right end lining is iron. Iron end not sent on an order for linings unless specially ordered.*
- 75-18, 85-18, 85-20, 95-20, D. C. 77-18, 87-18, 87-20, 97-20, Pl., Tri., Da. & D. C. *When ordering brick tell style of grate.*
- 5 **Fuller & Warren Co. Guaranteed Stewart (Range)** Fuller & Warren Co. 07-18, 08-18, 08-20, 09-20, Da., Tri. & D. C. *Right end lining is iron. Iron end not sent on an order for linings unless specially ordered.*
- When ordering brick tell style of grate.*
- 5 **Fuller & Warren Co. Splendid (Range)** Fuller & Warren Co. *Right end lining is iron. Iron end sent on an order for linings unless specially ordered.*
- 8-19, 8-20, 88-22, 9-22, Pl. & Da. 73-19, 83-19, 83-20, 83-22, 93-22, D. C.
- Fuller & Warren Stewart (Range)** Fuller & Warren Co. 38, 138, 118, 167, 168, 181, 184, 186, 188, 284, 286, 288, 296, 299, 384, 386, 388, 484, 486, 488, 496, 499, Tri. 08-18, 08-20, 09-20, Da., Tri. & D. C. J8-18, J8-20, J9-20, Tri. *Front end lining is iron. Is fire box on left or right hand side of oven.*
- Fulton (Cannon)** Dighton Furnace Co. 10, 12, 14, Pl.
- Fulton (Factory Base)** Dighton Furnace Co. 14, 16, 18, 20, Pl.
- 6 **G. C. B. (Range)** O. G. Thomas. 7, Pl. *Has range 5 or 6 holes?*
- 6 **Gaffney (Range)** Leonard Co-op. Foundry Co. 7, 8, Pl.
- 6 **Gage (Range)** Rollo & Gage. 6, 7, 7 1/2, 8, Pl. *Has range 5 or 6 holes?*
- 6 **Gallatea (Range)** Leonard Co-op. Foundry Co. 7, 8, Pl.
- 6 **Galligan's Beauty (Range)** Somerset Stove Foundry Co. 7-18, 8-18, Pl., Tri. & D. C. *When ordering brick tell style of grate. Has elbow waterfront only. End linings to fit waterfront are iron.*
- 6 **Galligan's Jewel (Range)** Somerset Co-op. Foundry Co. 7-18, 8-18, Pl., Tri. & D. C. *When ordering brick tell style of grate. Has elbow waterfront only. End linings to fit waterfront are iron.*
- 5 **Gameter (5 Hole Range)** Stamford Foundry Co. 7, 8, Pl.
- 6 **Gardner (Range)** No. Dighton Co-operative Stove Co. 7-18, 8-18, 8-20, Pl., Tri., Dx. & D. C. *When ordering brick tell style of grate.*
- 4 **Garland (Range)** O. G. Thomas. 7, 8, Pl. *Front lining is iron.*
- Garland (Parlor)** O. G. Thomas. 10, 12, Pl. & D. C.
- 4 **Garnet (Range)** Walker & Pratt Co. 7, 8, Pl. *Front lining is iron.*
- Garnet (Parlor)** Geo. W. Walker & Co. 10, 12, Pl.
- 5 **Garnet Perfect (Range)** Raymond Mfg. Co. 7-14, 7-16, 8-16, 7-18, 8-18, 8-20, Pl. & Dx. *Right end lining is iron. Iron end not sent on an order for linings unless specially ordered.*
- 4 **Garnet Stewart (4 Hole Range)** Fuller & Warren Co. *End linings are iron. Iron ends not sent on an order for linings unless specially ordered.*
- 8-18, 9-18, Da., Tri. & Dx.
- 5 **Garnet Wincroft (Range)** Wincroft Stove Works. *Right end lining is iron. Iron end not sent on an order for linings unless specially ordered.*
- 714, 716, 816, 718, 818, 820, Pl. & Dx.
- Garnet Windsor Oak (Oak)** Lakeside Foundry. 12, 14, 16, 18, D. C.
- 6 **Gately (Range)** No. Dighton Co-op. Stove Co. 7-18, 8-18, 8-20, Pl. & Tri.
- 6 **Gately & Rogers (Range)** No. Dighton Co-op. Stove Co. 7-18, 8-18, 8-20, Pl. & Tri.
- Gay Oak (Oak)** Floyd, Wells & Co. 54, 56, D. C.
- Gay Cable (Laundry)** E. B. Colby & Co. 7, 18, 8, Pl.
- Gay Sunshine (Parlor)** Reading Stove Works. 10, 11, 12, 110, 111, 112, Pl. 14, 16, 114, 116, D. C.
- Gem (Parlor)** S. M. Howes Co. and N. Y. Stove Works. 8, 9, 10, 11, 12, 14, Pl.
- Gem (Parlor)** Keystone Foundry. 8, 9, 10, Pl.
- Gem (Parlor)** A. Cox Stove Co. 8, 9, 10, 11, 12, 20, 21, 22, D. C.
- Gem (Parlor)** Smith & Anthony Co. 1, 2, 3, Dual.
- Gem (Parlor)** Somersworth Machine Co. 9, 10, 11, 12, Pl.
- Gem A (Parlor)** New York Stove Works. 8, 9, 10, 11, 12, 14, Pl.
- Gem Oak (Oak)** Floyd, Wells & Co. 12, 14, 16, 18, 22, 24, 26, 28, 32, 34, 36, 38, 42, 44, 46, 48, 52, 54, 56, 58, D. C.
- Gem Oak (Oak)** Toledo Stove & Range Co. 10, 12, 14, 16, 18, 18 1/2, D. C.
- Gem Oak (Oak)** J. R. Wotherspoon. 11, 13, 15, 17, 111, 113, 115, 117, D. C.
- 6 **Gem Bay State (Range)** Barstow Stove Co. 7, 8-18, 8, Pl., Da. & Tri.
- Gem Bay State (Parlor)** Barstow Stove Co. 120, 140, 160*, D. C.
- Gem Century (Parlor)** Century Stove Co. 10, 12, 14, D. C.
- 6 **Gem Crawford (Range)** Walker & Pratt Mfg. Co. 7, 8-18, 8, Pl. & Triple.
- 6 **Gem Crescent (Range)** O. G. Thomas and H. N. Clark Co. 7-18, 8-18, 8-20, Pl., Da. & Tri. *When ordering brick tell style of grate.*
- Gem Crescent (Parlor)** O. G. Thomas. 10, 12, 14*, D. C.
- Gem Crescent (Parlor)** H. N. Clark Co. 10, 12, 14, D. C.
- Gem Fireside (Parlor)** O. G. Thomas. 10, 12, 14*, D. C.
- Gem Glendale (Parlor)** Somerset Stove Foundry Co. 10, 12, 14*, D. C.
- 6 **Gem Harvard (Range)** Somersworth Foundry Co. *Give full number that appears on top of range.*
- 7-18-03, 8-18-03, 828-03, 7-18-4, 828-4, Magic, Da. & Tri.
- 7-18-0, 8-18-0, 828-0, 7-18, 828, Pl., Magic, Da. & Tri.
- 72, 81, 82, 72 H. F., 82 H. F., Pl., Magic, Da. & Tri.
- 83, 84, 85, 86, Pl., Magic, Da. & Tri.
- Has range a Handy Feed? See cut.*
- Da. & Tri. Grate — Is only one or are both bars shaker bars?*
- 6 **Gem Herald (Range)** O. G. Thomas. 7-18, 8-18, 8-20, Pl., Da. & Tri. *When ordering brick tell style of grate.*
- Gem Herald (Parlor)** O. G. Thomas. 10, 12, 14*, D. C.
- Gem Highland (Parlor)** Highland Foundry Co. 10, 11, 12, Pl.
- 6 **Gem Hub (Range)** Smith & Anthony S. Co. 7-14, 7-16, 7-18, 8-18, Pl.
- 6 **Gem Hub (Range)** Barstow Stove Co. 82-19, 1881, 2282, 18-21, 81-21, Pl., Da. & Tri.
- 6 **Gem Hub Ebony Finish (Range)** Smith & Anthony Co. 187, 208, 1870, 1880, 2080, 2090, 2081, 2091, 2082, Pl., Da. & Tri.
- 6 **Gem Hub Ebony Finish (Range)** Barstow Stove Co. 1880, 2082, Pl., Da. & Tri.
- 5 **Gem Irving (Range)** Floyd, Wells & Co. *Right end lining is iron. Iron end not sent on an order for linings unless specially ordered.*
- 7-18, 8-18, 8-20, 9-20, 7-77, 8-78, 8-88, 8-99, Dx.
- 5 **Gem Irving B (Range)** Floyd, Wells & Co. *Right end lining is iron. Iron end not sent on an order for linings unless specially ordered.*
- 7-18, 8-18, 8-20, 9-20, 7-77, 8-78, 8-88, 9-99, Dx.
- 6 **Gem Kineo (Range)** Noyes & Nutter Mfg. Co. 8, Da.
- 6 **Gem Mohawk (Range)** Burden-Bryant Co. 7-18-1, 8-18-1, 8-20-1, Pl., Da. & Tri.



Handy Feed

- 6 **Gem Sanford (Range)** New England Stove Co. & E. A. Dary & Son. 7-18, 8-18, 8-20, Pl. & Tri.
- Gem Sunshine (Parlor)** Reading Stove Works. 108, 109, 110, 111, 112, Pl. 114, 116, D. C.
- 6 **Gem Wendell (Range)** No. Dighton Co-op. Stove Co. 7-18, 8-18, Pl. & Tri.
- Gem Wendell (Parlor)** No. Dighton Co-op. Stove Co. 10, 12, 14*, D. C.
- 6 **Gem Winthrop (Range)** Dighton Foundry Co. 7-18, 8-18, Pl. & Dx. *When ordering brick tell style of grate.*
- 5 **General (Range)** Rathbone, Sard & Co. *Right end lining is iron. Iron end not sent on an order for linings unless specially ordered.*
- 6, 7, 8, 7-16, 8-18, Pl. & Dx.
- 5 **General (Range)** E. B. Colby & Co. 17, 18, Pl. 37, 38, Dx. *Right end lining is iron. Iron end not sent on an order for linings unless specially ordered.*
- See New General Range.
- 6 **General Arthur (Range)** New England Stove Co. 7-18, 8-18, 8-20, Pl.
- 6 **General Grant (Range)** New England Stove Co. 7-18, 8-18, 8-20, Pl.
- General Grant (Parlor)** Boston & Maine Foundry Co. *Give date.* 9, 11, 13, Pl.
- 6 **General Stark (Range)** Somerset Co-op. Foundry Co. 7-18, 8-18, 8-20, Pl. & Tri. *When ordering brick tell style of grate. Has elbow waterfront only. End linings to fit waterfront are iron.*
- Geneva Oak (Oak)** Phillips & Clark Stove Co. 231, 251, 271, 331, 351, 371, 391, Tri.
- Genil (Globe)** Union Mfg. Co. 6, 7, 8, 9, 10, Pl.
- 5 **Germania (Range)** Fuller & Warren Co. *Right end lining is iron. Iron end not sent on an order for linings unless specially ordered.*
- 73-19, 83-19, 83-20, 93-20, D. C. 77-19, 87-19, 87-20, 97-20, Da., Tri. & D. C. *When ordering brick tell style of grate.*
- Giant (Wood Box Stove)** Rathbone, Sard & Co. 16, 20, 25, 28, 30, 31, 38.
- 4 **Giant (Range)** O. G. Thomas. 7, 8, Pl. *Front lining is iron. See New Giant Range.*
- Gift (2 Hole Stove)** Union Stove Works. 6, 7, 8, Pl.
- 4 **Girl (Range)** Floyd, Wells & Co. 7, 8, Pl.
- 5 **Glade Canopy (Range)** Buckwalter Stove Co. *Right end lining is iron. Iron end not sent on an order for linings unless specially ordered.*
- 67, 7, 8, 8, 89, 167, 107, 178, 108, 189, Dx. *Is range blacked or enameled?*
- 5 **Glad Sunshine (Range)** Reading Stove Works. *Right end lining is iron. Iron end not sent on an order for linings unless specially ordered.*
- 7, 8, 17, 18, 80, 81, 117, 118, 170, 180, Pl. & Dx.
- 6 **Gladstone (Range)** Somersworth Machine Co. 7, 8, Pl.
- 4 **Glen (Range)** Union Stove Works. 6, 7, 8, Pl.
- Glen B (5 Hole Range)** Union Stove Works. 6, 7, 8, Pl. *Is front lining iron or brick?*
- Glen Oak (Oak)** Buckwalter Stove Co. 11, 13, 15, 17, 22, 26, 30, 34, 115, 117, D. C. 215, 217, 230, 234, 315, 317, Dx.
- Glen Oak (Oak)** A. Cox Stove Co. 14, 16, 18, 20, D. C. & Dx.
- Glen Acorn (Oak)** Rathbone, Sard & Co. 2, 4, 6, 8, 11, 13, 15, 17, 20, 40, 60, 80, 22, 42, 62, 82, D. C.

GLENDALE RANGES.

Somerset Stove Foundry Co.

- Give full name of range as follows:
- Domestic Glendale Ideal Glendale Modern Glendale
- Home Glendale Jewel Glendale Victor Glendale, etc.
- Ranges are listed under their first names.
- 6 **Glendale (Range)** Somerset Co-op. Fdy. Co. & H. N. Clark Co. 7-16, 7-18, 8-20, Pl.
- 6 **Glendale (Range)** Somerset Stove Foundry Co. 8-201, Pl., Da. & Tri.
- 6 **Glendale A (Range)** Somerset Stove Foundry Co. 7-18, 8-18, 8-20, Pl. & Tri. *When ordering brick tell style of grate. Has elbow waterfront only. End linings to fit waterfront are iron.*
- 6 **Glendale B (Range)** Somerset Stove Fdy. Co. 7-18, 8-18, 8-20, Pl., Da. & Tri.
- 6 **Glendale C (Range)** Leonard & Baker Stove Co. 8-18, 8-20, Pl., Da., Tri. & Dx.
- 6 **Glendale 2 in 1 (Coal and Gas Range)** Leonard & Baker Stove Co. 880, Pl., Co., Tri. & Dx.
- 6 **Glendale 36 (Coal and Gas Range)** Leonard & Baker Stove Co. 880-2, Pl., Da., Tri. & Dx.
- 6 **Glendale 400 (Coal and Gas Range)** Leonard & Baker Stove Co. 880, Pl., Da. Tri. & Dx.
- GLENDALE PARLORS.** See Gem Glendale, Jewel Glendale & W. Glendale Parlors.
- Glendale (Parlor)** Somerset Stove Foundry Co. 110, 112, 114*, D. C.
- Glendale Oak (Oak)** Somerset Stove Foundry Co. 20, 30, Tri.
- 6 **Glendale Cabinet (Range)** Somerset Stove Foundry Co. 8-201, Pl., Da. & Tri.
- 6 **Glendale Gem (Range)** Somerset Stove Foundry Co. 7-201, 8-201, 8-202, 7-201C, 8-201C, 8-202C, Pl., Da. & Tri.
- 6 **Glendale Grand (Range)** Somerset Stove Foundry Co. 7-18, 8-18, 8-20, Pl. & Tri.
- 6 **Glendale Modern (Range)** Somerset Stove Foundry Co. 7-118, 8-118, 8-201, Pl., Da. Tri.
- 6 **Glendale Modern (Range)** Leonard & Baker Stove Co. 8-18, 8-20, 108-20, Pl., Da., Tri. & Dx.
- 6 **Glendale Pallas (Range)** Somerset Stove Foundry Co. 8-20, Pl., Da. & Tri.
- 6 **Glendale Pallas (Range)** Leonard & Baker Stove Co. 108-20X, Pl., Da., Tri. & Dx.
- 6 **Glendale Service (Range)** Somerset Stove Foundry Co. 7-201C, 8-201C, 8-202C, Pl., Da. & Tri.
- 6 **Glendale Service (Range)** Leonard & Baker Stove Co. 8-18, 8-20, Pl., Da. Tri. & Dx.
- 6 **Glendale Special (Range)** Somerset Stove Foundry Co. 7-118, 8-118, 8-201, Pl., Da. & Tri.
- 6 **Glendon (Range)** Somerset Co-op. Foundry Co. & E. Munsell & Co. 7-18, 8-18, 8-20, Pl. & Tri. *When ordering brick tell style of grate. Has elbow waterfront only. End linings to fit waterfront are iron.*
- 6 **Glenmere (Range)** Spicer & Peckham. 7, 80, 88, 8, Pl., Tri. & Dx.
- 6 **Glen Oak (Range)** Eagle Stove Foundry Co. 7-18, 8-18, 8-20, Pl. & Tri.
- 5 **Glen Sunshine (Range)** Reading Stove Wks. 71, 81, Pl. & Dx. *Right end lining is iron. Iron end not sent on an order for linings unless specially ordered.*

GLENWAY RANGES.

Boston Foundry Co.

- 6 **Glenway (Range)** Boston Foundry Co. 8-18, 8-20, Pl., Da. & Tri.
- 6 **Glenway D (Range)** Boston Foundry Co. 8-18, 8-20, 18-18, 18-20, Pl., Da. & Tri.
- 6 **Glenway Grand (Range)** Boston Foundry Co. 208, Pl., Da. & Tri.

ORDER ALL FURNACE REPAIRS FROM US

STOVE AND RANGE REPAIRS

GLENWOOD RANGES.


Weir Stove Co. & Glenwood Range Co

Give full name of range as follows:

- Cabinet Glenwood Cottage Glenwood Modern Glenwood F
Cabinet Glenwood C Family Glenwood Modern Glenwood Home Grand
Cabinet Glenwood K Gold Medal Glenwood New Glenwood
Cabinet Glenwood M Grand Glenwood Our Glenwood
Cabinet Glenwood R Ideal Glenwood Solar Glenwood
Cabinet Glenwood S Modern Glenwood B Sunny Glenwood
City Glenwood Modern Glenwood E etc.

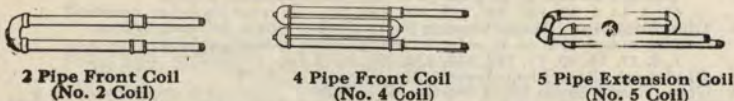
Ranges are listed under their first names. If range has enamel finish be sure to so state.

GRATES FOR GLENWOOD RANGES



Plain Magic Dockash Triangular Duplex

COILS FOR GLENWOOD RANGES



2 Pipe Front Coil (No. 2 Coil) 4 Pipe Front Coil (No. 4 Coil) 5 Pipe Extension Coil (No. 5 Coil)

- Glenwood (Range) Weir Stove Co. Give date. 7, 80, 8, 90, Pl. & Magic.
Glenwood (Cabinet Range) Weir Stove Co. Right end lining is iron.
Glenwood Double Oven (Range) Weir Stove Co.
12 1/2" Tri. Has range six 8" or 9" holes!
14 1/2" Tri. Has range six 8" or six 9" holes, or four 8" holes and large ring
20 1/2" Tri. cover in center, or four 9" holes and large ring cover in center!
120" Tri. Has range ten 9" holes, or eight 9" holes and large ring cover in center!

GLENWOOD PARLORS.


Weir Stove Co. & Glenwood Range Co.

Give full name of stove as follows:

- City Glenwood Grand Glenwood Pearl Glenwood Sunny Glenwood
Daisy Glenwood Home Glenwood Ruby Glenwood etc.
Gypsy Glenwood Our Glenwood Solar Glenwood

Stoves are listed under their first names.

- Glenwood (Round Parlor) Weir Stove Co. 10, 12, 14", Pl., 20, 22, 24", D. C.
Glenwood (Square Parlor) Weir Stove Co. 13, 15, 23, 25, D. C.
Glenwood Oak (Oak) Weir Stove Co. 14, 16, D. C.
2, 3, 4", 5", 20, 30, 40", 50", Tri.
See Modern Glenwood Oak & Hickory Glenwood Oak.
Glenwood Base Heater (Oak) Weir Stove Co. 6, 8, Tri.
Glenwood (Laundry) Weir Stove Co. 6, Pl.
Glenwood Station Stove (Cannon) Weir Stove Co. 16, 18, 20, 22, D. C.
Glenwood (Wood Parlor) Weir Stove Co. 19, 20, 22, 23, 24, 25, 122, 123, 124, 125
See Modern Glenwood Wood Parlor.
Glenwood (Wood Box Stove) Buckwalter Stove Co. 18, 22, 28, 34.
Glenwood B (Range) Weir Stove Co. When ordering brick tell style of grate.
7, 80, 8, 90, Pl., Magic, Tri. & Dx. 9 1/2", Pl. & Tri.
Be sure to give correct size - 88 and 91 are dates - not sizes.
Give date. Does front clamp go through middle or over top of front brick? See cut.



1883 Pattern

1888-1891 Pattern

- Glenwood B (Range) Weir Stove Co.
107, 180, 108, 190, Pl., Magic, Tri. & Dx.
When ordering brick tell style of grate.
307, 380, 308, 390, Pl., Magic, Da. & Tri.
407, 480, 408, 490, Pl., Magic, Da. & Tri.
507, 580, 508, 590, Pl., Magic, Da. & Tri.
607, 680, 608, 690, Pl., Magic, Da. & Tri.

- Glenwood C (Range) Weir Stove Co.
7, 80, 8, 90, Pl., Da., Tri. & Dx. 9-18
(4 hole Range) Pl., Da., Tri. & Dx.
107, 180, 108, 190, Pl., Da. & Tri. Right end lining is iron.
Iron end not sent on an order for linings unless specially ordered.

- Glenwood C-H (Range) Weir Stove Co.
7, 80, 8, 90, Pl., Da., Tri. & Dx.

- 107, 180, 108, 190, Pl., Da. & Tri. Right end lining is iron.
Iron end not sent on an order for linings unless specially ordered.

- Glenwood D (Range) Weir Stove Co. Right end lining is iron.
Iron end not sent on an order for linings unless specially ordered.
7, 80, 8", 90", Pl., Da. & Tri.

SHANKS OF PLAIN AND MAGIC GRATES



307-308B 507-508B
407-408B 607-608B

- Glenwood E (Range) Weir Stove Co.
6, 6 1/2, 7, 80, 8, 90, Pl., Magic, Tri. & Dx. Give date. 9 1/2", Pl. & Tri.
When ordering brick tell style of grate.
107, 180, 108, 190, Pl., Magic & Tri.
When ordering brick tell style of grate.
207, 280, 208, 290, Pl., Magic & Tri.
When ordering brick tell style of grate.
307, 380, 308, 390, Pl., Magic, Da. & Tri.
407, 480, 408, 490, Pl., Magic, Da. & Tri.
507, 580, 508, 590, Pl., Magic, Da. & Tri.
690 (4 Hole Range) Pl., Magic, Da. & Tri.

SHANKS OF PLAIN AND MAGIC GRATES




307-308E 407-408E
507-508E

- Glenwood F (Range) Weir Stove Co. Give correct size.
7, 80, 8, Pl., & Tri. When ordering brick tell style of grate.
107, 180, 108, 190, 207, 280, 208, 290, 307, 308, 380, 390, Pl., Da. & Tri.
When ordering brick tell style of grate.
Glenwood H (Range) Weir Stove Co. 7, 80, 8, 90, Tri. & D. C. (No plain grate)
Glenwood K (Range) Weir Stove Co. 7K, 80K, 8K, 90K, Pl., Magic, Da. & Tri.
Glenwood M (Range) Weir Stove Co.
7-18, 8-18 8-20, 9-20, Pl., Magic, Da. & Tri.
Glenwood N (Range) Glenwood Range Co.
308, Tri. & Dx. End linings are iron.
Iron ends not sent on an order for linings unless specially ordered.
See Cabinet Glenwood and Cabinet Glenwood C, K, M, R, & S Ranges.
Glenwood Kitchen Heater. Weir Stove Co.
7, Dx. only. 8, Pl., Da. & Tri.
Right end lining is iron.

GRATES FOR GLENWOOD GRAND

- Glenwood Grand (Square Parlor) See Grand Glenwood Square Parlor.
Glenwood Grand (Range) Weir Stove Co.
7, 80, 8, 90, Tri. & D. C. No plain grate.
When ordering brick tell style of grate.
Triangular Draw Center



D. C. Grate Bed D. C. Brick Rest D. C. Front Guard

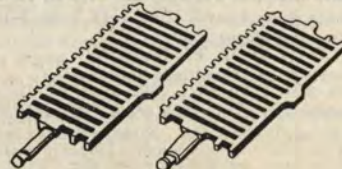
- Glenwood Home Grand (Range) Weir Stove Co.
7, 80, 8, 90, 107, 180, 108, 190, Magic, Da. & Tri. (No plain grate)
207, 280, 208, 290, Magic, Da. & Tri. (No plain grate)
See Modern Glenwood Home Grand Range.
Globe (Range) Portland Stove Foundry Co.
7-18, 8-18, 8-20, Pl. & Tri. When ordering brick tell style of grate.
Globe (Range) Somerset Stove Foundry Co. 7-18, 8-18, 8-20, Pl. & Dx.
Has elbow waterfront only. End linings to fit waterfront are iron.
Globe (Parlor) D. W. Cushing and Union Furnace Co. 1, 2, 3, Pl.
Globe Cylinder (Globe) Barstow Stove Co.
10, 12, 14, Pl. 100, 120, 140, 101, 121, 141, D. C.
Globe Heater (Cannon) Magee Furnace Co. 13, 15, 17, 20, Pl.
Globe (Globe) S. M. Howes Co. and S. Cheney & Son. 8, 9, 10, 12, 14, Pl.
Globe Laundry (Laundry) Globe Foundry Co. 10, D. C.
Globe Lighthouse (Cannon) Reading Stove Works.
113, 115, 117, 120, 313, 315, 317, 320, 513, 515, 517, 520, 524, D. C.
213, 215, 217, 220, 413, 415, 417, 420, 613, 615, 617, 620, 624, Dx.
Glory (Parlor) Cobb Stove & Machine Co. & Century Stove Co. 1, 2, 3, Pl.
Gold Clarion (Range) Wood, Bishop & Co.
7, 8, 7B, 8B, Pl., & Da. Give date 1889, 1891 or 1895. Does grate draw out?
Gold Medal (Range) Noyes & Nutter Mfg. Co. 8-20, Pl., Da. & Tri.
Gold Medal Glenwood (Coal and Gas Range) Weir Stove Co.
Iron end not sent on an order for linings unless specially ordered.
8-18, 8-18, 8-218, Pl., Da. & Tri. Right end lining is iron.
80, 180, 280, Pl., Da. & Tri. Right end lining is iron.
Gold Standard (Range) White, Warner & Co.
7-100, 8-105, 8-110, 9-115, 7-41, 8-46, 8-51, 9-56, Pl., White, Da., Tri. & Dx.
Golden (Range) Taunton Iron Works. 7, 8, Pl. Front lining is iron.
See New Golden Range.
Golden Oak (Oak) Abendroth Bros. & Fox Furnace Co. 11, 13, 15, 17, 19, D. C.
Golden Gate (Range) White & Warner. 77, 88, Pl. & Magic.
Golden Rockford (Range) New England Stove Co. 7-18, 8-18, 8-20, Pl. & Tri.
Golden Waverly (Range) New England Stove Co. 7-18, 8-18, 8-20, Pl. & Tri.
Golden West (Range) Magee Furnace Co. 7-18, 8-18, 8-20, Pl. & Da.
Good Cheer (Wood Open Grate) Walker & Pratt Mfg. Co. 2, 3.

GOOD LUCK RANGES.

Somersworth Machine Co. Somersworth Foundry Co.

- See New Good Luck & Model Good Luck Ranges.
Good Luck (Range) Somersworth Machine Co. 7, 8, Pl. Is front lining iron or brick? Does the letter "B" appear on main front of stove under hearth?
Good Luck (Range) O. G. Thomas. 7-18, 8-18, 8-20, Pl.
Good Luck (Range) Campello Fdy. Co., Champion S. Co., and O. A. Train, 7, 8, Pl.
Good Luck B (Range) Somersworth Machine Co.
7-18, 8-18, 8-20, 9-20, Pl. & Tri.
Good Luck C (Range) Somersworth Machine Co.
7-18, 8-20, Pl. Size appears on fire end jamb.
Good Luck D (Range) Somersworth Foundry Co. 73, 83, 84, Pl., Magic, Da. & Tri.
Good Luck Grand (Range) Somersworth Machine Co.
7-18, 8-18, 8-20, 9-20, Pl. & Non.
Nos. 8-20, and 9-20 - Has plain grate thin or thick shank? See cuts.

GOOD LUCK GRAND PLAIN GRATES



Thin Shank Thick Shank

- Good Luck Harvard (Range) Somersworth Foundry Co. 8-20, 9-20, Pl., Da. & Tri. Da. & Tri. Grate - Is only one or are both bars shaker bars?
Good Luck Standard (Range) Somersworth Foundry Co. 8-20, 9-20, Pl., Da. & Tri. Da. & Tri. Grate - Is only one or are both bars shaker bars?
Good News (Parlor) Highland Foundry Co. Give date. 1, 2, Pl.

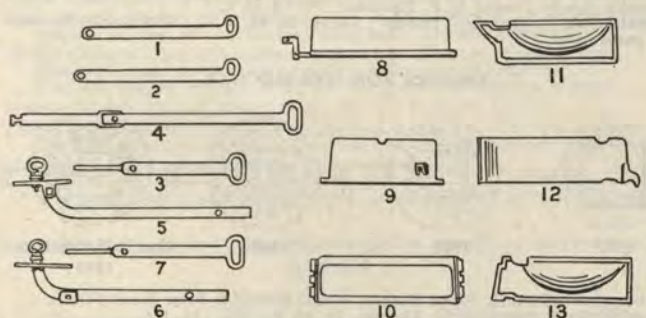
STOVE AND RANGE REPAIRS

GOOD NEWS RANGES. Highland Foundry Co.

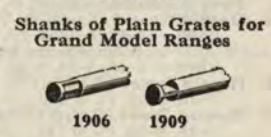
Give full name of range as follows:
Eastern Good News, New Good News, Prize Good News, Star Good News, etc.
Ranges are listed under their first names.

- 4 Good News B (Range) Highland Foundry Co. & Pratt & Wentworth. 7, 8, 9, Pl., Tri. & D. C. Give date. Has range a broiler door?
- 6 Good News C (Range) Highland Fdy. Co. When ordering brick tell style of grate. 7-18, 8-18, 7-20, 8-20, 9-20, 9-22, Pl., Tri. & D. C.
- 6 Good News D (Range) Highland Foundry Co. 7-18, 8-18, 8-20, 9-20, Pl. & Tri. When ordering brick tell style of grate.
- 6 Good News Grand (Range) Highland Foundry Co. Give date, 1890 or 1896. 7-18, 8-18, 8-20, 9-20, 9-24*, Pl. & Tri.
- 6 Goodrich (Range) Highland Foundry Co. 7, 8, 9, Pl. Is front lining iron or brick?
- 4 Good Times (Range) O. G. Thomas. 7, 8, Pl. Front lining is iron.
- 5 Gookin Favorite (Range) Union Stove Works. 8-18, 8-20, Pl. & Tri. Right end lining is iron.
Iron end not sent on order for linings unless specially ordered.
- 6 Gosnold (Range) Cobb Stove & Machine Co. & E. A. Dary. 7, 8, Pl.
- 6 Gothic (Parlor) S. M. Howes Co. & Keeley Stove Co. 10, 12, 14, D. C.
- 6 Governor Winthrop (Range) Dighton Furnace Co. 7-18, 8-18, 8-20, 9-20, Pl. & D. C. When ordering brick tell style of grate.
- 6 Governor Winthrop B (Range) Dighton Furnace Co. 7-18, 8-18, 8-20, 9-20, Pl., Tri. & D. C. When ordering brick tell style of grate
- 6 Grand Oak (Oak) Cleveland Co-op. Stove Co. 11, 13, 15, 17, 19, D. C.
- 6 Grand Oak (Oak) Snyder & Baker Stove Works. 511, 513, 515, 517, 519, 521, D. C.
- 5 Grand Apollo (Range) Buckwalter Stove Co. Right end lining is iron.
Iron end not sent on order for linings unless specially ordered.
7, 78, 8, 89, 107, 178, 108, 189, 207, 278, 208, 289, Pl. & D. C.
307, 378, 308, 389, 407, 478, 408, 489, Pl. & D. C.
- 6 Grand Army (Range) Somersworth Machine Co. 7-18, 8-20, Pl.
- 6 Grand Bay State (Range) Barstow Stove Co. 7-18, 8-18, 8-20, 9-20, Pl. & D. C.
- 5 Grand Cable (Range) E. B. Colby & Co. Right end lining is iron.
Iron end not sent on order for linings unless specially ordered.
107, 118, 108, 119, D. C. & Pl.
- 4 Grand Central (Brick Set Range) Magee Furnace Co. 2*, 3*, 4*, 5†, Pl. & D. C.
- 6 Grand Craftsford (Range) O. G. Thomas. Give date. 7-18, 8-18, 8-20, 9-20, Pl. & Tri.
- 6 Grand Crescent (Range) O. G. Thomas & H. N. Clark Co. Give date. 1898 — 7-18, 8-18, 8-20, 9-20, Pl. & Tri.
1901 & 1905 — 7-18, 8-18, 8-20, 9-20, Pl., Tri. & Da.
In ordering dampers, etc., give pattern. See cuts.
- 6 Grand Ferdinand (Range) O. G. Thomas. Give date. 7-18, 8-18, 8-20, 9-20, Pl. & Tri.
- 6 Grand Fireside (Range) O. G. Thomas. Give date. 1898 — 7-18, 8-18, 8-20, 9-20, Pl. & Tri.
1901 & 1905 — 7-18, 8-18, 8-20, 9-20, Pl., Tri. & Da.
In ordering dampers, etc., give pattern. See cuts.
- 6 Grand Glenwood (Range) Weir Stove Co. When ordering brick tell style of grate. 7, 80, 8, 90, Tri. & D. C. (No plain grate.)
See cuts under Glenwood Grand.
- 6 Grand Glenwood (Square Parlor) Weir Stove Co. 102, 103, D. C.
- 4 Grand Harvard (Coal and Gas Range) Somersworth Foundry Co. 118, 119, 120, 218, Pl. & Tri.
Front lining is iron. Not sent on an order for linings unless specially ordered.
- 6 Grand Herald (Range) O. G. Thomas. Give date. 1898 — 7-18, 8-18, 8-20, 9-20, Pl. & Tri.
1901 & 1905 — 7-18, 8-18, 8-20, 9-20 Pl., Tri. & Da.
In ordering dampers, etc., give pattern. See cuts.

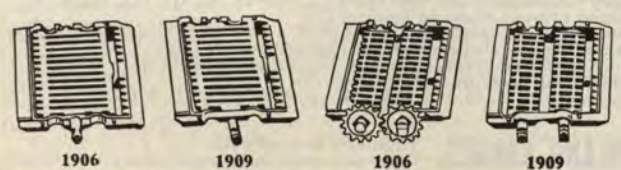
GRAND HERALD, GRAND CRESCENT AND GRAND FIRESIDE RANGES
Oven Dampers, Damper Rods, Damper Frames and Cured Flue Plates.



- Grand Homestead (Square Parlor) S. M. Howes Co. 10, 12, 14*, D. C.
- Grand Model (Range) Pilgrim Foundry Co. Give date on shank plate.
1906 — 7-18, 8-18, 8-20, Pl., Da. & Magic.
1909 — 7-18, 8-18, 8-20, Pl. & Da.
End linings — Are they iron or brick?
Grate beds — Give date. See cuts.
Shank Plate and Right End Guard — Are they cast together or separate?
Dockash Grate — Is one or both bars shaker bars?



GRATES FOR GRAND MODEL RANGES



- 6 Grand Mohawk (Range) Burden-Bryant Co. 8-18-1, 108-20-1, 208-20, Pl., Da. & Tri.
- 6 Grand Oak (Range) No. Dighton Co-operative Stove Co. 7-18, 8-18, 8-20, Pl., Tri. & D. C. When ordering brick tell style of grate.
- 6 Grand Oak (Range) Eagle Stove Foundry Co. 7-18, 8-18, 8-20, Pl. & Tri.
- 6 Grand Oak (Range) Wood & Bishop Co. 8, Pl. & Da.
- 6 Grand Oakland (Range) No. Dighton Co-operative Stove Co. 7-18, 8-18, 8-20, Pl., Tri. & D. C. When ordering brick tell style of grate.
- 6 Grand Oakland (Square Parlor) No. Dighton Co-op. Stove Co. 10, 12, 14*, D. C.

- 6 Grand Pawtucket (Range) Barstow Stove Co. 70-18, 80-18, 80-20, Pl. & D. C.
- 6 Grand Prize (Range) Taunton Iron Works. 7-18, 8-18, 8-20, 9-20, Pl., Da., Tri. & D. C. When ordering brick tell style of grate.
- 6 Grand Prize A (Range) Taunton Iron Works. 7-18, 8-18, 8-20, 9-20, Pl., Da., Tri. & D. C. When ordering brick tell style of grate.
- 6 Grand Puritan (Range) Pilgrim Foundry Co. Give date on shank plate. 7-18, 8-18, 8-20, Pl., Da. & Magic. Are end linings iron or brick?
- 6 Grand Quaker (Range) Taunton Iron Works. 7-18, 8-18, 8-20, 9-20, Pl., Da., Tri. & D. C. When ordering brick tell style of grate.
- 6 Grand Rapid (Parlor) New York Stove Works. 10, 11, 12, 14*, D. C.
- 4 Grand Standard (Coal and Gas Range) Somersworth Foundry Co. 118, 119, 120, 218, Pl. & Tri.
Front lining is iron. Not sent on an order for linings unless specially ordered.
- 6 Grand Sunburst (Range) O. G. Thomas. Give date. 7-18, 8-18, 8-20, 9-20, Pl., Da. & Tri.
- 6 Grand Windsor (Range) Dighton Furnace Co. 7-18, 8-18, 8-20, 9-20, Pl. & Tri.
- 6 Grand Winthrop (Range) Dighton Furnace Co. and Dighton Foundry Co. 7-18, 8-18, 8-20, 9-20, Pl. & Tri. Give date 1900, 1906, 1908 or 1911.
- 4 Granger (Range) Cove Foundry & Machine Co. 7, 8, Pl. Front lining is iron.
- 6 Granite Peninsular (Range) Peninsular Stove Co. 7-18, 8-18, 7-19, 8-19, 9-19, 8-21, 9-21, D. C. & D. C. Give letter K, M or N if any. 67-18, 68-18, 67-19, 68-19, 69-19, 68-21, 69-21, D. C. & D. C. Give letter A, if it appears.
- 6 Grant (Range) O. G. Thomas. 7-18, 8-18, 8-20, Pl. See New Grant Range.
- 6 Great Oak (Oak) Union Stove Works. 11, 13, 15, 17, D. C.
- 6 Grecian (Range) Somerset Co-op. Foundry Co. 7-18, 8-18, 8-20, Pl. & Tri. When ordering brick tell style of grate. Has elbow waterfront only. End linings to fit waterfront are iron. See New Grecian Range.
- 6 Grecian Apollo (Range) Buckwalter Stove Co. Is range blacked or enameled? 407, 478, 408, 489, 507, 578, 508, 589, D. C. Right end lining is iron on blacked ranges, but on enameled ranges lining is all brick. Iron end not sent on an order for linings unless specially ordered.
- 6 Greenwood (Range) Somerset Stove Foundry Co. 7-18, 8-18, 8-20, Pl., Tri. & Tri. When ordering brick tell style of grate. Has elbow waterfront only. End linings to fit waterfront are iron.
- 6 Greenwood (Range) New England Stove Co. 7-18, 8-18, 8-20, Pl., Tri. & D. C. When ordering brick tell style of grate.
- 6 Greenwood (Range) Leonard Co-op. Foundry Co. 7-18, 8-18, 8-20, Pl.
- 6 Greenwood (Range) Biddeford Stove Foundry. 8-20, Pl.
- 6 Greenwood (Parlor) Somersworth Machine Co. 2, 3, 4, D. C.
- 6 Gresley Grand (Range) O. G. Thomas. 7-18, 8-18, 8-20, 9-20, Pl. & Tri.
- 6 Gresley Herald (Range) O. G. Thomas. 7-18, 8-18, 8-20, 9-20, Pl. & Tri.
- 6 Groveland (Parlor) Groveland Foundry Co. 13, 15, 17, D. C.
- 6 Groveland (Range) Groveland Foundry Co. 7, 80, 8, Pl. Give dimensions of oven. See New Groveland Range.
- 6 Grover (Range) O. G. Thomas. 7, Pl. Has range 5 or 6 holes?
- 6 Guarantee (Range) Taunton Iron Works. 7, 8, Pl. Front lining is iron.
- 5 Guaranteed Stewart (Range) Fuller & Warren Co. Right end lining is iron. Iron end not sent on an order for linings unless specially ordered. 07-18, 08-18, 08-20, 09-20, Da., Tri. & D. C.
- 6 Guilford (Range) Leonard & Baker Stove Co. 8-18, 8-20, Pl., Da., Tri. & D. C.
- 6 Guilmet A (Range) Portland Stove Foundry Co. 7-18, 8-18, 8-20, Pl., Da. & Tri. When ordering brick tell style of grate.
- 6 Guilmet Grand (Range) Portland Stove Foundry Co. 7-20, 8-20, Pl., Da. & Tri. When ordering brick tell style of grate.
- 2 Gurney (Laundry) Gurney & Co. 9, Pl.
- 2 Gurney Climax (Range) Gurney & Co. Front and end linings are iron. 7-14, 7-16, 8-16, 7-18, 8-18, 9-18, Pl., Da. & D. C.
- 2 Gurney Grand (Range) Gurney & Co. Front and end linings are iron. 7-16, 8-16, 7-18, 8-18, 9-18, 8-20, 9-20, Pl., Da. & D. C.
- 5 Gurney Ideal (Range) Gurney & Co. Right end lining is iron. 6, 17, 7, 18, 37, 8, Pl. 66, 67, 77, 78, 27, 88, D. C.
- 6 Gurney Marvel (Range) Gurney & Co. 7, 18, 8, 19, Tri.
- 6 Gypsy Glenwood (Parlor) Weir Stove Co. 10, 12, 14, D. C. Legs — Are legs bolted to bottom or set into slots?
- 6 Haines (Range) Leonard & Baker Stove Co. 8-18, 8-20, Pl., Da., Tri. & D. C.
- 6 Hamilton (Range) Cobb Stove & Machine Co. 7, 8, Pl.
- 5 Hamilton (Double Oven Range) Barstow Stove Co. Front lining is iron. 1, 10, Duplex. Has it a flat or a double elbow waterback. Brick—Special Price.
- 6 Hamlet A (Range) Dighton Furnace Co. 7-18, 8-18, 8-20, Pl. & Tri. When ordering brick tell style of grate.
- 6 Hamlet B (Range) Dighton Furnace Co. 7-18, 8-18, 8-20, Pl., Tri. & Tri. When ordering brick tell style of grate. See New Hamlet B Range.
- 6 Hamlet Grand (Range) Dighton Furnace Co. 7-18, 8-18, 8-20, Pl. & Tri. When ordering brick tell style of grate.
- 4 Hampshire (Range) S. M. Howes Co. & Saugatuck Iron Works. 7, 8, Pl. Front lining is iron.
- 6 Hampton (Range) Dighton Furnace Co. 7, 8, Pl.
- 6 Hancock (Range) O. G. Thomas. 7-18, 8-18, 8-20, Pl.
- 6 Hanover (Range) W. P. B. Brooks & Co. & O. G. Thomas. 7-18, 8-18, 8-20, Pl.
- 6 Hanover (Range) Highland Foundry Co. 7-18, 8-18, 8-20, 9-20, Pl. & Tri. When ordering brick tell style of grate.
- 5 Hanover (Range) Ford Foundry Co. 8, 9, Pl. & Da. Right end lining is iron. Iron end not sent on an order for linings unless specially ordered.
- 6 Hanover Grand (Range) Pilgrim Foundry Co. Give date on shank plate. 7-18, 8-18, 8-20, Pl., Da. & Magic.
- 6 Hanover Special (Range) Leonard & Baker Stove Co. 8-18, 8-20, Pl., Da., Tri. & D. C.
- 6 Happy Home (Range) Somersworth Foundry Co. Has range a Handy Feed? 7-18-03, 8-28-03, 8-20-3, 7-18-3, 828-4, 8-20-3, Pl., Magic, & Da. Has range a front guard? Is back post clamp heavy or light? Are end linings iron or brick?
- 6 Happy Home (Range) Somerset Stove Foundry Co. 7-18, 8-18, 8-20, 7-118, 8-118, 8-201, Pl., Da. & Tri.
- 4 Happy Novelty (Range) A. Cox Stove Co. End linings are iron. Iron ends not sent on an order for linings unless specially ordered. 76-14, 86-14, 76-16, 86-16, 86-18, 96-18, Pl. & D. C.
- 6 Happy Thought (Range) O. G. Thomas. 7-18, 8-18, 8-20, Pl., Da. & Tri. When ordering brick tell style of grate.
- 6 Happy Thought (Range) Pittston Stove Co.
- 6 Hardwick's Radio (Oak) Hardwick Stove Co. 23, 25, 27, D. C.
- 6 Harmony (Water Stove) Caskey & Keen Inc. 5, 10, Tri.
- 6 Harmony (Parlor) O. G. Thomas. 11, 12, Pl.
- 6 Harmony (Parlor) Floyd, Wells & Co. 10, 11, 12, 14, D. C.

STOVE AND RANGE REPAIRS

- 6 **Harmony (Range)** O. G. Thomas. 7-18, 8-18, 8-20, Pl.
- 6 **Harmony (Range)** Smith & Anthony S. Co. 7-18, 8-18, 8-20, 9-20, Pl. & Rx.
- 6 **Harmony Grand (Range)** O. G. Thomas. 7-18, 8-18, 8-20, Pl.
- 6 **Harris (Range)** Taunton Iron Works. 7-18, 8-18, 7-20, 8-20, 9-24*, Pl.
- 6 **Harris (Range)** Weir Stove Co. 6, 7, 7 1/2, 8, Pl. *Has range 5 or 6 holes!*
- 6 **Harris B (Range)** Weir Stove Co. *When ordering brick tell style of grate.*
6, 6 1/2, 7, 7 1/2, 8, 9, Pl., Magic, Tri. & Dx. *Give date.* 9 1/2*, Pl. & Tri.
- 6 **Harry Alex Grand (Range)** Pilgrim Foundry Co. *Give date on shank plate.*
7-18, 8-18, 8-20, Pl., Magic & Da.
- 6 **Hartford (Range)** No. Dighton Co-operative Stove Co.
7-18, 8-18, 8-20, Pl., Tri., Dx. & D. C.
When ordering brick tell style of grate.
- Harvard (Parlor)** Boston Furnace Co. 10, 12, 14*, 16 1/2*, D. C.
- Harvard (Parlor)** Spicer & Peckham. 1, 2, 3, Pl.
11, 13, 15, 18*, Pl., D. C. & Ringen. 110, 130, 150, 180, D. C. & Ringen.
- Harvard B (Parlor)** Spicer & Peckham. 10, 12, 14, Pl.
- Harvard Oak (Oak)** Somersworth Foundry Co. 12, 14, 16, 18, 20, D. C.
Nos. 16 and 18 — Has firepot a brick or iron lining?
- Harvard (Open Grate)** Fuller & Warren Co. 1*, 2*, 3 1/2*.

HARVARD RANGES. Somersworth Foundry Co.

Give full name of range as follows

- | | | |
|-------------------|---------------|---------------|
| Cabinet Harvard | Grand Harvard | Regal Harvard |
| Dual Harvard | Home Harvard | Royal Harvard |
| Gem Harvard | Ideal Harvard | etc. |
| Good Luck Harvard | Model Harvard | |

Ranges are listed under their first names.

If range has enamel finish be sure to so state.

Harvard (Range) Somersworth Foundry Co.


Give full number that appears on top of range.

7-18-03, 8-18-03, 828-03, 7-18-4, 828-4, Pl., Magic, Da. & Tri.

7-18-0, 8-18-0, 828-0, 7-18, 828, Pl., Magic, Da. & Tri.

72, 81, 82, 72 H. F., 82 H. F., Pl., Magic, Da. & Tri.

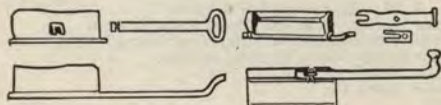
Has range a Handy Feed? See cut.
Oven Dampers and Rods — State style wanted.
See cuts.
Dockash or Tri Beds — State style wanted. See cuts.



Handy Feed

Used on Harvard Ranges

REPAIR PARTS FOR HARVARD RANGES



Oven Dampers and Rods

- 6 **Harvard (Range)** O. G. Thomas. 7-18, 8-18, 8-20, Pl.
- 4 **Harvard (Range)** T. Gaffney & Co. & Leonard Co-op. Foundry Co. 7, 8, Pl. *Front lining is iron.*
- 6 **Harvard (Range)** D. W. Cushing & White, Walker & Co. 77, 88, Pl. & Magic.
- 4 **Harvard (Range)** D. W. Cushing & Union Furnace Co. 7, 8, Pl. *Front lining is iron.*
- 6 **Harvard B (Range)** Somersworth Foundry Co. *Give full number that appears on top of range.*
7-18-03, 8-18-03, 828-03, 7-18-4, 828-4, Pl., Magic, Da. & Tri.
7-18-0, 8-18-0, 828-0, 7-18, 828, Pl., Magic, Da. & Tri.
72, 81, 82, 72 H. F., 82 H. F., Pl., Magic, Da. & Tri.
Has range a Handy Feed? See cut.
Oven Dampers and Rods — State style wanted. See cuts.
Dockash or Tri. Beds — State style wanted. See cuts.
- 6 **Harvard E (Range)** Somersworth Foundry Co. *Give full number that appears on top of range.*
7-18-03, 8-18-03, 828-03, 7-18-4, 828-4, Pl., Magic, Da. & Tri.
7-18-0, 8-18-0, 828-0, 7-18, 828, Pl., Magic, Da. & Tri.
72, 81, 82, 72 H. F., 82 H. F., 83, 84, 85, 86, Pl., Magic, Da. & Tri.
Has range a Handy Feed? See cut.
Oven Dampers and Rods — State style wanted. See cuts.
Dockash or Tri. Beds — State style wanted. See cuts.
- 6 **Harvard F (Range)** Somersworth Foundry Co. 73, 83, 84, Pl., Magic, Da. & Tri.
- 6 **Harvard G (Range)** Somersworth Foundry Co. 84 H. F., 86 H. F., Pl., Magic, Da. & Tri.
- 5 **Harvard Banner (Range)** Baxter Stove Co. & Gurney & Co. *Right end lining is iron. Iron end not sent on an order for linings unless specially ordered.*
7-14, 7-16, 8-16, 7-18, 8-18, 8-20, 9-20, Pl., Da. & Dx.
27-16, 28-16, 27-18, 28-18, 28-20, 29-20, Pl., Da. & Dx.
- 6 **Harvard Grand (Range)** Somersworth Foundry Co. 7-18-03, 828-03, 8-20-03, 7-18-3, 828-3, 8-20-3, Pl., Magic & Da.
Has range a Handy Feed? Are nickel rails bolted or removable?
- 5 **Harvard Grand (Range)** Baxter Stove Co. & Gurney & Co. *Right end lining is iron. Iron end not sent on an order for linings unless specially ordered.*
27-16, 28-16, 27-18, 28-18, 28-20, 29-20, Pl., Da. & Dx.
- Harvest (Parlor)** O. G. Thomas. 10, 12, Pl. & D. C.
- Harvest (Parlor)** Somerset Co-op. Foundry Co. 2, 3, Pl.
- 6 **Harvest (Range)** Somerset Co-op. Foundry Co. 7, 8, Pl. & Dx.
- 6 **Harvest (Range)** O. G. Thomas. 7-18, 8-18, 8-20, Pl.
- 6 **Harvest B (Range)** O. G. Thomas. 7-18, 8-18, 8-20, Pl.
- 6 **Harvest Grand (Range)** Warren Foundry Co. 7-18, 8-20, Pl.
- 6 **Harvest Home (Range)** Somerset Stove Fdy. Co. 7-18, 8-18, 8-20, Pl., Da. & Tri.
- 6 **Harvest Home A (Range)** Somerset Stove Foundry Co. 7-18, 8-18, 8-20, 7-118, 8-118, 8-201, Pl. & Tri.
When ordering brick tell style of grate.
- 6 **Harvester (Range)** Spicer & Peckham. 7, 8, Pl.
- 6 **Harvey (Range)** Eagle Stove Foundry Co. 7, 8, Pl.
- 6 **Harwood (Range)** Weir Stove Co. 6, 7, 7 1/2, 8, Pl. *Has range 5 or 6 holes!*
- Hawthorne (Parlor)** Reading Stove Works. 10, 11, 12, 110, 111, 112, Pl. 14, 16, 114, 116, D. C.
- 6 **Hayden (Range)** Somerset Co-op. Foundry Co. 7, 8, Pl. & Dx.



Dockash Grate Frames
Old Pattern New Pattern
Notice the Clamps.

HERALD RANGES.

O. G. Thomas. Give full name of range as follows:

- | | | | |
|-----------------|-------------------|----------------|---------------------|
| Champion Herald | Empire Herald | New Herald | Royal Herald |
| Classic Herald | Favorite Herald | Our Herald | Ruby Herald |
| Cosy Herald | Gem Herald | Pearl Herald | Star Herald |
| Crown Herald | Grand Herald | Perfect Herald | Supreme Herald |
| Crown Herald E | Model Herald | Prize Herald | Times Herald |
| Eastern Herald | Model Home Herald | Rival Herald | Victor Herald, etc. |
- Ranges are listed under their first names.
If range has enamel finish be sure to so state.

GRATES FOR HERALD RANGES

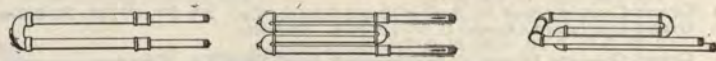


PLAIN

DOCKASH

TRIANGULAR

COILS FOR HERALD RANGES



2 Pipe Front Coil
(No. 2 Coil)

4 Pipe Front Coil
(No. 4 Coil)

5 Pipe Extension Coil
(No. 5 Coil)

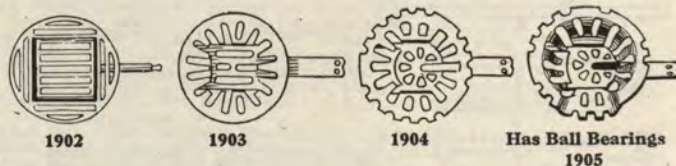
- 6 **Herald (Range)** O. G. Thomas. 7-18, 8-18, Pl.
- 6 **Herald (Range)** Portland Stove Foundry Co. 7-18, 8-18, 8-20, Pl. & Tri. *When ordering brick tell style of grate.*
- 5 **Herald (Range)** March, Brownback Stove Co. *Right end lining is iron. Iron end not sent on an order for linings unless specially ordered.*
7, 17, 8, 18, Pl. & Dx.
- 6 **Herald B (Range)** O. G. Thomas. 7-18, 8-18, 8-20, 9-20, Pl., Tri., Dx. & D. C. *When ordering brick tes style of grate.*
- 6 **Herald C (Range)** O. G. Thomas. 7-16, 8-16, Pl. & Da. 7-18, 8-18, 8-20, 9-20, Pl., Da. & Tri.
- 6 **Herald F (Range)** O. G. Thomas. 7-18, 8-18, Pl. & Da. 8-20, Pl., Da. & Tri.

HERALD PARLORS.

G. O. Thomas. Give full name as follows:

- | | | | |
|--------------|--------------|-------------|---------------------|
| Crown Herald | Home Herald | Our Herald | Star Herald |
| Gem Herald | Model Herald | Ruby Herald | Victor Herald, etc. |
- Stoves are listed under their first names.
Herald (Square Parlor) O. F. Thomas. 10, 12, D. C.
Herald Oak (Oak) O. G. Thomas. 12, 14, 16, 18, D. C. *Give date. See cut o grates below.*

GRATES FOR HERALD OAK



See Crown Herald, Home Herald, Model Herald & Prize Herald Oaks.

- Herald (Wood Parlor)** O. G. Thomas. 22, 24, 26, 122, 124, 126.
- Herald (Wood Parlor)** Somersworth Machine Co. 20, 22.
- Herald (Wood Box Stove)** S. M. Howes Co. 18, 22, 25, 28, 31, 35, 38.
- 6 **Herald Cabinet (Range)** O. G. Thomas. 7-18, 8-18, 8-20, 9-20, Pl., Da. & Tri.
- 6 **Herald Grand (Range)** O. G. Thomas. *Give date.*
1890 — 7-18, 8-18, 8-20, 9-20, Pl., Tri., Dx. & D. C.
When ordering brick tell style of grate.
1898 — 7-18, 8-18, 8-20, 9-20, Pl. & Tri.
- 6 **Herald Jewel (Range)** O. G. Thomas. 7-16, 8-16, Pl. & Da. 7-18, 8-18, 8-20, Pl., Da. & Tri.
- 5 **Herrup Jewel (Range)** Union Stove Works. 8-18, 8-20, Pl. & Tri. *Right end lining is iron. Iron end not sent on an order for linings unless specially ordered.*
- 6 **Heywood (Range)** Heywood Foundry Co. 7, 8, Pl.
See New Heywood Range.
Hickory Glenwood (Oak) Weir Stove Co. 13, 15, 17, 113, 115, 117, D. C.
Highland (Parlor) Highland Foundry Co. 1884 — 1, 2, Pl. 1895 — 10, 12, 14, D. C. 1896 Anti Clinker — 10, 12, 14, D. C.
Highland (Square Parlor) Highland Foundry Co. 1, D. C.
See Gem Highland, Jewel Highland & Rival Highland Parlors.
Highland Oak (Oak) Buckwalter Stove Co. 14, 16, 18, 28, 32, 36, 116, 118, 120, 132, 136, 140, D. C. & Dx.

HIGHLAND RANGES.

Highland Foundry Co. Give full name of range as follows:

- | | | |
|------------------|--------------------|---------------|
| Eastern Highland | New Highland Grand | Star Highland |
| New Highland | Prize Highland | etc. |
- Ranges are listed under their first names.
Highland (Range) Highland Foundry Co. 7, S8, 8, S9, 9, Pl., Tri. & Dx.
Give date. Has it a Broiler Door? Is front lining iron or brick?- 6 **Highland B (Range)** Highland Fdy. Co. *When ordering brick tell style of grate.*
7-18, 8-18, 7-20, 8-20, 9-20, 9-22, Pl., Tri. & Dx.
- 6 **Highland E (Range)** Highland Foundry Co. 7-18, 8-18, 8-20, Pl., Da. & Tri.
- 6 **Highland M (Range)** Highland Foundry Co. 7-18, 8-18, 8-20, Pl. & Tri.

STOVE AND RANGE REPAIRS

- 6 Highland Grand (Range) Highland Foundry Co. Give date. — 1890 or 1896.
7-18, 8-18, 8-20, 9-20, 9-24*, Pl. & Tri.
- Highland Jewel (Parlor) Highland Foundry Co. 1, 2, 3, 4, D. C.
- 6 High Rock (Range) M. A. Dary.
7-18, 8-18, 8-20, Pl. & Tri. When ordering brick tell style of grate.
- 6 Highrade (Range) Barstow Stove Co. 18-24, 81-24, Pl., Da., Tri. & Multiple.
- 6 Hill's Hustler (Range) Plymouth Foundry Co.
7-18, 8-18, 8-20, Pl., Magic, & Tri. When ordering brick tell style of grate.
- Hillsdale (Open Grate) Union Stove Works. 2, 3, Pl.
- Hit (Laundry) Union Stove Works.
9, 90, Pl. Does shank of grate come through side of stove?
- 6 Holker (Range) Weir Stove Co.
7, 80, 8, 90, Pl., Tri. & Da. When ordering brick tell style of grate.
- 6 Holker (Range) Leonard Co-op. Foundry Co. 7-18, 8-18, 8-20, Pl.
- 6 Hollis (Range) Weir Stove Co. 6, 7, 7 1/2, 8, Pl. Has range 5 or 6 holes?
- 6 Hollis No. 1 (Range) Weir Stove Co.
7, 80, 8, 90, Pl., Magic, Tri. & Dx. Be sure of style of grate.
Be sure to give correct size — 88 and 91 are dates, not sizes.
Does front clamp go through middle or over top of front brick?
- 6 Hollis No. 2 (Range) Weir Stove Co. When ordering brick tell style of grate.
6, 6 1/2, 70, 7, 80, 8, 90, Pl., Magic, Tri. & Dx.
- 6 Holway (Range) D. W. Cushing. 7, 8, Pl.
- 6 Home (Range) White, Warner & Co. 7-18, 8-18, 8-20, Pl.
- 6 Home (Range) Bangor Foundry & Machine Co. 7, 8, Pl.
- 6 Home (Range) Groveland Foundry Co. 7, 80, 8, Pl.
- 6 Home (Range) Floyd, Wells & Co. Front end lining is iron.
7, 8, Pl. & Dx. Right or left fire box?
- See New Home Ranges.
- Home (Parlor) White, Warner & Co. 12, 14, D. C.
- Home Oak (Oak) Peninsular Stove Co. 10, 12, 14, 16, 18, D. C.
- Home Atlantic (Wood Parlor) Portland Stove Foundry Co. 119, 122, 125.
- 6 Home Atlantic (Range) Portland Stove Foundry Co.
7-18, 8-18, 8-20, Pl., Da. & Tri. When ordering brick tell style of grate.
- 6 Home Atlantic B (Range) Portland Stove Foundry Co.
7-18, 8-18, 8-20, Pl., Da. & Tri. When ordering brick tell style of grate.
- 6 Home Atlantic C (Range) Portland Stove Foundry Co.
188, 208, Pl., Da. & Tri. When ordering brick tell style of grate.
- 6 Home Atlantic D (Range) Portland Stove Foundry Co.
D8-18, D8-20, Pl., Da. & Tri. When ordering brick tell style of grate.
- 6 Home Atlantic E (Range) Portland Stove Foundry Co.
E8-18, E8-20, Pl., Da. & Tri. When ordering brick tell style of grate.
- 6 Home Banquet (Range) Portland Stove Foundry Co.
7-18, 8-18, 8-20, Pl., Da. & Tri. When ordering brick tell style of grate.
- 6 Home Beacon (Range) Somersworth Foundry Co. Give full number on range.
7-18, 8-18, 8-20, Pl. & Da.
7-18-03, 8-18-03, 8-20-03, 7-18-3, 8-18-3, 8-20-3, Pl., Magic & Da.
Has range a Handy Feed? Da. Bars — Are both bars shaker bars?
- 6 Home Beauty (Range) No. Dighton Co-operative Stove Co.
7-18, 8-18, 8-20, Pl., Tri., Dx. & D. C. When ordering brick tell style of grate.
- 6 Home Beauty (Range) Dighton Furnace Co.
07-18, 08-18, 08-20, 09-20, 7-18, 8-18, 8-20, 9-20, Pl. & Tri.
- 6 Home Beauty (Range) Somerset Stove Fdy. Co.
7-18, 8-18, 8-20, 7-118, 8-118, 8-202, Pl. & Tri. When ordering brick tell style of grate.
- 6 Home Belmont (Range) Leonard & Baker Stove Co.
108-20X, Pl., Da., Tri. & Dx.
- Home Bengal (Range) Floyd-Wells Co.
70-14, 70-16, 80-16, 80-18, Tri. 76-14, 76-16, 86-16, 86-18, Dx.
- 6 Home Bradford (Range) Plymouth Stove Foundry Co.
7-18, 8-18, 8-20, Pl., Magic & Tri. When ordering brick tell style of grate.
- 6 Home Bradford (Range) E. A. Dary & Son. 108-20X, Pl., Da., Tri. & Dx.
- Home Bradford (Parlor) No. Dighton Co-op. Stove Co. 20, 30, 40*, D. C.
- 5 Home Cable (Range) E. B. Colby & Co. 7, 18, 8, 19, Dx. Right end lining is iron.
Iron end not sent on an order for linings unless specially ordered.
- 5 Home Canopy (Range) Buckwalter Stove Co. Front end lining is iron.
Iron end not sent on an order for linings unless specially ordered.
7, 8, 107, 108, Pl. & Dx. Is fire box on right or left hand side of oven?
- 6 Home Clarion (Range) Wood, Bishop & Co. 8-20, Pl. & Da.
- Home Comfort (Steel Range) Wrought Iron Range Co. Pl., Tri. & Dx.
Give correct number of range. Linings are iron No brick linings made for this range.
- 6 Home Crawford (Range) Walker & Pratt Mfg. Co.
7-18, 8-18, 8-20, 9-20, Pl., Da. & Triple.
Does date (1902) appear on wood door? Are nickel rails bolted or removable?

- Home Herald (Parlor) O. G. Thomas. 10, 12, 14*, D. C.
- Home Herald Oak (Oak) O. G. Thomas. 14, 16, 18, Tri.
- Home Herald (Wood Parlor) O. G. Thomas. 20, 22, 24, 26, 122, 124, 126.
- Home Ideal (Range) Raymond Mfg. Co. & Wincroft Stove Works.
7-14, 7-16, 8-16, 7-18, 8-18, 8-20, Pl. & Dx. Right end lining is iron.
Iron end not sent on an order for linings unless specially ordered.
- 6 Home Jewel (Range) Portland Stove Foundry Co. 8-20, Pl., Da. & Tri.
- 6 Home Kitchener (Single Oven Range) Magee Furnace Co. Give date.
67-18, 68-18, 68-20*, 69-20*, Da.
- 6 Home Model (Range) Spicer Stove Co. 7, 88, 8, 9, Pl.
- 5 Home Model (Range) S. M. Howes Co. Right end lining is iron.
Iron end not sent on an order for linings unless specially ordered.
7-16, 8-16, 7-18, 8-18, 8-20, 9-20, 71-16, 81-16, 71-18, 81-18, 81-20, 91-20,
72-16, 82-16, 72-18, 82-18, 82-20, 92-20, Pl. & Dx.
- Home Model (Parlor) Spicer Stove Co. 10, 12, 14, D. C.
- 4 Home Novelty (Range) A. Cox Stove Co. End linings are iron.
Iron ends not sent on an order for linings unless specially ordered.
76-14, 86-14, 76-16, 86-16, 86-20, 96-20, Pl. & Dx.
- 6 Home Oakland (Range) No. Dighton Co-op. Stove Co.
7-18, 8-18, 8-20, Pl. & Tri.
- 5 Home Pride (Range) S. M. Howes Co. Right end lining is iron.
Iron end not sent on an order for linings unless specially ordered.
7-14, 7-16, 7-16, 7-18, 8-18, 8-20, 9-20, 71-14, 71-16, 81-16, 71-18, 81-18,
81-20, 91-20, 72-14, 72-16, 82-16, 72-18, 82-18, 82-20, 92-20, Pl. & Dx.
- 4 Home Pride (Range) A. L. Canfield & Grander Stove Co. End linings are iron.
Iron ends not sent on an order for linings unless specially ordered.
37-16, 38-16, 37-18, 38-18, Pl. 73-16, 83-16, 73-18, 83-18, Tri.
75-16, 85-16, 75-18, 85-18, Dx. 18-20, Da.
- 4 Home Pride Grand (Range) A. L. Canfield & Grander Stove Co. End linings are iron.
Iron end not sent on an order for linings unless specially ordered.
18-20, 19-20, Da. 81-20, 91-20, Tri. 58-20, 59-20, Dx.
- 6 Home Prize (Range) No. Dighton Co-operative Stove Co.
7-18, 8-18, 8-20, Pl., Tri., Dx. & D. C. When ordering brick tell style of grate.
- 6 Home Queen (Range) Pilgrim Foundry Co. Give date on shank plate.
7-18, 8-18, 8-20, Pl., Magic & Da.
- 6 Home Royal (Range) Plymouth Foundry Co.
7-18, 8-18, 8-20, Pl., Magic & Tri. When ordering brick tell style of grate.
- Home Sparkle (Parlor) Portland Stove Foundry Co. 12, 15, D. C.
- 6 Home Standard (Range) Somersworth Foundry Co.
7-18-08, 8-18-08, Pl., Magic, Da. & Dx. Does oven damper handle extend through top or front of range?
8-20-7, 9-20-7, Pl., Magic, Da., Dx. & Tri. Is only one or are both bars shaker bars?
- 4 Home Stewart (Range) Fuller & Warren Co. End linings are iron.
Iron ends not sent on an order for linings unless specially ordered.
8-18, 8-20, 9-20, Da., Tri. & Dx. (No plain grate.)
- 5 Home Sunshine (Range) Reading Stove Works. Right end lining is iron.
Iron end not sent on an order for linings unless specially ordered.
6, 7, 8, 17, 18, 60, 61, 70, 71, 80, 81, 117, 118, 160, 170, 180, Pl. & Dx.
- 6 Home Treasure (Range) O. G. Thomas. 7-18, 8-18, 8-20, Pl.
- 6 Home Treasure (Range) M. A. Dary. 7-18, 8-18, 8-20, Pl.
- 5 Home Triumph (Range) Reading Stove Wks. Right end lining is iron. 7-16, 8-16.
7-18, 8-18, 9-18, 8-20, 9-20, 7-116, 8-116, 7-118, 8-118, 8-120, 9-120, Dx.
- 6 Home Union (Range) Dighton Furnace Co.
07-18, 08-18, 08-20, 09-20, 7-18, 8-18, 8-20, 9-20, Pl. & Tri.
- 6 Home Waverly (Range) New England Stove Co. 7-18, 8-18, 8-20, Pl. & Tri.
- 5 Home Wincroft (Range) Wincroft Stove Works. Right end lining is iron.
Iron end not sent on an order for linings unless specially ordered.
714, 716, 816, 818, 820, Pl. & Dx. 14U, 16U, 18U, 20U, 6742, 6862, 6882, Dx.
- 6 Home Winthrop (Range) Dighton Furnace Co.
07-18, 08-18, 08-20, 09-20, 7-18, 8-18, 8-20, 9-20, Pl. & Tri.
- 6 Home Woodford (Range) Leonard & Baker Stove Co. 108-20X, Pl., Da., Tri. & Dx.
- 6 Homer (Cannon) Buckwalter Stove Co. 33, 35, 37, 40, 135, 137, 140, Center Drop.
25, 27, 30, 43, 45, 47, 50, 145, 147, 150, Dx.
- 6 Homestead (Range) S. M. Howes Co.
7-18, 8-20, Pl. & Tri. When ordering brick tell style of grate.
See New Homestead & Prize Homestead Ranges.
- Homestead (Parlor) S. M. Howes Co. 13, 15, 17*, Pl. 20, 30, 40*, D. C.
- Homestead (Square Parlor) S. M. Howes Co. 12, 14, D. C.
See New Homestead and Grand Homestead Parlors.
- Homestead (Wood Cottage) S. M. Howes Co. 1, 2.
- Homestead Rival (Wood Cottage) S. M. Howes Co. 1, 2.
- 6 Homestead Star (Range) S. M. Howes Co.
7-18, 8-18, 8-20, Pl., Tri. & D. C. When ordering brick tell style of grate.
- 6 Honest Household (Range) White, Warner Co.
7-101, 8-106, 8-111, 9-116, Pl., White, Da., Tri. & Dx.
7-102, 8-107, 8-112, 9-117, Pl., White, Da., Tri. & Dx.
- 6 Honest Irving (Range) Floyd, Wells & Co.
7-18, 8-18, 8-20, 9-20, Dx. Right or left fire box?
- Hong (Laundry) Floyd, Wells & Co. 9, Pl.
- 4 Honor Stewart (4 Hole Range) Fuller & Warren Co. End linings are iron.
Iron ends not sent on an order for linings unless specially ordered.
8-18, 9-18, Tri., Da. & Dx.
- 6 Hooper's Leader (Range) Pilgrim Foundry Co. Give date on shank plate.
7-18, 8-18, 8-20, Pl., Magic & Da.
- Hoosac (Parlor) Walker, Pratt & Co. 10, 12, Pl.
- Hot Sunshine (Parlor) Reading Stove Works.
9, 10, 11, 12, 109, 110, 111, 112, Pl. 14, 16, 114, 116, D. C.
- Hotel Ranges. See Chilson & Model Hotel Ranges. Also see French Ranges.
- 6 Hotel (Range) S. M. Howes Co. 89, 9, Pl., & Tri. Brick — special price.
- 6 Hotel Household (Double Oven Range) White, Warner Co. 60*, Pl.
- 6 Hotel Household (Single Oven Range) White, Warner Co. 36R*, 36L*, Pl.
- 6 Hotel Kitchener (Double Oven Range) Magee Furnace Co. Give date.
10*, 100*, Da.
- Hotel Model Range. See Model Hotel Range.
- Hotel Stewart (Steel Range) Fuller & Warren Co.
Single Oven — 1-23P, 1-23S, 1-30P, 1-30S, Tri.
Double Oven — 2-18P, 2-18S, 2-20P, 2-20S, 2-23P., 2-23S, Tri.

WATERFRONTS FOR HOME CRAWFORD & HOME CRAWFORD ROYAL RANGES



Regular Waterfront



FULL Double Elbow Waterfront

No straight waterfront made for these ranges.

- 6 Home Crawford Royal (Range) Walker & Pratt Mfg. Co.
7-18, 8-18, 8-20, 9-20, Pl., Da. & Triple.
- 6 Home Crescent (Range) H. N. Clark Co. & No. Dighton Co-operative Stove Co.
7-18, 8-18, 8-20, Pl. & Tri.
- Home Crescent (Parlor) No. Dighton Co-op. Stove Co. 1, 2, 3*, 4, 5, 6*, D. C.
- Home Crescent (Parlor) O. G. Thomas. 10, 12, 14*, D. C.
- Home Crescent Oak (Oak) O. G. Thomas. 14, 16, 18, Tri.
- Home Crescent (Wood Parlor) O. G. Thomas. 20, 22, 24, 26, 122, 124, 126.
- Home Fireside (Parlor) O. G. Thomas. 10, 12, 14*, D. C.
- Home Fireside Oak (Oak) O. G. Thomas. 14, 16, 18, Tri.
- Home Fireside (Wood Parlor) O. G. Thomas. 20, 22, 24, 26, 122, 124, 126.
- Home Franklin (Open Grate) S. M. Howes Co. 1, 2.
- 6 Home Glendale (Range) Somerset Stove Foundry Co.
8-20, 8-201, 8-201C, Pl., & Tri. When ordering brick tell style of grate.
- Home Glenwood (Parlor) Weir Stove Co. 2, 3*, 4*, D. C.
- 6 Home Grand (Range) O. G. Thomas. 7-18, 8-18, 8-20, 9-20, Pl. & Tri.
- Home Grand (Range) Pilgrim Foundry Co. Give date on shank plate.
7-18, 8-18, 8-20, Pl., Da. & Magic. Are end linings iron or brick?
- See Bay State Home Grand & Glenwood Home Grand Ranges.
- 6 Home Harvard (Range) Somersworth Foundry Co.
7-18-08, 8-18-08, Pl., Magic, Da. & Dx. 8-20-7, 9-20-7, Pl., Magic, Da.,
Dx. & Tri. Does oven damper handle extend through top or front of range?
8-21, 700, Pl., Magic, Da., Dx. & Tri.
Da. & Tri. Grate — Is only one or are both bars shaker bars?

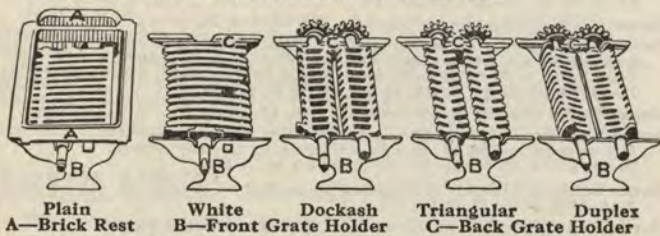
STOVE AND RANGE REPAIRS

HOUSEHOLD RANGES.

White, Warner Co. Give full name of range as follows:

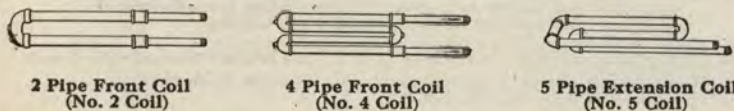
- | | | | |
|------------------|------------------|------------------|-------------------|
| Dairy Household | Marine Household | Rugby Household | Sorosis Household |
| Gem Household | New Household | Secure Household | Special Household |
| Honest Household | Our Household | Select Household | Superb Household |
| Ideal Household | Rival Household | Social Household | etc. |
- Ranges are listed under their first names.
If range has enamel finish be sure to so state.

GRATES FOR HOUSEHOLD RANGES



Most Household Ranges have no "grate bed" the grate is supported by "grate holders" and the brick by a "brick rest." If you order a "grate bed" or "grate frame" we will understand that a brick rest is wanted as this is the only bed or frame that the range has.

COILS FOR HOUSEHOLD RANGES



- Household (Round Parlor) White, Warner Co. 12, 14, D. C. 2, 3, 4, Pl. & D. C. 6, 7, 8*, D. C. 10, 12, 14, D. C. 11, 13, 15*, 17*, D. C. 101, 103, 105*, 201, 203, 205*, D. C. 122, 144*, 222, 244* D. C.
- Household (Square Parlor) White, Warner Co. 16, 18*, D. C.
- Household Oak (Oak) White, Warner Co. 12, 14, D. C. 16, 18, Tri. 120, 140, D. C. 160, 180, Tri.
- Household (Wood Parlor) White, Warner Co. 22, 24 (Plain Finish) 21, 23, 25, 210, 230, 250.
- Household (Wood Cottage) White, Warner Co. 1, 2.
- Household Portable Galvanized Oven. White, Warner Co. Coal or Wood? 400, 500, 600, 700.
- 6 Household (Range) White & Warner. 7, 8, 77, 88, Pl. & Magic. Has it an automatic or oscillating shelf? Look carefully and see if the word "New" does not appear on the name plate.
- 6 Household B (Range) White & Warner Co. 77, B80, 88, Pl. & Magic.
- 6 Household K (Range) White, Warner Co. 8-200, Pl., Da. & Tri.
- 6 Household 3 Fuel (Coal and Gas Range) White, Warner Co. 8-215, Da. & Tri.
- 5 Household Cabinet (Range) White, Warner Co. 7-180, 8-185, 8-190, 9-195, Pl., White, Tri. & Da. Right end lining is iron. Iron end not sent on an order for linings unless specially ordered.
- 6 Household Cabinet B (Range) White, Warner Co. 7-160, 8-165, 8-170, 9-175, 8-168, 8-172, Da. & Tri.
- 6 Household Charm (Range) White, Warner Co. 7-16, Pl. 7-18, 8-18, 8-20 8-118, 8-188, Pl. & Tri.
- 6 Household Comfort (Range) White, Warner Co. 7-62, 8-67, 8-72, 9-78, Pl., White, Da., Tri. & Dx.
- 6 Household Comfort B (Range) White, Warner Co. 7-62, 8-67, 8-72, 9-78, Pl., White, Da., Tri. & Dx.
- 5 Household Dairy (Range) White, Warner Co. 8-72, 9-78, 9-79, Pl., White, Da., Tri. & Dx. Left end lining is iron. Iron end not sent on an order for linings unless specially ordered.
- 5 Household Dairy B (Range) White, Warner Co. 8-72, 9-78, 9-79, 9-179, Pl., White, Da., Tri. & Dx. Left end lining is iron. Iron end not sent on an order for linings unless specially ordered.
- 6 Household Dream (Range) White, Warner Co. 7-42, 8-47, 8-52, 9-57, Pl., White, Da., Tri. & Dx.
- 6 Household Gem (Range) White, Warner Co. 7-18, 8-18, 8-20, Pl., White, Tri. & Dx. When ordering brick tell style of grate.
- 6 Household Grand (Range) White, Warner Co. 7-60, 8-65, 8-70, 9-75, Pl., White, Tri. & D. C. When ordering brick tell style of grate.
- 6 Household Home (Range) White, Warner Co. 7-160, 8-165, 8-170, 9-175, 8-172, Pl., White, Da., Tri. & Dx. See Honest Household Range.
- 6 Household Honest B (Range) White, Warner Co. 7-102, 8-107, 8-112, 9-117, Pl., White, Da., Tri. & Dx.
- 6 Household Ideal (Range) White, Warner Co. 7-160, 8-165, 8-170, 9-175, Pl., White, Da., Tri. & Dx. See Ideal Household Range.
- 6 Household King (Coal and Gas Range) White, Warner Co. 8-245, 8-246, Pl. & Tri.
- 6 Household Liberty (Coal and Gas Range) White, Warner Co. 36, 8-265, Pl., Da. & Tri.
- 6 Household Peach (Open Grate) White, Warner Co. 15 D. C.
- 6 Household Pearl (Coal and Gas Range) White, Warner Co. 7-200, 8-205, 8-206, Pl. & Tri.
- 6 Household Pet (Range) White, Warner Co. 630, 735, 737, 740, 845, Pl.
- 6 Household Pride (Range) White, Warner Co. 7-82, 8-87, 8-92, 9-97, Pl., White, Da., Tri. & Dx.
- 6 Household Queen (Range) White, Warner Co. 7-62, 8-67, 8-72, 9-78, Pl., White, Da., Tri. & Dx.
- 6 Household Radio (Range) White, Warner Co. 8-147, 8-152, Pl., Da. & Tri. When ordering brick tell style of grate.
- 6 Household Regal (Range) White, Warner Co. 7-140, 8-145, 8-150, 9-155, 8-148, 8-153, Pl., Da., Tri. & Dx. When ordering brick tell style of grate.
- 6 Household Reo (Range) White, Warner Co. 7-18, 8-18, Pl. & Tri.
- 4 Household Rival (Range) White, Warner Co. End linings are iron. Iron ends not sent on an order for linings unless specially ordered. 07-14, 07-16, 08-16, Pl. 07-18, 08-18, Pl. & Tri.
- 6 Household Royal (Range) White, Warner Co. 7-43, 8-48, 8-53, 9-58, Pl., White, Tri., Da. & Dx.

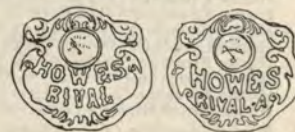
- 6 Household Rugby (Range) White, Warner Co. 7-11, 8-16, 8-22, 9-22, Pl., Da., Tri. & Dx. When ordering brick tell style of grate.
- 6 Household Rugby A (Range) White, Warner Co. 7-140, 8-145, 8-150, 9-155, 8-17, 9-19, 9-29, Pl., Da., Tri. & Dx. When ordering brick tell style of grate.
- 6 Household Rugby B (Range) White, Warner & Co. 7-140, 8-145, 8-150, 9-155, Pl., Da., Tri. & Dx. When ordering brick tell style of grate.
- 6 Household Rugby C (Range) White, Warner Co. 7-140, 8-145, 8-150, 9-155, 8-17, 9-19, 9-29, Pl., Da., Tri. & Dx. When ordering brick tell style of grate.
- 6 Household Star (Range) White, Warner Co. 740, 845, 850, 955, Pl., White, Tri. & Dx. When ordering brick tell style of grate.
- 4 Household Sunshine (Range) Reading Stove Works. Front lining is iron. 7-18, 8-18, 8-20, Pl. & Dx.
- Howard (Parlor) M. A. Dary. 2, 4, 12, 14, Pl.
- Howard (Parlor) Kingston Co-op. Foundry Co. 2, 3, Pl.
- 6 Howard (Range) O. G. Thomas. 7-18, 8-18, 8-20, Pl.
- 6 Howard (Range) Royal Bristol Co. 108, 8-20, Pl., Da. & Tri.
- 6 Howard (Range) Somerset Co-op. Foundry Co. 7-18, 8-20, Pl.
- 6 Howard Grand (Range) O. G. Thomas. 7-18, 8-18, 8-20, Pl.
- 6 Howes (Factory Base) S. M. Howes Co. 14 in., 16 in., 18 in., D. C.
- 6 Howes Globe (Globe) S. M. Howes Co. 109, 110, 112, 114, D. C.
- 6 Howes (Laundry) S. M. Howes Co. C, 10, 15, Pl. 11, Pl. 40A, 40B, Pl. 60F, D. C. 8x9-9, 8x9-99, 8x19-9, 8x19-99, D. C. Note - 8x9 or 8x19 appears on top of stove and 9 or 99 appears on cone.
- 6 Howes (Water Laundry) S. M. Howes Co. 8x9-9, 8x9-99, 8x19-9, 8x19-99, D. C.
- 6 Howes Oak (Oak) S. M. Howes Co. 143, 163, 183, Tri.

HOWES RANGES.

S. M. Howes Co.

- 5 Howes (Double Oven Range) S. M. Howes Co. 8-20*, 9-20*, 8-21*, 9-21*, D. C. Front lining is iron.
- 6 Howes (Hotel Range) S. M. Howes Co. 89, 9, Pl. & Tri. Brick - special price.
- 5 Howes Active (Range) S. M. Howes Co. & E. B. Colby & Co. 6, 7, 8, Pl. Right end lining is iron. Iron end not sent on an order for lining unless specially ordered.
- 6 Howes Advance (Range) S. M. Howes Co. Give date on shank plate. 7-18, 8-18, 8-20, Pl. & Da. Is right end lining iron or brick? Dockash Grate - Is only one or both bars shaker bars?
- 5 Howes Cabinet (Range) S. M. Howes Co. Front end lining is iron. 7, 8, 88, 9, 8-20B, Shell Bar. Is fire box on left or right side of oven?
- 5 Howes Crown (Parlor) S. M. Howes Co. 10, 11, 12, 14, D. C.
- 5 Howes Crown (Range) S. M. Howes Co. Right end lining is iron. Iron end not sent on an order for linings unless specially ordered. 627, 678, 628, 689, 699, Pl. & Dx.
- 6 Howes Daylight Duchess (Range) S. M. Howes Co. 7-18, 8-18, 8-20, 9-20, Pl., Da. & Tri.
- 6 Howes Daylight Monarch (Range) S. M. Howes Co. 7-18, 8-18, 8-20, 9-20, Pl., Da. & Tri.
- 6 Howes Daylight Queen (Range) S. M. Howes Co. 7-18, 8-18, 8-20, 9-20, Pl., Da. & Tri.
- 6 Howes Duchess (Range) S. M. Howes Co. 7-18, 8-18, 8-20, 9-20, Pl., Da. & Tri.
- 6 Howes Duchess F (Range) S. M. Howes Co. 7-18, 8-18, 8-20, Pl., Da. & Tri.
- 6 Howes Duchess G (Range) S. M. Howes Co. 7-18, 8-18, 8-20, Pl., Da. & Tri.
- 6 Howes Duchess Premier (Range) S. M. Howes Co. 7-18, 8-18, 8-20, 9-20, Pl., Da. & Tri.
- 6 Howes Gem (Parlor) S. M. Howes Co. 8, 9, 10, 11, 12, Pl.
- 6 Howes Gem (Oak) S. M. Howes Co. 11, 13, 15, 17, D. C.
- 6 Howes Grand (Range) S. M. Howes Co. Give full number on range. 7-18, 8-18, 8-20, Pl. & Da. 7-18-03, 8-18-03, 8-20-03, 7-18-3, 8-18-3, 8-20-3, Pl., Magic & Da. Has range a Handy Feed? Da. Bars - Are both bars shaker bars?
- 5 Howes Ideal (Range) S. M. Howes Co. Right end lining is iron. Iron end not sent on an order for linings unless specially ordered. 7-14, 7-16, 8-16, 7-18, 8-18, 8-20, Pl. & Dx.
- 6 Howes Lincoln (Range) S. M. Howes Co. 7-18, 8-18, 8-20, Pl., Da. & Tri.
- 6 Howes Model (Range) S. M. Howes Co. Give full number on top of range. 7-18-03, 8-18-03, 8-20-03, 7-18-3, 8-18-3, 8-20-3, Pl., Magic & Da. Has range a Handy Feed? Has range a front guard? Is back post clamp heavy or light? Are end linings iron or brick?
- 6 Howes Monarch (Range) S. M. Howes Co. 7-18, 8-18, 8-20, 9-20, Pl., Da. & Tri.
- 6 Howes Monarch F (Range) S. M. Howes Co. 108-20, 109-20, Pl., Da. & Tri.
- 6 Howes Monarch G (Range) S. M. Howes Co. 7-18, 8-18, 8-20, 9-20, Pl., Da. & Tri. 108-20X, Pl., Da. & Tri.
- 6 Howes Monarch Premier (Range) S. M. Howes Co. 7-18, 8-18, 8-20, 9-20, Pl., Da. & Tri.
- 5 Howes Pilot (Range) S. M. Howes Co. 627, 628, Pl. & Dx. Right end lining is iron. Iron end not sent on an order for linings unless specially ordered.
- 6 Howes Princess (Wood Parlor) S. M. Howes Co. 21, 23, 25.
- 6 Howes Queen (Range) S. M. Howes Co. 7-18, 8-18, 8-20, 9-20, Pl., Da. & Tri.
- 6 Howes Queen F (Range) S. M. Howes Co. 7-18, 8-18, 8-20, Pl., Da. & Tri.
- 6 Howes Queen G (Range) S. M. Howes Co. 7-18, 8-18, 8-20, 9-20, Pl., Da. & Tri.
- 6 Howes Queen Premier (Range) S. M. Howes Co. 7-18, 8-18, 8-20, 9-20, Pl., Da. & Tri.
- 6 Howes Rival (Range) S. M. Howes Co. Give full number of range. Are nickel rails bolted or loose? 7-18, 8-18, 8, Pl., Magic, Da. & Tri. 7-18-03, 8-18-03, 828-03, Pl., Magic, Da. & Tri. Does the letter "A" appear on name plate. See cut.
- 6 Howes Rival A (Range) S. M. Howes Co. 7-18, 8-18, 8-20, Pl., Magic & Da. Give date on shank plate.
- 5 Howes Royal (Range) S. M. Howes Co. Right end lining is iron. Iron end not sent on an order for linings unless specially ordered. 7-14, 7-16, 8-16, 7-18, 8-18, 8-20, Pl. & Dx.
- 6 Howes Supreme (Coal and Gas Range) S. M. Howes Co. 880, 880-2, Pl., Da., Tri. & Dx.
- 6 Howes Star (Parlor) S. M. Howes Co. 8, 9, 10, 11, 12, 14, D. C.
- 5 Howes Welcome (Double Oven Range) S. M. Howes Co. 8-20*, 9-20*, 8-21*, 9-21*, D. C. Front lining is iron.
- 5 Howes Welcome (Single Oven Range) S. M. Howes Co. 7, 8, 88, 9, Dx. Right end lining is iron.

HOWES RIVAL & HOWES RIVAL A NAME PLATES



Order ALL repairs from us whether found in the catalog or not, as we are constantly adding to our stock

STOVE AND RANGE REPAIRS

HUB RANGES.

Smith & Anthony Co.

We are the successors to this foundry and own the patterns which are still in existence.

HUB RANGES.

Smith & Anthony Co. Give full name of range as follows:

- | | | |
|-------------------------|--------------------------|----------------------|
| Art Hub | Marvel Hub | Prize Hub |
| Beacon Hub Ebony Finish | Model Hub | Queen Hub |
| Beauty Hub | Model Hub B | Regal Hub |
| Beauty Hub Ebony Finish | Model Hub C | Regal Hub B |
| Famous Hub | Model Hub E | Rex Hub |
| Gem Hub | Model Hub Ebony Finish | Rex Hub Ebony Finish |
| Gem Hub Ebony Finish | Monarch Hub | Rival Hub |
| Ideal Hub | Monarch Hub Ebony Finish | Royal Hub |
| Kitchen Queen Hub | New Hub | Royal Hub B. |
| Loyal Hub | New Union Hub | Star Hub |
| Magic Hub | Our Hub | Union Hub |
| Magic Hub Ebony Finish | Pearl Hub | Victor Hub, etc. |

GRATES FOR HUB RANGES



PLAIN



REFLEX



DOCKASH



TRIANGULAR



DUPLEX



MULTIPLE

HUB RANGES.

Barstow Stove Co. Give full name of range as follows:

- | | | |
|-------------------------|------------------------|------------------------|
| Beacon Hub Ebony Finish | Magic Hub | Model Hub Ebony Finish |
| Beauty Hub | Magic Hub Ebony Finish | Monarch Hub |
| Beauty Hub Ebony Finish | Marvel Hub | Monarch Hub Ebony |
| Gem Hub Ebony Finish | Model Hub | United Hub, etc. |


Ranges are listed under their first names.

If range has enamel finish be sure to so state.


We are the Boston Branch of the Barstow Stove Co., and carry a large stock of repairs for their goods.

We carry Hub Ranges and Parlor Stoves in stock. See pages 130 to 133 inclusive and 148.


COILS FOR HUB RANGES



4 Pipe Front Coil (No. 4 Coil)



5 Pipe Extension Coil (No. 5 Coil)

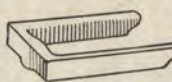


6 Pipe Front Coil (No. 6 Coil) (Used only in Monarch Hub Ranges)

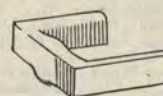


REVOLVING GRATE Used in 483, 503, and 553 HUB FRENCH RANGES

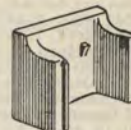
WATERBACKS FOR HUB FRENCH RANGES



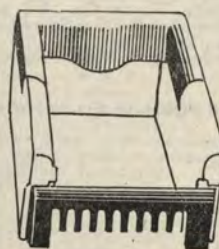
No. 1



No. 2



No. 3



Cut Showing Arrangement of Waterbacks, Brick and Front Grates in Fire Box of Range

- 6 Hub Elevated Combination (Coal and Gas Range) Barstow Stove Co. C-21*, C-22*, C-23*, C-24*, Multiple Grate. C-21E*, C-22E*, C-23E*, C-24E*, Multiple Grate

HUB PARLORS.

Smith & Anthony Co. & Barstow Stove Co.

Give full name as follows:

- | | | | |
|-------------|-----------|------------|------------------|
| Art Hub | Gem Hub | Modern Hub | Royal Hub |
| Crown Hub | Ivy Hub | Pearl Hub | Ruby Hub |
| Crystal Hub | Jewel Hub | Rival Hub | Superb Hub, etc. |

Stoves are listed under their first names.

Hub Parlor (Oval Parlor) Smith & Anthony S. Co. Give date. 11, 12, 13, 15, 18, Dual.

Hub Parlor (Round Parlor) Smith & Anthony S. Co. 1, 2, 3, Dual.

See Hub Cylinder & Hub Heater Parlors.

Hub Heater (Parlor) Smith & Anthony Co. Give date.

Old Pat. — 1, 2, 3, 5*, 6*, Dual.

1883 — 20, 30, 40, Dual.

1886 — Anti Clinker — 20, 30, 40, 50*, 60*, 70*, Dual.

Cast Iron — 12, 14, 16, 112, 114, 116, Dual.

15*, 17*, 19*, 115*, 117*, 119*, 215*, 217*, 219*, 315*, 317*, 319*, Tri.

Hub Base Heater (Parlor) Smith & Anthony Co. 111, 131, 151*, 112, 132, 152*, D.C.

Hub Cylinder (Parlor) Smith & Anthony S. Co. 9, 10, 11, 12, Pl.

Hub Oak (Oak) Smith & Anthony Co. 14, 16, 18, 20, 212, 214, 216, 218, 220, D. C. 312, D. C. 314, 316, 318, 320, Dx.

Hub Jr. Oak (Oak) Smith & Anthony S. Co. 12, 14, 17, 112, 114, 117, D. C.

Hub (Laundry) Smith & Anthony S. Co. 1, 6, Pl.

Hub Water Laundry & Water Stove listed in Furnace & Boiler Section.

Hub Wood Parlor (Wood Parlor) Smith & Anthony Co. 22, 24, 26.

Hub Ebony Finish (Wood Parlor) Smith & Anthony Co. 22, 24, 26.

6 Hub Grand (Range) Smith & Anthony S. Co. 7-18, 8-18, 8-20, 9-20, Pl., Rx., Tri. & Dx. 9-22*, Pl., Rx. & Tri.

6 Hub Grand B (Range) Smith & Anthony S. Co. 7-18, 8-18, 8-20, 9-20, Pl., Rx., Tri. & Dx.

6 Hub Junior (Range) Smith & Anthony S. Co. 7-18, 8-18, 8-20, 9-20, Pl. & Rx.

6 Hub Star (Air Tight) Smith & Anthony Co. 23, 27.

6 Hudson (6 Hole Range) Weir Stove Co. 6, 7, 7 1/2, 70, 8, Pl.

5 Hudson (Range) New York Stove Works & Mohegan Stove Co. 7, 8, Pl. & Tri. Right end lining is iron.

5 Hudson Cook (Range) New York Stove Works & Mohegan Stove Co. 7, 8, Pl. & Tri. Right end lining is iron.

5 Hudson (Range) New York Stove Works & Mohegan Stove Co. 7, 8, Pl. & Tri. Right end lining is iron.

6 Hustler (Range) Plymouth Foundry Co. 7-18, 8-18, 8-20, Pl., Magic & Tri. When ordering brick tell style of grate.

Hustler (Parlor) Union Stove Works. 9, 10, 11, D. C.

Hustler (Globe) W. H. Landers Co. 8, 9, 10, 11, 12, 14, Pl.

IDEAL RANGES.

No. Dighton Co-operative Stove Co.

Give full name of range as follows:

- | | | | |
|-------------|-------------|---------------|-------------------|
| Art Ideal | Elite Ideal | Modern Ideal | New Ideal |
| Belle Ideal | Model Ideal | Monarch Ideal | Prize Ideal, etc. |

Ranges are listed under their first names.

- 6 Ideal (Range) No. Dighton Co-operative Stove Co. 7-18, 8-18, 8-20, Pl., Tri., Dx. & D. C. When ordering brick tell style of grate.
- 6 Ideal (Range) Magee Furnace Co. 77, 78, 88, 89, Pl., Da. & Tri. 277, 278, 288, 289, 772, 872, 882, 982, 8-20, Pl., Da. & Tri. Right end lining for No. 5 coil is iron. Iron end not sent on an order for linings unless specially ordered.
- 6 Ideal (Wood Range) Magee Furnace Co. 622, 722, 822, 825, 827, 927.
- 6 Ideal A (Range) No. Dighton Co-operative Stove Co. 7-18, 8-18, 8-20, Pl., Tri., Dx. & D. C. When ordering brick tell style of grate.
- 6 Ideal (Round Parlor) Magee Furnace Co. 9, 10, 12*, 14*, Pl. & D. C.
- 6 Ideal (Square Parlor) Magee Furnace Co. 0, 1*, 2*, 3*, Pl., Da. & Shaking. Give date and dimensions of plain grate.
- 6 Ideal (Air Tight) H. N. Clark Co. 182, 202, 222, 242, 262, 418, 420, 422, 424, 426.
- 6 Ideal Oak (Oak) H. N. Clark Co. Size is on middle ring in rear of stove. 100, 110, 120, 130, 140, 150, 160, 170, 180, 190, 210, D. C. 310, 312, 314, 316, 318, 320, D. C.
- 6 Ideal Oak (Globe) Magee Furnace Co. 14, 16, 18, D. C.
- 5 Ideal Apollo (Range) Buckwalter Stove Co. Right end lining is iron. Iron end not sent on an order for linings unless specially ordered. 7, 78, 8, 89, 7-18, 8-18, 8-20, Pl. & Dx. Right or left hand fire box!
- 6 Ideal Atlantic (Range) Portland Stove Foundry Co. 7-20, 8-20, Pl., Da. & Tri. When ordering brick tell style of grate.
- 6 Ideal Banquet (Range) Portland Stove Foundry Co. 8-20, Pl., Da. & Tri.
- 6 Ideal Banquet G (Range) Portland Stove Foundry Co. 8-20, Pl., Da. & Tri.

QUALITY GOODS



RIGHT PRICES

STOVE PIPE, ELBOWS, ETC.

MADE IN OUR OWN FACTORY

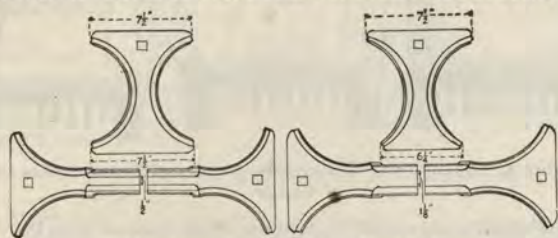
(See pages 90, to 95 of this catalog)

READ CAREFULLY THE DIRECTIONS ON PAGES 2 & 3

STOVE AND RANGE REPAIRS

- 5 Ideal Bengal (Range) Floyd-Wells Co. Right end lining is iron. Iron end not sent on an order for linings unless specially ordered. 7061, 8061, 7081, 8081, 8002, 9002, Tri. 7661, 8661, 7681, 8681, 9481, 8602, 9602, Dx.
- 6 Ideal Bradford (Coal and Gas Range) E. A. Dary & Son. 880, 880-2 Pl., Da., Tri. & Dx.
- Ideal Clarion (Wood Parlor) Wood, Bishop & Co. 21, 23, 25.
- Ideal Crescent (Parlor) H. N. Clark & Somersworth Foundry Co. 2, 3, 4, D. C.
- 6 Ideal Crescent (Range) H. N. Clark Co. & No. Dighton Co-operative Stove Co. 70-18, 80-18, 80-20, Pl., Da. & Tri. Are nickel rails bolted or removable?
- 6 Ideal Crescent (Coal and Gas Range) H. N. Clark Co. 880, 880-2, Pl., Da., Tri. & Dx.
- 6 Ideal Domestic (Range) Boston Furnace Co. 7-18, 8-18, 8-20, Pl., White, Tri. & Dx. When ordering brick tell style of grate.
- 6 Ideal Domestic (Parlor) White, Warner Co. 2, 3, 4, Pl. & D. C.
- 6 Ideal Fairmount (Range) Leonard & Baker Stove Co. 7-18, 8-18, 8-20, Pl., Da., Tri. & Dx. When ordering centers for 8-18, or 8-20, tell pattern wanted. See cuts.

LONG & SHORT CENTERS FOR 8-18 & 8-20 IDEAL FAIRMOUNT RANGE



Old Pattern New Pattern

When Long Center was widened, Short Center was shortened so that the end of New Pattern Short Center that fits into Long Center is narrower than at the other end.

- 6 Ideal Fireside (Range) O. G. Thomas. 7-18, 8-18, 8-20, 9-20, Pl., Da. & Tri. When ordering brick tell style of grate.
- 6 Ideal Glendale (Range) Somerset Stove Foundry Co. 7-18, 8-18, 8-20, 7-118, 8-118, 8-202, Pl. & Tri. No Da. Grate. When ordering brick tell style of grate.
- 4 Ideal Glenwood (4 Hole Range) Weir Stove Co. End linings are iron. Iron ends not sent on an order for linings unless specially ordered. 8-18, 9-18, 9-20, 108-18, 109-18, 109-20, Pl. & Tri.
- 6 Ideal Grand (Range) No. Dighton Co-operative Stove Co. 7-18, 8-18, 8-20, Pl., Tri., D. & D. C. When ordering brick tell style of grate. 7-18, 8-18, 8-20, Pl., Tri. & D. C. When ordering brick tell style of grate. Note: No. Dighton Co-op Stove Co. sold two different ranges named "Ideal Grand." In ordering repairs give the marks that appear on the inside of the wood door.
- 6 Ideal Harvard (Range) Somersworth Foundry Co. Has it a Handy Feed? 7-18, 8-18, 8-20, 72, 81, 82, 72H. F., 82H. F., 84H. F., Pl., Magic, Da. & Tri. Da. & Tri. Grate — Is only one or are both bars shaker bars? Ideal Homestead (Open Grate) S. M. Howes Co. 14, D. C.
- 6 Ideal Household (Range) White, Warner & Co. 760, 865, 870, 975, Pl., White, Tri. & D. C. When ordering brick tell style of grate. See Household Ideal Range.
- 6 Ideal Hub (Range) Smith & Anthony Co. 7-18, 8-18, 8-20, 9-20, Pl., Rx., Tri. & Dx.
- 6 Ideal Maine (Range) Noyes Stove Co. 8, Pl. & Da.
- 6 Ideal Oakland (Parlor) No. Dighton Co-op Stove Co. 20, 30, 40*, D. C.
- 6 Ideal New Era (Range) Yeager & Hunter Stove Co. 716, 816, 718, 818, 820, 920, Pl. & Da. 726, 826, 728, 828, 830, 930, Dx.
- 6 Ideal New Haven (Range) White, Warner & Co. 7-18, 8-18, 8-20, Pl., White, Tri. & Dx. When ordering brick tell style of grate.
- 6 Ideal Oak (Range) Eagle Stove Fdy. Co. & H. N. Clark Co. 7-18, 8-18, 8-20, Pl.
- 6 Ideal Plymouth (Range) Plymouth Foundry Co. 7-18, 8-18, 8-20, Pl., Magic & Tri. When ordering brick tell style of grate.
- 6 Ideal Quoddy (Range) Portland Stove Foundry Co. 7-20, 8-20, Pl., Da. & Tri. When ordering brick tell style of grate.
- 6 Ideal Republic (Range) White, Warner & Co. 760, 865, 870, 975 Pl., White, Tri. & D. C. When ordering brick tell style of grate.
- 6 Ideal Richmond (Range) Barstow Co. 708, Pl. See Somersworth Ideal Range.
- 6 Ideal Standard (Range) Somersworth Foundry Co. Has it a Handy Feed? 7-18, 8-18, 8-20, 72, 81, 82, 72H. F., 82H. F., 84H. F., Pl., Magic, Da. & T. Da. & Tri. Grate — Is only one or are both bars shaker bars?
- 6 Ideal Stewart (Range) Fuller & Warren Co. Front end lining is iron. 380, 408, 409, 318, 418, 419, 580, 608, 609, 518, 618, 619, 528, 628, 629, 538, 638, 639, 728, 828, 829, 838, 938, 939, 1-818, 1-820, 1-920. Tri. Left or right hand fire box?
- 6 Ideal Sunshine (Range) Reading Stove Works. 7, 8, 9, 17, 18, 19, 27, 28, 38, 7-16, 7-18, 8-18, 8-20, 9-20, 27-16, 27-18, 28-18, 28-20, 29-20, 18-7, 18-8, 20-8, 20-9, D. C. & Dx. (No plain grate.)
- 6 Ideal Waverly (Range) T. Gaffney & Co. 7-18, 8-18, 8-20, Pl., Magic & Tri. When ordering brick tell style of grate.
- 6 Ideal Winthrop (Range) Dighton Foundry Co. 7-18, 8-18, 8-20, Pl. & Dx. When ordering brick tell style of grate.
- I'm It (Globe) Manufacturers Foundry Co. 6, 7, 8, 9, 10, Pl.
- I'm It (Laundry) Manufacturers Foundry Co. 8, Pl.
- 6 Imperial (Range) Magee Furnace Co. Slate style of waterfront. See cuts. 77, 78, 88, 89, Pl., Da. & Tri. Waterfronts — Straight & Half Double Elbow. 770, 780, 880, 890, Pl., Da. & Tri. Waterfronts — 3 styles — See cuts. Right end lining for No. 5 Coil is iron. Iron end not sent on an order for linings unless specially ordered.

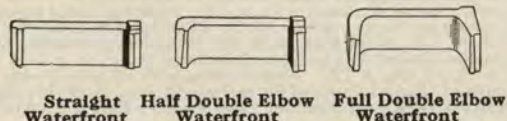
- 5 Imperial (Range) Mohegan Stove Co. Right end lining is iron. 7-05, 8-05, 7-12, 8-12, Pl. & Tri.
- 5 Imperial (Range) S. M. Howes Co. Right end lining is iron. Iron end not sent on an order for linings unless specially ordered. 8, 108, 208, 308, Pl. & Dx.
- Imperial (Parlor) Smith & Anthony Co. 27, 29, D. C.
- Imperial Oak Atlantic (Oak) Portland Stove Foundry Co. Is fire pot brick lined? 141, 161, 181, 201, 142, 162, 182, 202, 143, 163, 183, 203, 14B, 16B, 18B, D. C.
- 6 Imperial Beauty (Range) Somerset Stove Fdy Co. 7-18, 8-18, 8-20, Pl., Da. & Tri.
- 6 Imperial Clarion (Range) Wood, Bishop & Co. 8-20*, Pl. & Da.
- 6 Improved Arlington (Range) Gardner Chilson. Give date. 7, 8, Pl. When ordering grates for the 1875-1881 Range tell whether range has a waterfront or not, as the grates are different. See cuts on Page 14.
- 4 Improved Crown (Range) Lord & Stone. 8, 9, Pl. Front lining is iron.
- 6 Improved Kohler (Range) Leonard Co-op. Foundry Co. 7-18, 8-18, 8-20, Pl.
- 6 Improved Pallas (Range) Somerset Co-op. Foundry Co. 7, 8, Pl.
- 6 Improved Queen City (Range) Bangor Foundry & Machine Co. 8, 9, Pl.
- 6 Improved Well Done (Parlor) Highland Foundry Co. 2, 3, Pl.
- 6 India Sunshine (Range) Reading Stove Works. 17-18, 18-18, 18-20, 19-20, D. C. & Dx.
- 5 Invader (Range) Union Stove Works. Right end lining is iron. Iron end not sent on an order for linings unless specially ordered. 7-16, 8-18, 8-20, 9-20, Pl. & Da.
- Invader (Square Parlor) Union Stove Works. 1, 2, 3, 4, D. C.
- 6 Inwood (Range) Weir Stove Co. 6, 7, 7 1/2, 8, Pl. Has range 5 or 6 holes?
- Inwood (Parlor) Weir Stove Co. 2, 3, 4*, Pl.
- Iris (Globe) S. H. Howes Co. & W. M. Crane Co. 7, 8, 9, 10, 11, 12, Pl.
- 5 Iron King (Range) Floyd, Wells Co. Right end lining is iron. Iron end not sent on an order for linings unless specially ordered. 7-18, 8-18, Pl. & Dx. When ordering brick tell style of grate.
- Innsides (Globe) S. M. Howes Co. 10, 12, 14, Pl.
- Innsides (Wood Box Stove) Miles, Pratt & Co. 21, 25, 31, 38.

IRVING RANGES.

Floyd, Wells Co. Give full name of range as follows:

- | | | | |
|---------------|---------------|---------------|-------------------|
| Bright Irving | Family Irving | Marvel Irving | Splendid Irving |
| Choice Irving | Gem Irving | Queen Irving | Sure Irving |
| City Irving | Honest Irving | Select Irving | True Irving, etc. |
- Ranges are listed under their first names.
- 5 Irving (Range) Floyd, Wells Co. Right end lining is iron. 7, 80, 8, 90, 77, 78, 88, 99, 107, 178, 108, 189, Dx. 207, 278, 208, 289, 770, 780, 880, 890, 771, 781, 881, 891, Dx.
 - 6 Isaac C (Range) Taunton Iron Works. 7-18, 8-18, 8-20, Pl., Da. & Tri.
 - 6 It (Parlor) Abendroth Bro., H. N. Clark Co. & S. M. Howes Co. 8, 9, 10, Pl.
 - 6 Ivy (Range) Smith & Anthony Stove Co. 7-14, 7-16, 7-18, 8-18, Pl.
 - 5 Ivy Canopy (Range) Buckwalter Stove Co. Is range blacked or enameled? 7, 8, 107, 108, 207, 208, 307, 308, 408, Pl. & Dx. Front end lining is iron on blacked ranges but on enameled, lining is all brick. Is fire box on left or right hand side of oven? Iron end not sent on an order for linings unless specially ordered.
 - Ivy Hub (Parlor) Smith & Anthony Co. 10, 12, 14, D. C.
 - 6 Ivy Richmond (Range) Barstow Stove Co. 7, 8-18, 8, Pl., Da. & Tri.
 - 5 Ivy Wincroft (Range) Wincroft Stove Works. Right end lining is iron. Iron end not sent on an order for linings unless specially ordered. 714, 716, 816, 818, 820, Pl. & Dx. 818U, Dx.
 - 6 Jalma (Range) Taunton Iron Works. 7-18, 8-18, 7-20, 8-20, 9-20, 9-24*, Pl.
 - 6 Jennison The Plumber (Range) No. Dighton Co-operative Stove Co. 7-18, 8-18, 8-20, Pl., Tri., Dx. & D. C. When ordering brick tell style of grate.
 - 4 Jewel (Range) O. G. Thomas. 7, 8, Pl. Front lining is iron.
 - Jewel (Parlor) Barstow Stove Co. 8, 9, 10, 11, 12, 14, Pl. Does grate rest on bar or sliding bed?
 - Jewel (Parlor) S. M. Howes Co. 10, 12, 14*, D. C.
 - Jewel (Wood Parlor) Noyes & Nutter Mfg. Co. 1, 2.
 - Jewel (Laundry) Floyd, Wells & Co. 7, 8, 18, Pl.
 - 6 Jewel Atlantic (Range) Portland Stove Foundry Co. 8-20, Pl., Da. & Tri.
 - 6 Jewel Bay State (Range) Barstow Stove Co. 70-18, 80-18, 80-20, 700-18, 800-18, 800-20, Pl. & Tri.
 - 6 Jewel Glendale (Range) Somerset Stove Foundry Co. 7-18, 8-18, Pl. & Tri. When ordering brick tell style of grate. Has elbow waterfront only. End linings to fit waterfront are iron.
 - Jewel Glendale (Parlor) Somerset Stove Foundry Co. 10, 12, 14*, D. C.
 - Jewel Hub (Parlor) Smith & Anthony Co. 13, 15*, 17*, Dual.
 - 4 Jewel Novelty (Range) A. Cox Stove Co. End linings are iron. Iron ends not sent on an order for linings unless specially ordered. 76-14, 86-14, 76-16, 86-16, 86-18, 96-18, 86-20, 96-20, Pl. & Dx.
 - 6 Jewel Sanford (Range) No. Dighton Co-op. Stove Co. 7-18, 8-18, Pl. & Tri.
 - 6 Jewel Winthrop (Range) Dighton Furnace Co. 7-18, 8-18, 8-20, Pl. & Tri. When ordering brick tell style of grate.
 - Jewett Steel (Range) S. S. Jewett. Five full number and letter. Dx.
 - Joker (Globe) Southard, Robertson & Co. 5, 6, 7, 8, Pl.
 - Jumbo (Confectioner's Stove) W. M. Crane Co. 1, 2, 3, Pl.
 - Just Out (Range) O. G. Thomas. 7-18, 8-18, 8-20, Pl.
 - K. & B. Special (Range) Pilgrim Foundry Co. 7-18, 8-18, 8-20, Pl., Magic & Da.
 - 6 Kane (Range) Boston Foundry Co. 8-18, Pl., Da. & Tri.
 - 6 Kane A (Range) Leonard & Baker Stove Co. 8-18, 8-20, Pl., Da., Tri. & Dx.
 - 6 Kane A (Range) Boston Foundry Co. 18-18, 18-20, Pl., Da. & Tri.
 - 6 Kane B (Range) Leonard & Baker Stove Co. 8-18, 8-20, Pl., Da., Tri. & Dx.
 - 6 Kane B (Range) Boston Foundry Co. 18-18, Pl., Da. & Tri.
 - 6 Kane C (Range) Boston Foundry Co. 8-18, Pl., Da. & Tri.
 - 6 Kane Combination (Coal and Gas Range) Leonard & Baker Stove Co. 880, Pl., Da., Tri. & Dx.
 - 6 Kane Grand (Range) Boston Foundry Co. 208, Pl., Da. & Tri.
 - 6 Kane Leader (Range) Leonard & Baker Stove Co. 8-18, 8-20, Pl., Da., Tri. & Dx.
 - 6 Kane Special (Range) Boston Foundry Co. 7-18, Pl., Da. & Tri.
 - 6 Kane Superior (Range) Leonard & Baker Stove Co. 108-20X, Pl., Da., Tri. & Dx.
 - 6 Kane Supreme (Range) Boston Foundry Co. 8-20, Pl., Da. & Tri.
 - 6 Kane Supreme (Range) Leonard & Baker Stove Co. 108-20, Pl., Da., Tri. & Dx.
 - Keeley Laundry Improved 1900 Keeley Stove Co. 8x9-9, 8x9-99, 8x19-9, 8x19-99, D. C. 8x9 or 8x19 appears on top of stove and 9 or 99 appears on cone.
 - Keeley Laundry Improved 1900 (Water Heater) Keeley Stove Co. 8x9-9, 8x9-99, 8x19-9, 8x19-99, D. C.

WATERFRONTS FOR MAGEE IMPERIAL RANGES



Straight Waterfront Half Double Elbow Waterfront Full Double Elbow Waterfront

FIREPLACE FURNISHINGS

OF ALL KINDS

MOST ATTRACTIVE AND BEST SELLING PATTERNS

(See pages 137 to 143 of this catalog)

ORDER ALL WATERFRONTS & COILS FROM US

STOVE AND RANGE REPAIRS

- 6 Keene (Range) O. G. Thomas. 7-18, 8-18, 8-20, Pl.
- 6 Kelley's Best (Range) Taunton Iron Wks. 7-18, 8-18, 7-20, 8-20, 9-20, 9-24*, Pl.
- 6 Kelley's Junior (Range) O. G. Thomas. 7-18, 8-18, 8-20, Pl., Da., Tri. & D. C. When ordering brick tell style of grate.
- 6 Kelley's Pearl (Range) Taunton Iron Wks. 7-18, 8-18, 7-20, 8-20, 9-20, 9-24, *Pl.
- 6 Kernan Globe (Globe) Syracuse Stove Works. 109, 110, 112, 114, D. C.
- 5 Kernan Cabinet (Range) Syracuse Stove Works. 7, 8, 88, 9, Shell Bar Grate. Right end lining is iron.
- 5 Kernan Welcome (Double Open Range) Syracuse Stove Works. 8-20*, 9-20*, 8-21*, 9-21*, Dx. Front lining is iron.
- 5 Kernan Welcome (Single Open Range) Syracuse Stove Works. 7, 8, 88, 9, Dx. Right end lining is iron.
- 6 Keturah (Range) Cobb Stove & Machine Co. 7, 8, Pl.

KEYSTONE RANGES.

Keystone Stove Foundry. Give full name as follows:
 Arbor Keystone Model Keystone Pilot Keystone Pride Keystone
 Charm Keystone Palace Keystone Placid Keystone Royal Keystone
 Chief Keystone Palm Keystone Plymouth Keystone etc.
 Colonial Keystone Parole Keystone Pocono Keystone
 Ranges are listed under their first names.

KEYSTONE RANGES.

No. Dighton Co-op. Stove Co. Give full name as follows:
 Art Keystone New Keystone Palace Keystone
 Model Keystone Our Keystone Star Keystone, etc.
 Ranges are listed under their first names.

- 6 Keystone (Range) No. Dighton Co-operative Stove Co. 7-18, 8-18, Pl., Tri. & D. C. When ordering brick tell style of grate.
- 5 Keystone (Range) M. A. Dary. 7-18, 8-18, 8-20, Pl. & Tri.
- 6 Keystone (Range) Keystone Stove Foundry. Front end lining is iron. 118A, 128A, Dx. Is fire box on right or left hand side of oven?
- 6 Keystone Star (Range) No. Dighton Co-operative Stove Co. 7-18, 8-18, Pl. & Tri.
- 6 Kid (Oak) Floyd, Wells Co. 8, Pl.

KINEO RANGES.

Noyes & Nutter Mfg. Co. & Bangor Fdy. & Mach. Co. Give full name of range as follows:
 Cabinet Kineo King Kineo Our Kineo Star Kineo
 Gem Kineo New Kineo Pearl Kineo etc.
 Ranges are listed under their first names.

- 6 Kineo (Range) Bangor Foundry & Machine Co. 8, 9, Pl.
- 6 Kineo B (Range) Bangor Foundry & Machine Co. 8, Pl., & Copp.
- 6 Kineo C (Range) Noyes & Nutter Mfg. Co. 8-20, Pl., Da. & Tri.
- 6 Kineo (Parlor) Bangor Foundry & Machine Co. 13, 15, D. C.
- 6 Kineo (Parlor) Noyes & Nutter Mfg. Co. 113, 115, 213, 215, D. C. See Charm Kineo Parlor.
- 6 Kineo Oak (Oak) Noyes & Nutter Mfg. Co. 16, 18, 116, 118, D. C.
- 6 Kineo (Open Grate) Noyes & Nutter Mfg. Co. 16.
- 6 Kineo Duke (Globe) Noyes & Nutter Mfg. Co. (One Size), Pl.
- 6 Kineo Grand (Wood Parlor) Noyes & Nutter Mfg. Co. 3, 4, 130, 140.
- 6 Kineo Spud (Car Stove) Noyes & Nutter Mfg. Co. (One Size), Pl.
- 6 Kineo Tiger (Cannon) Noyes & Nutter Mfg. Co. 31, Tri.
- 4 King (Range) Union Furnace Co. 7, 8, Pl. Front lining is iron.
- 6 King (Parlor) O. G. Thomas. 8, 9, 10, 12, 14, D. C.
- 6 King (Globe) New York Gas Stove Works. 7, 8, 9, 10, 11, 12, Pl.
- 6 King (Globe) Southard, Robertson Co. 7, 8, 9, 10, 11, 12, Pl.
- 6 King Oak (Oak) A. L. Canfield. 11, 13, 15, 17, 19, D. C.
- 6 King Oak (Oak) Oakland Foundry Co. 213, Pl. 215, 217, 219, D. C.
- 6 King (Wood Box Stove) S. M. Howes Co. 20, 22, 25, 28, 30, 34, 37.
- 6 King (Water Laundry) Oakland Foundry Co. 35, 80, D. C.
- 6 King Kineo (Range) Noyes & Nutter Mfg. Co. 8-20, Pl., Da. & Tri.
- 6 King Oscar (Range) Portland Stove Foundry Co. 7-18, 8-18, 8-20, Pl. & Tri. When ordering brick tell style of grate.
- 6 King Phillip (Range) Taunton Iron Works. 7-18, 8-18, 8-20, Pl., Da. & Tri.
- 6 King Stewart (4 Hole Range) Fuller & Warren Co. End linings are iron. 8-18, 9-18, 8-20, 9-20, Da., Tri. & Dx.
- 5 Kingston (Range) Union Stove Works. 8-18, 8-20, Pl. & Tri. Right end lining is iron. Iron end not sent on an order for linings unless specially ordered.
- 6 Kingston (Range) Kingston Co-op. Foundry Co. 7-18, 8-18, 8-20, Pl.
- 6 Kingston B (Range) Kingston Co-op. Foundry Co. 7-18, 8-18, 8-20, Pl.
- 6 Kinzie (Range) Highland Foundry Co. Give date. 7, 8, Pl.
- 6 Kit (Parlor) H. N. Clark Co. & Union Stove Works. 8, 9, 10, 11, Pl.
- 6 Kitchen Idol (Range) New England Stove Co. 7-18, 8-18, 8-20, Pl. & Tri.
- 6 Kitchen Queen Hub (Range) Smith & Anthony Co. 187, 188, 208, 209, Pl., Da. & Tri.
- 6 Kitchen Sunshine (Double Open Range) Reading Stove Works. 98†, 9†, Pl. 198†, Tri.
- 6 Kitchener (Single Oven Range) Magee Furnace Co. 67-18, 68-18, 68-20*, 69-20*, Da. Give number and date of range, 1888, 1889, or 1890.


KITCHENER DOUBLE OVEN RANGE WATERBACKS



- 6 Kitchener (Double Oven Range) Magee Furnace Co. Give number and date on top of range between smoke collars. 7-18*, 8-18*, 8-20*, 9-20*, 10-20*, Da. State pattern of waterback. See cuts. 75*, 80*, 85*, 90*, Da. 10*, 100*, Da.
- 6 Kitchenette (Coal and Gas Range) Magee Furnace Co. 182, Pl., Da. & Tri.
- 6 Klondike (Range) Somersworth Machine Co. Has plain grate thick or thin shank† 7-18, 8-18, 8-20, 9-20, Pl. & Tri. When ordering brick tell style of grate.
- 6 Klondike Ideal (Range) Somersworth Mach. Co. Has plain grate thick or thin shank† 7-18, 8-18, 8-20, 9-20, Pl. & Tri. When ordering brick tell style of grate.
- 6 Knight of Labor (Range) Somersworth Machine Co. 7, 8, Pl.
- 6 Kohler (Parlor) J. & A. Kohler. 10, 12, 14, 16, 20, Pl.
- 4 Kohler (Range) J. & A. Kohler. 7, 7½, 8, Pl., Da. & Dx. Front lining is iron. See Royal Kohler Range.
- 6 Kohler's Choice (Range) Kohler Fce. & S. H. Co. & Leonard Co-op. Foundry Co. 7-18, 8-18, 8-20, Pl., Tri. & Dx. When ordering brick tell style of grate.
- 6 Kohler Grand (Range) Kohler Fce. & S. H. Co. & New England Stove Co. 7-18, 8-18, 8-20, Pl., Tri. & D. C. When ordering brick tell style of grate.
- 6 Kohler Improved (Range) Kohler Fce. & S. H. Co. & Leonard Co-op. Foundry Co. 7-18, 8-18, 8-20, Pl.
- 6 Kohler Standard (Range) Leonard Co-op. Foundry Co. 7-18, 8-18, 8-20, Pl.
- 6 Kolewood (Coal and Wood Stove) H. N. Clark Co. 182, 202, Pl.

- 6 La Canadienne (Range) No. Dighton Co-operative Stove Co. 7-18, 8-18, 8-20, Pl., Tri., Dx. & D. C. When ordering brick tell style of grate.
- 6 La Canadienne (Range) M. A. Dary. 7-18, 8-18, 8-20, Pl.
- 6 La Canadienne (Range) Leonard Co-op. Foundry Co. 7-18, 8-18, 8-20, Pl.
- 6 La France (Range) Somerset Stove Foundry Co. 7-18, 8-18, 8-20, Pl. & Tri. When ordering brick tell style of grate. Has elbow waterfront only. End linings to fit waterfront are iron.
- 6 La National (Range) Dighton Furnace Co. 7-18, 8-18, 8-20, Pl. & Tri. When ordering brick tell style of grate.
- 6 La Patriot (Range) M. A. Dary. 7-18, 8-18, 8-20, Pl.
- 6 Lackawanna (Cannon) Scranton Stove Works. 18, 20, 22, Patent.
- 6 Laconia (Open Grate) Walker & Pratt Mfg. Co. 1, 2*, 3*, Pl.
- 6 LAFAYETTE RANGES. See Dainty Lafayette, Lovely Lafayette, Loyal Lafayette, Noble Lafayette, Trusty Lafayette and Worthy Lafayette Ranges.
- 6 Lafayette (Range) O. G. Thomas. 7-18, 8-18, 8-20, Pl., Da., Tri. & D. C. When ordering brick tell style of grate.
- 5 Lakewood (Range) Union Stove Works. 8-18, 8-20, Pl. & Tri. Right end lining is iron. Iron ends not sent on an order for linings unless specially ordered.
- 6 Lamoureux (Range) Leonard Co-op. Foundry Co. 7-18, 8-18, 8-20, Pl., Tri. & Dx. When ordering brick tell style of grate.
- 6 Lamoureux (Range) Somerset Co-op. Foundry Co. 7-18, 8-18, 8-20, Pl. & Tri. When ordering brick tell style of grate. Has elbow waterfront only. End linings to fit waterfront are iron.
- 6 Lanchero (2 Hole Range) Stamford Foundry Co. 1, Pl.
- 6 Landers' Favorite (Range) W. H. Landers Co. 8-18, 8-20, 9-20, Da.
- 5 Landers Grand (Range) W. H. Landers Co. 7-14, 7-16, 8-16, 7-18, 8-18, 8-20, 9-20, Pl. & Dx. Right end lining is iron. Iron end not sent on an order for linings unless specially ordered.
- 6 Landers Leader (Range) W. H. Landers Co. 8-18, 8-20, Pl., Da., Tri. & Dx.
- 6 Lark (Parlor) W. M. Crane Co. 8, 9, 10, 11, 12, Pl.
- 6 Lark (Laundry) S. M. Howes Co. 7, 8, Pl.
- 6 Lark (Water Laundry) S. M. Howes Co. 8, Pl.
- 6 Latest (Range) O. G. Thomas. 7, Pl. Has range 5 or 6 holes?
- 6 Latest (Range) Somerset Co-op. Foundry Co. 7-18, 8-18, 8-20, Pl.
- 6 Latest (Range) Warren Foundry Co. 7-18, 8-20, Pl.
- 6 Latest (Parlor) O. G. Thomas. 10, 12, Pl. & D. C.
- 6 Latest (Parlor) Warren Foundry Co. 2, 3, 4, Pl. & D. C.
- 6 Latest (Parlor) White, Warner & Co. 2, 3, 4, Pl. & D. C.

LAUNDRY STOVES are all listed under their first names.



- 6 Laundry Abendroth Bros. 9, 12, Pl. 10, 10L, D. C.
- 6 Laundry Barstow Stove Co. 1, 2, 3, 4, Pl.
- 6 Laundry C. Carpenter & Co. 8 Irons, No. 9, No. 19.
- 6 Laundry G. Chilson. 2, 3, 3½, 4, 5, 6, 6½, Pl. Give date. Does grate dump by pin or shaker?
- 6 Laundry H. N. Clark Co. & Roberts, Winner & Co. 19, Pl.
- 6 Laundry E. B. Colby & Co. 2, 4, 9, 10, 13, 42, 81, 82, 120, 122, Pl.
- 6 Laundry Globe Foundry Co. 10, D. C.
- 6 Laundry S. M. Howes Co. C, 10, 15, Pl. 11, Pl. 40A, 40B, Pl. 60F, D. C.
- 6 Laundry S. M. Howes Co. & New York Stove Works. 10, 15, Pl.
- 6 Laundry Improved 1900 S. M. Howes Co. & Keeley Stove Co. 8x9-9, 8x9-99, 8x19-9, 8x19-99, D. C. Note - 8x9 or 8x19 appears on top of stove and 9 or 99 appears on cone. If stove has water section be sure to so state.
- 6 Laundry Smith & Anthony S. Co. 1, 6, Pl.
- 6 Laundry Tailor's Heater (Tailor's Oven) Southard, Robertson & Co. 1, 2, 3, Pl.
- 6 Laundry Stamford Foundry Co. A, C, 7, 8, 9, 10, 11, 16, 17, 18, 19, 20, 88, Pl.
- 6 Laundry Union Stove Works. 1, 2, 3, 4, 10, 20, 30, Pl.
- 6 Laundry Walker & Pratt Mfg. Co. 1, 2, 4, 5, 6, 7, 8, 10, 12, 14, Pl.
- 6 Laundry White & Warner Co. Pl.
- 6 Laurel (Range) T. Gaffney & Co. & Groveland Foundry Co. 7, 80, 8, Pl.
- 6 Laurel (Parlor) S. M. Howes Co. & New England Stove Co. 11, 13, 15*, 17*, D. C.
- 6 Laurel (Parlor) Union Stove Works. 110, 111, 112, 114, 116, D. C.
- 5 Laurier (Range) Reading Stove Works. Right end lining is iron. 372A, 383A, 382A, 393A, Dx.
- 6 L. Cohen's Grand (Range) Pilgrim Foundry Co. Give date on shank plate. 7-18, 8-18, 8-20, Pl., Da. & Magic. Are end linings iron or brick?
- 6 Leader (Globe) S. M. Howes Co. & Union Mfg. Co. 6, 7, 8, 9, 10, 28, 29, 210, 211, 212, Pl.
- 6 Leader (Laundry) S. M. Howes Co. 19, 110, Pl.
- 6 Leader (Parlor) Kingston Co-op. Fdy. Co. 2, 3, Pl.
- 6 Leader (Parlor) H. N. Clark Co. 8, 9, Pl. 10, 11, 12, 14*, 16*, D. C. See Our Leader and The Leader Parlors.
- 6 Leader Oak (Oak) Toledo Stove & Range Co. 214, 216, 218, D. C.

LEADER RANGES.

H. N. Clark Co.

- See Modern Leader, New Leader and Our Leader Ranges.
- 6 Leader (Ranges) O. G. Thomas. 7-18, 8-18, 8-20, Pl.
- 6 Leader (Range) Eagle Stove Foundry Co. 7, 8, Pl. Is front lining iron or brick?
- 6 Leader Grand (Range) H. N. Clark Co. 7-18-08, 8-18-08, Pl., Magic, Da. & Dx. } Does oven damper handle extend through top or front of range? 8-20-7, 9-20-7, Pl., Magic, Da., Dx. & Tri. 8-21, 700, Pl., Magic, Da., Dx. & Tri.

STOVE AND RANGE REPAIRS

- Ledger (Globe) Stamford Foundry Co. 8, 9, 10, 11, 12, 14, 16, 18, 20, Pl.
- Ledger (Parlor) Stamford Foundry Co. 9, 10, 11, 12, 14, Pl.
Does grate shake at front or side of stove?
- Ledger B (Parlor) Stamford Foundry Co. 8, 9, 10, 11, 12, 14, 16, 18, 20, Pl.
- Ledger B (Globe) Stamford Foundry Co. 7, 8, 9, 10, 11, 12, 14, 16, 18, 20, Pl.
- Ledger C (Parlor) Stamford Foundry Co. 12, 14, 16, 18, 20, Pl.
- Ledger F (Parlor) Stamford Foundry Co. 9, 10, 12, 14, Pl.
- Legion (Range) Warren Foundry Co. 6, 7, 8, Pl.
- Leinhas (Parlor) Rathbone, Sard & Co. 133, 153, 173, D. C.
- Le National (Range) E. A. & Dary & Dighton Furnace Co.
7-18, 8-18, 8-20, Pl. & Tri. *When ordering brick tell style of grate.*
- Lenox (Range) Magee Furnace Co.
77, 78, 88, 89, 770, 780, 880, 890, 377, 378, 388, 389, Pl., Da. & Tri.
Right end lining for No. 5 coil is iron.
Iron end not sent on an order for linings unless specially ordered.
- Lenox (Range) Leonard Co-op. Foundry Co. 7-18, 8-18, 8-20, Pl.
- Lenox (Range) Somerset Co-op. Foundry Co. 7-16, 7-18, 8-20, Pl.
- Lenox (Range) Rathbone, Sard & Co.
7-18, 8-18, 8-20, 9-20, 828, 838, 7118-8118, 6718, 6818, 6820, 6920, Pl. & Dx.
When plain grate is used lining is all brick. When Dx. grate is used right end is iron.
- Lenox (Parlor) H. N. Clark Co. & Union Stove Works. 9, 10, 11, 12, 14, 16, D. C.
- Leo (Parlor) Somerset Co-op. Foundry Co. 9, 10, 12, Pl.
- Leo B (Parlor) Somerset Co-op. Foundry Co. 9, 10, 12, Pl.
- Leverett (Range) Spicer & Peckham. 7, 8, Pl.
- Lewis (Range) O. G. Thomas. 7-18, 8-18, 8-20, Pl.
- Lewiston (Range) Somersworth Machine Co. 7, 8, Pl.
- Liberty (Parlor) S. M. Howes Co. & N. Y. Stove Works. 10, 11, 12, 14*, D. C.
- Liberty (Range) Leonard & Baker Stove Co. 7-18, 8-18, 8-20, Pl., Da., Tri. & Dx.
- Liberty A (Range) Leonard & Baker Stove Co. 8-18, 8-20, Pl., Da., Tri. & Dx.
- Liberty B (Range) Leonard & Baker Stove Co. 8-18, 8-20, Pl., Da., Tri. & Dx.
- Lilly (Parlor) S. M. Howes Co. & Keeley Stove Co. 10, 11, 12, 14, D. C.
- Lilly (Parlor) Peekskill Stove Works. 8, 9, 10, 11, Pl.
- Lilly (Parlor) O. G. Thomas. 8, 9, 10, 12, 14, D. C.
- Lincoln (Range) S. M. Howes Co. 7-18, 8-18, 8-20, Pl., Da., Tri. & Dx.
- Lincoln (Range) Highland Foundry Co. 7, 8, 9, Pl. *Is front lining iron or brick?*
See New Lincoln Range.
- Lincoln (Oak) S. M. Howes & Lincoln S. & R. Co. 11, 13, 15, 17, D. C.
- Linden (Parlor) Cobb Stove & Machine Co. 1, 2, 3, Pl.
- Linden (Parlor) A. Cox Stove Co. 8, 9, 10, 11, 12, Pl.
- Line Oak Crawford (Oak) Walker & Pratt Mfg. Co. 10, 12, 14, 17, D. C.
- Linwood (Parlor) M. A. Dary. 1, 2, 3, Pl.
- Lion (Range) Rathbone, Sard & Co.
718, 818, 820, 920, 7118, 8118, 8120, 9120, 6718, 6818, 6820, 6920, 828, 838, Pl. & Dx.
With plain grate lining is all brick, but with Dx. grate right end is iron.
- Lisbon (Range) Leonard Co-op. Foundry Co. 7-18, 8-18, 8-20, Pl.
- Lisbon B (Range) Leonard Co-op. Foundry Co. 7-18, 8-18, 8-20, Pl.
- Little Duke (Parlor) Munsell, Rollo & Co. 1, 2, 3, 9, 10, 11, 12, 14, Pl.
- Little Queen (Wood Parlor) Somersworth Machine Co. 17, 19, 23.
- Live Oak (Range) No. Dighton Co-operative Stove Co.
7-18, 8-18, 8-20, Pl., Tri. Dx. & D. C. *When ordering brick tell style of grate.*
- Live Oak (Oak) Linderman & Hoverson.
100, 110, 120, 130, 140, 150, 160, 170, 180, 190, 200, 210, D. C.
- Lively (Parlor) S. M. Howes Co. & N. Y. Stove Works. 8, 9, 10, 11, 12, 14*, Pl.
See New Lively Parlor.
- London (Cannon) Southard, Robertson & Co. 35, 45, 55, 75, 80, 85, 95, Pl.
- Longwood (Range) Smith & Anthony Co. 7-18, 8-20, Pl. & Tri.
- Longwood (Wood Box Stove) Rathbone, Sard & Co. 22, 25, 28, 31, 36.
- Lotos (Laundry) Southard, Robertson & Co. 1, 2, 3, 4, 5, 6, 7, 8, Pl.
10, 20, 30, 40, 60, 11, 22, 33, 44, 50, 66, 27, 28, 29, 270, 280, 290, Pl.
- Lotos (Range) Rathbone, Sard & Co.
718, 818, 820, 920, 7118, 8118, 8120, 9120, 6718, 6818, 6820, 6920, 828, 838, Pl. & Dx.
With plain grate lining is all brick, but with Dx. grate right end is iron.
- Lotus (Range) O. G. Thomas & C. H. Andrews & Co. 7, Pl. *Has range 5 or 6 holes?*
- Lovely Lafayette (Range) Somersworth Foundry Co.
7-18-03, 8-18-03, 828-03, Pl., Magic, Da. & Tri.
- Lowell (Range) Dighton Furnace Co. 7, 8, Pl.
- Lowell (Range) Leonard Co-op. Foundry Co. 7-18, 8-18, 8-20, Pl.
- Lowell (Parlor) Dighton Furnace Co. 2, 4, 12, 14, Pl.
- Loyal Clark (Oak) H. N. Clark Co. 613, 615, 617, 1513, 1515, 1517, D. C.
- Loyal Hub (Range) Smith & Anthony S. Co. 7-18, 8-18, 8-20, Pl. & Rx.
- Loyal Lafayette (Range) Pilgrim Foundry Co. 7-18, 8-18, 8-20, Pl., Magic & Da.
- Lucky Spot (Range) Taunton Iron Works. 7-18, 8-18, 8-20, Pl., Tri. & Da.
- Lynn (Range) O. G. Thomas. 7, Pl. *Has range 5 or 6 holes?*
- Lynwood B (Range) Abendroth Bros. 8-20, Da., Tri. & Dx. *Right end lining is iron. Iron end not sent on an order for linings unless specially ordered.*
- Lynwood E (Range) Abendroth Bros.
7-15, 7-17, 80-17, 8-19, Da. & Dx. *Right end lining is iron.*
Iron end not sent on an order for linings unless specially ordered.
- Lyric Apollo (Range) Buckwalter Stove Co. *Is range blacked or enameled?*
87, 8, 98, 9, 718, 818, 820, 920, 7118, 8118, 8120, 9120, Dx.
Right end lining is iron on blacked ranges, but on enameled ranges lining is all brick.
Iron end not sent on an order for linings unless specially ordered.
- M. & D. (Steel Ranges) Mason & Davis and M. & D. Range Co.
Single Oven — 12F, 18F, 22F, D. C. Double Oven — 18DW, D. C.
Give number and letter on range. Has it a waterback?
- Mack & Jennison (Range) No. Dighton Co-operative Stove Co.
7-18, 8-18, 8-20, Pl., Tri., Dx. & D. C. *When ordering brick tell style of grate.*

- Magee (Round Parlor) Magee Furnace Co. 1, 2, 3, 4, 5, 6, Pl.
- Magee (Opal Parlor) Magee Furnace Co.
2, 3, Pl. *Give date on base top, 1856, 1865, or 1870.*
- Magee Laundry Stove (Square Laundry) Magee Furnace Co. 2, Da.
See Magee Boston & Magee Junior Laundry Stove.


MAGEE RANGES. Magee Furnace Co. & Magee Furnace Co. Inc.
Give date on Shank Plate, not patent date on back jamb.

GRATES FOR MAGEE RANGES



Plain Grate Dockash Grate Triangular Grate

COILS FOR MAGEE RANGES



4 Pipe Front Coil (No. 4 Coil) 5 Pipe Extension Coil (No. 5 Coil)

- 6 Magee (Range) Magee Furnace Co. 7, 8, 9*, Pl.
- Magee (Brick Set Range) Magee Furnace Co. 7, 8*, 9*, 10†.
- Magee (Steel Range) Magee Furnace Co.
Give number and length of range. Give actual measurements of fire box.
- 6 Magee Acme (Range) Magee Furnace Co. 77, 78, 88, 89, Pl., Da. & Tri.
Right end lining for No. 5 coil is iron.
Iron end not sent on an order for linings unless specially ordered.
- 6 Magee Advance (Range) Magee Furnace Co. Inc. 388*, 389*, Pl., Da. & Tri.
Right end lining for No. 5 coil is iron.
Iron end not sent on an order for linings unless specially ordered.
- 6 Magee Advance (Range) Magee Furnace Co. *Give date.* 7, 80, 8, 90, Pl., Da. & Tri.
Magee Advance Double Oven Range. Magee Furnace Co.
88*, 69*, Pl., Da. & Dx.
Give date. Have the opens a sliding partition or stationary flue between them?
- 6 Magee Alliance (Coal and Gas Range) Magee Furnace Co., Inc.
8, 181, 182, 183, Pl., Da. & Tri.
- 6 Magee Belmont (Range) Magee Furnace Co. 77, 78, 88, 89, Pl., Da. & Tri.
Right end lining for No. 5 coil is iron. Iron end not sent on an order for linings unless specially ordered.
- Magee Boston (Laundry) Magee Furnace Co. 6, Pl.
- 6 Magee Champion (Range) Magee Furnace Co. *Give date on shank plate.*
7-18, 8-18, 8-20, 9-20, 77, 78, 88, 89, Pl., Da. & Tri.
Right end lining for No. 5 coil is iron.
Iron end not sent on an order for linings unless specially ordered.
- 5 Magee Champion (Coal and Gas Range) Magee Furnace Co. Inc.
188, Pl., Da. & Tri. *Right end lining is iron.*
Iron end not sent on an order for linings unless specially ordered.
- Magee Champion Coal Burner (Parlor) Magee Furnace Co. 1, 2, 3, Pl.
- Magee Clifton (Range) Magee Furnace Co. 6, 70, 78, 80, 8, 90, Pl.
- Magee Clifton (Parlor) Magee Furnace Co. 1, 2, 3, Pl. & D. C. 20, 30, D. C.
- 6 Magee Clinton (Range) Magee Furnace Co.
77, 78, 88, 89, 277, 278, 288, 289, Pl., Da. & Tri.
Right end lining for No. 5 coil is iron.
Iron end not sent on an order for linings unless specially ordered.
- 6 Magee Colonial (Range) Magee Furnace Co. 77, 78, 88, 89, Pl., Da. & Tri.
- 5 Magee Combination (Coal and Gas Range) Magee Furnace Co. Inc.
8-16, Pl., Da. & Tri. *Right end lining is iron.*
Iron end not sent on an order for linings unless specially ordered.
- 6 Magee Coronet (Range) Magee Furnace Co. 7-18, 8-18, 8-20, 9-20, Pl., Da. & Tri.
- 6 Magee Cottage (Range) Magee Furnace Co. *Give date on shank plate.*
7-18, 8-18, 8-20, 9-20, 10-20, Pl., Da. & Tri.
- Magee Crown (Parlor) Magee Furnace Co. 110, 112, D. C.
- 5 Magee Electric Coal (Electric and Coal Range) Magee Furnace Co. Inc.
88, Pl., Da. & Tri. *Right end lining is iron.*
Iron end not sent on an order for linings unless specially ordered.
- 6 Magee Electric Alliance (Electric and Coal Range) Magee Furnace Co.
182, Pl., Da. & Tri.
- 6 Magee Empire (Range) Magee Furnace Co. Inc.
388, 389, 8-20, 488, Pl., Da. & Tri.
Right end lining for No. 5 coil is iron.
Iron end not sent on an order for linings unless specially ordered.
- 6 Magee Essex (Range) Magee Furnace Co. 77, 78, 88, 89, Pl., Da. & Tri.
Right end lining for No. 5 coil is iron.
Iron end not sent on an order for linings unless specially ordered.
- Magee Exeter (Parlor) Magee Furnace Co. 10, 11, 12, 14*, 16* D. C.
- Magee Fagot (Parlor) Magee Furnace Co. 151*, 171*, D. C.
- 6 Magee Faneuil C (Range) Magee Furnace Co.
277, 278, 288, 289, 8-18, 8-20, Pl., Da. & Tri.
- 6 Magee Federal (Range) Magee Furnace Co. 7-18, 8-18, 8-20, 9-20, Pl., Da. & Tri.
- Magee Fire Brand (Parlor) Magee Furnace Co. 151*, 171*, D. C.
- 5 Magee Gas & Coal (Gas and Coal Range) Magee Furnace Co. Inc.
881, Pl., Da. & Tri. *Right end lining is iron.*
Iron end not sent on an order for linings unless specially ordered.
- Magee Globe Heater (Cannon) Magee Furnace Co. 13, 15, 17, 20, Pl.

WE CARRY IN STOCK

RANGES

COAL, GAS AND COMBINATION

(See pages 116 to 121 and 130 to 135)

STOVES

PARLOR, CAST IRON AND LAUNDRY

(See pages 135 and 144 to 149)

FURNACES

(See pages 152 to 154)

STOVE AND RANGE REPAIRS

- 6 Magee Grand (Range) Magee Furnace Co. Give date on shank plate. 7-18, 8-18, 8-20, 9-20, Pl., Da. & Tri. Has back clamp a post? Is long center in one or two pieces? 77, 78, 88, 89, 177, 178, 188, 189, Pl., Da. & Tri. In ordering waterfront or lining for waterfront be sure to state if range has double elbow waterfront (See cut). Otherwise we will understand that range has a straight waterfront.



Straight Waterfront




Double Elbow Waterfront


- Magee Grand (Range) Magee Furnace Co. Inc. 388, 389, Pl., Da. & Tri. Right end lining for No. 5 coil is iron. Iron end not sent on an order for linings unless specially ordered.
- Magee Home Kitchener (Single Oven Range) Magee Furnace Co. Give date. 67-18, 68-18, 68-20*, 69-20*, Da.
- 6 Magee Hotel Kitchener (Double Oven Range) Magee Furnace Co. Give date. 10*, 100*, Da.
- Magee Ideal (Range) Magee Furnace Co. 77, 78, 88, 89, Pl., Da. & Tri. 277, 278, 288, 289, 772, 872, 882, 982, 8-20, 488, Pl., Da. & Tri. Right end lining for No. 5 coil is iron. Iron end not sent on an order for linings unless specially ordered.
- Magee Ideal (Wood Range) Magee Furnace Co. 622, 722, 822, 825, 827, 927.
- Magee Ideal (Round Parlor) Magee Furnace Co. 9, 10, 12*, 14*, Pl. & D. C.
- Magee Ideal (Square Parlor) Magee Furnace Co. 0, 1*, 2*, 3*, Pl., Da. & Shaking. Give date and dimensions of plain grate.
- Magee Ideal Oak (Oak) Magee Furnace Co. 14, 16, 18, D. C.
- 6 Magee Imperial (Range) Magee Furnace Co. State style of waterfront. See cuts. 77, 78, 88, 89, Pl., Da. & Tri. Waterfront—2 styles—straight and half double elbow. 770, 780, 880, 890, Pl., Da. & Tri. Waterfronts—3 styles—See cuts. Right end lining for No. 5 coil is iron. Iron end not sent on an order for linings unless specially ordered.

- Magee Royal Standard (Square Parlor) Magee Furnace Co. 2, 3*, 4*, D. C.
- 6 Magee Shawmut (Range) Magee Furnace Co. 8-20, 9-20, Da.
- 6 Magee Standard (Range) Magee Furnace Co. Give date. 1874 & 1878—6, 70, 7, 80, 8, 90, 9*, Pl. Has it a mica door? Has it a broiler door? 1880 & 1882—7, 80, 8, 90, 9*, Pl. 1885—7-18, 8-18, 8-20, 9-20, 9-22*, Pl., Da. & Dx. When ordering brick tell style of grate.
- Magee Standard (Brick Set Range) Magee Furnace Co. 2*, 3*, 4*, 5†, Pl. & Dx. Is front lining iron or brick? Give length and depth of fire box. Has grate a shank? Magee Standard (Steel Range) Magee Furnace Co. 8-20, Da.
- 6 Magee Standard C (Range) Magee Furnace Co. 7-18, 8-18, 8-20, 9-20, Pl. & Da.
- 6 Magee Standard (Oval Parlor) Magee Furnace Co. 11, 12, 15*, 18*, Pl. & D. C. Give date. Is plain grate shank straight or crooked?
- Magee Standard Oak (Oak) Magee Furnace Co. 112, 115, 118, Tri.
- Magee Standard (Open Grate) Magee Furnace Co. Give date. 1*, 2*, 3*, Pl.
- Magee Star (Parlor) Magee Furnace Co. 110, 112*, 114*, D. C.
- 6 Magee Suffolk (Range) Magee Furnace Co. 7-18, 8-18, 8-20, 9-20, Pl., Da. & Tri.
- 6 Magee Superior (Range) Magee Furnace Co. Inc. 388, 389, Pl., Da., & Tri. Right end lining for No. 5 coil is iron. Iron end not sent on an order for linings unless specially ordered.
- Magee Tremont (Parlor) Magee Furnace Co. 1, 2, 3, Pl.
- Magee Tremont Oak (Oak) Magee Furnace Co. 120, 140, 160, 180, D. C.
- 6 Magee Union (Range) Magee Furnace Co. Inc. 278, 288, 8-18, 8-20, 108, 408, 488, Pl., Da. & Tri. Right end lining for No. 5 coil is iron. Iron end not sent on an order for linings unless specially ordered.
- Magee Union (Wood Parlor) Magee Furnace Co. 19, 22, 24, 221, 241.
- Magee Union Oak (Oak) Magee Furnace Co. 12, 14, 16, D. C.
- 6 Magee Vendome (Range) Magee Furnace Co. 7, 8, Pl.
- 6 Magee Vendome (Parlor) Magee Furnace Co. 2, 3, 4*, 5*, 6*, Pl. & D. C.
- 6 Magee Victoria (Range) Magee Furnace Co. 772, 872, 879, 882, 892, 773, 873, 883*, 893*, Pl., Da. & Tri. Right end lining for No. 5 coil is iron. Iron end not sent on an order for linings unless specially ordered.
- 6 Magee Victory (Coal and Gas Range) Magee Furnace Co. Inc. 8, 181, 182, Pl., Da. & Tri.
- 6 Magic (Range) O. G. Thomas & Champion Stove Foundry. 7, Pl. Has range 5 or 6 holes?
- Magic (Parlor) Barstow Stove Co. 1, 2, 10, 20, D. C.
- Magic (Square Parlor) Somersworth Machine Co. 2, 3, Pl.
- Magic Oak (Oak) Fuller & Warren Co. 11, 13, 15, 17, 19, 113, 115, 117, 119, D. C.
- Magic Oak (Oak) H. N. Clark Co. 813, 815, 817, D. C.
- Magic Andes (Square Parlor) Phillips & Clark Stove Co. 21, 23, 25, D. C.
- 5 Magic Apollo (Range) Buckwalter Stove Co. Right end lining is iron. Iron end not sent on an order for linings unless specially ordered. 7, 78, 87, 8, 98, 9, 107, 178, 187, 108, 198, 109, 207, 278, 287, 208, 298, 209, Dx.
- 6 Magic Hub (Range) Smith & Anthony Co. Give date on shank plate, 1898, 1902 or 1904. 7-18, 8-18, 8-20, 9-20, Pl., Rx. & Da. 7-18B, 8-18B, 8-20B, 9-20B, Pl., Rx. & Da. 7-18X, 8-18X, 8-20X, 9-20X, Pl., Rx. & Da. 187, 188, 208, 209, Pl., Rx., Da. & Tri.
- 6 Magic Hub (Range) Barstow Stove Co. 2084, 2184, 8-16, 8-24, 8-24E, Pl., Da. & Tri.
- 6 Magic Hub Ebony Finish (Range) Smith & Anthony Co. 187, 188, 208, 209, 2080, 2090, Pl., Rx., Da. & Tri.
- Magic Novelty (Range) A. Cox Stove Co. End linings are iron. Iron ends not sent on an order for linings unless specially ordered. 76-14, 86-14, 76-16, 86-16, 86-18, 96-18, 86-20, 96-20, Pl. & Dx.
- 6 Magic Standard (Range) Somersworth Foundry Co. Give full number that appears on top of range. 7-18-03, 8-18-03, 828-03, 7-18-4, 828-4. Pl., Magic. Da. & Tri. 7-18-0, 8-18-0, 828-0, 7-18, 828 Pl., Magic. Da. & Tri. 72, 81, 82, 72 H. F., 82 H. F., Pl., Magic. Da. & Tri. 83, 84, 85, 86, Pl., Magic. Da. & Tri. Has range a Handy Feed? See cut. Da. & Tri. Grate—Is only one or are both bars shaker bars?


WATERFRONTS FOR MAGEE IMPERIAL AND MAGEE PEERLESS RANGES



Straight Waterfront



Half Double Elbow Waterfront



Full Double Elbow Waterfront

- 6 Magee Kitchener (Single Oven Range) Magee Furnace Co. 67-18, 68-18, 68-20*, 69-20*, Da. Give number and date on top of range, 1888, 1889, or 1890. See Magee Home Kitchener and Magee Hotel Kitchener.
- 6 Magee Kitchener (Double Oven Range) Magee Furnace Co. Give number and date between smoke collars. 7-18*, 8-18*, 8-20*, 9-20*, 10-20*, Da. State pattern of waterback. See cuts. 75*, 80*, 85*, 90*, Da. 10*, 100*, Da.
- 6 Magee Kitchenette (Coal and Gas Range) Magee Furnace Co. 182, Pl., Da. & Tri.
- 6 Magee Lenox (Range) Magee Furnace Co. 77, 78, 88, 89, 770, 780, 880, 890, 377, 378, 388, 389, Pl., Da. & Tri. Right end lining for No. 5 coil is iron. Iron end not sent on an order for linings unless specially ordered.
- 6 Magee Majestic (Range) Magee Furnace Co. 277, 278, 279, 288, 289, 377, 378, 388*, 389*, Pl., Da. & Tri. Right end lining for No. 5 coil is iron. Iron end not sent on an order for linings unless specially ordered.
- Magee Mistletoe (Parlor) Magee Furnace Co. 1, 2*, 3*, 4*, D. C.
- 6 Magee Mystic (Range) Magee Furnace Co. Give date. 7-18, 8-18, 8-20, 9-20, 9-22*, Pl. & Da.
- 6 Magee Mystic Double Oven Range. Magee Furnace Co. Give date. 8-20*, 9-20*, Da.
- 5 Magee National (Coal and Gas Range) Magee Furnace Co. Inc. 188, 881, 88, Pl., Da. & Tri. Right end lining is iron. Iron end not sent on an order for linings unless specially ordered.
- 6 Magee New Empire (Range) Magee Furnace Co. 488, Pl., Da. & Tri. Right end lining for No. 5 coil is iron. Iron ends not sent on an order for linings unless specially ordered.
- 6 Magee New Ideal (Range) Magee Furnace Co. 488, Pl., Da. & Tri. Right end lining for No. 5 coil is iron. Iron ends not sent on an order for linings unless specially ordered.
- 6 Magee New Oxford (Range) Magee Furnace Co. 488, Pl., Da. & Tri. Right end lining for No. 5 coil is iron. Iron ends not sent on an order for linings unless specially ordered.
- 5 Magee New Republic (Range) Magee Furnace Co., Inc. 88, 188, Pl., Da. & Tri. Right end lining is iron. Iron end not sent on an order for linings unless specially ordered.
- 6 Magee New Union (Range) Magee Furnace Co. 408, 488, Pl., Da. & Tri. Right end lining for No. 5 coil is iron. Iron ends not sent on an order for linings unless specially ordered.
- Magee Oregon (Wood Box Stove) Magee Furnace Co. 16, 20, 25, 31, 38.
- 6 Magee Oxford (Range) Magee Furnace Co. 77, 78, 88, 89, 770, 780, 880, 890, Pl., Da. & Tri. 377, 378, 388, 389, 8-18, 8-20, 9-20, 488, Pl., Da. & Tri. Right end lining for No. 5 coil is iron. Iron end not sent on an order for linings unless specially ordered.
- 6 Magee Peerless (Range) Magee Furnace Co. 77, 78, 88, 89, Pl., Da. & Tri. State style of waterfront. See cut above. Right end lining for No. 5 coil is iron. Iron end not sent on an order for linings unless specially ordered.
- 4 Magee Puritan (Range) Magee Furnace Co. 6-18, 7-18, 7-20, 8-20, Da.
- Magee Railway Champion (Cannon) Magee Furnace Co. 16, 18, 20, 22, D. C.
- 5 Magee Republic (Coal and Gas Range) Magee Furnace Co. Inc. 881, 188, 88, Pl., Da. & Tri. Right end lining is iron. Iron end not sent on an order for linings unless specially ordered.
- Magee Revere (Parlor) Magee Furnace Co. 10, 12*, 14*, 110, 112*, 114*, D. C.
- Magee Royal Oak (Oak) Magee Furnace Co. 114, 116, 118, Tri.

KITCHENER DOUBLE OVEN WATERBACKS



1887 Pattern

1892 Pattern



Handy Feed

- 6 Magic (Range) O. G. Thomas & Champion Stove Foundry. 7, Pl. Has range 5 or 6 holes?
- Magic (Parlor) Barstow Stove Co. 1, 2, 10, 20, D. C.
- Magic (Square Parlor) Somersworth Machine Co. 2, 3, Pl.
- Magic Oak (Oak) Fuller & Warren Co. 11, 13, 15, 17, 19, 113, 115, 117, 119, D. C.
- Magic Oak (Oak) H. N. Clark Co. 813, 815, 817, D. C.
- Magic Andes (Square Parlor) Phillips & Clark Stove Co. 21, 23, 25, D. C.
- 5 Magic Apollo (Range) Buckwalter Stove Co. Right end lining is iron. Iron end not sent on an order for linings unless specially ordered. 7, 78, 87, 8, 98, 9, 107, 178, 187, 108, 198, 109, 207, 278, 287, 208, 298, 209, Dx.
- 6 Magic Hub (Range) Smith & Anthony Co. Give date on shank plate, 1898, 1902 or 1904. 7-18, 8-18, 8-20, 9-20, Pl., Rx. & Da. 7-18B, 8-18B, 8-20B, 9-20B, Pl., Rx. & Da. 7-18X, 8-18X, 8-20X, 9-20X, Pl., Rx. & Da. 187, 188, 208, 209, Pl., Rx., Da. & Tri.
- 6 Magic Hub (Range) Barstow Stove Co. 2084, 2184, 8-16, 8-24, 8-24E, Pl., Da. & Tri.
- 6 Magic Hub Ebony Finish (Range) Smith & Anthony Co. 187, 188, 208, 209, 2080, 2090, Pl., Rx., Da. & Tri.
- Magic Novelty (Range) A. Cox Stove Co. End linings are iron. Iron ends not sent on an order for linings unless specially ordered. 76-14, 86-14, 76-16, 86-16, 86-18, 96-18, 86-20, 96-20, Pl. & Dx.
- 6 Magic Standard (Range) Somersworth Foundry Co. Give full number that appears on top of range. 7-18-03, 8-18-03, 828-03, 7-18-4, 828-4. Pl., Magic. Da. & Tri. 7-18-0, 8-18-0, 828-0, 7-18, 828 Pl., Magic. Da. & Tri. 72, 81, 82, 72 H. F., 82 H. F., Pl., Magic. Da. & Tri. 83, 84, 85, 86, Pl., Magic. Da. & Tri. Has range a Handy Feed? See cut. Da. & Tri. Grate—Is only one or are both bars shaker bars?
- 4 Magic Stewart (Range) Fuller & Warren Co. End linings are iron. Iron ends not sent on an order for linings unless specially ordered. 7-18, 8-18, 8-20, 9-20, 71-18, 81-18, 81-20, 91-20, Pl., Da., Tri. & Da.
- Magic Stewart (Square Parlor) Fuller & Warren Co. 12, 14, 16, Dx.
- 6 Magic Sunshine (Range) Reading Stove Works. 7, 8, 9, 17, 18, 19, 27, 28, 38, 7-16, 7-18, 8-18, 8-20, 9-20, 18-7, 18-8, 20-8, 20-9, 27-16, 27-18, 28-18, 28-20, 29-20, D. C. & Dx. (No plain grate.)
- 6 Magik-Bake A (Range) Plymouth Foundry. 7-18, 8-18, 8-20, Pl., Magic. Da. & Tri. When ordering brick tell style of grate.
- 6 Magik-Bake B (Range) Plymouth Foundry. 8-187, 8-207, Pl. & Da.
- 6 Magik-Bake C (Range) Plymouth Foundry. 7-18, 8-18, 8-20, Pl., Magic & Tri. When ordering brick tell style of grate.
- 6 Magnet (Range) O. G. Thomas. 7, Pl. Has range 5 or 6 holes?
- 5 Magnet (5 Hole Range) Southard, Robertson & Co. 6, 7, 8, Pl. Right end lining is iron. Iron end not sent on an order for linings unless specially ordered.
- Magnet (Globe) Pittston Stove Co. 2, 3, 4, Pl.
- Magnet (Globe) Fuller & Warren Co. 3, 4, 5, 6, Pl.
- 4 Magnet Acorn (Range) Rathbone, Sard & Co. End linings are iron. Iron ends not sent on an order for linings unless specially ordered. 7-18, 8-18, 8-20, 9-20, 71-18, 81-18, 81-20, 91-20, 20-80, 20-90, Dx.
- 4 Magnet Stewart (Range) Fuller & Warren Co. End linings are iron. Iron ends not sent on an order for linings unless specially ordered. 8-18, 8-20, 9-20, Da. & Tri.

MAGNETIC RANGES & STOVES. Southard, Robertson Co.

- Magnetic (Range) Southard, Robertson & Co. 7-19, 8-19, 8-21, 9-21, Pl. & Dx.
- Magnetic Boiler (Confectioner's Stove) Southard, Robertson & Co. 1, 2, Pl.
- Magnetic Oak (Oak) Southard, Robertson & Co. 11, 13, 15, 17, D. C. 12, 14, 16, 112, 116, D. C.
- Magnetic Banner (Parlor) Southard, Robertson & Co. 8, 9, 10, 11, 12, 14, Pl.
- 5 Magnetic Bono (2 Hole Range) Southard, Robertson & Co. 6, 7, 8, Pl. Right end lining is iron. Iron end not sent on an order for linings unless specially ordered.
- Magnetic Dixie (Globe) Southard, Robertson & Co. 10, 11, 12, Pl.
- Magnetic Dot (Globe) Southard, Robertson & Co. 2, 3, 4, 5, 6, 7, 8, Pl.
- Magnetic Flag (Parlor) Southard, Robertson & Co. 8, 9, 10, 11, 12, 14, 16*, D. C.
- 5 Magnetic Girard (Range) Southard, Robertson & Co. Right end lining is iron. Iron end not sent on an order for linings unless specially ordered. 7-16, 8-16, 7-18, 8-18, 8-20, 9-20, Pl., Dx. & Tri.
- Magnetic Jap (Parlor) Southard, Robertson & Co. 8, 9, 10, Pl.
- Magnetic Junior Oak (Oak) Southard, Robertson & Co. 11, 13, 15, 17, Pl.

STOVE PIPE, ELBOWS AND HEADERS

STOVE AND RANGE REPAIRS

Magnetic Lotos (Laundry) Southard, Robertson & Co. 10, 20, 30, 40, 50, 60, 11, 22, 33, 44, 66, 27, 28, 29, 270, 280, 290, Pl. 70, 70B, 80, 90, 100, 77, 77B, 88, 99, 111, Pl. & D. C. 200 Tri. See Lotos Laundry.

Magnetic Pansy (5 Hole Range) Southard, Robertson & Co. 70, 80, Pl. & D. C. Right end lining is iron. Iron end not sent on an order for linings unless specially ordered.

Magnetic Pearl (4 Hole Range) Southard, Robertson & Co. 6, 7, 8, Pl. Right end lining is iron. Iron end not sent on an order for linings unless specially ordered.

Magnetic Signal (Parlor) Southard, Robertson & Co. 8, 9, 10, 11, 12, 14, Pl.

Magnetic X-Ray (Range) Southard, Robertson & Co. Right end lining is iron. Iron end not sent on an order for linings unless specially ordered.

Magnetic Wren (5 Hole Range) Southard, Robertson & Co. 6, 7, 8, 6C, 7C, 8C, Pl. Right end lining is iron. Iron end not sent on an order for linings unless specially ordered.

Magnolia (Parlor) Leonard Co-op. Foundry Co. 10, 12, 16, Pl.

McArthur (Range) O. G. Thomas. 7-18, 8-18, Pl. Front lining is iron.

McLarney (Range) Leonard Co-op. Foundry Co. 7, 8, Pl.

Medallion (Range) Spicer & Peckham. 6, 7, 8, Pl. Give date. Is front lining iron or brick? See New Medallion and Prize Medallion Ranges.

Medford (Range) Union Furnace Co. 7, 8, Pl.

Melbourne (Range) Pilgrim Foundry Co. 7-18, 8-18, 8-20, Pl., Magic & Da.

Melody (Parlor) Floyd, Wells & Co. 10, 11, 12, 14, D. C.

Melrose (Range) Union Furnace Co. & T. Gaffney & Co. 7, 8, Pl.

Melrose (Range) O. A. Train & Champion Stove Foundry Co. 7, 8, Pl.

Melrose (Range) Smith & Anthony Co. 7-14, 7-16, 7-18, 8-18, Pl.

Melrose (Parlor) Taunton Iron Works. 1, 2, 3*, 10, 12, 14*, 18*, Pl.

Merchant Tallor Pond & Dunklee. 1*, 2*, 3*, Pl.

Merit (Parlor) Mohegan Stove Co. 10, 11, 12, 14, D. C.

Merit (Parlor) J. R. Wotherspoon. 9, 10, 12, 14, D. C.

Merlin (Range) Cobb Stove & Machine Co. & E. A. Dary. 7, 8, Pl.

Merrimac Grand (Range) Pilgrim Foundry Co. 7-18, 8-18, 8-20, Pl. & Da. End linings — Are they iron or brick? Shank Plate & Right End Guard — Are they cast together or separate? Dockash Grate — Is only one or both bars shaker barst

MAINE RANGES.

Noyes & Goddard and Noyes Stove Co.

Give full name of range as follows:
Ideal Maine Mystic Maine Our Maine
Model Maine New Maine Royal Maine, etc.
Ranges are listed under their first names.

6 Maine (Range) Goodell & Co. & Noyes & Goddard. 8, Pl.

6 Majestic (Range) S. M. Howes Co. 7-18, 8-18, 8-20, 9-20, Pl., Rx. & Da.

6 Majestic (Range) Magee Furnace Co. 277, 278, 279, 288, 289, 377, 378, 388*, 389*, Pl., Da. & Tri. Right end lining for No. 5 coil is iron. Iron end not sent on an order for linings unless specially ordered.

6 Majestic Oak (Oak) S. M. Howes & Keeley Stove Co. 15, 17, D. C.

6 Majestic New Era (Range) Yeager & Hunter Stove Co. 7-16, 8-16, 7-18, 8-18, 8-20, 9-20, Pl. & Da. 7-26, 8-26, 7-28, 8-28, 8-30, 9-20, Dx.

6 Majesty (Range) Floyd, Wells & Co. Right end lining is iron. Iron end not sent on an order for linings unless specially ordered.

6 Major (Oak) Summit Fdy. Co. & H. N. Clark Co. 614, 616, 618, Tri.

6 Manchester (Range) Leonard Co-op. Foundry Co. 7-18, 8-18, 8-20, Pl., Tri. & Dx. When ordering brick tell style of grate.

6 Manilla (Parlor) New York Stove Works. 10, 11, 12, 14*, D. C.

6 Mann's Beauty (Range) No. Dighton Co-operative Stove Co. 7-18, 8-18, Pl., Tri. & D. C. When ordering brick tell style of grate.

6 Mansfield (Range) Gardner Chilson. Give date. 7, 8, Pl. & Two Piece See New Mansfield Range.

6 Maple (Sheet Iron Box Stove) S. M. Howes Co. 118, 122, 125, 128.

6 Marblehead Leader (Range) D. B. H. Power & Co. 6, 7, 7 1/2, 8, Pl. Has range 5 or 6 holes?

6 Marine Household (Ship Range) White-Warner Co. 2 Hole Range. 6-92, 8-122, 9-132*, Pl. 4 Hole Range. 7-114*, 8-134*, Pl. 6 Hole Range. 7-166*, 8-186*, 8-206*, Pl. Extra Heavy Range — Single Oven — 36R**, 36L**, Pl. Range has French Panel Top. Extra Heavy Range — Double Oven — 60**, Pl. Range has French Panel Top.

6 Marin's Jewel (Range) Somerset Stove Foundry Co. 7-18, 8-18, Pl., Tri. & D. C. When ordering brick tell style of grate. Has elbow waterfront only. End linings to fit waterfront are iron.

6 Marion (Range) Weir Stove Co. 6, 7, 7 1/2, 8, Pl. Has range 5 or 6 holes?

6 Marion (Range) Union Stove Works. 7, 8, Pl. & Tri.

6 Marlboro (Range) Weir Stove Co. 6, 7, 7 1/2, 8, Pl. Has range 5 or 6 holes?

6 Mars (Cannon) Hardwick Stove Co. 20, 30, 40, 50, D. C.

6 Mars Eclipse (Oak) H. N. Clark & Co. & Eclipse Stove Co. 210, 212, 214, 216, 218, D. C. & Pl.

6 Marvel (Range) Walker & Pratt Mfg. Co. 7-18, 8-18, 8-20, 9-20, Pl. & Triple. 70-18, 80-18, 80-20, 90-20, Pl., Da. & Triple

6 Marvel (Range) Pilgrim Foundry Co. 7-18, 8-18, 8-20, Pl., Magic & Da.

6 Marvel (Range) H. N. Clark Co. 7-18, 8-18, 8-20, Pl., Magic & Da.

6 Marvel (Range) A. McArthur Co. & O. G. Thomas. 7-18, 8-18, Pl. & Da. 8-20, Pl., Da. & Tri.

6 Marvel (Parlor) Boston Furnace Co. & A. Cox Stove Co. 22, 24, 26, 32, 34, 36, D. C.

6 Marvel Hub Ebony Finish (Range) Smith & Anthony Co. Give date on shank plate. 187*, 188*, 208*, 209*, 1870*, 1880*, 2080*, 2090*, Pl., Rx., Da. & Tri.

6 Marvel Irving (Range) Floyd, Wells & Co. 7, 18, 8, 19, Tri.

6 Marvin R (Range) Somersworth Foundry Co. 81, 82, Pl., Magic, Da. & Tri.

6 Mascot (Range) Plymouth Foundry Co. 7-18, 8-18, 8-20, Pl.

6 Mascot (Range) Auburn Stove Foundry Co. 7-20, 8-20, Pl. & Walter. Does front clamp go through center or over top of front brick?

6 Mascot (Parlor) Plymouth Foundry Co. 12, 14, D. C.

6 Massasoit (Range) Spicer & Peckham. 6, 7, 8, Pl.

6 Massasoit (Range) Smith & Anthony Co. 207X, 208X, 228X, 229X, Pl., Rx., Da. & Tri.

6 Massasoit City Style (Range) Smith & Anthony Co. 187X, 188X, 207X, 208X, 209X, 228X, 229X, Pl., Rx., Da. & Tri.

6 Massena (Range) Union Stove Works. 7, 8, Pl. & Tri.

6 Master Windsor (Globe) Lakeside Foundry Co. 30, 40, 50, 60, Pl. 70, 80, 90, D. C.

6 Matchless (Range) Fuller & Warren Co. Right end lining is iron. Iron end not sent on an order for linings unless specially ordered. (5 Hole) 70, 80, 77, 88, Pl. & Dx. (6 Hole) 7-16, 8-18, 71-16, 81-18, Pl. & Dx.

6 Matchless (Parlor) Fuller & Warren Co. 10, 11, 12, 14, D. C.

6 Matchless Oak (Oak) Fuller & Warren Co. 80, 85, 90, 95, 100, 105, D. C.

6 Matchless Diamond (Square Parlor) Fuller & Warren Co. 10, 11, 12, 14, 16, 100, 110, 120, 140, 160, 112, 114, 116, D. C.

6 Matchless Stewart (Range) Fuller & Warren Co. Right end lining is iron. Iron end not sent on an order for linings unless specially ordered. (5 Hole) 75, 85, Dx. (6 Hole) 73-16, 83-18, Dx.

6 Matron (Range) Somerset Co-op. Foundry Co. 7-18, 8-18, 8-20, Pl. & Tri. When ordering brick tell style of grate. Has elbow waterfront only. End linings to fit waterfront are iron.

6 Matron Grand (Range) Somerset Co-op. Foundry Co. 7-18, 8-18, 8-20, Pl. & Tri. When ordering brick tell style of grate. Has elbow waterfront only. End linings to fit waterfront are iron.

6 Matron Jewel (Range) Somerset Co-op. Foundry Co. 7-18, 8-18, Pl., Tri. & D. C. When ordering brick tell style of grate. Has waterfront only. End linings to fit waterfront are iron.

6 Maverick (Range) Leonard Co-op. Fdy. Co. & S. M. Howes Co. 7-18, 8-18, 8-20, Pl.

6 Mayflower (Range) Royal Bristol Co. 108, 8-20, Pl., Da. & Tri.

6 Mayflower (Range) Magee Furnace Co. 7-18, 8-20, Da.

6 Mayflower (Square Parlor) Weir Stove Co. 13, 15, 23, 25, D. C.

6 Mayflower (Open Grate) Smith & Anthony Co. 3, 3 1/2, 4, 23, 30.

Merrimac Grand (Range) Union Furnace Co. 7-18, 8-18, 8-20, Pl., Tri. & D. C. When ordering brick tell style of grate.

6 Merrimac Queen (Range) New England Stove Co. 7-18, 8-18, 8-20, Pl., Tri., Dx. & D. C. When ordering brick tell style of grate

6 Merrimac Star (Range) New England Stove Co. 7-18, 8-18, 8-20, Pl. & Tri. When ordering brick tel style of grate.

4 Messenger (Range) A. Cox Stove Co. End linings are iron. Iron end not sent on an order for linings unless specially ordered. 7-18, 82-18, 82-20, 92-20, Dx.

6 Messenger Novelty (Range) A. Cox Stove Co. 7-19, 8-19, 8-21, 9-21, Dx. & Copp. 8-18, 9-20, Dx.

6 Meteor (Globe) Buckwalter Stove Co. 10, 11, 12, 13, Pl.

6 Methuen (Range) Union Furnace Co. 7, 8, Pl.

6 Mikado (Range) Portland Stove Foundry Co. 7-18, 8-18, 8-20, Pl. & Tri. When ordering bric tell style of grate.

6 Mikado (Range) Taunton Iron Works. 7-18, 8-18, 7-20, 8-20, 9-20, 9-24*, Pl.

6 Mikado (Parlor) Smith & Anthony Co. 13, 15, 17, D. C.

6 Milford (Range) Leonard Co-op. Foundry Co. 7, 8, Pl. Front lining is iron.

6 Milford B (Range) Leonard Co-op. Foundry Co. 7, 18, 8-18, 8-20, Pl. See New Milford Range.

6 Miller (Range) Leonard Co-op. Foundry Co. 7-18, 8-18, 8-20, Pl.

6 Mills (Range) Union Furnace Co. 7, 8, Pl.

6 Milton (Range) Weir Stove Co. 6, 7, 7 1/2, 8, Pl. Has range 5 or 6 holes?

6 Mingo (2 Hole Stove) Buckwalter Stove Co. 6, 7, 8, Pl.

6 Minot (Range) Walker & Pratt Mfg. Co. 7, 8, Pl.

6 Minot (Range) Kingston Co-op. Foundry Co. 7-18, 8-18, 8-20, Pl.

6 Mirror (Range) O. G. Thomas. 7-18, 8-18, 8-20, Pl.

6 Mistletoe (Parlor) Magee Furnace Co. 1, 2*, 3*, 4**, D. C.

6 Model (Parlor) Keeley Stove Co. 10, 11, 12, 14, 24, D. C.

6 Model (Parlor) N. Y. Stove Works. 12, 14, D. C.

6 Model Cylinder (Factory Stove) Barstow Stove Co. 12, 14, 16, 18, 20, D. C.

6 Model Parlor. See Art Model, Home Model, New Model, Our Model & Prize Model Parlors.

6 Model (Laundry) S. M. Howes Co. 8, Pl.

6 Model Oak (Oak) Baker Stove Works. 512, 514, 516, 518, 520, D. C.

MODEL RANGES.

Barstow Stove Co. We are the Boston Branch of the Barstow Stove Co.

and carry a large stock of repairs for their goods. We also carry a stock of whole goods.

6 Model (Range) Barstow Stove Co. 587, 687, Pl. & Tri. 73-10, 318-10, Pl., Da. & Tri.

7-05, 18-05, 8-05, Pl., Da. & Tri. 74-10, 418-10, 84-10, Pl., Da. & Tri.

72-09, 218-09, 82-09, Pl., Da. & Tri. 75-10, 518-10, 85-10, Pl., Da. & Tri.

7-10, 18-10, 8-10, Pl., Da. & Tri. 72-12, 218-12, 82-12, Pl., Da. & Tri.

72-10, 218-10, 82-10, Pl., Da. & Tri. 75-12, 518-12, 85-12, 95-12, Pl., Da. Tri. See Barstow Model Ranges.

MODEL RANGES.

Spicer & Peckham and Spicer Stove Co.

We are the successors to this foundry and own the patterns which are still in existence.

See New Model, Prize Model and Royal Model Ranges.

6 Model (Range) Spicer & Peckham. Give date. 70, 7, 80, 8, 90, Pl. & Rx.

6 Model Hotel Range. Spicer & Peckham & Spicer Stove Co. 10*, Pl. & Rx.

6 Model Hotel Range. Barstow Stove Co. 10-30*, Pl.

6 Model B (Range) Spicer & Peckham. Give date. 7, 80, 88, 8, Pl. & Tri. 107, 180, 188, 108, Pl. & Tri.

6 Model B (Range) Barstow Stove Co. 107A, 180A, 188A, 108A, 207, 280, 288, 208, 307, 380, 388, 308, Pl., Da. & Tri.

6 Model B Cook (Range) Spicer Stove Co. 7, 88, 8, Pl. & Tri.

6 Model Acorn (Range) Rathbone, Sard & Co. End linings are iron. Iron ends not sent on an order for linings unless specially ordered. 6287, 6387, 6397, 6283, 6383, 6393, Dx. & Pl.

5 Model Apollo (Range) Buckwalter Stove Co. Right end lining is iron. Iron end not sent on an order for linings unless specially ordered. 578, 508, 589, Dx.

6 Model Art (Range) Spicer & Peckham. 7, 80, 8, Pl. & Tri.

6 Model Banquet (Range) Portland Stove Foundry Co. 7-20, 8-20, Pl. & Da.

6 Model Beauty (Range) Barstow Stove Co. 708, 407, 507, Pl.

6 Model Beauty (Range) Dighton Furnace Co. 7-18, 8-18, 8-20, Pl. & Tri.

5 Model Bengal (Range) Floyd-Wells Co. Right end lining is iron. Iron end not sent on an order for linings unless specially ordered. 7061, 8061, 7081, 8081, 9081, 8002, 9002, 8063, 8083, 9083, 8004, 9004, Tri. 7661, 8661, 7681, 8681, 9481, 8602, 9602, 7683, 8683, 9483, 8604, 9604, Dx.

4 Model Bride (Range) Grandier Stove Co. End linings are iron. Iron ends not sent on an order for linings unless specially ordered. 17-18, 18-18, 17-20, 18-20, 19-20, Da. 71-18, 81-18, 71-20, 81-20, 91-20, Tri. 57-18, 58-18, 57-20, 58-20, 59-20, Dx.

6 Model Cable (Range) E. B. Colby & Co. (6) 7-16, 8-16, 7-18, 8-18, 8-20, 9-20, 7, 8, 18, 89, 9, 168, 18-20, Da. (5) 307, 318, 308, 319, Dx. Right end lining is iron. 820, 822, Pl. & Dx.

6 Model Crescent (Range) O. G. Thomas & H. N. Clark. Give date. 7-18, 8-18, 8-20, 9-20, Pl., Da. & Tri. Are nickel rails bolted or removable?

6 Model Crescent (Parlor) H. N. Clark Co. 9, 10, 12, D. C.

6 Model Crescent (Parlor) O. G. Thomas. 10, 12, 14*, D. C.

6 Model Crescent Oak (Oak) O. G. Thomas. 12, 14, 16, 18, D. C.

6 Model Crown (Range) Lord & Stone. 8, 9, 9-02, 9-08, Pl.

6 Model Empress (Range) Barstow Stove Co. 7, 8-18, 8, Pl., Da. & Tri.

STOVE AND RANGE REPAIRS

- 6 Model Ferdinand (Range) O. G. Thomas. Give date. 7-18, 8-18, 8-20, 9-20, Pl., Da. & Tri. Are nickel rails bolted or removable!
- 6 Model Fireside (Range) O. G. Thomas. Give date. 7-18, 8-18, 8-20, 9-20, Pl., Da. & Tri. Are nickel rails bolted or removable!
- Model Fireside (Parlor) O. G. Thomas. 10, 12, 14*, D. C.
- 6 Model Fireside Oak (Oak) O. G. Thomas. 12, 14, 16, 18, D. C.
- 6 Model Good Luck (Range) Somersworth Machine Co. 7-18, 8-18, 8-20, Pl., Da. & Non. When ordering brick tell style of grate.
- 6 Model Grand (Range) Spicer & Peckham. Sise is on long center. 7, 80, 88, 8, Pl., Rx. & Tri. Is back shank on bed or grate? 9-24*, Pl. & Rx.
- 6 Model Grand (Range) Spicer & Peckham. 107, 180, 188, 108, Pl., Rx., Da. & Tri.
- 6 Model Grand (Range) Barstow Stove Co. 7-20A, 80-20A, 88-20A, 8-20A, 9-20A, Pl., Rx., Tri. & Da. 0B, 1B, 2B, Pl., Rx., Da. & Tri. 7-09*, 18-09*, Pl., Rx. & Tri. 8-09*, Pl., Rx., Tri. & Da. 73-10, 318-10, 83-10, Pl., Da. & Tri. 83-14, 83-15*, 8-19*, 86-19*, Pl., Da. & Tri.
- Model Grand (Parlor) Spicer & Peckham. 14, 16, 18, 140, 160, 180, D. C.
- 6 Model Harvard (Range) Somersworth Foundry Co. Has range a Handy Feed? 7-18-03, 828-03, 8-20-03, 7-18-3, 828-4, 8-20-3, Pl., Magic & Da. Has range a front guard? Is back post clamp heavy or light? Are end linings iron or brick?
- 6 Model Herald (Range) O. G. Thomas. Give date. 7-18, 8-18, 8-20, 9-20, Pl., Da. & Tri. Are nickel rails bolted or removable!
- Model Herald (Parlor) O. G. Thomas. 10, 12, 14*, D. C.
- Model Herald Oak (Oak) O. G. Thomas. 12, 14, 16, 18, D. C.
- Model Herald (Wood Stove) S. M. Howes Co. 21, 23, 25.
- 6 Model Home (Range) Pilgrim Foundry Co. Give date on shank plate. 7-18, 8-18, 8-20, Pl., Magic & Da.
- 6 Model Home Crescent (Range) O. G. Thomas. 7-18, 8-18, 8-20, 9-20, Pl., Da., Tri. Da. & Tri. Grate — Is only one or are both bars shaker bars?
- 6 Model Home Fireside (Range) O. G. Thomas. 7-18, 8-18, 8-20, 9-20, Pl., Da. & Tri. Da. & Tri. Grate — Is only one or are both bars shaker bars?
- 6 Model Home Herald (Range) O. G. Thomas. 7-18, 8-18, 8-20, 9-20, Pl., Da. & Tri. Da. & Tri. Grate — Is only one or are both bars shaker bars?
- 6 Model Hub (Range) Smith & Anthony Co. Give date on shank plate. (1886) — 7-18, 8-18, 8-20, 8-20, 9-20, 8-22, 9-22, Pl. & Rx. "B" (1899) — 7-18*, 8-18*, 8-20*, 9-20*, Pl., Rx. & Da. "E" (1902) — 7-18*, 8-18*, 8-20*, 9-20*, Pl., Rx. & Dx. Does plain or reflex grate dump to front or back? See cuts. "C" (1903) — 207*, 208*, 209*, 228*, 229*, Pl., Rx. & Da. Does plain or reflex grate dump to front or back? See cuts. "C" (1904) — 187X*, 188X*, 207X*, 208X*, 209X*, 228X*, 229X*, Pl., Rx., Da., & Tri. Ebony Finish — 187X*, 188X*, 207X*, 208X*, 209X*, 228X*, 229X*, Pl., Rx., Da. & Tri. Top Panels — State whether large or small and if small whether it has a lip on it?

MODEL HUB (S. & A. Co.) PLAIN GRATES



Back Dump Front Dump

TOP PANELS FOR MODEL HUB RANGES (1899 AND LATER)



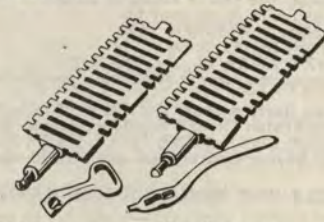
Large Panel Small Panel with lip Small Panel no lip

Small panel with lip and small panel without lip fit together and with large panel make a complete set of panels.

- 6 Model Ideal (Range) No. Dighton Co-operative Stove Co. 7-18, 8-18, 8-20, Pl., Tri., Dx. & D. C. When ordering brick tell style of grate.
- Model Jr. (Globe) Globe Foundry Co. 4, 5, 6, 7, 8, Pl.
- 6 Model Keystone (Range) No. Dighton Co-op. Stove Co. 7-18, 8-18, Pl. & Tri.
- Model Keystone (Range) Keystone Stove Foundry. 820, 822, Pl. & Dx.
- 6 Model Maine (Range) Noyes Stove Co. and Noyes & Goddard. 8, Pl.
- 6 Model Oak (Range) Eagle Stove Foundry Co. 7-18, 8-18, 8-20, Pl. & Tri.
- 6 Model Premier (Range) Barstow Stove Co. 370, 378, 380, Pl., Tri., Da. & Dx.
- 6 Model Princess (Range) Barstow Stove Co. 170, 178, 180, 189, 270, 278, 280, 370, 378, 380, Pl., Tri., Da. & Dx.
- 6 Model Queen (Range) Spicer & Peckham. 7, 80, 88, 8, Pl.
- 6 Model Queen (Range) Barstow Stove Co. 70-18, 80-18, 80-20, 90-20, 70-18A, 80-18A, 80-20A, 90-20A, Pl., Da. & Tri.
- 6 Model Somersworth (Range) Somersworth Machine Co. 7-18, 8-18, 8-20, Pl., Da. & Non. When ordering brick tell style of grate.
- 6 Model Standard (Range) Somersworth Foundry Co. Give full number of range. 7-18, 8-18, 8-20, Pl., Magic & Da. 7-18-03, 828-03, 8-20-03, 7-18-3, 828-4, 8-20-3, Pl., Magic & Da. Has range a Handy Feed? Has range a front guard? Is back post clamp heavy or light? Are end linings iron or brick? Are nickel rails bolted or removable?
- 4 Model Stewart (Range) Fuller & Warren Co. End linings are iron. Iron ends not sent on an order for linings unless specially ordered. 7-18, 8-18, 8-20, 9-20, 71-18, 81-18, 81-20, 91-20, Pl., Da., Tri. & Dx. 18-20, 19-20, 82-20, 92-20, Da. & Tri. (No plain grate.) 83-18, 83-20, 93-20, Da., Tri. & Dx. (No plain grate.)
- 5 Model Sunshine (Range) Reading Stove Works. 8, 70, 71, 80, 81, Pl. & Dx.
- 6 Model Treasure (Range) O. G. Thomas. Give date. 7-18, 8-18, 8-20, 9-20, Pl., Da. & Tri. Are nickel rails bolted or removable?
- 6 Model Waverly (Range) Pilgrim Foundry Co. Give date on shank plate. 7-18, 8-18, 8-20, Pl., Magic & Da.
- 6 Model Windsor (Range) Dighton Furnace Co. 7-18, 8-18, 8-20, Pl. & Tri. State style of plain grate. See cut.
- 6 Model Winner (Range) Spicer & Peckham. 7-18, 8-18, 8-20, Pl. & Tri.
- 6 Model Winner (Range) Barstow Stove Co. 70-18, 80-18, 80-20, 700-18, 800-18, 800-20, Pl. & Tri.

- 6 Model Winthrop (Range) Dighton Furnace Co. 7-18, 8-18, 8-20, Pl. & Tri. State style of plain grate. See cut.

MODEL WINTHROP & MODEL WINDSOR PLAIN GRATES & SHAKERS



Old Pattern New Pattern

- 6 Model Wonder (Range) Barstow Stove Co. 7, 8-18, 8, Pl., Da. & Tri.
- 6 Modern (Range) Union Furnace Co. 7, 8, Pl.
- Modern (Parlor) S. M. Howes Co. 10, 12, 14, D. C.
- 6 Modern Atlantic (Range) Portland Stove Foundry Co. 8-20, 9-20, Pl.
- Modern Bradford (Parlor) No. Dighton Stove Co. 10, 13, 14, D. C.
- 6 Modern Bradford (Range) E. A. Dary & Son 7-18, 8-18, 8-20, 9-20, Pl., Da. & Tri.
- 6 Modern Bradford Grand (Range) E. A. Dary & Son. 7-18, 8-18, 108-20, 109-20, Pl., Da. & Tri.
- 6 Modern Clarion (Range) Wood, Bishop & Co. 8-18, 8-20, Pl. & Da.
- 6 Modern Crescent (Range) H. N. Clark Co. 7-18, 8-18, 8-20, 9-20, Pl. & Tri.
- Modern Crescent (Parlor) H. N. Clark Co. 10, 12, 14, D. C.
- 6 Modern Dartmouth (Range) Ford Foundry Co. 8-20, 9-20, Tri.
- Modern Fairmount (Parlor) Leonard & Baker Stove Co. 10, 12, 14, D. C.
- 6 Modern Fairmount Grand (Range) Leonard & Baker Stove Co. 7-18, 8-18, 108-20, 109-20, Pl., Da. Tri. & Dx.
- 6 Modern Glendale (Range) Somerset Stove Foundry Co. 7-18, 8-18, 8-20, 7-118, 8-118, 8-201, Pl., Da. & Tri.
- Modern Glendale (Parlor) Leonard & Baker Stove Co. 10, 12, 14, D. C.
- Modern Glenwood Oak (Oak) Weir Stove Co. 12, 14, 16*, 18*, D.C. 114, 116*, 118*, Tri.
- Modern Glenwood Wood Parlor. Weir Stove Co. 220, 223, 225, 323, 325.
- 6 Modern Glenwood B (Range) Weir Stove Co. 607, 680, 608, 690, Pl., Magic, Da. & Tri.
- 6 Modern Glenwood E (Range) Weir Stove Co. 507, 580, 508, 590, 690, Pl., Magic, Da. & Tri.
- 6 Modern Glenwood F (Range) Weir Stove Co. When ordering brick tell style of grate. 207, 280, 208, 290, 380, 308, Pl., Da. & Tri.
- 6 Modern Glenwood Home Grand (Range) Weir Stove Co. 207, 280, 208, 290, Magic, Da. & Tri. (No plain grate.)
- 5 Modern Glenwood Three Fuel (Range) Weir Stove Co. 8-16, Pl., Da. & Tri. Right end lining is iron. Iron end not sent on an order for linings unless specially ordered.
- 6 Modern Ideal (Range) No. Dighton Co-op. Stove Co. 7-18, 8-18, 8-20, Pl. & Tri.
- 6 Modern Leader (Range) H. N. Clark Co. Give full number that appears on top of range. Has range a Handy Feed? See cut. 7-18-03, 8-18-03, 828-03, Pl., Magic, Da. & Tri. 7-18-4, 828-4, Pl., Magic, Da. & Tri. 7-18-0, 8-18-0, 828-0, 7-18, 828, Pl., Magic, Da. & Tri. 72, 81, 82, 72 H. F., 82 H. F., 86, Pl., Magic, Da. & Tri. Da. & Tri. Grate — Is only one or are both bars shaker bars?
- 6 Modern New Elmwood (Range) Weir Stove Co. 607, 680, 608, 690, Pl., Magic, Da. & Tri.
- 6 Modern Oakland (Range) No. Dighton Co-op. Stove Co. 7-18, 8-18, 8-20, Pl. & Tri.
- 6 Modern Rockford (Range) New England Stove Co. 7-18, 8-18, 8-20, Pl. & Tri.
- 6 Modern Wendell (Range) No. Dighton Co-op. Stove Co. 7-18, 8-18, 8-20, 9-20, Pl. & Tri.
- 5 Modern Wincroft (Range) Wincroft Stove Works. Right end lining is iron. Iron end not sent on an order for linings unless specially ordered. 8-16J, 8-18J, 8-20J, 186R, 186L, Da.
- 6 Modern Winthrop (Range) Dighton Foundry Co. 7-18, 8-18, 8-20, Pl., Da. & Tri.
- 6 Modern Woodford Supreme (Range) Leonard & Baker Stove Co. 7-18, 8-18, 108-20, 109-20, Pl., Da., Tri. & Dx.
- 6 Modest (Range) Union Furnace Co. 7, 8, Pl.



Handy Feed

MOHAWK RANGES. Burden Bryant Co.

- Give full name of range. Gem Mohawk, Grand Mohawk, or Royal Mohawk. Ranges are listed under their first names.
- If range has enamel finish be sure to state and tell color.
- 6 Mohawk (Range) Barstow Stove Co. 18-24, 81-24, Pl., Da., Tri. & Multiple.
- 4 Mohawk Capital (Range) Burden-Bryant Co. 2N8-20, 3N8-20, Tri. & Dx. End linings are iron. Iron ends not sent on an order for linings unless specially ordered.
- 6 Mohawk Chief (Coal & Gas Range) Burden Bryant Co. 288, 388, Pl., Da. & Tri.
- Mohawk Circulator (Parlor Furnace) Burden-Bryant Co. 16, Tri.
- Mohawk Circulator Junior (Parlor Furnace) Burden-Bryant Co. 14, Tri.
- Mohawk Compact (Coal and Gas Range) Burden-Bryant Co. 3T8-18, 7T8-18, Tri. Left end lining is iron. Is right end lining iron or brick? Iron ends not sent on an order for linings unless specially ordered.
- Mohawk Duplex (Coal and Gas Range) Burden-Bryant Co. 7L8-18, Tri. Left end lining is iron. Is right end lining iron or brick? Iron ends not sent on an order for linings unless specially ordered.
- 4 Mohawk Quality (Range) Burden-Bryant Co. 2S8-20, Da. & Tri. End linings are iron. Iron ends not sent on an order for linings unless specially ordered.
- Mohawk Service (Coal and Gas Range) Burden-Bryant Co. 5F8-18, 7F8-18, Tri. Left end lining is iron. Is right end lining iron or brick? Iron ends not sent on an order for linings unless specially ordered.
- 6 Moller (Range) Kingston Co-op. Foundry Co. 7-18, 8-18, 8-20, Pl.
- 6 Moller B (Range) O. G. Thomas. 7-18, 8-18, 8-20, 9-20, Pl., Tri., Dx. & D. C. When ordering brick tell style of grate.
- 4 Monarch (Range) O. G. Thomas & A. McArthur & Co. 7-18, 8-18, Pl. Front lining is iron.
- 6 Monarch (Range) White, Warner & Co. 7-18, 8-18, 8-20, Pl.

STOVE AND RANGE REPAIRS

- Monarch (Parlor) Union Furnace Co. 1, 2, 3, Pl.
- Monarch (Parlor) S. M. Howes Co. 13, 15, D. C.
- Monarch (Cannon) Globe Foundry Co. 13, 15, 17, 20, D. C.
- 6 Monarch Acorn (Range) Rathbone, Sard & Co. 7-18, 8-18, 8-20, 9-20, 71-18, 81-18, 81-20, 91-20, Pl. & Da.
- 6 Monarch Howes (Range) See Howes Monarch Range.
- 6 Monarch Hub (Range) Smith & Anthony Co. Give date on shank plate, 1901, 1904 or 1907. 207*, 208*, 228*, 229*, Pl., Rx. & Da. 207X*, 208X*, 228X*, 229X*, Pl., Rx., Da. & Tri. Top Panels — State whether large or small and if small whether it has a lip on it. See cut.
- 6 Monarch Hub (Range) Barstow Stove Co. 2086, Pl., Da. & Tri.
- 6 Monarch Hub Ebony Finish (Range) Smith & Anthony Co. 187X*, 188X*, 207X*, 208X*, 209X*, 228X*, 229X*, Pl., Rx., Da. & Tri. Top Panels — State whether large or small and if small whether it has a lip on it. See cut.

TOP PANELS FOR MONARCH HUB RANGES



Large Panel

Small Panel with lip

Small Panel no lip

Small panel with lip and small panel without lip fit together and with large panel make a complete set of panels.

- 6 Monarch Ideal (Range) No. Dighton Co-op. Stove Co. 7-18, 8-18, 8-20, Pl. & Tri. Are nickel rails bolted or removable?
- 6 Monarch Oakland (Range) See Oakland Monarch Range.
- 5 Monarch Peninsular K (Steel Range) Peninsular Stove Co. Right end lining is iron. 7-15, 8-15, 9-15, 7-17, 8-17, 9-17, 8-19, 9-19, 8-21, 9-21, Pl. & Dx.
- 6 Monarch Wellington (Range) Walker & Pratt Mfg. Co. 7-18, 8-18, 8-20, 9-20, Pl., Da. & Tri.
- 6 Monarch Wellington Premier (Range) Walker & Pratt Mfg. Co. 7-18, 8-18, 8-20, 9-20, Pl., Da. & Tri.
- Monica (Cannon) Abendroth Bros. 10, 11, 12, 13, 15, 17, 20, D. C.
- 5 Mono (Range) Floyd, Wells Co. 76-14, Pl. Right end lining is iron.
- 6 Monroe (Range) Taunton Iron Works. 7-18, 8-18, 7-20, 8-20, 9-20, 9-24*, Pl.
- 6 Monroe (Parlor) Taunton Iron Works. 1, 2, 3*, 10, 12, 14*, 18*, Pl.
- 6 Monsee's Grand (Range) No. Dighton Co-op. Stove Co. 7-18, 8-18, Pl., Tri. & D. C. When ordering brick tell style of grate.
- 6 Montello (Range) Leonard Co-op. Foundry Co. 7-18, 8-18, 8-20, Pl., Tri. & Dx. When ordering brick tell style of grate.
- Montour (Cannon) Danville Stove & Mfg. Co. 2, 3, Pl. 4, 5, D. C. & Dx. Size appears on top of ash pit in center of front.
- 4 Montrose (Range) O. G. Thomas & C. H. Andrews & Co. 7, 8, Pl. Front lining is iron.
- Morandi-Proctor Co. French Range. Morandi-Proctor Co. Give number and length of range and drawing of waterback. 400, 410, 450, 460, 500, 510, Revolving. See cut. 480, 481, 500, 501, 550, 551, Flat. 482, 502, 552, Duplex. 484, 504, 554 Revolving. See cut. If none of the above sizes appear on range, give exact length of range and date.



Revolving Grate.

- Morse Oak, (Oak) Morse Furniture Co. 11, 13, 15, 17, 19, D. C.
- 6 Morning Star (Range) Taunton Iron Works. 7-18, 8-18, 8-20, Pl., Da. & Tri.
- 6 Mount Desert G (Range) Portland Stove Foundry Co. 8-20, 9-20, Pl., Da., Tri. & D. C. When ordering brick tell style of grate.
- 6 Mount Desert H (Range) Portland Stove Foundry Co. 7-18, 8-18, 8-20, Pl., Da. & Tri. When ordering brick tell style of grate.
- 6 Mount Desert I (Range) Portland Stove Foundry Co. 7-20, 8-20, Pl., Da. & Tri. When ordering brick tell style of grate.
- 6 Mount Desert J (Range) Portland Stove Foundry Co. 8-20, Pl., Da. & Tri.
- 6 Mount Tom (Range) Union Stove Works.
- 6 Mountain Oak (Oak) Buckwalter Stove Co. Is stove blacked or enameled? 14, 16, 18, 28, 32, 36, 116, 118, 120, 132, 136, 140, D. C. & Dx.
- 6 Murphy's Grand (Range) O. G. Thomas. 7-18, 8-18, 8-20 Pl.
- Myrtle (Parlor) Floyd, Wells & Co. 8, 9, 10, 11, 12, 14, D. C.
- Mystic (Parlor) Floyd, Wells & Co. 9, 10, 11, 12, 14, D. C.
- Mystic (Parlor) L. M. Leonard. 9, 10, 12, Pl.
- 6 Mystic (Range) O. G. Thomas. 7-18, 8-18, 8-20, Pl.
- 6 Mystic (Range) Magee Furnace Co. Give date. 7-18, 8-18, 8-20, 9-20, 9-22*, Pl. & Da.
- 6 Mystic Double Oven Range. Magee Furnace Co. Give date. 8-20*, 9-20*, Da.
- 6 Mystic Maine (Range) Noyes Stove Co. 8, Pl. & Da.
- 6 Mystic National (Air Tight) H. N. Clark Co. 20, 22, 24.
- 5 Mystic Perfect (Range) Raymond Mfg. Co. Right end lining is iron. Iron end not sent on an order for linings unless specially ordered. 7-14, 7-16, 8-16, 7-18, 8-18, 8-20, 9-20, Pl. & Dx.
- 5 Mystic Sunshine (Range) Reading Stove Works. Iron end not sent on an order for linings unless specially ordered. Left Hand Fire Box — Right end lining is iron. 6-14, 7-14, 6-16, 7-16, 8-16, 7-18, 8-18, 8-20, 9-20, 60-16, 70-16, 80-16, 70-18, 80-18, 80-20, 90-20, 6-116, 7-116, 7-118, 8-118, 8-120, 9-120, 27-18, 28-18, 28-20, 29-20, 27-118, 28-118, 28-120, 29-120, 270-18, 280-18, 280-20, 290-20, Pl. & Dx. Right Hand Fire Box — Left end lining is iron. 18-7, 18-8, 20-8, 20-9, 18-70, 18-80, 20-80, 20-90, 118-7, 118-8, 120-8, 120-9, 18-27, 18-28, 20-28, 20-29, 118-27, 118-28, 120-28, 120-29, 18-270, 18-280, 20-280, 20-290, Pl. & Dx.
- 5 Nadeau (Range) Dighton Furnace Co. 7-18, 8-18, Pl. Right end lining is iron. Iron end not sent on an order for linings unless specially ordered.
- 6 Nantasket (Range) Barstow Stove Co. 7-18, 8-18, Pl.
- 6 Napoleon (Range) Noyes & Nutter. 7, 8, Pl. & C pp.
- 6 Napoleon (Wood Parlor) Noyes & Nutter Mfg. Co. 21, 24.
- 6 Narragansett (Range) Otter River Foundry Co. 8-20, Tri.
- 6 Nashua (Range) Highland Foundry Co. 7, 8, Pl.
- 6 Nashua (Range) Smith & Anthony Co. 7-16, 8-16, 7-18, 8-18, 8-20, 9-20, Pl. & Dx.
- 6 Nassau (Range) White, Walker & Co. 7-18, 8-18, 8-20, Pl.
- 6 Nassau (Range) M. A. Dary & S. M. Howes Co. 7-18, 8-18, 8-20, Pl.
- 6 Nassau (Parlor) E. Munsell & Co. 8, 9, 10, 11, 12, Pl.
- 6 Natick (Parlor) Dighton Furnace Co. 13, 15, 17*, Pl.
- 6 Natick (Range) Somerset Co-op. Foundry Co. 7-16, 7-18, 8-20, Pl.

- 6 Natick (Range) Eagle Stove Foundry Co. 7-18, 8-18, 8-20, Pl.
- 6 Natick B (Range) Eagle Stove Foundry Co. 7-18, 8-18, 8-20, Pl.
- 6 Natick Grand (Range) Eagle Stove Foundry Co. 7-18, 8-18, 8-20, Pl.
- 6 Natick Model (Range) Eagle Stove Foundry Co. 7-18, 8-18, 8-20, Pl. & Tri.
- National Range. See Magee National Coal & Gas Range.
- 6 National B (Range) Boston Foundry Co. 18-18, 18-20, Pl., Da. & Tri.
- National Acorn (Range) Rathbone, Sard & Co. (6) 7-18, 8-18, 8-20, 9-20, 71-18, 81-18, 81-20, 91-20, Pl. & Da. (6) 72-18, 82-18, 82-20, 92-20, 73-18, 83-18, 83-20, 93-20 Pl. & Da. (6) 74-18, 84-18, 84-20, 94-20, Pl. & Da. (4) 719, 819, 821, 921, 728, 828, 838, 938, Dx. End linings are iron. (4) 6270, 6280, 6380, 6390, 6272, 6282, 6382, 6932, Dx. End linings are iron. (4) 6274, 6284, 6384, 6394, 6275, 6285, 6385, 6395, Dx. End linings are iron.
- 6 National Beauty (Range) Boston Foundry Co. 8-18, 8-20, Pl., Da., & Tri.
- 6 National Grand (Range) Boston Foundry Co. 208, Pl., Da. & Tri.
- 4 National Novelty (Range) A. Cox Stove Co. End linings are iron. Iron ends not sent on an order for linings unless specially ordered. 86-20, 96-20, 86-22, 96-22, Dx. & D. C.
- 6 Needa Fairmount (Coal & Gas Range) Leonard & Baker Stove Co. 880, Pl., Da., Tri. & Dx.
- 6 Nelson (Range) Walker & Pratt Mfg. Co. 7, 8, Pl.
- Nemo (Oak) Union Stove Works. 11, Pl. 13, 15, 17, D. C.
- 6 New Active (Range) O. G. Thomas. 7-18, 8-18, 8-20, Pl.
- New Aetna (Globe) Reading Stove Works. 1, 2, 3, 4, Pl.
- 5 New Agnes (5 Hole Range) E. B. Colby & Co. & S. M. Howes Co. 6, 7, 8, 16, 17, 18, Pl. 28, 38, Dx. Right end lining is iron. Iron end not sent on an order for linings unless specially ordered.
- 6 New Almoner (Range) No. Dighton Co-operative Stove Co. 7-18, 8-18, 8-20, Pl., Tri., Dx. & D. C. When ordering brick tell style of grate.
- 6 New Alva (Range) E. B. Colby & Co. No. Dighton Co-op. Stove Co. 7-18, 8-18, 8-20, Pl., Tri., Dx. & D. C. When ordering brick tell style of grate.
- 6 New Archer (Range) Walker & Pratt Mfg. Co. 7, 8, Pl.
- 6 New Arion (Parlor) Somerset Co-op. Foundry Co. 2, 3, 4, Pl.
- 6 New Arlington (Range) Gardner Chilson. 7, 8, Pl. & 2 pc. Give date 1884, 1885, or 1887.
- New Atkinson (Parlor) Taunton Iron Works. 10, 12, 14*, Pl.
- New Atlantic (Range) Portland Stove Foundry Co. 8-20, 9-20, Pl. Is front lining iron or brick?
- 6 New Beacon (Range) Pilgrim Foundry Co. 7-18, 8-18, 8-20, Pl., Magic & Da.
- 6 New Beacon (Range) Dighton Furnace Co. 7, 8, Pl.
- 6 New Beacon B (Range) Dighton Furnace Co. 7-18, 8-18, 8-20, Pl. & Tri. When ordering brick tell style of grate.
- 6 New Beauty (Range) Dighton Furnace Co. 7, 8, Pl.
- 6 New Beauty B (Range) Dighton Furnace Co. 7-18, 8-18, 8-20, Pl. & Tri. When ordering brick tell style of grate.
- 6 New Bradford (Range) E. A. Dary. 7-18, 8-18, 8-20, Pl.
- 6 New Breese (Range) White, Warner & Co. 7-18, 8-18, 8-20, Pl., White, Tri. & Dx. When ordering brick tell style of grate.
- 5 New Bristol (Range) Barstow Stove Co. Right end lining is iron. Iron end not sent on an order for linings unless specially ordered. 7, 18, 8, Pl. & Dx. When ordering brick tell style of grate.
- 6 New Britain (Range) Leonard Co-op. Foundry Co. 7-18, 8-18, 8-20, Pl.
- 6 New Britain Grand (Range) New England Stove Co. 7-18, 8-18, 8-20, Pl., Tri. & D. C. When ordering brick tell style of grate.
- 6 New Britain Queen (Range) New England Stove Co. 7-18, 8-18, 8-20, Pl., Tri., Dx. & D. C. When ordering brick tell style of grate.
- 6 New Britain Star (Range) New England Stove Co. 7-18, 8-18, 8-20, Pl., Tri. & D. C. When ordering brick tell style of grate.
- 6 New Byron (Range) B. A. Atkinson & Co. & Weir Stove Co. 6, 7, 7 1/2, 8, Pl. Has range 5 or 6 holes?
- 6 New Casco (Range) Somerset Co-op. Foundry Co. 7, 8, Pl.
- 6 New Century (Range) Century Stove Co. 7-18, 8-18, 8-20, D. C.
- 6 New Chilson (Parlor) Gardner Chilson. 2, 3, Pl.
- 6 New Clarion (Range) Wood, Bishop & Co. 7, 8, Pl. & Da.
- 6 New Clarion (Wood Parlor) Wood, Bishop & Co. 3, 4, 22, 24.
- 6 New Clifford (Range) J. & E. Davis. 7, 8, Pl.
- 5 New Comet (5 Hole Range) Stamford Foundry Co. 6, 7, 8, Pl.
- 6 New Comet (Parlor) S. M. Howes Co. & N. Y. Stove Works. 8, 9, 10, 11, 12, 14, Pl.
- 6 New Concord (Range) Leonard Co-op. Foundry Co. 7-18, 8-18, 8-20, Pl.
- 6 New Coronet (Parlor) N. Y. Stove Works. 9, 10, 11, 12, 14*, D. C.
- 6 New Cottage (Range) Richmond Stove Co. 77, 78, 88, 89, Pl. & Dx.
- 6 New Crawford (Range) Walker & Pratt Mfg. Co. 7-18, 8-18, 8-20, 9-20, Pl. & Triple.
- 4 New Crown (Range) Lord & Stone. 8, 9, Pl. Front end lining is iron.
- 6 New Cyclone (Range) White, Warner & Co. 7-18, 8-18, 8-20, Pl., White, Tri. & Dx. When ordering brick tell style of grate.
- 6 New Dalton (Range) M. A. Dary & New England Stove Co. 7-18, 8-18, 8-20, Pl. & Tri.
- 6 New Dartmouth (Range) W. P. Ford & Co. 8, Pl. Is front lining iron or brick? Are back and end linings iron or brick?
- 6 New Dartmouth B (Range) Wm. P. Ford & Co. 8, Pl. & Da. Right end lining is iron. Are coal linings iron or brick? Iron end not sent on an order for linings unless specially ordered.
- 6 New Denver (Range) J. & E. Davis. 7, 8, Pl.
- 6 New Electric (Range) M. A. Dary. 7-18, 8-18, 8-20, Pl., Tri. & D. C. When ordering brick tell style of grate.
- 6 New Elegant (Range) Kingston Co-op. Foundry Co. 7-18, 8-18, 8-20, Pl.
- 6 New Elm City (Range) White, Warner & Co. 7-18, 8-18, 8-20, 9-20, Pl. White, Tri. & Dx. When ordering brick tell style of grate.
- 6 New Elmwood (Range) Weir Stove Co. Give date. 6, 6 1/2, 70, 7, 80, 8, 90, Pl. Magic, Tri. & Dx. 93*, Pl. & Tri. When ordering brick tell style of grate. 407, 480, 408, 490, Pl., Magic, Da. & Tri.
- 6 New Empire (Range) Pilgrim Foundry Co. 7-18, 8-18, 8-20, Pl., Magic & Da.
- 6 New Express (Range) Barstow Stove Co. 2, 3, 3 1/2, 4, 4 1/2*, 5 1/2*, Pl. & Dx. When ordering brick tell style of grate.
- 6 New England (Range) New England Stove Co. 7-18, 8-18, 8-20, Pl., Tri. & Dx. When ordering brick tell style of grate.
- 6 New England (Range) Taunton Iron Works. 7-18, 8-18, 7-20, 8-20, 9-20, 9-24*, Pl.
- 6 New Era (Globe) Wood & Bishop Co. 2, 4, 6, D. C.
- 6 New Eureka (Range) Walker & Pratt Mfg. Co. 6, 7, 8, 9, Pl.
- 6 New Falmouth (Range) Auburn Stove Fdy. Co. 7-18, 8-20, 9-20, Pl. & Walter
- 6 New Ferdinand (Parlor) O. G. Thomas. 10, 12, 14*, D. C.
- 6 New Fire King (Cannon) Boynton Furnace Co. 18, 20, 24, D. C.
- 6 New Gem Oak (Oak) S. M. Howes Co. & Fox Furnace Co. 11, 13, 15, 17, 19, D. C.
- 6 New General (Range) Cobb Stove & Machine Co. 7, 8, Pl.
- 6 New Giant (Range) O. G. Thomas. 7-18, 8-18, 8-20, Pl.
- 6 New Glenwood (Range) Weir Stove Co. Give date. 6, 6 1/2, 70, 7, 80, 8, 90, Pl., Magic, Tri. & Dx. 93*, Pl. & Tri. When ordering brick tell style of grate.
- 6 New Golden (Range) Taunton Iron Works. 7, 8, Pl.
- 6 New Good Luck (Range) Somerset Co-op. Foundry Co. 7-18, 8-18, 8-20, 9-20, Pl. & Tri.

ORDER ALL REPAIRS FROM US

STOVE AND RANGE REPAIRS

- New Good News (Range)** Highland Foundry Co. 7-18, 8-18, 8-20, 9-20, Pl. & Tri. *When ordering brick tell style of grate.*
- New Grand (Range)** O. G. Thomas. 7-18, 8-18, 8-20, Pl.
- New Grant (Range)** O. G. Thomas. 7-18, 8-18, 8-20, Pl.
- New Grecian (Range)** Somerset Co-op. Foundry Co. 7-18, 8-18, 8-20, Pl. & Tri. *When ordering brick tell style of grate. Has elbow waterfront only. End linings to fit waterfront are iron.*
- New Groveland (Range)** Groveland Foundry Co. 7, 80, 8, Pl.
- New Hamlet (Range)** Dighton Furnace Co. 7-18, 8-18, 8-20, Pl. & Tri. *When ordering brick tell style of grate.*
- New Hamlet B (Range)** Dighton Furnace Co. 7-18, 8-18, 8-20, Pl. & Tri. *When ordering brick tell style of grate.*
- New Hampshire (Range)** New England Stove Co. 7-18, 8-18, 8-20, Pl., Tri. & Dx. *When ordering brick tell styles of grate.*
- New Harrison (Range)** Somersworth Machine Co. 7, 8, Pl.
- New Harrison C (Range)** Somersworth Machine Co. 7-18, 8-20, Pl.
- New Harvard (Parlor)** Somersworth Foundry Co. 2, 3, 4, D. C.
- New Harvard (Parlor)** Spicer & Peckham. 110, 130, 150, 180, D. C. & Ringen.
- New Haven (Range)** White, Warner & Co. 7-18, 8-18, 8-20, Pl., White, Tri. & Dx. *When ordering brick tell style of grate.*
- New Herald (Range)** O. G. Thomas. 7-18, 8-18, 8-20, Pl., Da. & Tri. *When ordering brick tell style of grate.*
- New Heywood (Range)** Heywood Foundry Co. 7, 8, Pl.
- New Highland (Range)** Highland Foundry Co. 7-18, 8-18, 8-20, 9-20, Pl. & Tri. *When ordering brick tell style of grate.*
- New Highland Grand (Range)** Highland Foundry Co. 7-18, 8-18, 8-20, 9-20, Pl. & Tri.
- New Home (Range)** Weir Stove Co. 6, 7, 7 1/2, 8, Pl. *Has range 5 or 6 holes?*
- New Home (Range)** White, Warner & Co. 630, 735, 740, 845, Pl.
- New Home (Range)** Portland Stove Foundry Co. 7-18, 8-18, 8-20, Pl., Da. & Tri. *When ordering brick tell style of grate.*
- New Home (Range)** Groveland Foundry Co. 7, 80, 8, Pl. *Has range a front guard?*
- New Homestead (Range)** No. Dighton Co-op. Stove Co. 7-18, 8-18, 8-20, Pl., Tri., Dx. & D. C. *When ordering brick tell style of grate.*
- New Homestead (Parlor)** S. M. Howes Co. 1, 2, 3*, 4, 5, 6*, D. C.
- New Household (Range)** White & Walker and White, Warner & Co. 7-18, 8-18, 8-20, 9-20, Pl., White, Tri. & Dx. *When ordering brick tell style of grate. Be sure to give correct size which appears on the top of range. No. 40 on the name plate is not the size, but only indicates the design of range.*
- New Howard (Range)** O. G. Thomas. 7-18, 8-18, 8-20, Pl.
- New Hub (Range)** Smith & Anthony Co. *Give date.* 6-18, 70-18, Pl. & Rx. 7-18, 8-18, 8-20, 9-20, Pl., Rx. & Dx. 9-22*, 9-30*, Pl. & Rx.
- New Ideal (Range)** No. Dighton Co-operative Stove Co. 7-18, 8-18, 8-20, Pl., Tri., Dx. & D. C. *When ordering brick tell style of grate.*
- New Joy (Parlor)** Union Stove Works. 9, 10, 11, 12, 14, 16, D. C.
- New Joy Oak (Oak)** Union Stove Works. 12, 14, 16, 18, D. C.
- New Keystone (Range)** No. Dighton Co-operative Stove Co. 7-18, 8-18, Pl., Tri. & D. C. *When ordering brick tell style of grate.*
- New Keystone Queen (Range)** New England Stove Co. 7-18, 8-18, 8-20, Pl., Tri., Dx. & D. C. *When ordering brick tell style of grate.*
- New Kineo (Range)** Noyes & Nutter Mfg. Co. 8, Pl., Da. & Copp. *Give date on back end of range, 1896 or 1902?*
- New King (Wood Box Stove)** H. N. Clark Co. 18, 22, 26, 28, 32, 36, 18A, 22A, 26A, 28A, 32A, 36A.
- New Leader (Range)** H. N. Clark Co. 72, 81, 82, 83, 84, 85, 86, Pl., Magic, Da. & Tri. *Da. & Tri. Grate — Is only one or are both bars shaker bars?*
- New Leader (Parlor)** H. N. Clark Co. 2, 3, 4, D. C.
- New Leverett (Range)** Walker & Pratt Mfg. Co. 7, 8, Pl.
- New Light (Range)** O. G. Thomas. 7-18, 8-18, Pl.
- New Lincoln (Range)** Leonard Co-op. Foundry Co. 7, 8, Pl. *Front lining is iron.*
- New Lincoln B (Range)** Leonard Co-op. Foundry Co. 7-18, 8-18, 8-20, Pl.
- New Lincoln Art (Range)** Taunton Iron Works. 7-18, 8-18, 8-20, 9-20, 9-24*, Pl.
- New Lively (Parlor)** S. M. Howes & N. Y. Stove Works. 10, 11, 12, 14*, D. C.
- New London (Range)** White, Warner & Co. 7-18, 8-18, 8-20, Pl., White, Tri. & Dx. *When ordering brick tell style of grate.*
- New MacGregor (Parlor)** Dighton Furnace Co. 20, 30, 40, D. C.
- New Magee (Range)** Magee Furnace Co. *Give date.* 7-18, 8-18, Pl. & Da. 8-20, 9-20, Da. only.
- New Magee Empire (Range)** Magee Furnace Co. 488, Pl., Da. & Tri. *Right end lining for No. 5 coil is iron. Iron ends not sent on an order for linings unless specially ordered.*
- New Magee Ideal (Range)** Magee Furnace Co. 488, Pl., Da. & Tri. *Right end lining for No. 5 coil is iron. Iron ends not sent on an order for linings unless specially ordered.*
- New Magee Oxford (Range)** Magee Furnace Co. 488, Pl., Da. & Tri. *Right end lining for No. 5 coil is iron. Iron ends not sent on an order for linings unless specially ordered.*
- New Magee Union (Range)** Magee Furnace Co. 408, 488, Pl., Da. & Tri. *Right end lining for No. 5 coil is iron. Iron ends not sent on an order for linings unless specially ordered.*
- New Maine (Range)** Noyes & Goddard. 8, Pl.
- Mansfield (Range)** Gardner Chilson. 7, 8, Pl. & 2 pc. *Give date 1884, 1885 or 1887.*
- New Mascot (Range)** Munsell & Rollo. 6, 7, 7 1/2, 8, Pl. *Has range 5 or 6 holes?*
- New Maverick (Range)** Leonard Co-op. Foundry Co. & S. M. Howes Co. 7-18, 8-18, 8-20, Pl.
- New Medal (Range)** Plymouth Foundry Co. 7-18 8-18, 8-20, Pl.
- New Medallion (Range)** Spicer & Peckham. 6, 7, 8, Pl.
- New Milford (Range)** Leonard Co-op. Foundry Co. 7-18, 8-18, 8-20, Pl.
- New Milford B (Range)** Leonard Co-op. Foundry Co. 7-18, 8-18, 8-20, Pl.
- New Model (Range)** Spicer & Peckham. *Give date.* 6, 70, 7, 80, 8, 90, 9*, 10*, Pl. & Rx.
- New Nation (Range)** O. G. Thomas. 7-18, 8-18, 8-20, Pl., Tri., Da. & D. C. *When ordering brick tell style of grate.*
- New National (Parlor)** Taunton Iron Works. 10, 12, 14*, Pl.
- New Oakland Grand (Range)** No. Dighton Co-op. Stove Co. 7-18, 8-18, 8-20, Pl., Tri. & D. C. *When ordering brick tell style of grate.*
- New Oakwood (Range)** Weir Stove Co. *Give date.* 6, 6 1/2, 70, 7, 80, 8, 90, Pl., Magic, Tri. & Dx. 92*, Pl. & Tri. *When ordering brick tell style of grate.*
- New Octagon (Parlor)** Taunton Iron Works. 1, 2, 3*, Pl. *State height of fire pot.*
- New Octagon (Range)** Taunton Iron Works. 7, 8, Pl.
- New Octagon B (Range)** Taunton Iron Works. 7-18, 8-18, 8-20, 9-20, 9-24*, 10-24*, Pl., Tri. & Swanton.
- New Old Colony (Range)** Weir Stove Co. *Give date.* 6, 6 1/2, 70, 7, 80, 8, 90, Pl., Magic, Tri. & Dx. 92*, Pl. & Tri. *When ordering brick tell style of grate.*
- New Pacific (Range)** White, Warner & Co. 7-18, 8-18, 8-20, Pl., White, Tri. & Dx. *When ordering brick tell style of grate.*
- New Palace (Range)** Spicer & Peckham. 6, 80, 8, 90, 9*, Pl. & Rx.
- New Palace (Range)** Taunton Iron Works. 7, 8, Pl.
- New Pallas (Range)** Somerset Co-op. Foundry Co. 7, 8, Pl.
- New Pleasant (Parlor)** Cobb Stove & Machine Co. 9, 11, Pl.
- New Prize (Range)** Plymouth Foundry Co. *When ordering brick tell style of grate.* 7-16, 8-16, Pl. & Da. 7-18, 8-18, 8-20, Pl., Magic, Tri. & Da.
- New Prize (Range)** White, Warner & Co. 7-18, 8-18, 8-20, Pl., White, Tri. & Dx. *When ordering brick tell style of grate.*
- New Progress (Range)** Somerset Co-op. Fdy. Co. 7, 8, Pl. *Is front lining iron or brick?*
- New Putnam (Range)** Somerset Co-op. Foundry Co. 7, 8, P.
- New Puritan (Range)** Pilgrim Foundry Co. *Give date on shank plate.* 7-18, 8-18, 8-20, Pl., Magic & Da.
- New Puritan (Range)** Dighton Furnace Co. 7-18, 8-18, 8-20, Pl. & Tri. *When ordering brick tell style of grate.*
- New Quaker (Range)** Taunton Iron Works. 7-18, 8-18, 8-20, 9-20, 9-24*, 10-24*, Pl., Tri. & Swanton.
- New Randolph (Range)** Dighton Furnace Co. 7-18, 8-18, 8-20, Pl., Tri. & Dx. *When ordering brick tell style of grate.*
- New Rapid (Parlor)** S. M. Howes Co. & N. Y. Stove Works. 9, 10, 11, 12, 14*, D. C.
- New Republic (Range)** Magee Furnace Co., Inc. 88, Pl., Da. & Tri. *Right end lining is iron. Iron end not sent on an order for linings unless specially ordered.*
- New Richmond (Range)** Richmond Stove Co. 187, 188, 208, 209, Pl. & Tri.
- New Rival (Range)** Plymouth Foundry Co. *When ordering brick tell style of grate.* 7-16, 8-16, Pl. & Da. 7-18, 8-18, 8-20, Pl., Magic, Da. & Tri.
- New Rockford (Range)** New England Stove Co. 7-18, 8-18, 8-20, Pl.
- New Rockford (Parlor)** New England Stove Co. 11, 13, 15*, 17*, D. C.
- New Rockland (Range)** O. G. Thomas. 7-18, 8-18, 8-20, Pl.
- New Rockland (Parlor)** O. G. Thomas. 10, 12, Pl. & D. C.
- New Royal (Range)** Plymouth Foundry Co. *When ordering brick tell style of grate.* 7-16, 8-16, Pl. & Da. 7-18, 8-18, 8-20, Pl., Magic, Da. & Tri.
- New Royal (Range)** Century Stove Co. 7-18, 8-18, 8-20, Pl., Magic, Tri. & D. C. *When ordering brick tell style of grate.*
- New Royal (Parlor)** Plymouth Foundry Co. 2, 3, 4*, Pl.
- New Royal Grand (Range)** Plymouth Foundry Co. 7-18, 8-18, 8-20, Pl., Magic & Tri. *When ordering brick tell style of grate.*
- New Signal (Range)** Somersworth Machine Co. 7, 8, Pl.
- New Somerset (Parlor)** Somerset Co-op. Stove Co. 2, 3, 4, Pl.
- New Special D (Range)** Taunton Iron Wks. 7-18, 8-18, 8-20, 9-20, Pl., Da. & Tri.
- New Standard (Parlor)** Somersworth Foundry Co. 2, 3, 4, D. C.
- New Starling (Range)** Leonard Co-op. Foundry Co. 7-18, 8-18, 8-20, Pl., Tri. & Dx. *When ordering brick tell style of grate.*
- New Sumner (Range)** Leonard Co-op. Foundry Co. 7-18, 8-18, 8-20, Pl.
- New Sumner B (Range)** Leonard Co-op. Foundry Co. 7-18, 8-18, 8-20, Pl.
- New Sunshine (Range)** Reading Stove Works. *Give date.* 8, 9, 18, 19, 118, 119, 8-20, 18-20, 118-20, 9-22, 28, 128, 29, 129, 28-20, 128-20, Dx. 372, 383, 382, 393, 472, 483, 482, 493, Dx.
- New Swan (Range)** O. G. Thomas. 7-18, 8-18, 8-20, Pl., Da., Tri. & D. C. *When ordering brick tell style of grate.*
- New Swan E (Range)** O. G. Thomas. 7-18, 8-18, 8-20, Pl., Da. & Tri. *When ordering brick tell style of grate.*
- New Tariff (Range)** Taunton Iron Works. 7-18, 8-18, 7-20, 8-20, 9-20, 9-22, Pl. & Swanton.
- New Union Hub (Range)** Smith & Anthony S. Co. 7-18, 8-18, 8-20, Pl. & Tri.
- New Victor (Range)** O. G. Thomas. 7-18, 8-18, 8-20, Pl.
- New Waverly (Range)** Leonard Co-op. Foundry Co. 7, 8, Pl.
- New Waverly B (Range)** Leonard Co-op. Foundry Co. 7, 8, Pl.
- New Welcome (Range)** Leonard Co-op. Foundry Co. 7, 8, Pl.
- New Welcome (Parlor)** Somersworth Machine Co. 2, 3, 4, Pl.
- New Welcome B (Parlor)** Somersworth Machine Co. 2, 3, 4, D. C.
- New Westgate (Range)** Reading Stove Works. 7-16, 7-18, 8-18, 8-20, 27-16, 27-18, 28-18, 28-20, D. C. & Dx.
- New Wigwag (Range)** O. G. Thomas. 7-18, 8-18, 8-20, Pl., Da., Tri. & D. C. *When ordering brick tell style of grate.*
- New Wilton (Range)** M. A. Dary & Leonard Co-op. Fdy. Co. 7-18, 8-18, 8-20, Pl.
- New Windsor (Parlor)** Dighton Furnace Co. 8, 10, 12*, 20, 30, 40*, D. C.
- New Winthrop (Range)** Dighton Furnace Co. 6-16, Pl. 7-18, 8-18, 8-20, 9-20, Pl. & Dx. *When ordering brick tell style of grate.*
- New Winthrop (Parlor)** Dighton Furnace Co. 15, 17, Pl. *Has grate teeth around edge?*
- New World (Range)** Walker & Pratt Mfg. Co. 7-18, 8-18, 8-20, 9-20, Pl. & Triple.
- New York Jewel (Range)** Somerset Co-op. Foundry Co. 7-18, 8-18, Pl., Tri. & D. C. *When ordering brick tell style of grate. Has elbow waterfront only. End linings to fit waterfront are iron.*
- Newport (Range)** Eagle Stove Foundry Co. 7, 8, Pl. *Is front lining iron or brick?*
- Newport (Range)** O. G. Thomas. 7, 8, Pl. *Front lining is iron.*
- Newton (Range)** Taunton Iron Works. 7-18, 8-18, 7-20, 8-20, 9-20, 9-22, Pl. & Swanton.
- Newton (Range)** Leonard Co-op. Foundry Co. 7, 8, Pl.
- Nightingale (Parlor)** Reading Stove Works. 10, 11, 12, 110, 111, 112, Pl. 14, 16, 114, 116, D. C.
- Noble Lafayette (Range)** Fuller & Warren Co. *End linings are iron. Iron ends not sent on an order for linings unless specially ordered.* 7-18, 8-18, 8-20, 71-18, 81-18, 81-20, Pl., Da., Tri. & Dx.
- Norfolk (Range)** Boston Furnace Co. 7, 8, Pl.
- Norumbega (Range)** O. G. Thomas. 7-18, 8-18, 8-20, Pl., Da. & Tri. *When ordering brick tell style of grate.*
- Norway (Range)** Weir Stove Co. & Taunton Stove Co. 7, 8, Pl. *Is back shank on grate or bed?*
- Novel Bay State (Range)** Barstow Stove Co. 83*, Pl. & Dx. 80*, Tri. & Dx. *Is fire box on right or left hand side of oven?*
- Novel Eclipse (Oak)** H. N. Clark Co. & Eclipse Stove Co. 10, 12, 14, 16, 18, D. C.
- Novel Stewart (Range)** Fuller & Warren Co. 8-18, Da., Tri. & Dx. *End linings are iron. Iron ends not sent on an order for linings unless specially ordered.*
- Novel Sunshine (Range)** Reading Stove Works. 7, 8, 9, 81, 17, 18. Pl. & Dx. *Right end lining is iron. Iron end not sent on an order for linings unless specially ordered.*

NOVELTY RANGES. Abram Cox Stove Co. Give full name of range as follows:

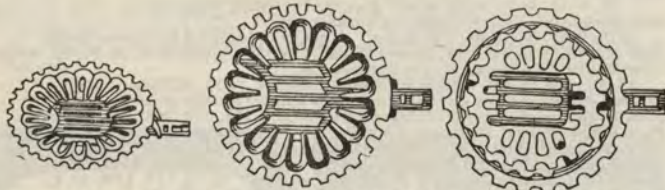
- | | | | |
|-------------------|------------------|-------------------|----------------------|
| Active Novelty | Crown Novelty | Jewel Novelty | Perfect Novelty |
| Carbon Novelty | Dandy Novelty | Magic Novelty | Princess Novelty |
| Colonial Novelty | Favorite Novelty | Messenger Novelty | Regent Novelty |
| Colonnade Novelty | Festal Novelty | National Novelty | Ruby Novelty |
| Coral Novelty | Happy Novelty | Palace Novelty | Splendid Novelty |
| Crescent Novelty | Home Novelty | Pearl Novelty | Valley Novelty, etc. |
- Ranges are listed under their first names.
- NOVELTY PARLORS.** See Brilliant Novelty, Harvard Novelty, and Marvel Parlors.
- NOVELTY OAKS.** See Oak Novelty, Oakdale Novelty and Glen Oaks.
- Novelty Kitchener (Range)** A. Cox Stove Co. *Right or left hand fire box?* 7, 8, 17, 18, 8-18, 8-20, 9-20, Pl. & Dx. 8-18A, 8-20A, 9-20A, Dx. 80-18, 80-20, 81-18, 81-20, 82-18, 82-20, 83-18, 83-20, Pl. & Dx.
- Noyes & Nutter Mfg. Co. (Wood Box Stove)** Noyes & Nutter Mfg. Co. 1, 2, 3, 4, 5
- Nubian (Parlor)** Buckwalter Stove Co. 9, 10, 11, 12, 14, 16, 18, 20, 22, 24, 28, D. C.

STOVE AND RANGE REPAIRS

OAK STOVES.

All Oak Stoves are listed under their first names
Oak Acorn (Oak) Rathbone, Sard & Co.
40, 60, 80, 41, 61, 81, 403, 603, 803, 413, 613, 813, 404, 604, 804, 414, 614, 814, Dx.
406, 606, 806, 416, 616, 816, 407, 607, 807, 417, 617, 817, Tri.
See Acorn Oak.
Oak Andes (Oak) Phillips & Clark Stove Co.
114, 116, 118, 120, 122, 214, 216, 218, 220, 222, D. C. State style of grate. See cuts.
314, 316, 318, 320, 414, 416, 418, 420, 514, 516, 518, 520, 614, 616, 618, 620, Tri.

OAK ANDES GRATES



FIRST PATTERN

SECOND PATTERN

THIRD PATTERN

Used in all stoves numbered 114, 116, 118, 120, & 122.

Draw center marked O A 114, etc. according to size.

No. 122 Grate same as 120.

Used in all stoves numbers 214, 216, 218, 220 & 222.

Grate same as first pattern.

Draw Center was changed so shaker could be used through opening in ash door.

Marked on shank, O A 214 etc., according to size.

Made early in 1898, was afterwards changed in same year by reducing the size of outside ring or frame. The inside grate made more open than is shown in cut, with lugs cast on under side so as to vibrate grate when shaking.

Draw Center same as shown in cut and is marked, OAK A 214, etc., according to size.

This grate with frame will fit all Oak Andes numbered 214, etc.

If you wish Draw Center only, give the letters and figures on shank of same.

- 6 Oak Grand (Range) No. Dighton Co-operative Stove Co. 7-18, 8-18, 8-20, Pl., Tri. & D. C.
6 Oak Leaf (Range) No. Dighton Co-operative Stove Co. 7-18, 8-18, 8-20, Pl., Tri., Dx. & D. C.
Oak Novelty (Oak) A. Cox Stove Co. 14, 16, 18, 20, D. C. & Dx.
Oak Ringold (Oak) Buckwalter Stove Co. 214, 216, 218, 220, 222, 234, 236, 238, 240, 242, 334, 336, 338, 340, 342, Dx. & D. C.
Oakdale (Oak) E. B. Colby & Co. 10, 12, 14, 16, 18, D. C.
Oakdale Crawford (Oak) Walker & Pratt Mfg. Co. 10, 12, 14, 17, D. C.
Oakdale Novelty (Oak) A. Cox Stove Co. 11, 13, 15, 17, 19, D. C.
Oakdale Sunshine (Oak) Reading Stove Works. D. C.

OAKLAND RANGES.

No. Dighton Stove Co. No. Dighton Co-operative Stove Co.


We are the exclusive Boston Agents for the REPAIRS for goods made by this foundry and carry a large stock.

OAKLAND RANGES.


No. Dighton Stove Co. & No. Dighton Co-op. Stove Co.

Give full name of range as follows: Cabinet Oakland Grand Oakland New Oakland Grand Cottage Oakland Home Oakland Our Oakland Elite Oakland Modern Oakland Perfect Oakland Ranges are listed under their first names. If range has enamel finish be sure to so state.

COILS FOR OAKLAND RANGES



4 Pipe Front Coil (No. 4 Coil)



5 Pipe Extension Coil (No. 5 Coil)

- 6 Oakland (Range) Leonard Co-op. Foundry Co. 7, 8, Pl.
6 Oakland (Range) Warren Foundry Co. 7-18, 8-20, Pl., & Tri.
6 Oakland A (Range) No. Dighton Co-operative Stove Co. 7-18, 8-18, 8-20, Pl., Tri., Dx. & D. C.
6 Oakland B (Range) No. Dighton Co-operative Stove Co. 7-18, 8-18, 8-20, Pl., Tri., Dx. & D. C.
6 Oakland C (Range) No. Dighton Stove Co. 7-18, 8-18, Pl., Tri. & D. C.
6 Oakland D (Range) No. Dighton Co-operative Stove Co. 7-18, 8-18, Pl., Tri. & D. C.
6 Oakland E (Range) No. Dighton Co-operative Stove Co. 760, 860, 880, 7-18, 8-18, 8-20, Pl., Da. & Tri.
6 Oakland F (Range) No. Dighton Co-operative Stove Co. 7-18, 8-18, 8-20, Pl., Da. & Tri.
6 Oakland G (Range) No. Dighton Co-op. Stove Co. 7-18, 8-18, Pl. & Tri.
6 Oakland H (Range) No. Dighton Co-op. Stove Co. 7-18, 8-18, 8-20, Pl. & Tri.
6 Oakland K (Range) No. Dighton Stove Co. 8-20, Pl. & Tri.
6 Oakland L (Range) No. Dighton Stove Co. 8-20, Pl., Da. & Tri.
6 Oakland M (Range) No. Dighton Co-op. Stove Co. 7-18, 8-18, 8-20, Pl. & Tri.

- OAKLAND PARLORS. No. Dighton Co-op. Stove Co. See Art Oakland, Elite Oakland, Grand Oakland and Ideal Oakland Parlors.
Oakland (Parlor) No. Dighton Co-op. Stove Co. 1, 2, 3*, 4, 5, 6*, 20, 30, 40*, D. C.
Oakland Oak (Oak) No. Dighton Co-op. Stove Co. 13, 14, 15, 16, 17, 18, D. C.
Oakland Belle (Range) No. Dighton Co-op. Stove Co. 70-16, 80-16, Pl. & Da.
Oakland Duplex A (Coal and Gas Range) No. Dighton Stove Co. 880, Pl., Da., Tri. & Dx.
Oakland Duplex B (Coal and Gas Range) No. Dighton Stove Co. 8-360, Pl. & Tri.

- 6 Oakland Gem (Range) No. Dighton Co-op. Stove Co. 7-18, 8-18, Pl. & Tri.
Oakland Gem (Parlor) No. Dighton Stove Co. 12, 14, 16, D. C.
6 Oakland Grand (Range) No. Dighton Co-operative Stove Co. 7-18, 8-18, 8-20, Pl., Tri. & D. C.
Oakland Grand (Square Parlor) No. Dighton Co-op. Stove Co. 10, 12, 14*, D. C.
Oakland Laurel (Oak) S. M. Howes Co. & Art Stove Co. Give letter. 12, 14, 16, 18, 20, D. C.
121, 141, 161, 181, 201, "A," "B," "C," "D," "E" & "F," D. C. 141, 161, 181, 201, "G" & "H," Tri.
6 Oakland Leader (Range) No. Dighton Co-op. Stove Co. 7-18, 8-18, Pl., & Tri.
6 Oakland Mascot (Range) No. Dighton Co-operative Stove Co. 7-18, 8-18, 8-20, Pl. & Tri.
6 Oakland Monarch (Range) No. Dighton Co-operative Stove Co. 7-18, 8-18, 8-20, Pl. & Tri.
Oakland Novelty (Oak) A. Cox Stove Co. 11, 12, 13, 14, D. C.
6 Oakland Pride (Range) No. Dighton Co-op. Stove Co. 7-18, 8-18, Pl. & Tri.
Oakland Pride (Parlor) No. Dighton Co-op. Stove Co. 9, 10, 11, 12, 14, D. C.
6 Oakland Prince (Range) No. Dighton Co-operative Stove Co. 7-18, 8-18, 8-20, Pl., Da. & Tri.
6 Oakland Queen (Range) No. Dighton Co-operative Stove Co. 70-18, 80-18, 80-20, Pl., Da. & Tri.
Oakland Rival (Parlor) No. Dighton Co-op. Stove Co. 10, 12*, 13*, 14**, D. C.
6 Oaklawn (Range) Warren Foundry Co. 7-18, 8-20, Pl. & Tri.
Oaklawn A (Range) Warren Foundry Co. 7-18, 8-20, Pl. & Tri.
Oaklawn Grand (Range) Warren Foundry Co. 7-18, 8-20, Pl.
Oakwood (Wood Parlor) S. M. Howes Co. 21, 24, 121, 124.
6 Oakwood (Range) B. A. Atkinson & Co. 6, 6 1/2, 70, 7, 80, 8, 90, Pl., Magic & Tri. 9*, Pl. & Tri.
Oakwood (Range) Wood, Bishop & Co. 8, 8B, Pl.
6 Ocean (Range) Wood, Bishop & Co. 8, 8B, Pl.
6 Ocean Signal (Range) Somersworth Machine Co. 7, 8, Pl.
Octagon (Parlor) Taunton Iron Works. 1, 2, Pl. See New Octagon Parlor.
4 Octagon (Range) Taunton Iron Works. 7, 8, Pl. Front lining is iron. See New Octagon and New Octagon B Ranges.
6 Octagon H (Range) Taunton Iron Works. 7-18, 8-18, 7-20, 8-20, 9-20, 9-22, Pl. & Swanton.
6 Octo (Range) Kingston Co-op. Foundry Co. 7-18, 8-18, 8-20, Pl.
Office King (Globe) Scranton Stove Works. 8, 9, 10, 12, 14, 16, Flat & Patent. See cut.
6 Old Colony (Range) Weir Stove Co. 6, 6 1/2, 70, 7, 80, 8, 90, Pl., Magic & Tri. 9*, Pl. & Tri.
When ordering brick tell style of grate. See New Old Colony Range.
5 108 (Range) Dighton Furnace Co. 7, 8, Pl. Right end lining is iron. Iron end not sent on an order for linings unless specially ordered.
6 108 (Range) Weir Stove Co. 6, 7, 7 1/2, 8, Pl. Has range 5 or 6 holes?
5 Onset (Range) Dighton Furnace Co. 7, 8, Pl. Right end lining is iron. Iron ends not sent on an order for linings unless specially ordered.
6 Onset Grand (Range) Seaside Foundry Co. 7-18, 8-18, 8-20, Pl. & Magic.
6 Ontario (Range) No. Dighton Co-operative Stove Co. 7-18, 8-18, 8-20, Pl., Tri., Dx. & D. C.
Ontario (Wood Cottage) H. N. Clark Co. 21, 23, 25.
6 Onward (Range) Weir Stove Co. 6, 7, 7 1/2, 8, Pl. Has range 5 or 6 holes?
6 Onyx (Range) Noyes & Nutter Mfg. Co. 8-18, Pl.
4 Opal (Range) Floyd, Wells & Co. & F. E. Grinnell. 7, 8, Pl.
5 Opal Wincroft (Range) Wincroft Stove Works. Right end lining is iron. Iron end not sent on an order for linings unless specially ordered. 7-16, 8-16, 8-18, 8-20, Pl. & Dx. 818U, Dx.
Open Franklin (Open Grate) S. M. Howes Co. 2, 4, 6, 8, Dump Center.
Open Hearth (Open Grate) S. M. Howes Co. (One Size)
6 Oppers Jewel (Range) Somerset Stove Foundry Co. 7-18, 8-18, Pl., Tri. & D. C.
Orb (Globe) Baker Stove Works. 3, 4, 5, 6, 7, Pl.
Orbit (Cannon) Buckwalter Stove Co. 33, 35, 37, 40, 135, 137, 140, Center Drop. 25, 27, 30, 43, 45, 47, 50, 145, 147, 150, Dx.
6 Oregon (Wood Box Stove) Magee Furnace Co. 16, 20, 25, 31, 38.
6 Orient (Range) O. G. Thomas. 7-18, 8-18, 8-20, Pl.
Orient (Parlor) Dighton Furnace Co. 3, 4, Pl.
Orient (Open Grate) Barstow Stove Co.
Oriental Laundry (Laundry) S. M. Howes Co. & N. Y. Stove Works. 9, Pl.
5 Othello (Range) Reading Stove Works. Iron end not sent on an order for linings unless specially ordered. Left Hand Fire Box — Right end lining is iron. 7, 80, 8, 90, 27, 38, 28, 39, 117, 180, 118, 190, 127, 138, 128, 139, 72, 83, 82, 93, 172, 183, 182, 193, 327, 328, 328, 339, 372, 383, 382, 393, 327A, 338A, 328A, 339A, 372A, 383A, 382A, 393A, 327B, 338B, 328B, 339B, 372B, 383B, 382B, 393B, 7-18, 8-18, 8-20, 9-20, 7-118, 8-118, 8-120, 9-120, Dx. Right Hand Fire Box — Left end lining is iron. 227, 238, 228, 239, 272, 283, 282, 293, 427, 438, 428, 439, 427A, 438A, 428A, 439A, 427B, 438B, 428B, 439B, 472, 483, 482, 493, 472A, 483A, 482A, 493A, 472B, 483B, 482B, 493B, 18-7, 18-8, 20-8, 20-9, 118-7, 118-8, 120-8, 120-9, Dx.
6 Otter River A (Range) Lord & Stone Co. 9-08, Pl.
6 Otter River B (Range) Lord & Stone Co. 8-15, Pl.
6 Otter River C (Range) Otter River Foundry Co. 8-20, Pl.
6 Otter River Grand (Range) Otter River Foundry Co. 8-20, Tri.
6 Our Baker (Range) Weir Stove Co. 7, 80, 8, 90, Pl., Tri. & Da.
Our Best (Range) O. G. Thomas & H. N. Clark Co. 7-18, 8-18, 8-20, Pl., Da. & Tri.
Our Best (Range) Weir Stove Co. 7, 80, 8, 90, Pl., Tri. & Da.
Our Best (Range) Plymouth Stove Foundry Co. 7-16, 8-16, Pl.
Our Best (Range) Bangor Foundry & Machine Co. 8, 9, Pl.
Our Best (Parlor) O. G. Thomas. 10, 12, Pl.
Our Best Grand (Range) O. G. Thomas. 7-18, 8-18, 8-20, Pl.
Our Best Grand (Parlor) O. G. Thomas. 10, 12, Pl. & D. C.
6 Our Century (Range) Century Stove Co. 7-18, 8-18, 8-20, D. C.
Our Century (Parlor) Century Stove Co. 10, 12, 14, D. C.
6 Our Choice (5 Hole Range) Weir Stove Co. 6, 7, 8, Pl.
6 Our Clarion (Range) Wood, Bishop & Co. 8-20, Pl. & Da.
6 Our Crescent (Range) O. G. Thomas & H. N. Clark Co. 7-18, 8-18, 8-20, Pl. & Tri.
Our Crescent (Parlor) O. G. Thomas. 10, 12, 14*, 16*, 112, 114*, 116*, D. C.

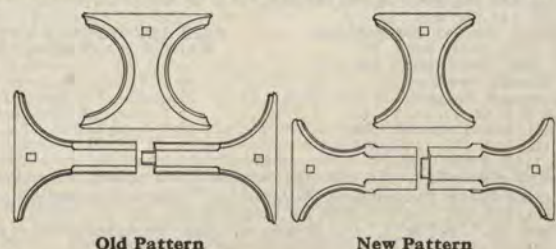
PATENT GRATE FOR OFFICE KING



STOVE AND RANGE REPAIRS

- 6 Our Favorite (Range) Smith & Anthony Co. 7-18, 8-20, Pl., Non. & Tri.
 6 Our Favorite (Range) Spicer & Peckham. 7-18, 8-18, 8-20, Pl.
 6 Our Fireside (Range) O. G. Thomas. 7-18, 8-18, 8-20, 9-20, Pl. & Tri. When ordering brick tell style of grate.
 6 Our Fireside (Coal & Gas Range) O. G. Thomas Co. 8-18, 18-20, Pl., Da. & Tri.
 Our Fireside (Parlor) O. G. Thomas. 10, 12, 14*, 16*, 112, 114*, 116*, D. C.
 6 Our Franklin (Open Grate) H. N. Clark Co. 1, 2, 3, Pl.
 6 Our Glenwood (Range) Weir Stove Co. 7, 80, 8, 90, Pl., Tri. & Da. When ordering brick tell style of grate.
 Our Glenwood (Parlor) Weir Stove Co. 9, 11, 13*, 109, 111, 113*, D. C.
 6 Our Gookin (Range) Weir Stove Co. 7, 80, 8, 90, Pl., Da. & Tri. When ordering brick tell style of grate.
 Our Grand (Parlor) O. G. Thomas. 10, 12, Pl. & D. C.
 6 Our Herald (Range) O. G. Thomas. 7-18, 8-18, 8-20, Pl. & Tri. When ordering brick tell style of grate.
 Our Herald (Parlor) O. G. Thomas. 10, 12, 14*, 16*, 112, 114*, 116*, D. C.
 6 Our Home (Range) O. G. Thomas. 7-18, 8-18, 8-20, Pl. & Tri. When ordering brick tell style of grate.
 6 Our Home (Range) E. A. Dary. 7, 80, 8, Pl.
 6 Our Household (Range) White, Warner & Co. 7-18, 8-18, 8-20, 9-20, Pl., White, Tri. & Dx. When ordering brick tell style of grate.
 6 Our Hub (Range) Smith & Anthony Co. 7-14, 7-16, 7-18, 8-18, Pl.
 6 Our Keystone (Range) No. Dighton Co-op. Stove Co. 70-16, 80-16, Pl. & Da.
 6 Our Kineo (Range) Noyes & Nutter Mfg. Co. 8, Pl. & Da.
 6 Our Leader (Range) H. N. Clark Co. Give full number that appears on top of range. Has range a Handy Feed? 7-18-03, 8-18-03, 828-03, 7-18-4, 828-4, Pl., Magic, Da. & Tri. 7-18-0, 8-18-0, 828-0, 7-18, 828, Pl., Magic, Da. & Tri. 72, 81, 82, 72 H. F., 82 H. F., Pl., Magic, Da. & Tri. Da. & Tri. Grate — Is only one or are both bars shaker bars?
 Our Leader (Parlor) H. N. Clark Co. 10, 11, 12, 14*, 16*, D. C.
 6 Our Maine (Range) Noyes Stove Co. 8, Pl. & Da.
 6 Our Mascot (Range) Plymouth Stove Foundry Co. 7-18, 8-18, 8-20, 9-20, Pl., Magic, & Tri. When ordering brick tell style of grate.
 Our Mascot (Parlor) Plymouth Stove Foundry Co. 12, 14, D. C.
 6 Our Model (Parlor) Spicer Stove Co. 10, 12, 14*, 16*, D. C.
 6 Our Model (Parlor) Barstow Stove Co. 109, 129, 149, D. C.
 6 Our Nation (Range) O. G. Thomas. 7-18, 8-18, 8-20, Pl., Tri., Da. & D. C. When ordering brick tell style of grate.
 Our Oak (Oak) Keeley Stove Co. A11, A13, A15, A17, A19, D. C.
 6 Our Oakland (Range) No. Dighton Co-op. Stove Co. 7-18, 8-18, Pl. & Tri.
 6 Our Own (Range) Stamford Foundry Co. 7, 8, 77, 88, Pl. & Dx.
 6 Our Pearl (Range) Noyes & Nutter Mfg. Co. 8, Pl. & Da. Give date 1899 or 1903
 6 Our Pride (Range) Somersworth Foundry Co. Give full number of range. 7-18, 8-18, 8-20, Pl., Magic & Da. 7-18-03, 8-28-03, 8-20-03, 7-18-3, 828-4, 8-20-3, Pl., Magic & Da. Has range a Handy Feed? Has range a front guard? Is back post clamp heavy or light? Are end linings iron or brick? Are nickel rails bolted or removable?
 6 Our Rival (Range) O. G. Thomas. 7-18, 8-18, 8-20, Pl., Tri., Da. & D. C. When ordering brick tell style of grate.
 6 Our State (Range) Wood, Bishop & Co. 8, 9, Pl. & Da.
 6 Our Union (Range) Weir Stove Co. 7, 80, 8, 90, Pl., Tri. & Da. When ordering brick tell style of grate.
 6 Our Victor (Range) O. G. Thomas. 7-18, 8-18, 8-20, Pl. & Tri. When ordering brick tell style of grate.
 Our Victor (Parlor) O. G. Thomas & H. N. Clark Co. 10, 12, 14*, 16*, D. C.
 6 Our Wigwam (Range) O. G. Thomas. 7-18, 8-18, 8-20, Pl., Da. & Tri. When ordering brick tell style of grate.
 5 Our Winthrop (Range) Dighton Furnace Co. 7-16, 8-18, Pl. Right end lining is iron. Iron end not sent on an order for linings unless specially ordered.
 5 Overland (Range) Union Stove Works. 8-18, 8-20, Pl. & Tri. Right end lining is iron. Iron end not sent on an order for linings unless specially ordered.
 Owl (Globe) Liberty Stove Co. 6, 7, 8, 9, 10, Pl.
 6 Owna Fairmount (Coal and Gas Range) Leonard & Baker Stove Co. 880-2, Pl., Da., Tri. & Dx.
 6 Oxford (Range) Magee Furnace Co. 77, 78, 88, 89, 770, 780, 880, 890, Pl., Da. & Tri. 377, 378, 388, 389, 8-18, 8-20, 9-20, Pl., Da. & Tri. Right end lining for No. 5 coil is iron. Iron end not sent on an order for linings unless specially ordered.
 6 Oxford (Range) Wood, Bishop & Co. 8, Pl.
 Oxford (Parlor) A. Cox Stove Co. 10, 11, 12*, 14*, 16*, 30, 31, 32*, 34*, 36*, D. C.
 5 Oxford Banner (Range) Baxter Stove Co. 7-14, 7-16, 8-16, 7-18, 8-18, Pl., Da. & Dx. Right end lining is iron. Iron end not sent on an order for linings unless specially ordered.
 Oxford Sunshine (Range) Reading Stove Works. Right end lining is iron. Iron end not sent on an order for linings unless specially ordered.
 6 Pacific (Range) O. G. Thomas. 7-18, 8-18, 8-20, Pl.
 Pacific (Range) Somerset Co-op. Foundry Co. 7, 8, Pl. Front lining is iron.
 Pacific (Range) Portland Stove Foundry Co. (4) 7-18, (4) 8-18, (6) 8-20, Pl. See New Pacific Range.
 5 Pacific Cable (Range) E. B. Colby & Co. 70, 7, 80, 8, 9, Pl. 77, 17, 88, 18, Dx. Right end lining is iron. Iron end not sent on an order for linings unless specially ordered.
 Palace (Parlor) Taunton Iron Works. 1, 2, Pl.
 Palace Oak Excelsior Stove & Mfg. Co. & H. N. Clark Co. 14, 16, 18, 20, 140, 160, 180, 200, D. C.
 Palace Oak S. M. Howes Co. 147, 167, 187, 207, Dx.
 4 Palace (Range) Taunton Iron Works. 7, 8, Pl. Front lining is iron.
 6 Palace (Range) Dighton Furnace Co. 7-18, 8-18, 8-20, Pl. & Dx. When ordering brick tell style of grate. See New Palace Ranges.
 6 Palace Single Oven Range. Richmond Stove Co. 8*, 9*, Pl.
 6 Palace Double Oven Range. Richmond Stove Co. 8½*, 9½*, Pl.
 5 Palace Bengal (Range) Floyd, Wells Co., F. E. Grinnell. Right end lining is iron. Iron end not sent on an order for linings unless specially ordered.
 6 Palace Crawford (Range) Walker & Pratt Mfg. Co. 7-18, 8-18, 8-20, 9-20, Pl. & Da.
 6 Palace Eureka (Wood Range) Walker & Pratt Mfg. Co. 7-22, 8-22, 8-24, 9-24.
 6 Palace Keystone (Range) No. Dighton Co-operative Stove Co. 7-18, 8-18, 8-20, Pl. & Tri. Are nickel rails bolted or removable?
 5 Palace Keystone (Range) Keystone Stove Foundry. 7-16, 8-16, 8-18, 8-20, 9-20, Pl. & Dx. Right end lining is iron. Iron end not sent on an order for linings unless specially ordered.
 4 Palace Novelty (Range) A. Cox Stove Co. End linings are iron. Iron ends not sent on an order for linings unless specially ordered.
 6 Palace Wendell (Range) No. Dighton Co-operative Stove Co. 7-18, 8-18, 8-20, Pl. & Tri. Are nickel rails bolted or removable?
 Palace Wendell (Parlor) No. Dighton Co-op. Stove Co. 20, 30, 40*, D. C.
 4 Palace Wincroft (Range) Wincroft Stove Works. End linings are iron. Iron ends not sent on an order for linings unless specially ordered. 714E, 816E, 714F, 816F, 8742, 8862, 7A, 8A, Da.
 4 Pallas (Range) Somerset Co-op. Fdy. Co. 7, 8, Pl. Front lining is iron. See Improved Pallas and New Pallas Ranges.
 Pallas (Parlor) Somerset Co-op. Foundry Co. 1, 2, Pl.
 5 Palm Keystone (Range) Keystone Stove Foundry. 617, 627, 678, 628, Pl. & Dx. Right end lining is iron. Iron end not sent on an order for linings unless specially ordered.
 Panama (Air Tight) S. M. Howes Co. 18, 20.
 5 Panama Cable (Range) E. B. Colby & Co. 7-16, 8-16, 8-18, 8-20, 9-20, Pl. & Dx. Right end lining is iron. Iron end not sent on an order for linings unless specially ordered.
 Pansy (Parlor) S. M. Howes Co. & Keeley Stove Co. 10, 11, 12, 14, D. C.
 5 Pansy (5 Hole Range) Southard, Robertson & Co. 6, 7, 8, 6C, 7C, 8C, Pl. Right end lining is iron. Iron end not sent on an order for linings unless specially ordered.
 5 Pansy Magnetic D (Range) Southard, Robertson & Co. 70, 75, 85, Pl. & Dx. Right end lining is iron. Iron end not sent on an order for linings unless specially ordered.
 6 Para (Range) Union Furnace Co. 7, 8, Pl.
 6 Paris (Range) Taunton Iron Works. 7-18, 8-18, 8-20, 9-24*, Pl.
 5 Paris Cable (Range) E. B. Colby & Co. 617, 627, 678, 628, 689, 698, Pl. & Dx. Right end lining is iron. Iron end not sent on an order for linings unless specially ordered.
 Park Oak (Oak) Buckwalter Stove Co. 11, 13, 15, 17, 22, 26, 30, 33, 34, 39, 45, 51, D. C.
 4 Park Acorn (Range) Rathbone, Sard & Co. End linings are iron. Iron ends not sent on an order for linings unless specially ordered. 6278, 6288, 6388, 6398, 6279, 6289, 6389, 6399, Duplex.
 6 Parker (Range) Weir Stove Co. 6, 7, 7½, 8, Pl. Has range 5 or 6 holes?
 6 Parker (Range) Union Furnace Co. 7, 8, Pl.
 6 Parnell (Range) O. G. Thomas & C. H. Andrews & Co. 7-18, 8-18, 8-20, Pl.
 6 Parole (Range) Highland Foundry Co. 7, 8, 9, Pl. Is front lining iron or brick?
 6 Parole Keystone (Range) Keystone Stove Foundry. 7-16, 8-16, 8-18, Pl. & Dx
 5 Pasco Cable (Range) E. B. Colby & Co. 627, 678, 628, 689, 699, Pl. & Dx. Right end lining is iron. Iron end not sent on an order for linings unless specially ordered.
 6 Passaic Falls (Range) No. Dighton Co-operative Stove Co. 7-18, 8-18, Pl., Tri. & D. C. When ordering brick tell style of grate.
 Pastry Oven Stove Walker & Pratt Mfg. Co. 18, 19, 21, 28, 29, 31.
 5 Patriot (Range) Rathbone, Sard & Co. 6, 7, 8, 7-16, 8-18, Pl. & Dx. Right end lining is iron. Iron end not sent on an order for linings unless specially ordered.
 6 Patron Cable (Range) E. B. Colby & Co. 7-16, 8-16, 8-18, Pl. & Dx.
 6 Pawtucket (Range) Dighton Furnace Co. 7-18, 8-18, 8-20, Pl. & Dx. When ordering brick tell style of grate.
 6 Pawtucket Grand (Range) Barstow Stove Co. 70, 80-18, 80, 90-20, Pl. & Dx
 6 Peabody (Range) Weir Stove Co. 7, 80, 8, Pl. & Tri. When ordering brick tell style of grate.
 6 Pearl (Range) Miles Pratt & Co. 6, 7, 8, 9*, Pl.
 6 Pearl (Range) Taunton Iron Works. 7-18, 8-18, 8-20, 9-24*, Pl.
 5 Pearl (5 Hole Range) Union Stove Works. 6, 7, 8, Pl. Right end lining is iron. Iron end not sent on an order for linings unless specially ordered.
 Pearl (Air Tight) H. N. Clark Co. 000, 00, 0, 1, 2.
 Pearl (Laundry) H. N. Clark Co. 9, Pl.
 Pearl (Parlor) O. G. Thomas & H. N. Clark Co. 10, 12*, 14*, D. C.
 Pearl (Parlor) H. N. Clark Co. 110, 111, 112, 114, 116, D. C.
 Pearl (Parlor) New York Stove Wks. & Mohegan Stove Co. 8, 9, 10, 11, 12, 14 D. C.
 Pearl (Parlor) Dighton Furnace Co. 9, 10, 12, Pl.
 Pearl (Parlor) Highland Foundry Co. 1, 2, Pl.
 Pearl Oak (Oak) O. G. Thomas & H. N. Clark Co. 12, 14, D. C. Is shank of grate round or flat?
 Pearl Oak (Oak) H. N. Clark Co. 110, 130, 150, 170, D. C.
 Pearl Oak (Oak) Fuller & Warren Co. 11, 13, 15, 17, 19, D. C.
 Pearl (Wood Parlor) Wood, Bishop & Co. 1, 2.
 Pearl (Wood Parlor) Noyes & Nutter Mfg. Co. (One Size).
 5 Pearl Cable (Range) E. B. Colby & Co. 7-16, 8-16, 8-18, 8-20, Pl. & Dx. Right end lining is iron. Iron end not sent on an order for linings unless specially ordered.
 6 Pearl Crescent (Range) O. G. Thomas & H. N. Clark Co. 7-18, 8-18, 8-20, Pl., Da. & Tri. When ordering brick tell style of grate.
 6 Pearl Fireside (Range) O. G. Thomas. 7-18, 8-18, 8-20, Pl., Da. & Tri. When ordering brick tell style of grate.
 Pearl Glenwood (Parlor) Weir Stove Co. 10, 12, 14, D. C.
 6 Pearl Herald (Range) O. G. Thomas. 7-18, 8-18, 8-20, Pl., Da. & Tri. When ordering brick tell style of grate.
 6 Pearl Hub (Range) Smith & Anthony Co. 7-18B, 8-18B, 8-20B, 9-20B, 7-18X, 8-18X, 8-20X, 9-20X, Pl., Rx., Da. & Tri.
 Pearl Hub (Parlor) Smith & Anthony Co. 9, 10, 11, 12, Pl.
 6 Pearl Kineo (Range) Noyes & Nutter Mfg. Co. 8, Pl. & Da.
 Pearl New Era (Range) Yeager & Hunter Stove Co. Is right end lining iron or brick? 7-16, 8-16, 7-18, 8-28, Pl. 7-26, 8-26, 7-28, 8-28, Dx.
 4 Pearl Novelty (Range) A. Cox Stove Co. End linings are iron. Iron ends not sent on an order for linings unless specially ordered. 76-14, 86-14, 76-16, 86-16, 86-18, 96-18, 86-20, 96-20, Pl. & Dx.
 5 Pearl Sunshine (Range) Reading Stove Works. 7, 8, 17, 18, 7-18, 8-18, Pl. & Dx. Right end lining is iron. Iron end not sent on an order for linings unless specially ordered.
 6 Pearl Winthrop (Range) Dighton Furnace Co. 7-18, 8-18, 8-26, Pl. & Tri. Give date of range, 1906, 1908, 1911, 1912 or 1914.

LONG & SHORT CENTERS FOR PEARL WINTHROP RANGES

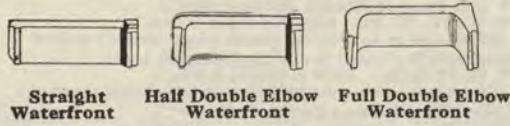


STOVE AND RANGE REPAIRS

- 5 Peconic Cable Range. E. B. Colby & Co. 7-16, 8-16, 8-18, 8-20, 9-20, Pl. & Dx. *Right end lining is iron. Iron end not sent on an order for linings unless specially ordered.*
- 6 Peerless (Range) Magee Furnace Co. 77, 78, 88, 89, Pl., Da. & Tri. *State style of waterback. See cuts. Right end lining for No. 5 coil is iron. Iron end not sent on an order for linings unless specially ordered.*

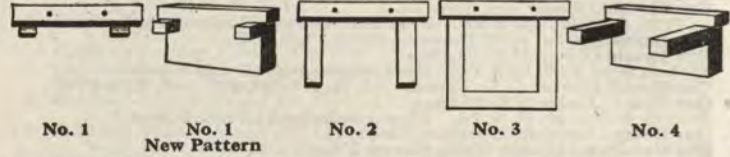
- Perfect (French Range) Richardson & Boynton Co. *State length of range in inches. State number of ovens and number of fires in range. State style of waterback. See cuts. Single Oven — 34SO-2, 34SO-3, 4SO-2, 4SO-3, 424, Tri. & Dx. Double Oven — 4DO-2, 4DO-3, 44DO-2, 44DO-3, 5DO-2, 5DO-3, 5-2DO-2, 5-2DO-3, 6DO-2, 6DO-3, 48, 54, 60, Tri. & Dx.*

WATERFRONTS FOR MAGEE PEERLESS RANGES



- 5 Peerless (Range) Highland Foundry Co. 7-18, 8-18, 8-20, 9-20, Pl. & Tri. *When ordering brick tell style of grate.*
- Peerless (Brick Set Range) Pratt & Wentworth & Highland Foundry Co. 7, 8, 9, Pl. *Front lining is iron. Has range 5 or 6 holes.*
- 6 Peerless Fireside (Coal and Gas Range) O. G. Thomas Co. 8-18, Pl., Da. & Tri.
- 6 Peerless Herald (Coal and Gas Range) O. G. Thomas Co. 8-18, Pl., Da. & Tri.
- 6 Peerless Royal (Range) Plymouth Foundry Co. 7-18, 8-18, 8-20, Pl., Magic & Tri.
- 6 Peerless Winthrop (Range) Dighton Furnace Co. 7-18, 8-18, 8-20, Pl. & Tri.
- Pekin (Laundry) Floyd, Wells & Co. 9, Pl.
- 6 Pemberton (Range) Weir Stove Co. *Give date. 7, 80, 8, 90, Pl. & Magic.*

WATERBACKS FOR PERFECT FRENCH RANGES



- 4 Perfect Acorn (Range) Rathbone, Sard & Co. *End linings are iron. Iron ends not sent on an order for linings unless specially ordered. 6272, 6282, 6382, 6392, 6273, 6283, 6383, 6393, 6274, 6284, 6384, 6394, Dx.*
- 6 Perfect Crescent (Coal & Gas Range) O. G. Thomas. 8-18, 8-20, Da. & Tri.
- 6 Perfect Economy (Range) Somerset Co-op. Foundry Co. 7-18, 8-18, 8-20, Pl. & Tri. *When ordering brick tell style of grate. Has elbow waterfront only. End linings to fit waterfront are iron.*
- 6 Perfect Fireside (Coal & Gas Range) O. G. Thomas. 8-18, 8-20, Da. & Tri.
- 6 Perfect Gem (Range) Pilgrim Foundry Co. 7-18, 8-18, 8-20, Pl., Magic & Da.
- 6 Perfect Gem (Range) Richardson & Boynton Co. 7-18, 8-18, 8-20, Pl., Da. & Tri.
- 7-18-1, 8-18-1, 8-20-1, Pl., Da. & Tri.
- 6 Perfect Grand (Range) Richardson & Boynton Co. 7-18, 8-18, 108-20, 109-20, Pl., Da. & Tri.
- 7-18-1, 8-18-1, 108-20-1, 208-20, Pl., Da. & Tri.
- 6 Perfect Herald (Coal & Gas Range) O. G. Thomas. 8-18, 8-20, Da. & Tri.
- 6 Perfect New England (Range) Richardson & Boynton Co. 8-18, 8-20, Pl. & Da.
- 4 Perfect Novelty (Range) A. Cox Stove Co. *End linings are iron. Iron ends not sent on an order for linings unless specially ordered. 76-14, 86-14, 76-16, 86-16, 86-18, 96-18, 86-20, 96-20, Pl. & Dx.*
- 6 Perfect Oakland (Range) No. Dighton Co-operative Stove Co. 7-18, 8-18, 8-20, 9-20, Pl. & Tri.
- 5 Perfect Peninsular (Steel Range) Peninsular Stove Co. *Right end lining is iron. 7-19, 8-19, 9-19, 8-21, 9-21, Pl. & Dx. Give letter, K, M or N if any. 67-17, 68-17, 69-17, 67-19, 68-19, 69-19, 67-21, 68-21, 69-21, Dx.*
- 6 Perfect Richardson (Coal & Gas Range) Richardson & Boynton Co. 288, 388, Pl., Da. & Tri.
- 6 Perfect Royal (Range) Richardson & Boynton Co. 7-18, 8-18, 8-20, 9-20, Pl., Da. & Tri.
- 7-18-1, 8-18-1, 8-20-1, Pl., Da. & Tri.
- 6 Perfect Standard (Range) Somersworth Foundry Co. 8-20, 9-20, Pl., Da. & Tri. *Da. & Tri. Grate — Is only one or are both bars shaker bars.*
- 4 Perfect Sunshine (Range) Reading Stove Works. *End linings are iron. Iron ends not sent on an order for linings unless specially ordered. 8, 9, 19, 81, 82, 91, 92, 8-18, 8-20, 9-20, 18-20, 19-20, Pl. & Dx.*
- 6 Perfection (Range) Boston Foundry Co. 7-18, 8-18, 8-20, Pl., Da. & Tri.
- 6 Perfection B (Range) Boston Foundry Co. 7-18, 8-18, 8-20, 18-18, 18-20, Pl., Da. & Tri.
- 6 Perfection Grand (Range) Boston Foundry Co. 208, Pl., Da. & Tri.
- 6 Perfection Windsor (Range) Lakeside Foundry. 7-18, 8-18, Pl. & Da. 8-20, Pl., Da. & Tri.
- 5 Pert Range. S. M. Howes Co., N. Y. Stove Wks. 7, 8, Pl. *Right end lining is iron. Iron end not sent on an order for linings unless specially ordered. Pert (Oak) S. M. Howes Co. 9, 10, 11, 12, Pl. Pert (Parlor Cook) H. N. Clark Co. 6, 7, 8, Plain.*
- 5 Pet (Range) S. M. Howes Co. & Keeley Stove Co. *Right end lining is iron. Iron end not sent on an order for linings unless specially ordered. (2 Hole). 16, 17, 18, 61, 71, 81, Pl. (4 Hole). 26, 27, 28, 62, 72, 82, Pl. Pet (Parlor) H. N. Clark Co. 9, 10, 11, D. C. Pet (Parlor) B. & M. Foundry Co. 1, 2, 3, Pl. Pet (Oak) Floyd, Wells & Co. 30, 31, 40, 41, Pl. Phil. (Laundry) H. N. Clark Co. & Union Stove Works. 10, Pl. 10B, D. C. Philadelphia Laundry (Laundry) S. M. Howes Co. 9, 90, Pl. Philllips Grand (Range) Pilgrim Foundry Co. 7-18, 8-18, 8-20, Pl., Magic & Da. Pick Oak (Oak) Bellaire Stove Co. 11, 13, 15, 17, 19, D. C. Pikeland Cable (Cannon) E. B. Colby & Co. 13, 15, 17, 20, 45, 51, 60, D. C. 26, 30, 34, 40, 64, 68, 80, Dx.*
- 6 Pilgrim (Range) Pilgrim Foundry Co. & H. N. Clark Co. 7-18, 8-18, 8-20, Pl., Magic & Da.
- 6 Pilgrim (Range) Plymouth Foundry Co. *When ordering brick tell style of grate. 7-16, 8-16, Pl. 7-18, 8-18, 8-20, Pl., Magic, Tri., Da. & D. C. Has plain grate long or short shank? See cuts under Plymouth Range.*
- 6 Pilgrim (Range) Smith & Anthony Co. 7-18, 8-18, 8-20, 9-20, Pl. & Tri.
- 6 Pilgrim (Range) O. G. Thomas. 7-18, 8-18, 8-20, Pl.
- 6 Pilgrim (Range) Weir Stove Co. 6, 7, 7 1/2, 8, Pl.
- 6 Pilgrim (Parlor) Plymouth Foundry Co. & H. N. Clark Co. 9, 10, 11, 12, 14, D. C.
- 5 Pilgrim Cable (Range) E. B. Colby & Co. 627, 678, 628, 820, 689, 698, 690, Pl. & Dx. *Right end lining is iron. Iron end not sent on an order for linings unless specially ordered.*
- Pilot (Cannon) Yeager & Hunter Stove Co. 25, 35, 45, 55, Dx.
- Pilot (Parlor) Walker & Pratt Mfg. Co. 10, 12, Pl.
- 5 Pilot Keystone (Range) Keystone Stove Foundry. 7-16, 8-16, 8-18, 8-20, 9-20, Pl. & Dx. *Right end lining is iron. Iron end not sent on an order for linings unless specially ordered.*
- 5 Pinckney (Range) R. Dowd Co. 47, 48, Pl. & Dx. *Right end lining is iron.*
- Pine (Oak) Buckwalter Stove Co. 10, 11, 12, 14, 20, 22, 24, 28, 114, D. C.
- 6 Pioneer (Range) Bangor Foundry & Machine Co. 7, 8, Pl.
- 5 Placid Keystone (Range) Keystone Stove Foundry. *Right end lining is iron. 7-16, 8-16, 8-18, 8-20, Pl. & Dx.*
- 6 Planet (Range) H. N. Clark Co. & Plymouth Foundry Co. 7-18, 8-18, 8-20, Pl.
- 4 Planet Acorn (Range) Rathbone, Sard & Co. *End linings are iron. Iron ends not sent on an order for linings unless specially ordered. 7-18, 8-18, 8-20, 9-20, 6270, 6280, 6380, 6390, 6271, 6281, 6381, 6391, Dx.*
- 5 Planet Cable (Range) E. B. Colby & Co. 7-16, 8-16, 8-18, 8-20, Pl. & Dx. *Right end lining is iron. Iron end not sent on an order for linings unless specially ordered.*
- 5 Plato Cable (Range) E. B. Colby & Co. *Right end lining is iron. Iron end not sent on an order for linings unless specially ordered. 7-16, 8-16, 8-18, 8-20, Pl. & Dx.*
- Pleasant (Parlor) Union Furnace Co. 1, 2, 3, Pl. *See New Pleasant Parlor.*
- 6 Pleasant Grand (Range) Cobb Stove & Machine Co. 7, 8, Pl.
- 6 Pleasant Woodlawn (Range) M. A. Dary. 7-18, 8-18, 8-20, Pl. & Tri.

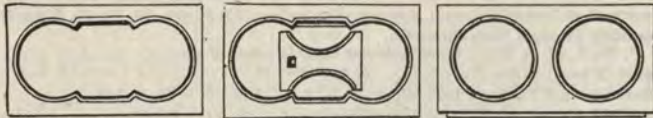
PENINSULAR RANGES.

Peninsular Stove Co.

Give full name of range as follows:

- Active Peninsular
- Advance Peninsular
- Domestic Peninsular
- Electro Peninsular
- Ranges are listed under their first names.
- Elegant Peninsular
- Excellent Peninsular
- Famous Peninsular
- Granite Peninsular
- Monarch Peninsular
- Perfect Peninsular
- Splendid Peninsular
- etc.

TOP PANELS FOR PENINSULAR STEEL RANGES



Panel with Short Center (No lip) Panel with Short Center (Has lip) Solid Panel

In ordering Top Panels state style and position on range of panel wanted.

- 5 Peninsular (Steel Range) Peninsular Stove Co. *Right end lining is iron. Give letter that appears in conjunction with number — H, A, E, G, K, L, or M. 67-16, 68-16, 67-18**, 68-18**, 69-18**, 67-20**, 68-20**, 69-20**, 8-29**, 9-29**, Pl. & Dx. 67-17, 68-17, 69-17, 67-19, 68-19, 69-19, 67-21, 68-21, 69-21, Dx.*
- Peninsular (Double Oven Steel Range) Peninsular Stove Co. 328, 329, Pl. & Dx. 832**, 932**, 1836, 1936, Dx.
- Peninsular Oak (Oak) Peninsular Stove Co. *Wood or coal grate! 214, 216, 218, 221, 314, 316, 318, 321, D. C. 414, 416, 418, 421, Dx. See cut. 610, 612, 614, 616, 618, D. C.*
- Penn Oak (Oak) Mt. Penn Stove Works.
- 4 Penn Rhea (Range) Mt. Penn Stove Wks. 7-16, 8-16, 8-18, Tri. *End linings are iron. Iron ends not sent on an order for linings unless specially ordered.*
- 6 Pepperell (Range) Biddeford Stove Foundry Co. 8, Pl.
- Perfect Oak (Oak) A. L. Canfield & Raymond Mfg. Co. A101, A121, A141, A161, A103, A123, A143, A163, D. C.
- Perfect (Parlor) Somersworth Machine Co. 2, 3, 4, Pl.
- Perfect B (Parlor) Somersworth Machine Co. 2, 3, 4, D. C.
- 4 Perfect (Range) Pratt & Wentworth. 7, 8, Pl. *Front lining is iron.*
- 5 Perfect (5 Hole Range) E. B. Colby & Co. 107, 178, 108, Pl. & Dx. *Right end lining is iron. Iron end not sent on an order for linings unless specially ordered.*

PENINSULAR OAK DUPLUX GRATE



- A—Long Duplux Bar
- B—Short Duplux Bar
- C—Annular Ring

PERFECT RANGES

Richardson & Boynton Co.

See Perfect Gem, Perfect Grand, Perfect New England & Perfect Royal Ranges. If range has enamel finish be sure to so state.

- Perfect (Range) Richardson & Boynton Co. *Is fire box on left or right hand side of oven? 0, 01, 8, 08, 09, 47, 48, 68, 68A, 69, 69A, 78, 78E, 79, 79E, 147, 148, 168, 169, 178, 179, 247, 248, 268, 269, 278, 279, 347, 348, 447, 448, 547, 548, 658, 758, Tri. 95, 98, 195, 198, 295, 298, 395, 398, 395A, 398A, 395B, 398B, Pl. 395C, 398C, 495E, 498E, Tri.*
- Perfect (Double Oven Range) Richardson & Boynton Co. 1, 2, 3, 4, 5, 11, 12, 13, 14, 15, 112, 113, 11A, 12A, 13A, 14A, 15A, 111, 114, 115, 111E, 112E, 113E, 114E, 115E, Tri. *State style of waterback. See cuts. Waterback 1/2 Waterback Box Waterback*
- 5 Perfect (Steel Range) Richardson & Boynton Co. *Right or left hand fire box? 100, 101, 102, 103, 104, 105, 200, 201, 202, 203, 204, 205, Da. & Tri. Give letter "A," "B," or "C" if it appears on range. Front end lining is iron. Iron end not sent on an order for linings unless specially ordered.*

PERFECT DOUBLE OVEN RANGE WATERBACKS



STOVE PIPE, ELBOWS AND HEADERS

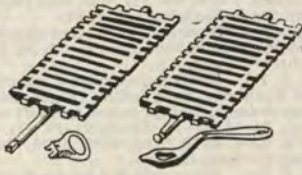
STOVE AND RANGE REPAIRS

- 5 Pluck (Range) Buckwalter Stove Co. Right end lining is iron. Iron end not sent on an order for linings unless specially ordered. 6, 7, 8, 16, 17, 18, 26, 27, 28, 37, 38, 47, 48, 57, 58, Pl. & Dx. Plymouth (Parlor) Plymouth Foundry Co. 9, 10, 11, 12, 14, D. C.

- 6 Premium (Range) O. G. Thomas. 7-18, 8-18, 8-20, Pl. Premium (Square Parlor) O. G. Thomas. 10, 12, Pl. Anti Clinker Grate — State pattern wanted. See cuts.

PLYMOUTH RANGES. Plymouth Foundry Co.

See Crown Plymouth, Ideal Plymouth and Prize Plymouth Ranges.
 6 Plymouth (Range) Plymouth Foundry. 8-187, 8-207, Pl. Da. & Tri.
 6 Plymouth (Range) Plymouth Foundry Co. 9, 10, 11, 12, 14, D. C. When ordering brick tell style of grate. Has plain grate long or short shank? See cuts. Is long center in one or two pieces?




Long Shank Short Shank

- 6 Plymouth Beauty (Range) Plymouth Foundry Co. 8-18, 8-20, Pl. Da. & Tri.
- 6 Plymouth Grand (Range) Plymouth Foundry Co. 8-20, Pl., Da. & Tri. 7-18, 8-18, 8-20, 9-20, Pl., Magic & Tri. When ordering brick tell style of grate
- 5 Plymouth Keystone (Range) Keystone Stove Foundry. 627, 678, 628, 820, 690, Pl. & Dx. Right end lining is iron. Iron end not sent on an order for linings unless specially ordered.
- 6 Plymouth Royal (Coal & Gas Range) Plymouth Foundry. 8-18, Pl. & Da.
- 6 Pocono (Globe) Southard, Robertson Co. 9, 10, 11, 12, 14, 16, Pl.
- 5 Pocono Keystone (Range) Keystone Stove Foundry. 7-16, 8-16, 8-18, 8-20. Pl. & Dx. Right end lining is iron. Iron end not sent on an order for linings unless specially ordered.
- 6 Point Pleasant (Range) M. A. Dary. 7-18, 8-18, 8-20, Pl., Tri., Dx. & D. C. When ordering brick tell style of grate.
- Polaris (Cannon) March Brownback Stove Co. 12, 14, 16, Eclipse. 112, 114, 116, D. C.
- Polo (Globe) Southard, Robertson Co. 7, 8, 9, 10, 11, 12, Pl.
- Polo (Parlor) A. Cox Stove Co. 8, 9, 10, 11, 12, Pl. 18, 19, 20, 21, 22, 30, 31, 32, Pl. & D. C.
- 4 Popular Acorn (Range) Rathbone, Sard & Co. End linings are iron. Iron ends not sent on an order for linings unless specially ordered. 7-18, 8-18, 8-20, 9-20, 7-18, 8-18, 8-20, 9-20, Dx.
- 5 Popular Cable (Range) E. B. Colby & Co. 7-14, 7-16, 8-16, 8-18, 8-20, Pl. & Dx. Right end lining is iron. Iron end not sent on an order for linings unless specially ordered.
- 6 Popular Clarion (Range) Wood, Bishop & Co. 8-20, Pl. & Da.
- 6 Popular Comet (Parlor) Finch Stove Co. 8, 9, 10, 11, 12, 14, Pl.
- Portable Caldron Barstow Stove Co. Coal or Wood? Coal — 10, 16, 21, 30, 36, 45, Gals. Plain. Wood — 16, 21, 30, 36, 45, Gals.
- Portable Oven. Taunton Iron Works and Pond & Dunklee. Stove — Coal — 1, 2, 3, 4, 5, Wood — 1, 2, 3. Oven — Coal — 4, 5, 6, 7, 8, 9, 10, 11, 12, 14, 16, 18, 19, 20, 21, 22, 30, 31, 32, Pl. & D. C.
- See Household & Quaker Portable Ovens.
- Portable Oven. Walker & Pratt Mfg. Co. Stove — 18, 19, 21, 28, 29, 31. Flat (2 piece) Grate. Oven — 40, 50, 60, 70, 80, 90, 45, 55, 65, 75, 85, 95.
- Portable Oven. G. S. Blodgett & Co. 4, 5, 6, 7, 8, 14, 15, 16, 17, 18, 19, 114, 114A, 115, 116, 116A, 117, 118, 118A.
- Portable Oven. Blodgett & Manor. 14, 15, 16, 17, 18, 19.
- Portable Oven. Blodgett & Sweet. Coal — 4, 5, 6, 7, 8, 9. Wood — 3, 4, 5, 6, 7, 8, 9.
- Portable Oven. McDowell Oven Co. 1, 2, 2A, 3, 3A, 4, 4A, Pl.
- Porter's Best (Range) Warren Foundry Co. 7-18, 8-20, Pl.
- 6 Porter Grand (Range) Warren Foundry Co. 7-18, 8-20, Pl.
- 4 Portland (Range) Portland Co-op. Stove Co. 7, 8, Pl. Front lining is iron.
- 5 Portland (Range) Buckwalter Stove Co. 207, 278, 217, 208, 218, 209, Dx. & Pl. Right end lining is iron. Iron end not sent on an order for linings unless specially ordered.
- 5 Portland Grand (Range) Buckwalter Stove Co. 408, 498, 409, Dx. Right end lining is iron. Iron end not sent on an order for linings unless specially ordered.
- Portland Model (Range) Pilgrim Foundry Co. 7-18, 8-18, 8-20, Pl. & Da. Is right end lining iron or brick? Dockash Grate — Is only one or both bars shaker bars?
- Potent (Cannon) Floyd, Wells & Co. 1, 2, 3, D. C. 23, 25, 27, 30, Dx.
- 6 Power (Range) D. B. H. Power & Co. & O. G. Thomas. 7, Pl. Has range 5 or holes?

- P. P. STEWART (Range) Fuller & Warren Co. Iron ends not sent on an order for linings unless specially ordered. (5) 71-19, 81-19, 81-20, 91-20, Da., Tri. & D. C. Right end lining is iron. (5) 75-19, 85-19, 85-20, 95-20, D. C. only. Right end lining is iron. (4) 37-18, 38-18, 38-20, 39-20, Da., Tri. & D. C. End linings are iron. (4) 67-18, 68-18, 68-20, 69-20, Da., Tri. & D. C. End linings are iron. (4) A7-18, A8-18, A8-20, A9-20, Da. & Tri. End linings are iron. (4) AX7-18, AX8-18, AX8-20, AX9-20, Da. & Tri. End linings are iron. (4) AY7-18, AY8-18, AY8-20, AY9-20, Da. & Tri. End linings are iron. (4) 107, 108, 208, 209, 128, 218, 219, Da. & Tri. End linings are iron. (4) 28-20, 29-20, Da., Tri. & D. C. Right or left hand fire box? End linings are iron. (4) 2B8-20, 2B9-20, 3B8-20, 3B9-20, Da. & Tri. End linings are iron.

- P. P. Stewart (Parlor) Fuller & Warren Co. Is stove Oval, Round or Square? Has it an anti clinker front grate? Oval Stove — 2, 3, 4, Pl. 33, 44, 222, 333, 444, 225, 335, 445, D. C. Round Stove — 1, 2, 3, 4, 5, 6, 7, Pl. 14, 16, 18, 20, 21, 32, 43, 44, 54, 55, 65, 66, 76, 87, 320, 430, 540, 650, 760, D. C. Square Stove — 13, 15, 17, D. C.


- 6 Preble (Range) O. G. Thomas. 7-18, 8-18, 8-20, Pl.
- 6 Premier (Range) Boston Foundry Co. & Boston Stove Foundry Co. 7-18, 8-18, 8-20, Pl., Da. & Tri.
- 6 Premier B (Range) Boston Stove Foundry Co. 7-18, 8-18, 8-20, 18-18, 18-20, Pl., Da. & Tri.
- 6 Premier Gem (Range) Rose & Co. 7-18, 8-18, 8-20, Pl., Da., & Tri.
- 6 Premier Grand (Range) Boston Stove Foundry Co. 208, Pl., Da. & Tri.
- 6 Premier Supreme (Range) Boston Foundry Co. 280, Pl., Da. & Tri.
- 6 Premier Windsor (Parlor) Lakeside Foundry. 10, 12, 14, D. C.



- Premium Grand (Square Parlor) O. G. Thomas. 10, 12, Pl. & D. C.
- 6 Premium Grand (Range) O. G. Thomas. 7-18, 8-18, 8-20, Pl.
- 6 Premium Grand B (Range) O. G. Thomas. 7-18, 8-18, 8-20, Pl.
- Pride (Parlor) Waverly Heating Supply Co. 9, 10, 12, 14, D. C.
- Pride (Parlor) No. Dighton Co-op. Stove Co. 9, 10, 11, 12, 14, D. C.
- Pride Century (Parlor) Century Stove Co. 20, 22, D. C.
- 5 Pride Keystone (Range) Keystone Stove Foundry. 7-14, 7-16, 8-16, 8-18, 8-20, Pl. & Dx. Right end lining is iron. Iron end not sent on an order for linings unless specially ordered.
- 6 Pride of the Home (Range) Somerset Stove Fdy. Co. 7-18, 8-18, 8-20, Pl. Da. & Tri.
- 6 Pride Windsor (Range) Lakeside Foundry. 7-16, 8-16, Pl. & Da. 7-18, 8-18, 8-20, 9-20, Pl., Da. & Tri.
- 4 Prime Acorn (Range) Rathbone, Sard Co. End linings are iron. Iron ends not sent on an order for linings unless specially ordered. 7-18, 8-18, 8-20, 9-20, 6270, 6280, 6380, 6390, 6271, 6281, 6381, 6391, Dx. Prince (Range) O. G. Thomas. 7, 8, Pl. Front lining is iron.
- Prince (Parlor) S. M. Howes Co. & Keeley Stove Co. 10, 11, 12, 14, D. C.
- Prince Oak (Oak) A. L. Canfield. 11A, 13A, 15A, 17A, 19A, D. C.
- 5 Prince Beaver (Range) Danville Stove & Mfg. Co. Right end lining is iron. Iron end not sent on an order for linings unless specially ordered. 7-14, 7-16, 8-16, 8-18, 9-18, 9-20, 7-166, 8-166, 8-188, 9-188, Dx.
- 5 Prince Cable (Range) E. B. Colby & Co. 207, 218, Pl. & Dx. Right end lining is iron. Iron end not sent on an order for linings unless specially ordered.
- 6 Prince Crawford (Range) Walker & Pratt Mfg. Co. 7-18, 8-18, 8-20, 9-20, Pl. & Triple.
- 6 Prince Model (Range) Pilgrim Foundry Co. 70-18, 80-18, 80-20, Pl., Da. & Triple. Give date on shank plate. 1904 — 7-18, 8-18, 8-20, Pl., Da. & Magic. Damper Rod — Is it in one or two pieces? 1908 — 7-18, 8-18, 8-20, Pl. & Da. Is right end lining iron or brick? Dockash Grate — Is only one or are both bars shaker bars? See cuts. 1909 — 7-18, 8-18, 8-20, Pl. & Da. Is right end lining iron or brick? Dockash Grate — Is only one or are both bars shaker bars? See cuts.



GRATES FOR PRINCE MODEL RANGES



- Prince Model (Range) Beacon Foundry Co. 1911-7-18, 8-18, Plain Grate only. End linings are iron. Front lining is made both in iron and brick. State which is wanted.
- 6 Prince Royal (Range) Somersworth Foundry Co. 7-18-03, 8-18-03, 828-03, 7-18-4, 828-4, Pl., Magic, Da. & Tri.
- 6 Princess (Range) Smith & Anthony Co. 7-18X, 8-18X, 8-20X, 9-20X, Pl., Rx., Da. & Tri.
- 5 Princess (Range) Rathbone, Sard & Co. & S. M. Howes Co. Right end lining is iron. Iron end not sent on an order for linings unless specially ordered. 5170, 5280, 5171, 5281, 6170, 6280, 6173, 6283, Pl. & Dx.
- 6 Princess (Range) White, Warner & Co. 7-18, 8-18, 8-20, Pl.
- 6 Princess Atlantic (Range) Portland Stove Foundry Co. 7-20, 8-20, 208, 208B, Pl. & Da.
- 4 Princess Novelty (Range) A. Cox Stove Co. 8-18, 8-20, 9-20, 86-18, 86-20, 96-20, Dx. & Tri. End linings are iron. Iron ends not sent on an order for linings unless specially ordered.
- 5 Priscilla (Range) Mohegan Stove Co. 7-05, 8-05, 7-12, 8-12, Pl. & Tri. Right end lining is iron. Iron end not sent on an order for linings unless specially ordered.
- 6 Priscilla (Range) Walker & Pratt Mfg. Co. 7-18, 8-18, 8-20, 9-20, Pl. & Triple. 70-18, 80-18, 80-20, 90-20, A7-18, A8-18, A8-20, A9-20, Pl., Da. & Triple.
- Priscilla Eclipse (Oak) Eclipse Stove Co. 9, 11, 13, 109, 111, 113, D. C. 15, 17, 19, 115, 117, 119, D. C. & Tri. 215, 217, D. C.
- Prize (Laundry) S. M. Howes Co. & N. Y. Stove Works. 10, 15, Pl.
- Prize (Wood Box Stove) H. N. Clark Co. 18, 20, 22, 26, 28, 32, 36.
- 6 Prize (Range) O. G. Thomas. 7, Pl. Has range 5 or 6 holes? See New Prize Ranges.
- 5 Prize A (5 Hole Range) New York Stove Works & Mohegan Stove Co. 6, 7, 8, Pl. 70, 80, Pl. Right end lining is iron. Iron end not sent on an order for linings unless specially ordered.
- 6 Prize Atlantic (Range) Portland Stove Foundry Co. 7-20, 9-20, Pl. & Triple.
- 6 Prize Banquet (Range) Portland Stove Foundry Co. 7-20, 8-20, 208, Pl. & Da.
- 6 Prize Bradford (Range) Plymouth Stove Foundry Co. 7-16, 8-16, Pl. 7-18, 8-18, 8-20, Pl., Magic, Da., Tri. & D. C. When ordering brick tell style of grate. Has plain grate long or short shank? See cuts under Prize Royal Range.
- Prize Bradford (Parlor) Plymouth Stove Foundry Co. 2, 3, 11, 14, D. C.

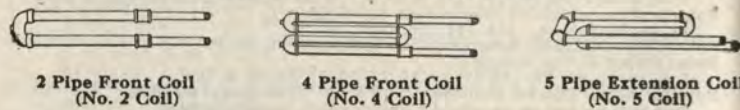
STOVE AND RANGE REPAIRS

- 5 **Prize Canopy (Range)** Buckwalter Stove Co. 7, 87, 8, 98, 9, 207, 287, 298, 209, Pl & Dx. *Right end lining is iron. Iron end not sent on an order for linings unless specially ordered.*
- 6 **Prize Crawford (Range)** Walker & Pratt Mfg. Co. 7-18, 8-18, 8-20, 9-20, Pl. & Triple.
- 6 **Prize Crescent (Range)** O. G. Thomas & H. N. Clark Co. 7-18, 8-18, 8-20, 9-20, Pl., Da., & Tri. *Give date on shank plate, 1906, 1909 or 1914. When ordering brick for 1906 Pattern tell style of grate.*
- 6 **Prize Crescent (Range)** H. N. Clark Co. 7-18, 8-18, Pl. & Tri.
- Prize Crescent (Parlor)** O. G. Thomas & H. N. Clark Co. 10, 12, 14*, 112, 114* D.C.
- Prize Crescent Oak (Oak)** O. G. Thomas Co. 12, 14, 16, 18, Tri.
- Prize Eclipse (Air Tight)** H. N. Clark Co. & Eclipse Stove Co. 18, 20, 22, 24, 26.
- 6 **Prize Elk (Range)** Smith & Anthony Co. 187, 208, 1870, 2080, Pl., Da. & Tri.
- 6 **Prize Fireside (Range)** O. G. Thomas. 7-18, 8-18, 8-20, 9-20, Pl., Da. & Tri. *Give date on shank plate, 1906, 1909, or 1914. When ordering brick for 1906 Pattern tell style of grate.*
- Prize Fireside Oak (Oak)** O. G. Thomas Co. 12, 14, 16, 18, Tri.
- 6 **Prize Franconia (Range)** Walker & Pratt Mfg. Co. 7-18, 8-18, 8-20, 9-20, Pl. & Triple.
- 6 **Prize Good News (Range)** Highland Foundry Co. 7-18, 8-18, 8-20, 9-20, Pl. & Tri. *When ordering brick tell style of grate.*
- 6 **Prize Herald (Range)** O. G. Thomas. 7-18, 8-18, 8-20, 9-20, Pl., Da. & Tri. *Give date on shank plate, 1906, 1909 or 1914. When ordering brick for 1906 pattern tell style of grate.*
- Prize Herald Oak (Oak)** O. G. Thomas Co. 12, 14, 16, 18, Tri.
- 6 **Prize Highland (Range)** Highland Foundry Co. 7-18, 8-18, 8-20, 9-20, Pl. & Tri. *When ordering brick tell style of grate.*
- 6 **Prize Homestead (Range)** S. M. Howes Co. & No. Dighton Co-op. Stove Co. 7-18, 8-18, Pl., Tri. & D. C. *When ordering brick tell style of grate.*
- 6 **Prize Hub (Range)** Smith & Anthony Co. 1871, 1881, 2081, 2091, Pl., Da. & Tri.
- Prize Hub (Wood Range)** Smith & Anthony Co. 6-22, 7-22, 8-22, 9-24, 8-24, 8-27, 9-27.
- 6 **Prize Ideal (Range)** No. Dighton Co-operative Stove Co. 7-18, 8-18, Pl., Tri. & D. C. *When ordering brick tell style of grate.*
- 6 **Prize Ideal (Range)** Plymouth Foundry Co. 7-16, 8-16, Pl. 7-18, 8-18, 8-20, Pl., Magic, Da., Tri. & D. C. *When ordering brick tell style of grate. Has plain grate long or short shank? See cuts.*
- 6 **Prize Medallion (Range)** Spicer Stove Co. 7, 88, 8, 9, Pl., Tri. & D. C. *Is fire box square or oval?*
- 6 **Prize Model (Range)** Spicer & Peckham. 7, 80, 88, 8, 9, Pl., Tri. & D. C. *Is fire box square or oval?*
- 6 **Prize Oak (Range)** No. Dighton Co-operative Stove Co. 7-18, 8-18, Pl., Tri. & D. C. *When ordering brick tell style of grate.*
- 6 **Prize Oak (Range)** Spicer Stove Co. 7, 88, 8, Pl.
- Prize Oak (Parlor)** No. Dighton Co-op. Stove Co. 12, 14, D. C.
- 6 **Prize Plymouth (Range)** Plymouth Foundry Co. 7-16, 8-16, Pl. 7-18, 8-18, 8-20, Pl., Magic, Da., Tri. & D. C. *When ordering brick tell style of grate. Has plain grate long or short shank?*
- 6 **Prize Quaker (Range)** Taunton Iron Works. 7-18, 8-18, 8-20, 9-20, Pl., Da., Tri. & D. C. *When ordering brick tell style of grate.*
- 6 **Prize Royal (Range)** Plymouth Foundry Co. 7-16, 8-16, Pl. & Da. 7-18, 8-18, 7-20, 8-20, Pl., Magic, Da. Tri. & D. C. *When ordering brick tell style of grate. State style of plain grate. See cuts.*

- 6 **Provost Grand (Range)** Portland Stove Foundry Co. 8-20, Pl., Da. & Tri.
- Puck (Parlor)** O. G. Thomas Co. 8, 9, 10, 12, 14, D. C.
- Pug (Globe)** E. Munsell & Co. 5, 10, 20, 30, 40, 50, 60, Pl.
- Pug Sunshine (Laundry)** Reading Stove Works. 7, 18, 8, Pl.
- 6 **Pullman (Range)** Plymouth Foundry Co. *When ordering brick tell style of grate. 7-18, 8-18, 8-20, Pl., Magic, Tri. & D. C. Give length of plain grate shank.*
- Puritan (Parlor)** O. G. Thomas. 10, 12, Pl.
- Puritan (Parlor)** Taunton Iron Works. 12, 14, Pl.
- Puritan (Factory Stove)** Barstow Stove Co. 14*, 16*, 18*, 20*, Pl.
- 6 **Puritan (Range)** Pilgrim Foundry Co. 7-18, 8-18, 8-20, Pl., Magic & Da.
- 6 **Puritan (Range)** Royal Bristol Co. 108, 8-20, Pl., Da. & Tri.
- 6 **Puritan (Range)** Leonard Co-op. Foundry Co. 7-18, 8-18, 8-20, Pl.
- 6 **Puritan (Range)** Somerset Co-op. Foundry Co. 7, 8, Pl. & Dx.
- 4 **Puritan (Range)** Magee Furnace Co. 6-18, 7-18, 7-20, 8-20, Da.
- 6 **Puritan (Range)** J. E. Davis. 7, 8, Pl. *Is front lining iron or brick?*
- 6 **Puritan (Range)** Auburn Stove Foundry. 7, 8, Pl.
- See New Puritan, Bay State Puritan, Grand Puritan and Royal Puritan Ranges.
- 6 **Puritan B (Range)** Biddeford Stove Foundry Co. 8-20, Pl.
- 6 **Puritan B (Range)** Dighton Furnace Co. 7-18, 8-18, 8-20, Pl. & Tri. *When ordering brick all style of grate.*
- 4 **Puritan Acorn (Range)** Rathbone, Sard & Co. *Right end lining is iron. Iron end not sent on an order for linings unless specially ordered.* 7-18, 8-18, 8-20, 9-20, 71-18, 81-18, 81-20, 91-20, Dx. 6278, 6288, 6388, 6398, 4298, 4398, 6280, 6380, 6390, Dx.
- 6 **Putnam (Range)** Dighton Furnace Co. 7-18, 8-18, 8-20, Pl. & Dx. *When ordering brick tell style of grate.*
- 6 **Putnam (Range)** Somerset Co-op. Fdy. Co. 7, 8, Pl. *Is front lining iron or brick?*
- Putnam (Parlor)** Fuller & Warren Co. 81, 101, 111, 121, Pl.
- Putnam (Cannon)** Fuller & Warren Co. 10, 12, 14, 16, 18, 20, 22, Pl.
- Putnam (Laundry)** Fuller & Warren Co. 6, 12, 14, 16, 18, Pl.
- Pyramid (Factory Stove)** Barstow Stove Co. 12, 14, 16, 18, 20, Pl.
- Pyro (Parlor)** Floyd, Wells & Co. 14, 16, 24, 26, D. C.

QUAKER RANGES. Taunton Iron Works, & White, Warner Co
See Crown Quaker, Grand Quaker, New Quaker and Prize Quaker Ranges
If range has enamel finish be sure to so state.

COILS FOR QUAKER RANGES



- 6 **Quaker (Range)** Taunton Iron Works. 7-18, 8-18, 8-20, 9-20, 9-24*, 10-24*, Pl., Tri. & Swanton.
- 6 **Quaker A (Range)** Taunton Iron Wks. 7-18, 8-18, 7-20, 8-20, 9-20, 9-24*, Pl.
- 6 **Quaker C (Range)** White, Warner Co. 8-200, Pl., Da. & Tri.
- 6 **Quaker 3 Fuel (Coal & Gas Range)** White-Warner Co. 8-215, Da. & Tri.
- Quaker (Parlor)** Taunton Iron Works. 10, 12, 14, D. C. 11, 13, 15*, 17*, D. C. 101, 103, 105*, 211, 213, 215*, D. C. 122, 144*, 222, 244* D. C.
- Quaker (Oak)** Taunton Iron Works. 12, 14, D. C. 16, 18, Tri. 120, 140, D. C. 160, 180, Tri.
- Quaker (Wood Parlor)** Taunton Iron Works. 22, 24. (Plain Finish) — 21, 23, 25, 210, 230, 250.
- Quaker (Laundry)** Buckwalter Stove Co. 97, 98, Pl.
- Quaker Galvanized Portable Oven.** Taunton Iron Works. *Coal or wood?* Stove — Coal — 11, 12, 13*, 14*, 15*. Wood — 17, 18, 19, 3. Oven — Coal — 40, 50, 60, 70, 80, 90, 100. Wood — 40, 50, 60, 70.
- See Taunton Portable Oven.
- 6 **Quaker Art (Range)** Taunton Iron Works. 7-18, 8-18, 8-20, 9-20, 9-24*, 10-24*, Pl., Tri. & Swanton.
- 6 **Quaker Auto (Range)** Taunton Iron Works. 7-16, 7-18, 8-18, Pl. & Tri.
- 5 **Quaker Cabinet (Range)** White-Warner Co. 7-180, 8-185, 8-190, 9-195, Pl., Da. & Tri. *Right end lining is iron. Iron end not sent on an order for linings unless specially ordered.*
- 6 **Quaker Cabinet B (Range)** White-Warner Co. 7-160, 8-165, 8-170, 9-175, 8-168, 8-172. Da. & Tri.
- 6 **Quaker Charm (Range)** Taunton Iron Works. 7-16, Pl. 7-18, 8-18, 8-20, Pl. & Tri.
- 6 **Quaker Gem A (Range)** Taunton Iron Works. 7-18, 8-18, 8-20, 9-20, Pl., Tri. & Da.
- 6 **Quaker Gem B (Range)** Taunton Iron Works. 7-18, 8-18, 8-20, 9-20, Pl., Tri. & Da.
- 6 **Quaker Gem C (Range)** Taunton Iron Works. 7-18, 8-18, 8-20, 9-20, Pl., Tri. & Da.
- 6 **Quaker Gem D (Range)** Taunton Iron Works. 7-18, 8-18, 8-20, 9-20, Pl., Tri. & Da.
- 6 **Quaker Gem E (Range)** Taunton Iron Works. 7-18, 8-18, 8-20, 9-20, Pl., Tri. & Da.
- 6 **Quaker Grand (Range)** Taunton Iron Works. 7-18, 8-18, 8-20, 9-20, Pl., Tri. Da. & D. C. *When ordering brick tell style of grate.*
- 6 **Quaker Grand B (Range)** Taunton Iron Works. 7-18, 8-18, 8-20, 9-20, Pl., Tri., Da. & D. C. *When ordering brick tell style of grate.*
- 6 **Quaker Home (Range)** White, Warner Co. 8-107, 8-112, Pl., Da. & Tri.
- 6 **Quaker Home A (Range)** Taunton Iron Works. 7-18, 8-18, 8-20, 9-20, Pl., Da. & Tri.
- 6 **Quaker Home B (Range)** Taunton Iron Works. 7-18, 8-18, 8-20, 9-20, Pl., Da. & Tri.
- 6 **Quaker Home C (Range)** Taunton Iron Works. 7-18, 8-18, 8-20, 9-20, Pl., Da. & Tri.
- 6 **Quaker Ideal (Range)** White-Warner Co. 8-165, 8-170, 8-172. Pl., White, Da., Tri. & Dx.
- 6 **Quaker Jewel (Range)** Taunton Iron Works. 7-18, 8-18, 8-20, 9-20, Pl., Da. & Tri.
- 6 **Quaker Jewel B (Range)** Taunton Iron Works. 7-18, 8-18, 8-20, 9-20, Pl., Da. & Tri.
- 6 **Quaker Jewel C (Range)** Taunton Iron Works. 7-18, 8-18, 8-20, 9-20, Pl., Da. & Tri.
- 6 **Quaker Junior (Range)** Taunton Iron Works. 7-18, 8-18, 8-20, Pl., Tri. & Da.
- 6 **Quaker Junior Art (Range)** Taunton Iron Wks. 7-18, 8-18, 8-20, Pl., Tri. & Da.
- 6 **Quaker King (Coal & Gas Range)** White-Warner Co. 8-245, 8-246, Pl. & Tri.
- 6 **Quaker Model A (Range)** Taunton Iron Wks. 7-18, 8-18, 8-20, 9-20, Pl., Da. & Tri.
- 6 **Quaker Model B (Range)** Taunton Iron Wks. 7-18, 8-18, 8-20, 9-20, Pl., Da. & Tri.
- 6 **Quaker Model C (Range)** Taunton Iron Wks. 7-18, 8-18, 8-20, 9-20, Pl., Da. & Tri.
- 6 **Quaker Peach (Open Grate)** White-Warner Co. 15, D. C.
- 6 **Quaker Pearl (Coal & Gas Range)** White-Warner Co. 7-200, 8-205, Pl. & Tri.
- 6 **Quaker Pearl (Range)** Taunton Iron Wks. 7-18, 8-18, 8-20, 9-20, 9-24* Pl.

Plain Grates & Beds for Nos. 7-16, & 8-16, Prize Royal Ranges

Plain Grates for Nos. 7-18, 8-18, 7-20, 8-20 Prize Royal Ranges

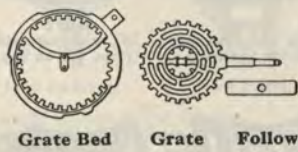


Old Pattern New Pattern Long Shank Short Shank

- Prize Royal (Parlor)** Plymouth Foundry Co. 2, 3, 11, 14*, D. C.
- Prize Sparkle (Parlor)** Portland Stove Foundry Co. 12, 15*, D. C.
- 4 **Prize Stewart (Range)** Fuller & Warren Co. *End linings are iron. Iron ends not sent on an order for linings unless specially ordered.* 7-18, 8-18, 8-20, 9-20, 71-18, 81-18, 81-20, 91-20, Da. & Dx.
- Prize Stewart (Square Parlor)** Fuller & Warren Co. 33, 55, 73, 75, Duplex.
- 6 **Prize Waverly (Range)** T. Gaffney & Co. & Somerset Co-op. Foundry Co. 7-18, 8-18, 8-20, Pl. & Dx. *When ordering brick tell style of grate. Has elbow waterfront only. End linings to fit waterfront are iron.*
- 6 **Prize Waverly (Range)** Plymouth Foundry Co. *When ordering brick tell style of grate.* 7-16, 8-16, Pl. 7-18, 8-18, 8-20, Pl., Magic, Da., Tri. & D. C.
- Prize Waverly (Parlor)** Buckwalter Stove Co. 10, 11, 12, 14, 20, 22, 24, 28, D. C.
- 6 **Prize Welcome (Range)** Plymouth Foundry Co. *When ordering brick tell style of grate.* 7-16, 8-16, Pl. 7-18, 8-18, 8-20, Pl., Magic, Da., Tri. & D. C.
- 6 **Prize Winthrop (Range)** Dighton Furnace Co. 7-18, 8-18, 8-20, Pl. & Dx. *When ordering brick tell style of grate.*
- 6 **Prize Woodlawn (Range)** Plymouth Foundry Co. 7-16, 8-16, Pl. 7-18, 8-18, 8-20, Pl., Magic, Da., Tri. & D. C. *When ordering brick tell style of grate.*
- 2 **Prize Acme (Range)** Frizer-Painter S. & H. Co. *Front and end linings are iron.* 7-18, 8-18, 7-20, 8-20, 9-20, Pl., Da. & Dx.
- 2 **Prize Grand (Prize)** Frizer Painter S. & H. Co. *Front and end linings are iron.* 7-16, 8-16, 7-18, 8-18, 9-18, 8-20, 9-20, Pl., Da. & Dx.
- 5 **Progress (Range)** Rathbone, Sard & Co. and S. M. Howes Co. 6, 7, 8, 7-18, 8-18, 5170, 5280, 6170, 6280, Pl. & Dx. *Right end lining is iron. Iron end not sent on an order for linings unless specially ordered.*
- Provident (Range)** Richardson & Boynton Co. 58, 158, 258, 258A, 358, 458, 458A, 458B, 458E, 558, 558A, 558B, 558E, Tri. *Is fire box on left hand side of oven?*
- 4 **Provident (Range)** Leonard Co-op. Foundry Co. 7, 8, Pl. *Front lining is iron.*
- 6 **Provident A (Range)** Leonard Co-op. Foundry Co. 7-18, 8-18, 8-20, Pl.
- 6 **Provident B (Range)** Leonard Co-op. Foundry Co. 7-18, 8-18, 8-20, Pl.
- 6 **Provident C (Range)** Leonard Co-op. Foundry Co. 7-18, 8-18, 8-20, Pl.
- 6 **Provident D (Range)** Leonard Co-op. Foundry Co. 7-18, 8-18, 8-20, Pl., Tri. & Dx. *When ordering brick tell style of grate.*

STOVE AND RANGE REPAIRS

- 6 Quaker Prize (Range) Taunton Iron Works. 7-18, 8-18, 8-20, 9-20, Pl., Tri., Da. & D. C. When ordering brick tell style of grate.
- 6 Quaker Prize A (Range) Taunton Iron Wks. 7-18, 8-18, 8-20, 9-20, Pl., Da. & Tri.
- 6 Quaker Prize B (Range) Taunton Iron Wks. 7-18, 8-18, 8-20, 9-20, Pl., Da. & Tri.
- 6 Quaker Queen (Range) Taunton Iron Wks. 7-18, 8-18, 8-20, 9-20, Pl., Da. & Tri.
- 6 Quaker Queen C (Range) Taunton Iron Wks. 7-18, 8-18, 8-20, 9-20, Pl., Da. & Tri.
- 5 Quaker Queen (Range) White, Warner Co. 8-72, 9-78, 9-179, Pl., White, Da., Tri. & Dx. Left end lining is iron. Iron end not sent on an order for linings unless specially ordered.
- 6 Quaker Royal (Coal & Gas Range) White-Warner Co. 36, 8-265, Pl., Da. & Tri.
- 6 Quaker Ruby (Coal & Gas Range) White-Warner Co. 8-205, 8-206, Pl. & Tri.
- 6 Quaker Social (Range) Taunton Iron Works. When ordering brick tell style of grate. 7-18, 8-18, 8-20, 9-20, 8-148, 8-153, Pl., Da. & Tri. (4 Hole) 8-17, 9-19, 9-21, Pl., Da. & Tri.
- 6 Quaker Standard (Range) Taunton Iron Wks. 7-18, 8-18, 8-20, 9-20, Pl., Da. & Tri.
- 6 Quaker Star (Range) Taunton Iron Wks. When ordering brick el' style of grate. 7-18, 8-18, 8-20, 9-20, Pl., Da. & Tri. (4 Hole) 8-17, 7-19, 9-29, Pl., Da. & Tri.
- 6 Quaker Star B (Range) Taunton Iron Wks. When ordering brick tell style of gra. e. 7-18, 8-18, 8-20, 9-20, Pl., Da. & Tri. (4 Hole) 8-17, 9-19, 9-29, Pl., Da., & Tri.
- 5 Queen (Range) Rathbone, Sard & Co. 6170, 6280, 6172, 6182, 6173, 6183 Dx. Right end ining is iron. Iron end not sent on an order for linings unless specially ordered.
- Queen Oak (Oak) A. L. Canfield. 110, 112, 114, 116, 118, D. C.
- Queen Oak (Oak) S. M. Howes Co. & Channon-Emery Co. 615, 617, 619, D. C.
- Queen A (Parlor) Mohegan Stove Co. 10, 11, 12, 14, D. C.
- 6 Queen Atlantic (Range) Portland Stove Foundry Co. 8-20, 208, Pl., Da. & Tri.
- 6 Queen Atlantic C (Range) Portland Stove Foundry Co. 8-20, 208, Pl., Da. & Tri.
- 6 Queen Atlantic G (Range) Portland Stove Foundry Co. 8-20, 208, Pl., Da. & Tri.
- 6 Queen Atlantic Imperial (Coal & Gas Range) Portland Stove Foundry Co. 8-20, Pl., Da. & Tri.
- 4 Queen Bengal (Range) Floyd-Wells Co. End linings are iron. Iron ends not sent on an order for linings unless specially ordered. 6818, 4918, 6820, 6920, Da. 8018, 9018, 8020, 9020, Tri. 8618, 9418, 8620, 9620, Dx.
- 6 Queen City (Range) Dighton Furnace Co. 7-18, 8-18, 8-20, Pl. & Dx. When ordering brick tell syle of grate.
- 5 Queen City (Range) Buckwalter Stove Co. 487, 408, 498, 409, Dx. Is range blacked or enameled? Right end lining is iron on blacked ranges, but on enameled ranges lining is at brick. Iron end not sent on an order for linings unless specially ordered.
- 4 Queen City (Range) Bangor Fdy. & Mach. Co. 8, 9, Pl. Give date. 1875 or 1881. See Improved Queen City Range.
- 6 Queen Crawford (Range) Walker & Pratt Mfg. Co. 7-18, 8-18, 8-20, 9-20, Pl. & Triple. 70-18, 80-18, 80-20, 90-20, Pl., Da. & Triple.
- 6 Queen Hub (Range) Smith & Anthony S. Co. Give date on shank plate, 1893, 1896 or 1897. 1893 & 1896 — 7-18, 8-18, 8-20, 9-20, Pl. & Tri. 1897 — 7-18, 8-18, 8-20, 9-20, Pl., Tri. & Non.
- 6 Queen Irving (Range) Floyd, Wells & Co. (6) 777, 878, 888, 999, Dx. (5) 7-18, 8-18, 8-20, 9-20, 76-18, 86-18, 86-20, 96-20, Dx.
- 6 Queen Royal (Range) Smith & Anthony Co. 7-18, 8-18, 8-20, 9-20, Pl. & Tri.
- 6 Queen Wellington (Range) Walker & Pratt Mfg. Co. 7-18, 8-18, 8-20, 9-20, Pl., Da. & Tri.
- 6 Queen Wellington Premier (Range) Walker & Pratt Mfg. Co. 7-18, 8-18, 8-20, 9-20, Pl., Da. & Tri.
- 6 Queen Wendell (Range) No. Dighton Co-operative Stove Co. 70-18, 80-18, 80-20, Pl., Da. & Tri.
- 6 Quick (Range) Dighton Furnace Co. 6-16, 7-16, 7-18, 8-18, Pl.
- 6 Quick (Laundry) Buckwalter Stove Co. 7, 78, 87, 8, Pl.
- 6 Quick Meal (Steel Range) Ringen Stove Co. 398-18, 398-20, Dx.
- 6 Quincy (Range) Dighton Furnace Co. 7-18, 8-18, 8-20, Pl. & Dx. When ordering brick tell style of grate.
- 6 Quincy (Range) H. E. Walker & Co. 7, 80, 8, Pl.
- 6 Quinn's Best (Range) Plymouth Stove Foundry Co. 7-18, 8-18, 8-20, Pl., Magic, Tri. & D. C. When ordering brick tell style of grate. Give length of plain grate shank.
- 6 Quoddy Grand (Range) Portland Stove Foundry Co. 8-20, 9-20, Pl., Da., Tri. & D. C. When ordering brick tell style of grate.
- Radiant (Globe) Plymouth Stove Foundry Co. 9, 10, 12, 14, Pl. Is grate supported by a bar or not?
- Radiant Oak (Oak) New York Hollowware Co. 11, 13, 15, D. C.
- Radiona (Parlor Furnace) Rock Island Stove Co. 2-6, D. C. 2-4, Dx.
- Radium Oak (Oak) Ohio Stove Co. 21, 23, 25, 27, 29, D. C.
- 4 Radix (Range) Sill Stove Works. End linings are iron. Iron ends not sent on an order for linings unless specially ordered. G-581, G-591, G-582, G-592, G-671, G-681, G-682, G-692, Da.
- Railway Champion (Cannon) Magee Furnace Co. 16, 18, 20, 22, D. C.
- Railway King (Cannon) Walker & Pratt Mfg. Co. 10, 12, 14, 16, Pl.



Grate Bed Grate Follower

- 6 Record (Range) S. M. Howes Co. 7, 80, 8, Pl.
- Record (Parlor) Taunton Iron Works. 12, 14*, Pl.
- Red Cable (Globe) E. B. Colby & Co. 7, 8, 9, 10, 11, 12, Pl.
- Red Cloud (Globe) Union Stove Works. Legs — Bolted or not? 9, 10, 11, 12, Pl. 14, 16, Pl. & D. C. 18, D. C. 20, Tri. Nos. 14 & 16 — Has fire pot an anti clinker opening?
- Red Cloud D (Globe) Union Stove Works. 13, 14, 16, 18, D. C.
- Red Johnny (Globe) Spring City Stove Works. 7, 8, 9, 10, 11, 12, Pl.
- 6 Red Oak (Range) Eagle Stove Foundry Co. 7-18, 8-18, 8-20, Pl. & Tri.
- Redwood (Air Tight) S. M. Howes Co. & Keeley Stove Co. 20, 22, 25.
- 6 Redwood (Range) Spicer & Peckham. 7, 80, 88, 8, Pl., Tri. & Dx.
- 6 Redwood B (Range) Barstow Stove Co. 70-18A, 80-18A, 80-20A, 90-20A, Pl., Da. & Tri.
- 6 Reed's Regal (Range) Pilgrim Foundry Co. Give date on shank plate. 7-18, 8-18, 8-20, Pl., Magic & Da.
- 6 Reed's Royal (Range) Somersworth Foundry Co. Give full number of range. 7-18, 8-18, 8, 7-18-03, 8-18-03, 828-03, Pl., Magic, Da. & Tri. Are nickel rails bolted or loose?
- 6 Reeds Royal A (Range) Leonard & Baker Stove Co. 7-18, 8-18, 8-20, Pl., Da. & Tri.
- 6 Reeds Royal B (Range) Leonard & Baker Stove Co. 7-18, 8-18, 8-20, 9-20, Pl., Da. & Tri.
- 6 Reeds Royal C (Range) Leonard & Baker Stove Co. 108-20, 109-20, Pl., Da. & Tri.
- 6 Reeds Royal E (Range) Leonard & Baker Stove Co. 7-18, 8-18, 8-20, Pl., Da. & Tri.
- Regal (Globe) Plymouth Foundry Co. 9, 10, 12, 14, Pl.
- Regal (Parlor) Barstow Stove Co. 100, 102, 120, 122, 140, 142, D. C.
- Regal (Parlor) Richmond Stove Co. & H. N. Clark Co. 9, 10, 11, 12, 14, 16, 18, 20, Pl.
- Regal (Parlor) Pilgrim Foundry Co. 9, 10, 12, D. C.
- Regal Oak (Oak) No. Dighton Co-op. Stove. Co. 13, 14, 15, 16, 17, 18, D. C.
- 4 Regal Acorn (Range) Rathbone, Sard & Co. 6286, 6386, 6396, Dx. End linings are iron. Iron ends not sent on an order for linings unless specially ordered.
- 6 Regal Atlantic (Range) Portland Stove Foundry Co. 8-20, Pl., Da. & Tri.
- 6 Regal Bay State (Range) Barstow Stove Co. 7, 8-18, 8, Pl., Da. & Tri.
- 6 Regal Cable (Range) E. B. Colby & Co. 7-16, 8-16, 7-18, 8-18, Pl. 7-26, 8-26, 7-28, 8-28, Dx.
- 6 Regal Harvard (Range) Somersworth Foundry Co. 8-22, Pl. & Tri. Tri Grate — Is only one or are both bars shaker bars?
- 6 Regal Hub (Range) Smith & Anthony S. Co. Give date—1890, 1893, 1896, or 1897. 6-18, 70-18, Pl. & Rx. 9*, 22*, Pl., Rx. & Tri. 7-18, 8-18, 8-20, 9-20, 7-18B, 8-18B, 8-20B, 9-20B, Pl., Rx., Tri. & Dx.
- 6 Regal Hub Ebony Finish (Range) Smith & Anthony Co. 187, 208, Pl., Rx., Tri. & Dx.
- 5 Regal Keystone (Range) Keystone Stove Foundry. 7-20, 8-20, 9-20, 8-22, 9-22, Pl., Tri. & Dx. Right end lining is iron. Iron end not sent on an order for linings unless specially ordered.
- 6 Regal Standard (Range) Somersworth Foundry Co. 8-22, Pl. & Tri. Tri. Grate — Is only one or are both bars shaker bars?
- 4 Regal Stewart (Range) Fuller & Warren Co. End linings are iron. 7-18, 8-18, 8-20, 9-20, 71-18, 81-18, 81-20, 91-20, Da. & Tri.
- Regal Stewart (Square Parlor) Fuller & Warren Co. 84, 86, Duplex.
- Regent (Parlor) S. M. Howes Co. 10, 12, 14*, D. C.
- 4 Regent Novelty (Range) A. Cox Stove Co. End linings are iron. Iron ends not sent on an order for linings unless specially ordered. "D" — 86-18, 96-18, 86-20, 96-20, Pl. & Dx. "E" — 76-14, 86-14, 76-16, 86-16, 86-18, 96-18, 86-20, 96-20, Pl. & Dx.
- 6 Remy's Grand (Range) Co-op. Foundry Co. 7-18, 8-18, 8-20, Pl. & Tri. When ordering brick tell style of grate. Has elbow waterfront only. End linings to fit waterfront are iron.
- 5 Republic (Range) Rathbone, Sard & Co. 5170, 5280, 5171, 5281, 6170, 6280, Pl. & Dx. Right end lining is iron. Iron end not sent on an order for linings unless specially ordered.
- Republic (Coal & Gas Range) Magee Furnace Co., Inc. 881, Pl., Da. & Tri. Right end lining is iron. Iron end not sent on an order for linings unless specially ordered.
- 4 Revere (Range) O. G. Thomas. 7-18, 8-18, Pl. Front lining is iron.
- Revere (Range) S. M. Howes Co. 7, 8, Pl.
- Revere (Parlor) Union Furnace Co. 1, 2, 3, Pl.
- Revere (Parlor) Magee Furnace Co. 10, 12*, 142*, 110, 112*, 1142*, D. C.
- Revere Acorn (Parlor) Rathbone, Sard & Co. 130, 150, 170, 132, 152, 172, 133, 153, 173, D. C.
- Rex (Parlor) Somersworth Foundry Co. 1, 2, 4, 5, 6, 9, 10, 11, 12, 14, 16, D. C.
- Rex (Parlor) E. Munsell & Co. 8, 9, 10, Pl.
- 5 Rex (Range) Roberts, Winner & Co. 7, 8, Pl. 27, 28, Dx. Right end lining is iron. Iron end not sent on an order for linings unless specially ordered.
- 6 Rex Hub (Range) Smith & Anthony Co. 187X, 188X, 208X, 209X, Pl., Rx., Da. & Tri.
- 6 Rex Hub Ebony Finish (Range) Smith & Anthony Co. 187X, 188X, 208X, 209X, Pl., Da. & Tri. 1870, 1880, 2080, 2090, Pl., Da. & Tri.
- 6 Rialto (Range) M. A. Dary. 7-18, 8-18, 8-20, Pl.
- Rialto (Parlor) Walker & Pratt Mfg. Co. 2, 3, Pl.
- Richardson (Laundry) Richardson & Boynton Co. 40, Tri.

RICHMOND RANGES. Barstow Stove Co.

We are the Boston Branch of the Barstow Stove Co. and carry a large stock of repairs for their goods.

- 6 Richmond (Range) Barstow Stove Co. Give correct number of range. 0B, 1B, 2B, Pl., Rx., Da. & Tri. 72-09, 218-09, 82-09, Pl., Da. & Tri.
- 370, 378, 380, Pl., Da., Tri. & Dx. 7-10, 18-10, 8-10, Pl., Da. & Tri.
- 381, 382, Pl. & Tri. 72-10, 218-10, 82-10, Pl., Da. & Tri.
- 587, 687, Pl. & Tri. 73-10, 318-10, 83-10, Pl., Da. & Tri.
- 70-18A, 80-18A, 80-20A, 90-20A, Pl., Da. & Tri. 74-10, 418-10, 84-10, Pl., Da. & Tri.
- Da & Tri. 75-10, 518-10, 85-10, Pl., Da. & Tri.
- 700-18, 800-18, 800-20, Pl. & Tri. 72-12, 218-12, 82-12, Pl., Da. & Tri.
- 7-05, 18-05, 8-05, Pl., Da. & Tri. 73-12, 518-12, 85-12, Pl., Da. & Tri.
- 7-09*, 18-09*, Pl., Rx. & Tri. 83-15*, 8-19, 86-19, Pl., Da. & Tri.
- See Ivy Richmond & Trophy Richmond Ranges.

STOVE AND RANGE REPAIRS

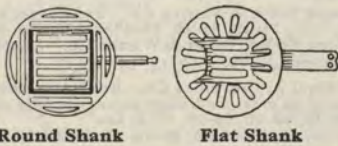
RICHMOND RANGES.

Richmond Stove Co.

We are the successors to this foundry and own the patterns which are still in existence.

- Richmond (Range) Richmond Stove Co. 7, 80, 8, Pl. Give date, 1869, 1874, 1875, or 1877.
- 6 Richmond (Range) Richmond Stove Co.
 - 1, 2, 3, Tri. 118, 120, 122, Tri.
 - 0A, 1A, 2A, 3A, Pl. & Tri. 133, 134, 144, 145, Pl. & Tri.
 - A4, B4, C4, D4, Pl. & Tri. 170, 180, 280, Pl. & Tri.
 - 17, 18, 28, 29, Pl. & Tri. 173, 183, 184, 194, Tri.
 - 33, 34, 44, 45, Pl. & Tri. 18-7, 18-8, 20-8, 20-9, Pl. & Tri.
 - 37, 38, 48, 49, Pl. 187, 188, 208, 209, Pl. & Tri.
 - 57, 58, 68, 69, Pl. & Tri. 218, 220, 222, Tri.
 - 71, 81, 82, 92, Pl. & Tri. 281B, 282B, Pl. & Tri.
 - 71A, 81A, 82A, 92A, Pl. & Tri. 381, 382, Pl. & Tri.
 - 71B, 81B, 82B, 92B, Pl. & Tri. 7-20, 8-20, 8-22, 9-22, Tri.
 - 73, 83, 84, 94, Tri. 7-18-6, 8-18-6, 80-2-6, 90-2-6, Pl. & Tri.
- 6 Richmond (Range) O. G. Thomas. 7-18, 8-18, 8-20, Pl.
- 6 Richmond (Double Oven Range) Richmond Stove Co. 309*², Tri.
- Richmond (Air Tight) Barstow Stove Co. 16, 18, 20, 22.
- Richmond (Parlor) Barstow Stove Co. 109, 109A, 129, 129A, 149, 149A, D. C.
- Richmond (Parlor) Richmond Stove Co. 30, 40, 50, 60, 130, 140, 150, 111, 113, 115, 112, 114, 116, 212, 214, 216, 213, 215, 217, 312, 314, 316, D. C.
- Richmond (Oval Parlor) Richmond Stove Co. 3, 4, 5, 6, D. C.
- Richmond (Open Grate) Richmond Stove Co. 112, 114, 116, Pl.
- Richmond Oak (Oak) Richmond Stove Co. 14, 16, 18, 20, Tri. & D. C.
- 6 Richmond Cottage (Range) Richmond Stove Co. 7, 80, 8, 90, 77, 78, 88, 89, Pl. & Dx.
- 6 Richmond Jr. (Range) Barstow Stove Co. 708, 407, 507, Pl.
- 6 Richmond Multiple (Coal & Gas Range) Barstow Stove Co. A19, B19, A20, B20, D20, Multiple Grate.
- 6 Richmond's Double Oven Palace Range. Richmond Stove Co. 8*², 9*⁴, Pl.
- 6 Richmond's Single Oven Palace Range. Richmond Stove Co. 8*², 9*⁴, Pl.
- 6 Ridgefield (Range) Barstow Stove Co. 7-18, 8-18, Pl. Ringold Oak. See Oak Ringold.
- 6 Rio Grande (Range) Taunton Iron Works. 7-18, 8-18, 8-20, 9-20, 9-24*², 10-24*², Pl., Tri. & Swanton.
- Rival (Parlor) O. G. Thomas. 8, 9, Pl. 10, 12*², 14*² D. C.
- Rival (Parlor) S. M. Howes Co. 8, 9, 10, 11, 12, 14, D. C.
- Rival (Wood Box Stone) S. M. Howes Co. 18, 20, 22, 25, 28, 30, 34, 36, 42.
- Rival (Wood Cabinet) Somersworth Machine Co. 1, 2.
- Rival Oak (Oak) H. N. Clark Co. 11, 13, 15, 17, D. C.
- Rival Oak (Oak) O. G. Thomas. 12, 14, D. C.

Is grate shank round or flat? See cut.



Round Shank

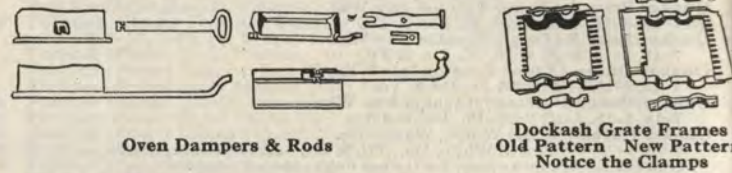
Flat Shank

- 6 Rival 1907 (Range) Plymouth Foundry Co. & H. N. Clark Co. 7-16, 8-16, Pl. & Da. 7-18, 8-18, 8-20, Pl., Magic, Da. & Tri. When ordering brick tell style of grate. See New Rival Ranges.
- Rival Crescent (Parlor) H. N. Clark Co. 10, 12, 14, D. C.
- 6 Rival Crescent (Range) H. N. Clark Co. 7-16, 8-16, Pl. & Da. 7-18, 8-18, 8-20, Pl., Magic, Da. & Tri. When ordering brick tell style of grate.
- 6 Rival Crescent (Range) O. G. Thomas & H. N. Clark Co. 7-18, 8-18, 8-20, Pl., Da. & Tri. When ordering brick tell style of grate.
- 6 Rival Crescent F (Range) H. N. Clark Co. 8-18, 8-20, Pl. & Da.
- 6 Rival Crescent G (Range) H. N. Clark Co. 7-18, 8-18, 8-20, Pl., Magic, Da. & Tri. When ordering brick tell style of grate.
- 6 Rival Fireside (Range) O. G. Thomas. 7-18, 8-18, 8-20, Pl., Da. & Tri. When ordering brick tell style of grate.
- 6 Rival Herald (Range) O. G. Thomas. 7-18, 8-18, 8-20, Pl., Tri., Da. & D. C. When ordering brick tell style of grate.
- Rival Highland (Parlor) Highland Foundry Co. 1, 2, D. C.
- 4 Rival Household (Range) White, Warner Co. End linings are iron. 07-14, 07-16, 08-16, Pl. 07-18, 08-18, Pl. & Tri.
- 6 Rival Hub (Range) Smith & Anthony S. Co. 7-18, 8-18, 8-20, 9-20, Pl. & Tri.
- 4 Rival Lion (Range) White, Warner Co. 07-14, 07-16, 08-16, Pl. 07-18, 08-18, Pl. & Tri. End linings are iron. Iron ends not sent on an order for linings unless specially ordered.
- Rival New Era (Range) Yeager, Hunter Stove Co. Is right end lining iron or brick? 7-16, 8-16, 7-18, 8-18, Pl. 7-26, 8-26, 7-28, 78-28, Dx.
- Rival Standard (Parlor) Somersworth Foundry Co. 9, 10, 12, D. C.
- 6 Rival Standard (Range) Somersworth Foundry Co. Give full name that appears on top of range. 7-18, 8-18, 8, Pl., Magic, Da. & Tri. 7-18-03, 8-18-03, 828-03, Pl., Magic, Da. & Tri. 7-18-4, 828-4, Pl., Magic, Da. & Tri. 7-18-0, 8-18-0, 828-0, Pl., Magic, Da. & Tri. 7-18, 828, Pl., Magic, Da. & Tri. 72, 81, 82, 72 HF, 82 HF, Pl., Magic, Da. & Tri. Has range a Handy Feed. See cut. Are nickel rails bolted or removable? Oven Dampers & Rods—State style wanted. See cuts at top of page. Dockash or Tri. Beds—State style wanted. See cuts at top of page. Da. & Tri. Grate—Is only one or are both bars shaker bars?
- Rival Stewart (Square Parlor) Fuller & Warren Co. 39, 49, 59, 69, Dx.
- 6 Riverside (Range) No. Dighton Co-operative Stove Co. 7-18, 8-18, 8-20, Pl., Tri., Dx. & D. C. When ordering brick tell style of grate.
- Riverside (Parlor) No. Dighton Co-op. Stove Co. 12, 14, D. C.
- Riverside Radiona (Parlor Furnace) Rock Island Stove Co. 2-6, D. C. 2-4, Dx.



Handy Feed

REPAIR PARTS FOR RIVAL STANDARD RANGE



Oven Dampers & Rods

Dockash Grate Frames Old Pattern New Pattern Notice the Clamps

- 6 Robinson's Best (Range) O. G. Thomas. 7-18, 8-18, 8-20, Pl.
- 6 Robinson's Gem (Range) Taunton Iron Works. 7-18, 8-18, 8-20, 9-20, Pl., Da. & Tri.
- 6 Robinson's Home (Range) Taunton Iron Works. 7-18, 8-18, 8-20, 9-20, Pl., Da. & Tri.
- 6 Robinson's Model (Range) Taunton Iron Wks. 7-18, 8-18, 8-20, 9-20, Pl., Da. & Tri.
- Rochester (Parlor) Smith & Anthony Stove Co. 13, 15, 17, D. C.
- Rochester (Parlor) T. Gaffney & Co. 13, 15, 17, D. C.
- Rochester (Parlor) White, Warner Co. 12, 14, D. C.
- 6 Rock Bottom (Range) Taunton Iron Wks.² 7-18, 8-18, 7-20, 8-20, 9-20, 9-24*², Pl.
- Rockford (Parlor) Leonard Co-op. Foundry Co. 10, 12, 16, Pl. See New Rockford Parlor.

ROCKFORD RANGES.

Leonard Co-op. Foundry Co. New England Stove Co.

- See Golden Rockford, Modern Rockford, and New Rockford Ranges.
- 6 Rockford (Range) Leonard Co-op. Foundry Co. 7-18, 8-18, 8-20, Pl.
- 6 Rockford B (Range) Leonard Co-op. Foundry Co. 7-18, 8-18, 8-20, Pl.
- 6 Rockford Grand (Range) New England Stove Co. 7-18, 8-18, 8-20, Pl., Tri. & D. C. When ordering brick tell style of grate.
- 6 Rockford Grand (Parlor) New England Stove Co. 10, 12, D. C.
- 6 Rockford Pride (Range) New England Stove Co. 7-18, 8-18, 8-20, Pl. & Tr.
- 6 Rockford Queen (Range) New England Stove Co. 7-18, 8-18, 8-20, Pl., Tri., Dx. & D. C. When ordering brick tell style of grate.
- 6 Rockford Star (Range) New England Stove Co. 7-18, 8-18, 8-20, 7-18-96, 8-18-96, 8-20-96, Pl., Tri. & D. C. When ordering brick tell style of grate. Is oven damper rod in one or two pieces?
- 6 Rockingham (Range) Somersworth Machine Co. 7-18, 8-18, 8-20, 9-20, Pl. & Tri. When ordering brick tell style of grate?
- 6 Rockland (Range) O. G. Thomas. 7-18, 8-18, 8-20, Pl.
- 6 Rockland (Parlor) O. G. Thomas. 10, 12, Pl. & D. C. See New Rockland Parlor.
- 6 Rockwood (Range) Dighton Furnace Co. 7-18, 8-18, 8-20, Pl. & Dx. When ordering brick tel style of grate.
- 6 Rodday (Range) O. G. Thomas. 7, Pl. Has range 5 or 6 holes?
- 6 Rodday Best (Range) O. G. Thomas. When ordering brick tell style of grate. 7-18 8-18, 8-20, 9-20, Pl., Tri., Dx. & D. C.
- 6 Rodman (Range) O. G. Thomas. 7-18, 8-18, 8-20, Pl.
- 5 Roman Apollo (Range) Buckwalter Stove Co. Right end lining is iron. Iron end not sent on an order for linings unless specially ordered. 407, 478, 408, 489, 507, 578, 508, 589, Dx. Is range blached or enameled?
- Romeo (Parlor) Buckwalter Stove Co. 10, 11, 12, 14, 16, 20, 22, 24, 28, D. C.
- Rose (Parlor) O. G. Thomas. 8, 9, 10, 12, 14, D. C.

ROSELAND RANGES.

Roseland Stove Co. Leonard & Baker Stove Co.

- 6 Roseland C (Range) Roseland Stove Co. 8-18, 8-20, Pl., Da., Tri. & Dx.
- 6 Roseland City (Coal and Gas Range) Roseland Stove Co. 880, 880-2, Pl., Da., Tri. & Dx.
- 6 Roseland Grand (Range) Roseland Stove Co. 8-18, 108-20X, Pl., Da., Tri. & Dx.
- 6 Roseland Royal (Range) Roseland Stove Co. 8-18, 108-20, Pl., Da., Tri. & Dx.
- 6 Rosewood (Range) Weir Stove Co. Give date. 6 1/2, 70, 7, 80, 8, 90, Pl., Magic, Tri. & Dx. 93*², Pl. & Tri. When ordering brick tell style of grate.
- Round Oak (Oak) Estate of P. D. Beckwith. 12, 14, 16, 18, 20, 22, 24. Is coal or wood grate wanted? See cuts of coal fixtures and ash doors. See cuts of coal fixtures on opposite page.

ROUND OAK ASH DOORS



Style 1 Plain Lift

Style 2 Lift, with Stars and Rope, Open Top

Style 3 Lift, with Stars and Rope, Rib on Top

Style 4 Lift, with Rope, Rib on Top and Flange on Bottom

Style 5 Swing, with Rope and Smooth Bottom

Style 6 Swing, with Rope and Beaded Bottom

Style A Swing, 1895-1897, inclusive

Style B Swing, B, C, or D Series, 1898-1904 inclusive

Style E Swing, 1905-1916, inclusive

Style 03 1917 and later

STOVE AND RANGE REPAIRS

COAL FIXTURES FOR ROUND OAK STOVE



Coal fixtures used in sizes 12 to 22 inclusive, consisting of Grate, Grate Rest, Fire Bowl, and Fire Bowl Extension.

The above cut shows the B series Coal Fixtures with hot-blast openings, used in 1898 and later years.

The A series has bowl extension without hot-blast openings.

Round Oak (Steel Range) Est. P. D. Beckwith. 8-18, 8-20, 9-20, 8-22, 9-22, Dx. Linings are cast iron. No brick linings made. In ordering linings, tell how many arrow heads appear on same. See cuts.

BACK LININGS FOR No. 8-18 ROUND OAK STEEL RANGE



BACK LININGS FOR Nos. 8-20, 9-20, 8-22 & 9-22 ROUND OAK STEEL RANGES



Round Oak Chief (Steel Range) Est. P. D. Beckwith and Beckwith Co. 7-16, 8-16, 8-18, 9-18, 8-20, 9-20, Dx. Give letter appearing on range. Linings are cast iron. No brick linings made for this range.

Rover (Globe) Union Stove Works. 3, 4, 5, 30, 40, 50, Pl.

Rowe's Beauty (Range) Somerset Co-op. Foundry Co. 7-18, 8-18, 8-20, Pl. & Tri. When ordering brick tell style of grate. Has elbow waterfront only. End linings to fit waterfront are iron.

Roxbury (Range) Warren Foundry Co. 7-18, 8-20, Pl. & Tri. When ordering brick tell style of grate.

Roxbury 1915 (Range) Roxbury Iron & Brass Co. 7-18, 8-18, Pl. End linings are iron. Front lining is made both in iron and brick—state which is wanted.

Royal (Globe) Topton Foundry Co. 8, 9, 10, 11, 12, Pl.

Royal (Parlor) Barstow Stove Co. 100, 102, 120, 122, 140, 142, D. C.

Royal (Parlor) Richmond Stove Co. 9, 10, 11, 12, 14, 16, 18, 20, Pl.

Royal (Parlor) Plymouth Foundry Co. 2, 3, 4*, Pl. Is grate supported by bar or bed? See cuts.



Old Pattern New Pattern

See New Royal, Art Royal & Prize Royal Parlors.

Royal B (Parlor) Plymouth Foundry Co. 2, 3, 4*, Pl.

Royal Oak (Oak) Magee Furnace Co. 114, 116, 118, Tri.

Royal Oak (Oak) S. M. Howes Co. & Fox Furnace Co. 11, 13, 15, 17, 19, D. C.

Royal Oak (Oak) Somersworth Foundry Co. 11, 13, 15, 17, 19, D. C.

Royal Oak (Oak) Cleveland Co-op. Stove Co. 14, 16, 18, D. C.

ROYAL RANGES. Plymouth Foundry Co. Give full name of range as follows:

Art Royal	Home Royal	New Royal Grand	Prize Royal
Crown Royal	New Royal	Peerless Royal	etc.

Ranges are listed under their first names.

4 Royal (Range) Plymouth Iron Foundry Co. 7, 8, Pl. 70, 80, Pl. Front lining is iron. Has it a Mica Door? Has it a Broiler Door?

6 Royal 1907 (Range) Plymouth Foundry Co. 7-16, 8-16, Pl. & Da.

7-18, 8-18, 8-20, Pl., Magic, Da. & Tri. When ordering brick tell style of grate.

5 Royal (Range) H. N. Clark Co. 7, 8, Pl. 27, 28, Dx. Right end lining is iron. Iron end not sent on an order for linings unless specially ordered.

Clinkerless Coal Fixtures used in the No. 24 only, consisting of Grate, Grate Rest, Fire Bowl and Extension is not made for No. 24 Stove.

5 Royal (Range) Dighton Furnace Co. 7, 8, Pl. Right end lining is iron. Iron end not sent on an order for linings unless specially ordered.

5 Royal Apollo (Range) Buckwalter Stove Co. 87, 8, 98, 9, 187, 108, 198, 109, 287, 208, 298, 209, Dx. Right end lining is iron. Iron end not sent on an order for linings unless specially ordered.

6 Royal Atlantic (Range) Portland Stove Foundry Co. 8-20, 9-20, Pl. & Tri. When ordering brick tell style of grate. Is shank of plain grate cast to grate or separate?

6 Royal Atlantic B (Range) Portland Stove Foundry Co. 7-20, 8-20, 9-20, Pl. & Tri. When ordering brick tell style of grate.

6 Royal Banquet (Range) Portland Stove Foundry Co. 8-20, Pl., Da. & Tri.

6 Royal Bay State (Range) Barstow Stove Co. 7, 8-18, 8, 9-20, 70, 80-18, 80, 90-20, Pl. & Dx. When ordering brick tell style of grate.

4 Royal Bengal (Range) Floyd-Wells Co. End linings are iron. Iron ends not sent on an order for linings unless specially ordered.

6818, 4918, 6820, 6920, Da. 8018, 9018, 8020, 9020, Tri. 8618, 9418, 8620, 9620, Dx.

6 Royal Bristol (Range) Royal Bristol Co. 108, 8-20, Pl., Da. & Tri.

5 Royal Cable (Range) E. B. Colby & Co. 7-20, 8-20, 9-20, 8-22, 9-22, Pl., Tri. & Dx. Right end lining is iron. Iron end not sent on an order for linings unless specially ordered.

6 Royal Century (Range) Century Stove Co. 7-18, 8-18, 8-20, Pl., Magic, Tri. & D. C. When ordering brick tell style of grate.

6 Royal Clarion (Range) Wood, Bishop & Co. 7, 80, 8, Pl. & Da.

6 Royal Clarion (Parlor) Wood, Bishop & Co. 1, 2, 3, 4, D. C. 10, 12, 14, 16*, Pl. 30, 40, D. C.

6 Royal Crescent (Range) O. G. Thomas & H. N. Clark Co. Give date. 1890 — 7-18, 8-18, 8-20, 9-20, Pl., Tri., Dx. & D. C. When ordering brick tell style of grate.

1898 — 7-18, 8-18, 8-20, 9-20, Pl. & Tri.

1901, 1905 & 1912 — 7-18, 8-18, 8-20, 9-20, Pl., Tri. & Da. Da. & Tri. Grate — Is only one bar or are both bars shakers bars?

6 Royal Crescent (Range) H. N. Clark Co. & No. Dighton Co-operative Stove Co. 7-18, 8-18, 8-20, 9-20, Pl. & Tri.

6 Royal Elk (Range) Smith & Anthony Co. 7-18, 8-18, 8-20, Pl. & Da. 187, 188, 208, Pl., Da. & Tri.

Royal Falmouth (Parlor) Auburn Stove Foundry Co. 12, 14, D. C. & Rotary.

6 Royal Falmouth (Range) Biddeford Stove Foundry Co. 7, 8, Pl.

6 Royal Falmouth B (Range) Auburn Stove Fdy. Co. & Biddeford Stove Fdy. Co. 7-18, 8-20, 9-20, Pl. & Walter.

6 Royal Falmouth C (Range) Auburn Stove Foundry Co. 7-20, 8-20, Pl. & Walter. Does front clamp go through center or over top of front brick?

6 Royal Fireside (Range) O. G. Thomas. Give date. 1898 — 7-18, 8-18, 8-20, 9-20, Pl. & Tri.

1901, 1905 & 1912 — 7-18, 8-18, 8-20, 9-20, Pl., Tri. & Da. Da. & Tri. Grate — Is only one or are both bars shaker bars?

6 Royal Gem (Range) Smith & Anthony S. Co. 7-18, 8-18, 8-20, 9-20, Pl., Rx., Tri. & Dual.

Royal Grand (Square Parlor) Plymouth Stove Foundry Co. 12, 14, D. C.

ROYAL GRAND RANGES. Plymouth Stove Foundry Co.

If the letter A, B, C, D, E, F or H appears on name plate, be sure to so state.

6 Royal Grand (Range) Plymouth Stove Foundry Co. 7-18, 8-18, 8-20, 9-20, Pl., Magic, & Tri. When ordering brick tell style of grate. See New Royal Grand Range.

6 Royal Grand A (Range) Plymouth Stove Foundry Co. 7-18, 8-18, 8-20, Pl., Magic & Tri. When ordering brick tell style of grate.

6 Royal Grand B (Range) Plymouth Stove Foundry Co. 7-18, 8-18, 8-20, 9-20, Pl., Magic & Tri. When ordering brick tell style of grate.

6 Royal Grand C (Range) Plymouth Stove Foundry Co. 7-18, 8-18, 8-20, Pl., Magic & Tri. When ordering brick tell style of grate.

6 Royal Grand D (Range) Plymouth Stove Foundry Co. 7-18, 8-18, 8-20, Pl., Magic & Tri. When ordering brick tell style of grate.

6 Royal Grand E (Range) Plymouth Stove Foundry Co. 7-16, 8-16, Pl. 7-18, 8-18, 8-20, Pl., Magic, Da. & Tri. When ordering brick tell style of grate.

6 Royal Grand F (Range) Plymouth Stove Foundry Co. 7-18, 8-18, 8-20, Pl., Magic, Da. & Tri. When ordering brick tell style of grate.

6 Royal Grand H (Range) Plymouth Stove Foundry Co. 7-16, 8-16, Pl. 7-18, 8-18, 7-20, 8-20, Pl., Magic, Da. & Tri. When ordering brick tell style of grate.

6 Royal Harvard (Range) Somersworth Foundry Co. 8-20, 9-20, 8-21, 9-21, 8-22, 600, Pl., Magic, Da. & Tri. Da. & Tri. Grate — Is only one or are both bars shaker bars?

STOVE AND RANGE REPAIRS

- 6 **Royal Herald (Range)** O. G. Thomas. *Give date.*
1890 — 7-18, 8-18, 8-20, 9-20, Pl., Tri., Dx. & D. C.
When ordering brick tell style of grate.
1898 — 7-18, 8-18, 8-20, 9-20, Pl. & Tri.
1901, 1905 & 1912 — 7-18, 8-18, 8-20, 9-20, Pl., Da. & Tri.
Da. & Tri. Grate — Is only one or are both bars shaker bars?
- 6 **Royal Home (Range)** Somersworth Foundry Co.
7-18-03, 8-18-03, 828-03, Pl., Magic, Da. & Tri.
- 6 **Royal Hub (Range)** Smith & Anthony Co.
Give date on shank plate. 1891, 1893, 1896, 1897, or 1899.
1891 & 1893 — 7-18, 8-18, 8-20, 9-20, Pl., Rx., Tri., Dx. & Dual.
1896, 1897 & 1899 — 7-18, 8-18, 8-20, 9-20, Pl., Rx., Tri. & Dx.
- 6 **Royal Hub B (Range)** Smith & Anthony Co.
7-18B, 8-18B, 8-20B, 9-20B, Pl., Rx., Tri. & Dx.
- 6 **Royal Jack (Globe)** Cleveland Co-op. Stove Co. 3, 4, 5, 6, 7, 8, Pl.
- 6 **Royal Kohler (Range)** Wood, Bishop & Co. 7, 80, 8, Pl. & Da.
- 6 **Royal Kohler B (Range)** Wood, Bishop & Co. 7, 80, 8, Pl. & Da.
- 6 **Royal Maine (Range)** Noyes & Goddard. 8, Pl.
- 6 **Royal Model (Range)** Spicer & Peckham. 7, 80, 88, 8, Pl., Rx. & Tri.
Plain Grate — Is back shank on grate or bed?
- 6 **Royal Mohawk (Range)** Burden Bryant Co.
7-18-1, 8-18-1, 8-20-1, Pl., Da. & Tri.
- 6 **Royal Oak (Range)** Eagle Stove Foundry Co. 7, 8, Pl.
- 6 **Royal Oakland (Range)** No. Dighton Co-operative Stove Co.
7-18, 8-18, 8-20, Pl., Da. & Tri.
- 6 **Royal Puritan (Range)** Dighton Furnace Co. 7-18, 8-18, 8-20, Pl. & Tri.
- 6 **Royal Queen (Range)** Smith & Anthony Co. 7-18, 8-18, 8-20, 9-20, Pl. & Tri.
- 6 **Royal Sam (Laundry)** Manufacturers Foundry Co. 8, Pl.
- 5 **Royal Sparkle (Range)** Floyd-Wells Co. *Right end lining is iron.*
Iron end not sent on an order for linings unless specially ordered.
7-16, 8-16, 7-18, 8-18, 9-18, 8-20, Dx.
76-16, 86-16, 76-18, 86-18, 94-18, 86-20, 96-20, Dx.
- 6 **Royal Standard (Range)** Somersworth Foundry Co.
8-20, 9-20, 8-21, 9-21, 8-22, 600 Pl., Magic, Da. & Tri.
Da. & Tri. Grate — Is only one or are both bars shaker bars?
- 6 **Royal Standard (Square Parlor)** Magee Furnace Co. 2, 3*, 4*, D. C.
- 6 **Royal Sterling (Range)** Leonard Co-op. Foundry Co.
7-18, 8-18, 8-20, Pl., Tri. & Dx. *When ordering brick tell style of grate.*
- 6 **Royal Sterling (Range)** Dighton Furnace Co. 7-18, 8-18, 8-20, Pl. & Tri.
- 6 **Royal Sterling (Parlor)** Dighton Furnace Co. 20, 30, 40*, D. C.
- 4 **Royal Stewart (Range)** Fuller & Warren Co.
58-18, 59-18, 58-20, 59-20, Da., Tri. & D. C. *End linings are iron.*
Iron ends not sent on an order for linings unless specially ordered.
- 6 **Royal Stewart (Oak)** Fuller & Warren Co. 130, 150, 170, 190, 151, 171, 191, Tri
- 5 **Royal Success (Range)** Floyd-Wells Co. *Right end lining is iron.*
Iron end not sent on an order for linings unless specially ordered.
7-16, 8-16, 7-18, 8-18, 8-20, 9-20, Dx.
76-16, 86-16, 76-18, 86-18, 94-18, 86-20, 96-20, Dx.
- 6 **Royal Sunburst (Range)** O. G. Thomas.
7-18, 8-18, 8-20, 9-20, Pl., Tri., Dx. & D. C.
When ordering brick tell style of grate.
- 6 **Royal Union (Range)** Smith & Anthony Co. 7-18, 8-20, Pl., Non. & Tri.
- 6 **Royal Waverly (Range)** New England Stove Co.
7-18, 8-18, 8-20, Pl., Tri. & D. C. *When ordering brick tell style of grate.*
- 6 **Royal Wendell (Range)** No. Dighton Co-op. S. Co. 7-18, 8-18, 8-20, Pl., Da. & Tri.
- 6 **Royal Wendell Oak (Oak)** F. E. Grinnell. 1, 2, 3, 4, 5, D. C.
- 6 **Royal Wincroft (Range)** Wincroft Stove Wks.
Oven door marked WINCROFT. Fire end jamb marked ROYAL WINCROFT.
8-18A, 8-20A, 9-20A, 8-18B, 8-20B, 9-20B, Da.
2881, 2821, 2921, Da. 2883, 2823, 2923, Dx.
- 6 **Royal Winthrop (Range)** Dighton Furnace Co. 7-18, 8-18, 8-20, Pl. & Tri.
- 6 **Royal Winthrop (Parlor)** Dighton Furnace Co. 8, 10, 12*, 20, 30, 40*, D. C.
- 6 **Royal Woodlawn (Range)** M. A. Dary.
7-18, 8-18, 8-20, Pl. & Tri. *When ordering brick tell style of grate.*
- 6 **Ruby (Parlor)** S. M. Howes. 10, 11, 12, 14, D. C.
- 6 **Ruby (Parlor)** Abendroth Bros. 8, 9, 10, 11, 12, D. C.
- 6 **Ruby (Parlor)** W. M. Crane Co. 8, 9, 10, 11, 12, 14, 80, 90, 100, 110, 120, 140, D. C.
- 6 **Ruby Oak (Oak)** H. N. Clark Co. & Bellaire Stove Co. 11, 13, 15, 17, 19, D. C.
- 6 **Ruby Beaver (Oak)** Dansville Stove & Mfg. Co. 10, 12, D. C.
- 6 **Ruby Cable (Range)** E. B. Colby & Co.
7-16, 8-16, 7-18, 8-18, Pl. 7-26, 8-26, 7-28, 8-28, Dx.
- 6 **Ruby Crescent (Range)** O. G. Thomas & H. N. Clark Co.
7-18, 8-18, 8-20, Pl., Da. & Tri. *When ordering brick tell style of grate.*
- 6 **Ruby Crescent (Parlor)** O. G. Thomas & H. N. Clark Co. 12, 14*, 112, 114*, D. C.
- 6 **Ruby Fireside (Range)** O. G. Thomas.
7-18, 8-18, 8-20, Pl. & Tri. *When ordering brick tell style of grate.*
- 6 **Ruby Fireside (Parlor)** O. G. Thomas. 12, 14*, 112, 114*, D. C.
- 6 **Ruby Gem (Range)** Richardson & Boynton Co.
7-18-1, 8-18-1, 8-20-1, Pl., Da. & Tri.
- 6 **Ruby Glenwood (Parlor)** Weir Stove Co. 10, 12, 14, D. C.
- 6 **Ruby Grand (Range)** Richardson & Boynton Co. 108-20-1, 208-20, Pl., Da. & Tri
- 6 **Ruby Herald (Range)** O. G. Thomas.
7-18, 8-18, 8-20, Pl., Tri. & Da. *When ordering brick tell style of grate.*
- 6 **Ruby Herald (Parlor)** O. G. Thomas. 12, 14*, 112, 114*, D. C.
- 6 **Ruby Hub (Parlor)** Smith & Anthony Co. 13, 15, 17, D. C.
- 4 **Ruby Novelty (Range)** A. Cox Stove Co. *End linings are iron.*
Iron ends not sent on an order for linings unless specially ordered.
76-14, 86-14, 76-16, 86-16, 86-18, 96-18, 86-20, 96-20, Pl. & Dx.
- 5 **Ruby Perfect (Range)** Raymond Mfg. Co. & Wincroft Stove Works.
7-14, 7-16, 8-16, 7-18, 8-18, 8-20, 9-20, Pl. & Dx. *Right end lining is iron.*
Iron end not sent on an order for linings unless specially ordered.
- 6 **Ruby Royal (Range)** Richardson & Boynton Co.
7-18-1, 8-18-1, 8-20-1, Pl., Da. & Tri.
- 6 **Ruby Sunshine (Range)** Reading Stove Works.
7, 18, 8, 19, 7-18, 8-18, 8-20, 9-20, Pl. & Dx.
- 6 **Ruby Welcome (Parlor)** S. M. Howes Co. & O. G. Thomas. 12, 14*, D. C.
- 6 **Rugby Household (Range)** White, Warner & Co.
7-11, 8-16, 8-22, 9-22, Pl., Da., Tri. & Dx. *When ordering brick tell style of grate.*
See Household Rugby Range.
- 5 **Rustic Manor (Range)** Buckwalter Stove Co.
72-14, 72-16, 82-16, 72-18, 82-18, 82-20, Pl. & Dx. *Right end lining is iron.*
Iron end not sent on an order for linings unless specially ordered.
- 6 **Rutland (Range)** Smith & Anthony Co. *Give date.*
7-16, 8-16, 7-18, 8-18, 8-20, 9-20, Pl. & Dx.
- 6 **Sagamore (Oak)** Union Stove Works. 21, D. C.
- 6 **Salem (Range)** O. G. Thomas. 7 Pl. *Has range 5 or 6 holes?*
- 6 **Sam (Globe)** Keeley Stove Co. 8, 9, Pl.
- 6 **Sam (Globe)** Tipton Foundry Co. 6, 7, 8, 9, 10, Pl.
- 6 **Sam (Laundry)** Tipton Foundry Co. 30, 40, Pl.
- 6 **Samoset (Range)** Kingston Co-op. Foundry Co. 7-18, 8-18, 8-20, Pl.
- 6 **Sandy Bay (Range)** Eagle Stove Foundry Co. 7, 8, Pl. *Is front lining iron or brick?*
- 6 **Santiago (Range)** Pilgrim Foundry Co. 7-18, 8-18, 8-20, Pl., Magic & Da.
- 6 **Sawin (Range)** Dighton Furnace Co.
7-18, 8-18, 8-20, Pl., & Dx. *When ordering brick tell style of grate.*
- 6 **Schiller B (Range)** Leonard Co-op. Foundry Co. 7-18, 8-18, 8-20, Pl.
- 6 **Scorchor (Globe)** J. L. Mott & Co. 10, 12, 14, 17, 21, Pl.
Does shank of grate come out at back or front or side of stove?
- 6 **Scout (Parlor)** Lakeside Foundry Co. 8, 9, 10, 12, 14, D. C.
- 6 **Secure (Range)** White, Warner & Co.
7-120, 8-125, 8-130, 9-135, 7-21, 8-26, 8-31, 9-36, Pl., White, Da. & Tri.
- 6 **Select Household (Range)** White, Warner & Co.
7-18-96, 8-18-96, 8-20-96, 9-20-96, Pl., White, Da., Tri. & Dx.
7-61, 8-66, 8-71, 9-76, Pl., White, Da., Tri. & Dx.
- 6 **Select Irving (Range)** Floyd, Wells Co. 7-18, 8-18, 8-20, 9-20, Dx.
- 6 **Senate (Range)** Manufacturers Foundry Co. 7-14, 7-14A, 8-16, Pl. & Dx.
- 6 **Senate (Globe)** Southard, Robertson & Co. 9, 10, 11, 12, 14, 16, Pl.
- 6 **Senate (Globe)** Manufacturers Foundry Co. 6, 7, 8, 9, 10, Pl.
Legs — Are legs bolted to bottom or are they fitted into slot in bottom of stove?
- 6 **Senate (Laundry)** Manufacturers Foundry Co. 80, 8, Pl.
Legs — Are legs bolted to bottom or are they fitted into slot in bottom of stove?
- 6 **Senate Oak (Oak)** J. R. Wotherspoon. 10, 12, 14, 16, 18, D. C.
- 5 **Senator (Range)** Rathbone, Sard & Co. *Right end lining is iron.*
Iron end not sent on an order for linings unless specially ordered.
6, 7, 8, 77, 177, 88, 188, 8-16, 8-18, 5060, 5170, 5280, Pl. & Dx.
- 6 **Seneca Oak (Oak)** Phillips & Clark Stove Co. 112, 114, 116, D. C.
- 6 **Serene (Range)** Dighton Furnace Co. 6-16, 7-16, 7-18, 8-18, Pl.
- 4 **Service Stewart (Coal & Gas Range)** Fuller & Warren Co.
8-18, 1F8-18, 2F8-18, 3F8-18, 4F8-18, 5F-18, 6F8-18, 7F8-18, Tri.
Left end lining is iron. Is right end lining iron or brick?
Iron ends not sent on an order for linings unless specially ordered.
- 6 **748 (Range)** Weir Stove Co. 6, 7, 7½, 8, Pl. *Has range 5 or 6 holes?*
- 6 **Shaker (Range)** Taunton Iron Wks.
7-18, 8-18, 7-20, 8-20, 9-20, 9-22, Pl. & Swanton.
- 4 **Shamrock (Range)** Somersworth Machine Co. 7, 8, Pl. *Front lining is iron.*
- 4 **Sharon (Range)** Somersworth Machine Co. 7, 8, Pl. *Front lining is iron.*
- 4 **Sharon (Range)** Leonard Co-op. Foundry Co. 7, 8 Pl. *Front lining is iron.*
- 6 **Sharon (Parlor)** M. A. Dary. 2, 3, 4*, Pl. *Is grate supported by bar or bed?*
- 6 **Shawmut (Parlor)** O. G. Thomas. 10, 12, Pl.
- 6 **Shawmut Oak (Oak)** O. G. Thomas. 12, 14, 16, 18, D. C. *Is grate ball-bearing?*
- 6 **Shawmut (Range)** Magee Furnace Co. 8-20, 9-20, Da.
- 5 **Shawmut (Range)** Dighton Furnace Co.
7-16, 7-18, 8-18, Pl. *Right end lining is iron.*
Iron end not sent on an order for linings unless specially ordered.
- 6 **Shawmut (Range)** O. G. Thomas. 7-18, 8-18, 8-20, Pl.
- 6 **Shawmut C (Range)** O. G. Thomas.
7-16, 8-16, Pl. & Da. 7-18, 8-18, 8-20, 9-20, Pl., Da. & Tri.
- 6 **Shawmut Baker (Range)** Dighton Furnace Co.
7-18, 8-18, 8-20, Pl. & Dx. *When ordering brick tell style of grate.*
- 6 **Shawmut Belle (Range)** No. Dighton Co-op. Stove Co. 70-16, 80-16, Pl. & Da.
- 6 **Shawmut Grand (Range)** No. Dighton Co-op. Stove Co. 7-18, 8-18, Pl. & Tri.
- 4 **Sherman (Range)** Somersworth Machine Co. 7, 8, Pl. *Front lining is iron.*
- 6 **Shipmate (Ship Range)** Stamford Foundry Co.
2 Hole Range — 1, 2, 12, 112, Pl.
4 Hole Range — 4, 5, 14, 15, 16, 114, 115, Pl.
6 Hole Range — 7, 8*, 32, 33*, 132, 133*, 45*, Pl.
6 Hole Range (Wood only) — 22, 23, 122, 123.
Double Oven Range — 53*, 53½*, 65*, Pl.
- 6 **Shipmate (Globe)** Stamford Foundry Co. 80, 90, 100, Pl.
- 6 **Shoo Fly (2 Hole Stone)** Southard, Robertson & Co. 6, 7, 8, Pl.
- 6 **Signal (Parlor)** Southard, Robertson & Co. 8, 9, 10, 11, 12, 14, Pl.
- 6 **Signal (Range)** Somersworth Machine Co. 7, 8, Pl.
See New Signal Range.
- 5 **Signal Diamond (Range)** Fuller & Warren Co. *Right end lining is iron.*
Iron end not sent on an order for linings unless specially ordered.
73-19, 83-19, 83-20, 93-20, D. C.
77-19, 87-19, 87-20, 97-20, Da., Tri. & D. C.
When ordering brick tell style of grate.
- 5 **Signal Stewart (Range)** Fuller & Warren Co.
87-18, 97-18, 87-20, 97-20, Da., Tri. & D. C. *Right end lining is iron.*
Iron end not sent on an order for linings unless specially ordered.
When ordering brick tell style of grate.
- 6 **Silk City Queen (Range)** No. Dighton Co-op. Stove Co.
7-18, 8-18, 8-20, Pl. & Tri.
- 6 **Silver Oak (Oak)** Sheridan Stove Mfg. Co. 11, Cone. 13, 15, 17, 18, 20, D. C.
- 6 **Silver Oak (Oak)** Baker Stove Works. 12, 14, 16, 18, 18½, D. C.
- 6 **Silver Fox (Oak)** Fox Furnace Co. 411, 413, 415, 417, D. C.
- 5 **Silver King (Range)** Floyd, Wells Co. *Right end lining is iron.*
Iron end not sent on an order for linings unless specially ordered.
7-18, 8-18, Pl. & Dx. *When ordering brick tell style of grate.*
- 6 **Simmons A (Coal & Gas Range)** Simmons Hardware Co. 880, Pl., Da., Tri. & Dx.
- 6 **Simmons B (Range)** Simmons Hardware Co. 8-18, 8-20, Pl., Da., Tri. & Dx.
- 6 **Simmons C (Range)** Simmons Hardware Co. 108-20X, Pl., Da., Tri. & Dx.
- 6 **Simmons D (Range)** Simmons Hardware Co. 108-20, Pl., Da., Tri. & Dx.
- 6 **Simmons E (Range)** Simmons Hardware Co. 8-18, 8-20, Pl., Da., Tri. & Dx.
- 6 **Simmons F (Range)** Simmons Hardware Co. 8-18, 8-20, Pl., Da., Tri. & Dx.
- 6 **Simplex Crawford (Coal & Gas Range)** Walker & Pratt Mfg. Co. 8, Pl. & Da.
- 6 **Sinamakers Pride (Range)** Taunton Iron Works. 7-18, 8-18, 8-20, Pl., Tri. & Da.
- 6 **Singer's Beauty (Range)** Somerset Stove Foundry Co.
7-18, 8-18, 8-20, 7-118, 8-118, 8-202, Pl. & Tri.
When ordering brick tell style of grate.
- 6 **Sir Isaac (Range)** Taunton Iron Works. 7-18, 8-18, 8-20, Pl., Da. & Tri.
- 6 **66 (Range)** Weir Stove Co. 6, 7, 7½, 8, Pl., *Has range 5 or 6 holes?*
- 6 **Silp (Globe)** E. B. Colby & Co. 6, 7, Pl.
- 6 **Smarty (Globe)** Grand Stove Co. 60, 70, 80, 90, 100, 110, Pl.
- 4 **Smilax (Range)** D. W. Cushing. 7, 8, Pl. *Front lining is iron.*
- 6 **Smith (Range)** O. G. Thomas. 7, Pl. *Has range 5 or 6 holes?*
- 6 **Smith Bros.' Champion (Range)** No. Dighton Co-op. S. Co. 7-18, 8-18, Pl. & Tri.
- 6 **Smith Bros.' King (Range)** Pilgrim Foundry Co. *Give date on shank plate.*
7-18, 8-18, 8-20, Pl., Magic, & Da.
- 6 **Smith Bros.' Leader (Range)** Plymouth Foundry Co. 7-16, 8-16, Pl. & Da.
7-18, 8-18, 8-20, Pl., Magic, Da. & Tri. *When ordering brick tell style of grate.*
- 6 **Smith Bros.' Victor (Range)** No. Dighton Co-operative Stove Co.
7-18, 8-18, Pl., Tri. & D. C. *When ordering brick tell style of grate.*
- 6 **Smith & Anthony Co. Broilers.** Smith & Anthony Co. 15, 18, 24, 28, 30, 36.
Coal or Charcoal?

STOVE AND RANGE REPAIRS

Smith & Anthony Co. French Ranges.
Smith & Anthony Co.
3 1/2 ft., 4 ft., 5 1/2 ft., 6 ft., 7 ft., 8 ft., 9 ft.
Old Pattern has Flat Grate.
New Pattern has Revolving Grate See cut.
Give exact LENGTH of range.
No. 12, which may appear on front of range is not the size, but only designates the style.
See Hub French Ranges.

**REVOLVING GRATE
For Smith & Anthony
FRENCH RANGES**



Smooth Oak (Oak) S. M. Howes Co. & Keeley Stove Co.
A11, A13, A15, A17, A19, D. C.

- 5 **Snap (Range)** Rathbone, Sard & Co. Right end lining is iron. Iron end not sent on an order for linings unless specially ordered. 6, 7, 8, 77, 177, 88, 188, 7-16, 8-18, 5060, 5170, 5280, Pl. & Dx.
- Snap (Globe)** Floyd, Wells Co. & H. N. Clark Co. 3, 4, 5, 6, 7, Pl.
- Snow Drop (Parlor Cook)** S. M. Howes Co. 7, 8
- Social (Open Grate)** S. M. Howes Co. & Floyd, Wells Co. 11, 13, 15, D. C.
- 6 **Social Household (Range)** White, Warner & Co. 7-100, 8-105, 8-110, 9-115, 7-41, 8-46, 8-51, 9-56, Pl., White, Da., Tri. & Dx.
- Solano (Wood Box Stove)** S. M. Howes Co. 128, 132, 136.
- 6 **Solar (Range)** J. & E. Davis. 7, 8, Pl. Is front lining iron or brick?
- 6 **Solar Glenwood (Range)** Weir Stove Co. 7, 80, 8, 90, Pl. & Tri.
- 6 **Solar Glenwood (Parlor)** Weir Stove Co. 12, 14, 16*, D. C.
- 5 **Soleil Mystique (Range)** Reading Stove Works. Right end lining is iron. Iron end not sent on an order for linings unless specially ordered. 6-14, 7-14, 6-16, 7-16, 8-16, 7-18, 8-18, 8-20, 9-20, Pl. & Dx. 6-116, 7-116, 8-116, 7-118, 8-118, 8-120, 9-120, Pl. & Dx.

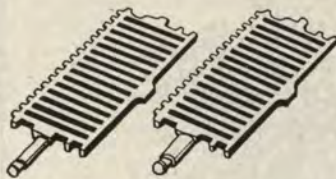
SOMERSET RANGES. Somerset Co-operative Foundry Co. Somerset Stove Foundry Co.

- 6 Give full name or letter that appears on oven door of range.
- 6 **Somerset (Range)** Somerset Co-op. Foundry Co. 7-18, 8-20, Pl.
- 6 **Somerset (Range)** Somerset Stove Foundry Co. 7-201C, 8-201C, 8-202C, Pl., Da. & Tri.
- 6 **Somerset A (Range)** Somerset Co-op. Foundry Co. 7-18, 8-20, Pl.
- 6 **Somerset G (Range)** Somerset Stove Foundry Co. 7-18, 8-18, 8-20, Pl. & Tri. When ordering brick tell style of grate. Has elbow waterfront only. End linings to fit waterfront are iron.
- Somerset (Parlor)** Somerset Co-op. Foundry Co. 2, 3, Pl. See New Somerset Parlor.
- Somerset Gem (Parlor)** Somerset Stove Foundry Co. 10, 12, 14*, D. C.
- Somerset Grand (Range)** Somerset Co-op. Foundry Co. 7-18, 8-18, 8-20, Pl. & Dx. When ordering brick tell style of grate. Has elbow waterfront only. End linings to fit waterfront are iron.
- Somerset Grand (Parlor)** Somerset Co-op. Foundry Co. 3, 4*, D. C.
- 6 **Somerset Jewel (Range)** Somerset Stove Foundry Co. 7-18, 8-18, Pl., Tri. & D. C. When ordering brick tell style of grate. Has elbow waterfront only. End linings to fit waterfront are iron. Top End Shelf — Grate length. Legs — Give length.
- Somerset Jewel (Parlor)** Somerset Stove Foundry Co. 10, 12, 14*, D. C.
- 6 **Somerset Pallas (Range)** Somerset Stove Foundry Co. 7-18, 8-18, 8-20 Pl. & Tri.

SOMERSWORTH RANGES. Somersworth Machine Co.

- 6 **Somersworth (Range)** Somersworth Machine Co. 7-18, 8-18, 8-20, 9-20, Pl. & Tri. When ordering brick tell style of grate.
- Somersworth (Air Tight)** Somersworth Foundry Co. 000, 00, 0, 1, 2.
- Somersworth (Box Stove)** Somersworth Machine Co. 24, 30, 36.
- Somersworth Oak (Oak)** Somersworth Foundry Co. 16, 18, 20, D. C.
- Somersworth Belle (Parlor)** Somersworth Machine Co. 2, 3, 4, D. C.
- 6 **Somersworth Grand (Range)** Somersworth Machine Co. 7-18, 8-18, 8-20, 9-20, Pl. & Non. Nos. 8-20 & 9-20 — Has plain grate thin or thick shank? See cuts.

SOMERSWORTH GRAND & SOMERSWORTH IDEAL PLAIN GRATES



Thin Shank Thick Shank

- 6 **Somersworth Ideal (Range)** Somersworth Machine Co. 7-18, 8-18, 8-20, 9-20, Pl. & Tri. When ordering brick tell style of grate. Has plain grate thin or thick shank? See cuts.
- Somersworth Jewel (Parlor)** Somersworth Machine Co. 2, 3, 4, D. C.
- Somersworth Prize (Parlor)** Somersworth Machine Co. 3, 4, D. C.
- Somersworth Rival (Wood Cottage)** Somersworth Machine Co. 1, 2.
- Somersworth Ruby (Parlor)** Somersworth Machine Co. 2, 3, 4, D. C.
- 5 **Sonnet (Range)** Floyd, Wells Co. 7, 18, 37, 8, Pl. 77, 78, 27, 88, Dx. Right end lining is iron. Iron end not sent on an order for linings unless specially ordered.
- 6 **Sorosis Household (Range)** White-Warner Co. 7-16, Pl. 7-18, 8-18, Pl. & Tri.
- 6 **Souhegan (Range)** Heywood Foundry Co. 7, 8, Pl.
- 5 **Southern Manor (Range)** Buckwalter Stove Co. 72-14, 72-16, 82-16, 72-18, 82-18, 82-20, Pl. & Dx. Right end lining is iron. Iron end not sent on an order for linings unless specially ordered.
- Spar Oak (Oak)** Floyd, Wells & Co. 10, 12, 14, 16, 30, 32, 34, 36, D. C.
- Spark (Globe)** Buckwalter Stove Co. 8, Pl.
- Spark (Parlor)** S. M. Howes Co. & Keeley Stove Co. 8, 9, 10, D. C.
- Spark (Parlor)** Abendroth Bros. 8, 9, 10, 11, 12, D. C.
- Spark (Parlor)** Leonard Co-op. Foundry Co. 9, 10, 12, Pl.
- 5 **Spark (Range)** Floyd, Wells Co. & F. E. Grinnell. 76-14, 76-16, 86-16, 86-18, Pl. & Dx. Right end lining is iron. Iron end not sent on an order for linings unless specially ordered.
- 5 **Sparkle (Range)** Floyd, Wells Co. 7, 18, 37, 8, Pl. 77, 78, 27, 88, Dx. Right end lining is iron. Iron end not sent on an order for linings unless specially ordered.
- 5 **Sparkle B (Range)** Floyd, Wells Co. 7, 18, 37, 8, Pl. 77, 78, 27, 88, Dx. Right end lining is iron. Iron end not sent on an order for linings unless specially ordered.
- Sparkle (Parlor)** Smith & Anthony Co. 23, 25, 27, D. C.
- Sparkle (Parlor)** Portland Stove Foundry Co. 10, 12, 15*, Pl. See Art Sparkle, Home Sparkle, and Prize Sparkle Parlors.

- Sparkle Oak (Oak)** S. M. Howes Co. 10, 12, 14, 17, D. C.
- Sparkler Oak (Oak)** S. M. Howes Co. 112, 114, 116, 118, D. C.
- Sparkling Oak (Oak)** S. M. Howes Co. 120, 140, 160, 180, D. C.
- Sparrow (Parlor)** J. Van Wormer & Co. 9, 10, 11, 12, 14, Pl.
- Spartan (Parlor)** Leonard Co-op. Foundry Co. 10, 12, 16, Pl.
- 4 **Spartan (Range)** Leonard Co-op. Foundry Co. 7, 8, Pl. Front lining is iron.
- 6 **Spartan B (Range)** Leonard Co-op. Foundry Co. 7, 8, Pl.
- Special (Sheet Iron Air Tight)** H. N. Clark Co. 18, 21, 24, 26, 32.
- 6 **Special (Range)** White, Warner & Co. When ordering brick tell style of grate. 7-120, 8-125, 8-130, 9-135, 7-21, 8-26, 8-31, 9-36, Pl., White, Da. & Tri.
- 6 **Special D (Range)** White, Warner Co. 7-18, 8-18, 8-20, 9-20, Pl., Tri. & Da.
- 6 **Splendid (Range)** H. N. Clark Co. & New England Stove Co. 7-18, 8-18, 8-20, Pl., Tri. & D. C. When ordering brick tell style of grate.
- 6 **Splendid (Range)** Leonard Co-op. Foundry Co. 7-18, 8-18, 8-20, Pl.
- 6 **Splendid (Range)** J. & E. Davis. 7, 8, 9, Pl.
- 5 **Splendid (Range)** Fuller & Warren Co. Right end lining is iron. Iron end not sent on an order for linings unless specially ordered. 8-19, 8-20, 88-22, 9-22, Pl. & Da. 73-19, 83-19, 83-20, 83-22, 93-22, D. C.
- Splendid Oak (Oak)** Fuller & Warren Co. 23, 25, 27, 29, 81, 91, 101, 111, Tri.
- Splendid Base Burner** Fuller & Warren Co. Round — 2, 3, 4, 5, 6, 20, 30, 40, 50, 60, 25, 35, 45, 55, 200, 300, 400, 500, D.C. Square — 13, 14, 16, 130, 140, 160, 61, 71, 91, 63, 73, 93, 65, 75, 215, 216, 217, 315, 316, 317, D. C. See Art Splendid Parlor.
- Splendid Diamond (Range)** Fuller & Warren Co. Right end lining is iron. Iron end not sent on an order for linings unless specially ordered. 7-19, 8-19, 8-20, 9-20, Pl. & Da. 73-19, 83-19, 83-20, 93-20, D. C.
- Splendid Diamond Base Burner** Fuller & Warren Co. 10, 11, 12, 100, 110, 115, 120, 135, 140, 145, 155, D. C.
- 5 **Splendid Irving (Range)** Floyd, Wells Co. Right end lining is iron. Iron end not sent on an order for linings unless specially ordered. 76-16, 86-16, 76-18, 86-18, 94-18, 86-20, 96-20, Dx. 80-18, 90-48, 80-20, 90-20, Tri.
- 6 **Splendid Novelty (Range)** Somerset Co-op. Foundry Co. 7-18, 8-18, 8-20, Pl. & Tri. When ordering brick tell style of grate. Has elbow waterfront only. End linings to fit waterfront are iron.
- 4 **Splendid Novelty (Range)** A. Cox Stove Co. 76-18, 86-18, 96-18, 86-20, 96-20, Dx.
- 6 **Splendid Peninsular (Range)** Peninsular Stove Co. 7-17, 8-17, 7-19, 8-19, 9-19, 8-21, 9-21, Pl. & Dx. 7-18, 8-18, 7-20, 8-20, 9-20, 8-22, 9-22, Pl. & Dx.
- Splendid Stewart (Square Parlor)** Fuller & Warren Co. 230, 240, 250, Dx.
- 5 **Spray (2 Hole Range)** Southard, Robertson & Co. 6, 7, 8, Pl. Right end lining is iron. Iron end not sent on an order for linings unless specially ordered.
- 6 **Springfield (Range)** Leonard Co-op. Foundry Co. 7-18, 8-18, 8-20, Pl.
- 6 **Springfield (Range)** Somersworth Machine Co. 7-18, 8-18, 8-20, 9-20, Pl. & Tri. When ordering brick tell style of grate.
- 6 **Springfield Model (Range)** Spicer Stove Co. 7-18, 8-18, 8-20, Pl. & Tri.
- Spy (Parlor)** W. M. Crane Co. 8, 9, 10, 11, 12, Pl.
- 6 **St. Elmo (Range)** Union Furnace Co. 7, 8, Pl.
- 5 **St. Elmo (Range)** Floyd, Wells & Co. Right end lining is iron. Iron end not sent on an order for linings unless specially ordered. 6, 7, 8, Pl. & Dx. When ordering brick tell style of grate.
- 6 **St. Francis (Range)** Taunton Iron Works. 7-18, 8-18, 8-20, 9-20, Pl., Da. & Tri.
- 6 **St. Nicholas (Range)** O. G. Thomas. 7-18, 8-18, 8-20, Pl.
- St. Nicholas (Parlor)** Portland Stove Foundry Co. 12, 15*, Pl. & D. C. Is Draw Center Grate ball-bearing?

STAMFORD RANGES. Stamford Foundry Co.

- 6 **Stamford (Range)** — 1 Series. Stamford Fdy. Co. 1-27, 1-18, 1-38, Pl., Tri. & Dx.
- 6 **Stamford (Range)** — 2 Series. Stamford Foundry Co. Give date. 72-2, 82-2, 83-2, Pl. 2-27, 2-28, 2-38, Tri. 27-2, 28-2, 38-2, Dx.
- 6 **Stamford (Range)** — 3 Series. Stamford Foundry Co. 72-3, 82-3, 83-3, 93-3, Pl. 3-27, 3-28, 3-38, 3-39, Tri. 27-3, 28-3, 38-3, 39-3, Dx.
- 6 **Stamford (Range)** — 4 Series. Stamford Foundry Co. 72-4, 82-4, 83-4, Pl. 4-27, 4-28, 4-38, Tri. 27-4, 28-4, 38-4, Dx.
- 6 **Stamford (Range)** — 5 Series. Stamford Foundry Co. 72-5, 82-5, 83-5, 93-5 Pl. 5-27, 5-28, 5-38, 5-39, Tri. 27-5, 28-5, 38-5, 39-5, Dx.
- 6 **Stamford (Range)** — 6 Series. Stamford Foundry Co. Always give date on shank plate, 1901 or 1905. 1901 — 72-6, 82-6, 83-6, Pl. 6-27, 6-28, 6-38, Tri. 27-6, 28-6, 38-6, Dx. 1905 — 72-6, 82-6, 83-6, Pl. 6-27, 6-28, 6-38, Tri. 27-6, 28-6, 38-6, Dx.
- 6 **Stamford (Range)** — 9 Series. Stamford Foundry Co. 72-9, 82-9, 83-9, Pl. 9-27, 9-28, 9-38, Tri. 27-9, 28-9, 38-9, Dx.
- 6 **Stamford (Range)** — 10 Series. Stamford Foundry Co. 72-10, 82-10, 83-10, Pl. 10-27, 10-28, 10-38, Tri. 27-10, 28-10, 38-10, Dx.
- 6 **Stamford (Range)** — 11 Series. Stamford Foundry Co. 82-11, 83-11, Pl. 11-28, 11-38, Tri. 28-11, 38-11, Dx.
- 6 **Stamford (Range)** — 12 Series. Stamford Foundry Co. 82-12, 83-12, Pl. 12-28, 12-38, Tri. 28-12, 38-12, Dx.
- 6 **Stamford (Range)** — 14 Series. Stamford Foundry Co. 82-14, 83-14, Pl. 14-28, 14-38, Tri. 28-14, 38-14, Dx.
- 6 **Stamford (Range)** — 15 Series. Stamford Foundry Co. 82-15, 83-15, Pl. 15-28, 15-38, Tri. 28-15, 38-15, Dx.
- Stamford (Single Oven Range)** Stamford Foundry Co. 407, 408, 417, 418, Tri. Brick Set or portable? Right or left hand fire box?
- Stamford (Double Oven Range)** Stamford Foundry Co. 318*, Tri. Brick set or portable?
- Stamford Air Tight** Stamford Foundry Co. 18, 21, 24, 121, 124.
- Stamford Laundry (Laundry)** Stamford Foundry Co. A, C, 7, 8, 9, 10, 11, 16, 17, 18, 19, 20, 88, Pl.
- Stamford (Parlor)** Stamford Foundry Co. 112, 113, 114, 115, D. C.
- Stamford Oak (Oak)** Stamford Foundry Co. 212, 214, 216, 218, D. C.
- 6 **Standard (Range)** Magee Furnace Co. Give date. 1874 & 1878 — 6, 70, 7, 80, 8, 90, 9*, Pl. Has it a mica door? Has it a broiler door? 1880 & 1882 — 7, 80, 8, 90, 9*, Pl. 1885 — 7-18, 8-18, 8-20, 9-20, 9-22*, Pl., Da. & Dx. When ordering brick tell style of grate.
- 6 **Standard (Brick Set Range)** Magee Furnace Co. 23*, 33*, 43*, 5*, Pl. & Dx. Is front lining iron or brick? Give length and depth of fire box. Has grate a shank?
- 6 **Standard (Steel Range)** Magee Furnace Co. 8-20 Da.

Order ALL repairs from us whether found in the catalog or not, as we are constantly adding to our stock

STOVE AND RANGE REPAIRS

STANDARD RANGES Somersworth Foundry Co.

- Give full name of range as follows
- Cabinet Standard Magic Standard
- Dual Standard Model Standard
- Good Luck Standard Perfect Standard
- Grand Standard Regal Standard
- Home Standard Rival Standard
- Ideal Standard Royal Standard, etc.


If ranges have enamel finish be sure to so state.




Handy Feed

Used on Standard Ranges

COILS FOR STANDARD RANGES



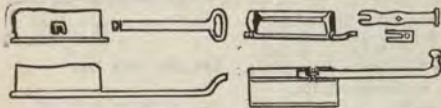
4 Pipe Front Coil (No. 4 Coil)



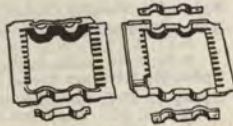
5 Pipe Extension Coil (No. 5 Coil)

- 6 Standard B (Range) Somersworth Foundry Co. Has range a Handy Feed? See cut. Give full number that appears on top of range.
- 7-18-03, 8-18-03, 828-03, 7-18-4, 828-4, Pl., Magic, Da. & Tri.
- 7-18-0, 8-18-0, 828-0, 7-18, 828, Pl., Magic, Da. & Tri.
- 72, 81, 82, 72 HF., 82 HF., 84 HF., Pl., Magic, Da. & Tri.
- Oven Damper & Rods — State style wanted. See cuts.
- Dockash or Tri. Beds — State style wanted. See cuts.
- Da. & Tri. Grate — Is only one or are both bars shaker bars?

REPAIR PARTS FOR STANDARD B & E RANGES



Oven Dampers and Rods



Dockash Grate Frames Old Pattern New Pattern Notice the Clamps


- 6 Standard B (Range) O. G. Thomas. When ordering brick tell style of grate. 7-18, 8-18, 8-20, 9-20, Pl., Tri., Dx. & D. C.
- 6 Standard C (Range) Magee Furnace Co. 7-18, 8-18, 8-20, 9-20, Pl. & Da.
- 6 Standard E (Range) Somersworth Foundry Co. Has range a Handy Feed? See cut. Give full number that appears on top of range.
- 7-18-03, 8-18-03, 828-03, 7-18-4, 828-4, Pl., Magic, Da. & Tri.
- 7-18-0, 8-18-0, 828-0, 7-18, 828, Pl., Magic, Da. & Tri.
- 72, 81, 82, 72 HF., 82 HF., 83, 84, 85, 86, Pl., Magic, Da. & Tri.
- Oven Dampers & Rods — State style wanted. See cuts.
- Dockash or Tri. Beds — State style wanted. See cuts.
- 6 Standard F (Range) Somersworth Foundry Co. 73, 83, 84, Pl., Magic, Da. & Tri.
- 6 Standard G (Range) Somersworth Foundry Co. 84 HF., 86 HF., Pl., Magic, Da. & Tri.
- Standard (Oval Parlor) Magee Furnace Co. 11, 12, 15*, 18**, Pl. & D. C. Give date. Is shank of plain grate straight or crooked?
- Standard (Parlor) Somersworth Foundry Co. 9, 10, 12, D. C. See Art Standard, New Standard, Rival Standard and Chilson Standard Parlors.
- Standard (Open Grate) Magee Furnace Co. Give date. 1*, 2*, 3*, Pl.
- Standard Oak (Oak) Somersworth Foundry Co. 12, 14, 16, 18, 20 D. C. Nos. 16 and 18. Has firepot a brick or iron lining?
- Standard Oak (Oak) Magee Furnace Co. 112, 115, 118, Tri.
- 6 Standard Arlington (Range) Chilson Furnace Co. 7, 8, Pl. & Tri.
- 6 Standard Crescent (Range) H. N. Clark Co. & Somerset Stove Foundry Co. 7-18, 8-18, 8-20, 7-118, 8-118, 8-201, Pl., Da. & Tri.
- 6 Standard Grand (Range) Somersworth Foundry Co. Has range a Handy Feed? 7-18-03, 8-18-03, 8-20-03, 7-18-3, 8-18-3, 8-20-3, Pl., Magic & Da.
- 6 Standard Oakland (Range) No. Dighton Co-operative Stove Co. 7-18, 8-18, 8-20, 9-20, Pl. & Tri.
- 6 Standard Wincroft (Range) Wincroft Stove Works. 8-18G, 8-20G, 9-20G, 8-18H, 8-20H, 9-20H, Da. 3881, 3821, 3921, 3822, 3882, 3922, Da. 3823, 3923, 3824, 3924, Dx. Name "Standard" sometimes appears on fire end jamb.
- Standish (Parlor) Kingston Co-op. Foundry Co. 2, 3, Pl.
- 6 Standish (Range) Kingston Co-op. Foundry Co. 7-18, 8-18, 8-20, Pl.
- 6 Standish B (Range) Kingston Co-op. Foundry Co. 7-18, 8-18, 8-20, Pl.
- 6 Stanley (Parlor) Auburn Stove Foundry Co. 12, 14, D. C. & Rotary.
- 6 Stanley (Range) Auburn Stove Foundry Co. 7-20, 8-20, Pl. & Walter. Does front clamp go through center or over top of front brick?
- 6 Stanley B (Range) Auburn Stove Foundry Co. 7-18, 8-20, 9-20, Pl. & Walter.
- 6 Stanley C (Range) Auburn Stove Foundry Co. 7-20, 8-20, Pl. & Walter. Does front clamp go through center or over top of front brick?
- 6 Stanley E (Range) Auburn Stove Foundry Co. 7-20, 8-20, Pl. & Walter. Does front clamp go through center or over top of front brick?
- 6 Stanley F (Range) Auburn Stove Foundry Co. 7-20, 8-20, Pl. & Walter. Does front clamp go through center or over top of front brick?
- 6 Staple Hub (Steel Range) Smith & Anthony Co. 72-16, 82-16, 82-18, 92-18, Dx.
- Star (Laundry) Oakland Foundry Co. 8, Pl.
- Star (Parlor) Magee Furnace Co. 110, 112*, 114**, D. C.
- Star (Parlor) Rathbone, Sard & Co. 8, 9, 10, 11, 12, 14, Pl.
- Star (Parlor) J. R. Wotherspoon. 8, 9, 10, 11, 12, 14, D. C.
- Star Oak (Oak) Fox Furnace Co. 111, 113, 115, 117, D. C.
- Star Oak (Oak) Toledo Stove & Range Co. 11, 13, 15, 17, 19, D. C.
- Star Oak (Oak) Sheridan Stove Mfg. Co. 11 Cone, 13, 15, 17, 18, 20, D. C.
- Star America (Oak) S. M. Howes Co. 11, 13, 15, 17, 19, D. C.
- 5 Star Canopy (Range) Buckwalter Stove Co. Right end lining is iron. Iron end not sent on an order for linings unless specially ordered. 6, 67, 7, 78, 87, 8, 98, 9, 206, 267, 278, 287, 208, 298, 209, Pl. & Dx.
- Star Clark (Oak) H. N. Clark Co. 1, 2, 3, 4, 5, D. C.
- 6 Star Crescent (Range) O. G. Thomas & H. N. Clark Co. 7-18, 8-18, 8-20, Pl., Da. & Tri. When ordering brick tell style of grate.
- Star Crescent (Parlor) O. G. Thomas. 10, 12, 14*, 112, 114*, D. C.
- Star Crescent (Parlor) H. N. Clark Co. 10, 11, 12, 14, 16*, D. C.
- Star Eclipse (Wood Cottage) H. N. Clark Co. & Eclipse Stove Co. 21, 23, 25.

- 6 Star Fireside (Range) O. G. Thomas. 7-18, 8-18, 8-20, Pl., Da. & Tri. When ordering brick tell style of grate.
- Star Fireside (Parlor) O. G. Thomas. 10, 12, 14*, 112, 114*, D. C.
- Star Gem Oak (Oak) S. M. Howes Co. 11, 13, 15, 17, 19, D. C.
- Star Gem Oak (Oak) Toledo Stove & Range Co. 11, 13, 15, 17, 19, D. C.
- 6 Star Good News (Range) Highland Foundry Co. 7, 8, 7-17, 7-18, Pl. & Tri. When ordering brick tell style of grate.
- 6 Star Herald (Range) O. G. Thomas. 7-18, 8-18, 8-20, 9-20, Pl., Da. & Tri. When ordering brick tell style of grate.
- Star Herald (Parlor) O. G. Thomas. 10, 12, 14*, 112, 114*, D. C.
- 6 Star Highland (Range) Highland Foundry Co. 7, 8, 7-17, 7-18, Pl., & Tri. When ordering brick tell style of grate.
- 6 Star Hub (Range) Smith & Anthony Co. Give date on shank plate, 1902, 1903 or 1904. 7-18, 8-18, 8-20, Pl. & Da. 187, 188, 208, Pl., Da. & Tri.
- 6 Star Kineo (Range) Noyes & Nutter Mfg. Co. 7-18, 8-18, 8-20, Pl., Da. & Tri.
- 6 Star of the East (Range) Taunton Iron Works. 7-18, 8-18, 8-20, Pl., Da. & Tri.
- 6 Star Sterling (Range) Sill Stove Works. MS 671, MS681, MS682, MS692, Da. (4 Hole Range) — MS481, MS492, Da. HM671, HM681, HM682, HM692, Da. (4 Hole Range) — HM481, HM492, Da. FM671, FM681, FM682, FM692, Da. (4 Hole Range) — CM481, CM492, Da. CM671, CM681, CM682, CM5692, Da. (4 Hole Range) — CM481, CM492, Da.
- Star Welcome (Parlor) O. G. Thomas. 10, 12, 14*, 112, 114*, D. C.
- 5 Star Wincroft (Range) Wincroft Stove Works. 714, 716, 816, 718, 818, 820, Pl. & Dx. Right end lining is iron. Iron end not sent on an order for linings unless specially ordered.
- 6 State Crawford (Range) Walker & Pratt Mfg. Co. 8, Pl. & Da.
- Station Agent (Cannon) Union Stove Works. 20, 22, 24, D. C. Legs—Give height.
- 6 Station Grand (Range) Somerset Co-op. Foundry Co. 7-18, 8-18, 8-20, Pl. & Tri. When ordering brick tell style of grate. Has elbow waterfront only. End linings to fit waterfront are iron.
- Station Heater (Cannon) S. M. Howes Co. 10, 12, 14, 16, Pl.
- Station Jewel (Cannon) Detroit Stove Works. 14, 17, 20, Pl.
- 6 Steele B (Range) Taunton Iron Works. 7-18, 8-18, 8-20, Pl., Da. & Tri.
- 6 Stephan (Range) J. J. Stephan. 7-18, 8-18, 8-20, Pl., Tri. & Dx. When ordering brick tell style of grate.
- 6 Stephan Art (Range) J. J. Stephan. 7-18, 8-18, 8-20, Pl., Tri. & D. C. When ordering brick tell style of grate.
- 6 Stephan Grand (Range) J. J. Stephan. 7-18, 8-18, 8-20, Pl. & Dx. When ordering brick tell style of grate. Has elbow waterfront only! End linings to fit waterfront are iron.
- 6 Stephan Prize (Range) J. J. Stephan. 7-18, 8-18, 8-20, Pl., Tri. & D. C. When ordering brick tell style of grate.
- 6 Stephan Star (Range) J. J. Stephan. 7-18, 8-18, 8-20, Pl., Tri. & D. C. When ordering brick tell style of grate.


STERLING RANGES. Sill Stove Works.

Give the date and correct number and letter, if any. See Active Sterling, Star Sterling, & World's Sterling Ranges


COILS FOR STERLING RANGES



4 Pipe Front Coil (No. 4 Coil)

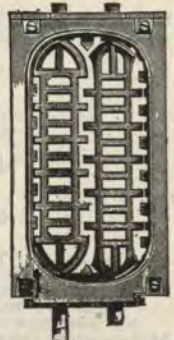


5 Pipe Extension Coil (No. 5 Coil)



Hanover Coil

- 6 Sterling (Range) Sill Stove Works. Give correct number and letter on range. 71, 81, 82, 92, Da. E-71, E-81, E-82, E-92, Da. K-71, K-81, K-82, K-92, Da. O-71, O-81, O-82, O-92, Da. CA-71, CA-81, CA-82, CA-92, Da. CE-71, CE-81, CE-82, CE-92, Da. HM-671, HM-681, HM-682, HM-692, Da. CM-671, CM-681, CM-682, CM-692, Da. FM-671, FM-681, FM-682, FM-692, Da. N-681, N-691, N-682*, N-692*, Da. HR-671, HR-681, HR-682, HR-692, Da. CR-671, CR-681, CR-682, CR-692, Da. FR-671, FR-681, FR-682, FR-692, Da. HV-671, HV-681, HV-682, HV-692, Da.
- 6 Sterling Model S (Range) Sill Stove Works. HS-671, HS-681, HS-682, HS-692, Da.
- 6 Sterling (Coal & Gas Range) Sill Stove Works. CR-882, FR-882, Da. T-681-B, T-681-C, T-681-D, Da. CT-681-B, CT-681-C, CT-681-D, Da.
- 6 Sterling (Range) Leonard Co-op. Foundry Co. 7-18, 8-18, 8-20, Pl.
- Sterling (Parlor) Dighton Furnace Co. 13, 15, 17*, Pl. 20, 30, 40*, D. C.
- Sterling (Parlor) W. P. Ford & Co. 15, 17, D. C.
- Sterling Oak (Oak) Sill Stove Works. D-14, D-16, D-18, D-20, D. C. F-114, F-116, F-118, F-214, F-216, F-218, Da.
- Sterling Oak (Oak) S. M. Howes Co. 13, 15, 18, D. C.
- Sterling Oak (Oak) J. R. Wotherspoon 10, 12, 14, 16, 18, D. C.
- Sterling Base Heater (Oak) Sill Stove Wks. F-214, F-215, F-218, Da.
- Sterling Eclipse (Cannon) Eclipse Stove Co. 11, 13, 111, 113, D. C. 15, 17, 19, 115, 117, 119, D. C. & Tri. 215, 217, D. C.
- 6 Sterling Oakland (Range) No. Dighton Co-operative Stove Co. 7-18, 8-18, 8-20, 9-20, Pl. & Tri.
- Sterling Sunshine (Steel Range) Reading Stove Works. Double Oven — 328, 329, 832, 932, Dx. Single Oven — 67-16, 68-16, 67-18, 68-18, 68-20, 69-20, Dx.
- 4 Stewart (Range) Taunton Iron Works. 7, 8, Pl. Front lining is iron



Dockash Grate Used in Sterling Ranges

STERLING OAK DOCKASH GRATE



A—Long Da. Bar B—Short Da. Bar C—Cog Wheels D—Grate Ring E—Grate Frame

STOVE AND RANGE REPAIRS

STEWART RANGES. Fuller & Warren Co.

Give full name of range as follows:

Banner Stewart	Eastern Stewart	King Stewart	Prize Stewart
Capital Stewart	Empire Stewart	Magic Stewart	Regal Stewart
Charm Stewart	F. & W. Stewart	Magnet Stewart	Royal Stewart
Colangas Stewart	Garnet Stewart	Matchless Stewart	Service Stewart
Compact Stewart	Guarantee Stewart	Model Stewart	Signal Stewart
Crown Stewart	Home Stewart	Noble Stewart	Superb Stewart
Crystal Stewart	Honor Stewart	Novel Stewart	Victor Stewart
Diamond Stewart	Ideal Stewart	P. P. Stewart	etc.

Ranges are listed under their first names.

If range has enamel finish, be sure to so state.

When ordering iron ends for Stewart Ranges, specify if range has water-front, otherwise we shall understand that it has not.

- 4 Stewart (Range) Fuller & Warren Co. End linings are iron. Iron ends not sent on an order for linings unless specially ordered. R7-18, R8-18, R8-20, R9-20, Da. & Tri. S8-18, S8-20, S9-20, 2S8-20, 2S9-20, Da. & Tri. 86-18, 86-20, 96-20, Tri.

See P. P. Stewart and Fuller & Warren Stewart Ranges. Stewart (Double Oven Range) Fuller & Warren Co. 813, 815, 915, 823, 825, 925, Tri. Has range eight covers or four covers and large ring cover in center.

Stewart Hotel (Steel Range) Fuller & Warren Co. Single Oven — 1-23P, 1-23S, 1-30P, 1-30S, Tri. Double Oven — 2-18P, 2-18S, 2-20P, 2-20S, 2-23P, 2-23S, Tri.

STEWART PARLORS. Fuller & Warren Co. See Art Stewart, Magic Stewart, P. P. Stewart, Prize, Stewart, Rega Stewart, Rival Stewart, Splendid Stewart and Worthy Stewart Parlors.

Stewart (Parlor) Fuller & Warren Co. Is stove Oval, Round or Square? Has it an anti cinker grate? Oval — 2, 3, 4*, Pl. 33, 44*, 222, 333, 444*, 225, 335, 445*, D. C. Round—1, 2, 3, 4*, 5*, 6*, 7*, Pl. 14, 16*, 18*, 20, 21*, 32, 43, 44*, 54*, 55*, 65*, 66*, 76*, 87*, 320, 430, 540*, 650*, 760*, D. C. 8, 9, 10, 12, D. C. Square — 13, 15, 17*, D. C.

Stewart Oak (Oak) Fuller & Warren Co. 3, 4, 5, Tri. & D. C. 140, Tri. 160, 180, 200, Tri. & D. C. 14, Tri. 16, 18, 20, Tri. & D. C. 230, 250, 270, 290, Tri.

- 4 Stewart Diamond (Range) Fuller & Warren Co. 47-18, 48-18, 48-20, 49-20, Da., Tri. & D. C. End linings are iron. Iron ends not sent on an order for linings unless specially ordered.

See Diamond Stewart Range. Stewart Super-Heater (Parlor Furnace) Fuller & Warren Co. 16, Tri. Stewart Super-Heater Junior (Parlor Furnace) Fuller & Warren Co. 14, Tri. 6 Storey (Range) Taunton Iron Works. 7-18, 8-18, 8-20, Pl., Da. & Tri. Storm King (Oak) Union Stove Works. 11, 13, 15, 17, D. C.

- 4 Stoughton (Range) Leonard Co-op. Foundry Co. 7, 8, Pl. Front lining is iron.

STRATFORD RANGES. No. Dighton Co-op. Stove Co.

Give letter on oven door, A, B, C, D, E, F, G, H, K, L, M, O, P, R, X or Y.

- 6 Stratford A (Range) No. Dighton Co-op. Stove Co. 7-18, 8-18, 8-20, Pl. & Tri.
- 6 Stratford B (Range) No. Dighton Co-op. Stove Co. 7-18, 8-18, 8-20, 9-20, Pl. & Tri.

- 6 Stratford C (Range) No. Dighton Co-op. Stove Co. 7-18, 8-18, 8-20, Pl., Da. & Tri.
- 6 Stratford D (Range) No. Dighton Co-op. Stove Co. 7-18, 8-18, 8-20, Pl., Da. & Tri.

- 6 Stratford E (Range) No. Dighton Co-op. Stove Co. 7-18, 8-18, 8-20, Pl., Da. & Tri.
- 6 Stratford F (Range) No. Dighton Co-op. Stove Co. 7-18, 8-18, 8-20, Pl., Da. & Tri.

- 6 Stratford G (Range) No. Dighton Co-op. Stove Co. 7-18, 8-18, 8-20, Pl., Da. & Tri.
- 6 Stratford H (Range) No. Dighton Co-op. Stove Co. 7-18, 8-18, 8-20, Pl., Da. & Tri.

- 6 Stratford I (Range) No. Dighton Co-op. Stove Co. 7-18, 8-18, 8-20, Pl., Da. & Tri.
- 6 Stratford J (Range) No. Dighton Co-op. Stove Co. 7-18, 8-18, 8-20, Pl., Da. & Tri.

- 6 Stratford K (Range) No. Dighton Co-op. Stove Co. 7-18, 8-18, 8-20, Pl., Da. & Tri.
- 6 Stratford L (Range) No. Dighton Co-op. Stove Co. 7-18, 8-18, 8-20, Pl., Da. & Tri.

- 6 Stratford M (Range) No. Dighton Co-op. Stove Co. 7-18, 8-18, 8-20, Pl. & Tri.
- 6 Stratford O (Range) No. Dighton Stove Co. 7-18, 8-18, Pl. & Tri.

- 6 Stratford P (Range) No. Dighton Stove Co. 8-20, Pl., Da. & Tri.
- 6 Stratford R (Range) No. Dighton Stove Co. 8-20, Pl. & Tri.

- 6 Stratford X (Range) Leonard & Baker Stove Co. 8-18, 8-20, Pl., Da., Tri. & Dx.
- 6 Stratford Y (Range) Leonard & Baker Stove Co. 8-18, 8-20, Pl., Da., Tri. & Dx.

- 6 Stratford Duplex (Coal & Gas Range) No. Dighton Stove Co. 8-360, Pl. & Tri.
- 6 Sturdy Oak (Oak) S. M. Howes Co. 12, 15, 18, D. C.

- 6 Sturdy Oak (Oak) Stamford Foundry Co. 11, 13, 15, 17, D. C.
- 6 Sub-Base Parlor (Wood Parlor) Walker & Pratt Mfg. Co. 2, 3, 20, 22.

- 6 Substitute Oak (Oak) Sheridan Stove Mfg. Co. 11, Cone. 13, 15, 17, 18, 20, D. C.
- 6 Success (Parlor) Cobb Stove & Machine Co. 1, 2, 3, Pl.

- 6 Success (Range) Somersworth Machine Co. 7, 8, Pl.
- 6 Success (Range) O. G. Thomas. When ordering brick tell style of grate. 7-18, 8-18, 8-20, 9-20, Pl., Tri., Dx. & D. C.

- 6 Success (Range) Union Furnace Co. 7, 8, Pl.
- 6 Success (Range) Floyd, Wells Co. 7, 18, 37, 8, Pl. 77, 78, 27, 88, Dx. Right end lining is iron. Iron end not sent on an order for linings unless specially ordered.

- 6 Success B (Range) Floyd, Wells Co. 77, 78, 27, 88, Dx. Right end lining is iron. Iron end not sent on an order for linings unless specially ordered.
- 6 Suffolk (Range) Magee Furnace Co. 7-18, 8-18, 8-20, 9-20, Pl., Da. & Tri.

- 6 Sultan (Range) Somersworth Machine Co. 7, 8, Pl. Front lining is iron.
- 6 Sumner (Range) Leonard Co-op. Foundry Co. 7, 8, Pl. See New Sumner and New Sumner B Ranges.

- 6 Sumner Grand (Range) Leonard Co-op. Foundry Co. 7-18, 8-18, 8-20, Pl., Tri. & Dx. When ordering brick tell style of grate.
- 6 Sumner Queen (Range) New England Stove Co. 7-18, 8-18, 8-20, Pl., Tri., Dx. & D. C. When ordering brick tell style of grate.

- 6 Sumner Star (Range) New England Stove Co. 7-18, 8-18, 8-20, Pl., Tri., Dx. & D. C. When ordering brick tell style of grate.
- 6 Sun (Range) O. G. Thomas. 7, Pl. Has range 5 or 6 holes? Sun Oak (Oak) Keeley Stove Co. 11, 13, 15, 17, 19, D. C.

- 6 Sun Acorn (Range) Rathbone, Sard & Co. 6278, 6288, Dx. End linings are iron. Iron ends not sent on an order for linings unless specially ordered.
- 6 Sun Cable (Parlor) E. B. Colby & Co. 8, 9, 10, 11, 12, 14, 16, Pl.

- 6 Sun Canopy (Range) Buckwalter Stove Co. 7, 87, 8, 98, 9, 207, 287, 208, 298, 209, Pl. & Dx. Right end lining is iron. Iron end not sent on an order for linings unless specially ordered.
- 6 Sun Crescent (Range) H. N. Clark Co. 7-16, 8-16, Pl. & Da.

- 6 Sunburst (Range) O. G. Thomas. When ordering brick tell style of grate. 7-18, 8-18, 8-20, 9-20, Pl., Tri., Dx. & D. C. See Royal Sunburst Range.
- 6 Sunlight (Wood Cottage) Somersworth Machine Co. 21, 23, 25.

- 6 Sunny Glenwood (Range) Weir Stove Co. 7, 80, 8, 90, 107, 180, 108, 190, Pl., Tri. & Da. When ordering brick tell style of grate. 207, 280, 208, 290, 307, 380, 308, 390, 407, 480, 408, 490, Pl., Tri. & Da. 590-18, 590-20, Pl., Tri. & Da.

- 6 Sunny Glenwood (Parlor) Weir Stove Co. 12, 14, 16*, D. C.
- 6 Sunny Hearth (Open Grate) Southard, Robertson & Co. 2, 3, 4, Pl.
- 6 Sunny Welcome (Parlor) S. M. Howes Co. 10, 11, 12, 14, 20, 22, 24, 28, D. C.

- 6 Sunrise (Range) Weir Stove Co. Give date. 6, 6½, 70, 7, 80, 8, 90, Pl., Magic & Tri. 93*, Pl. & Tri. When ordering brick tell style of grate.

- 5 Sunrise (Range) Floyd, Wells Co. 7, 18, 37, 8, Pl. 77, 78, 27, 88, Dx. Right end lining is iron. Iron end not sent on an order for linings unless specially ordered.

- 5 Sunrise B (Range) Floyd, Wells Co. 7, 18, 37, 8, Pl. 77, 78, 27, 88, Dx. Right end lining is iron. Iron end not sent on an order for linings unless specially ordered.

- 5 Sunset (Range) Floyd, Wells Co. 6, 17, 7, 18, 37, 8, Pl. 66, 77, 67, 78, 27, 88, Dx. Right end lining is iron. Iron end not sent on an order for linings unless specially ordered.

- 5 Sunset B (Range) Floyd, Wells Co. 17, 7, 18, 37, 8, Pl. 66, 67, 77, 78, 27, 88, Dx. Right end lining is iron. Iron end not sent on an order for linings unless specially ordered.

SUNSHINE RANGES. Reading Stove Works, and Orr, Painter & Co.

Give full name of range as follows:

Asia Sunshine	Famous Sunshine	Kitchen Sunshine	Pearl Sunshine
Atlas Sunshine	Glad Sunshine	Magic Sunshine	Perfect Sunshine
Cheerful Sunshine	Glen Sunshine	Model Sunshine	Ruby Sunshine
Claire Sunshine	Home Sunshine	Mystic Sunshine	Sterling Sunshine
Colonial Sunshine	Household Sunshine	New Sunshine	Thermal Sunshine
Domestic Sunshine	Ideal Sunshine	Novel Sunshine	Thistle Sunshine
Famaly Sunshine	India Sunshine	Oxford Sunshine	True Sunshine, etc

Ranges are listed under their first names.

SUNSHINE PARLORS. Reading Stove Wks. and Orr, Painter & Co.

See Daisy Sunshine, Gay Sunshine, Gem Sunshine & Hot Sunshine Parlors.

- 6 Sunshine (Parlor) Smith & Anthony Co. 11, 13, 15*, D. C.
- 6 Sunshine (Wood Parlor) Portland Stove Foundry Co. 22, 25.
- 6 Sunshine Oak (Oak) Reading Stove Works. 12, 14, 16, 18, 20, 112, 114, 116, 118, 120, 314, 316, 318, 320, 322, D. C.

- 6 414, 416, 418, 420, 422, Dx. 514, 516, 518, 520, 522, D. C.
- 6 614, 616, 618, 620, 622, Dx.
- 6 140, 160, 180, 200, 141, 161, 181, 143, 163, 183, D. C.
- 6 142, 162, 182, 144, 164, 184, Dx.

- 6 Sunshine (Laundry) Reading Stove Works. 11, 12, 13, 14, 15, 16, Pl.
- 6 Sunshine Radiator (Cannon) Reading Stove Works. 513, 515, 517, 520, 524, D. C. 613, 615, 617, 620, 624, Dx.

- 6 Superb (Range) Somerset Co-op. Foundry Co. 7, 8, Pl.
- 6 Superb (Range) Union Furnace Co. 7, 8, Pl. Front lining is iron.
- 6 Superb Crescent (Range) H. N. Clark Co. 408, 498, Dx.
- 6 Superb Household (Range) White, Warner & Co. 7-80, 8-85, 8-90, 9-95, 7-81, 8-86, 8-91, 9-96, Pl., White, Da., Tri. & Dx.

- 6 Superb Hub (Parlor) Smith & Anthony Co. 11, 13, 15*, D. C.
- 6 Superb Stewart (Range) Fuller & Warren Co. End linings are iron. Iron ends not sent on an order for linings unless specially ordered.

- 6 71-18, 81-18, 81-20, 91-20, Da., Tri. & Dx. No plain grate.
- 6 83-18, 83-20, 93-20, 84-18, 84-20, 94-20, 284-20, 294-20, Pl., Da., Tri. & Dx. 8-18, Da., Tri. & Dx.

- 6 Superior (Range) Dighton Furnace Co. Is front lining iron or brick? 6, Pl. 7, 8, 9, Pl. & Dx. When ordering brick tell style of grate.

- 6 Superior (Range) Magee Furnace Co. Inc. 388, 389, Pl., Da. & Tri. Right end linings for No. 5 coil is iron. Iron end not sent on an order for linings unless specially ordered.

- 6 Superior (Wood Box Stove) Portland Stove Foundry Co. 12, 18, 23, 26, 30, 36.
- 6 Superior Oak (Oak) W. J. Hammett. 11, 13, 15, 17, 19, D. C.

- 6 Superior Crescent (Range) H. N. Clark Co. 8-20, Pl. & Tri. 108-20X, Pl., Da., Tri. & Dx.
- 4 Supreme (Range) Union Furnace Co. 7, 8, Pl. Front lining is iron.

- 5 Supreme (Range) Barstow Stove Co. Right end lining is iron. 17, 7, 18, 8, Pl. & Dx. When ordering brick tell style of grate.

- 6 Supreme Herald (Coal & Gas Range) O. G. Thomas Co. 8-18, Pl., Da. & Tri.
- 5 Sure Bengal (Range) Floyd-Wells. Right end lining is iron. Iron end not sent on an order for linings unless specially ordered.

- 6 7061, 8061, 7081, 8081, 9001, 8002, 8063, 8083, 9083, 8004, 9004, Tri. 7661, 8661, 7681, 8681, 9481, 8602, 9602, 7683, 8683, 9483, 8604, 9604, Dx.

- 5 Sure Irving (Range) Floyd, Wells Co. Right end lining is iron. Iron end not sent on an order for linings unless specially ordered.
- 6 7-16, 8-16, 7-18, 8-18, 8-20, 9-20, Dx. 76-16, 86-16, 76-18, 86-18, 94-18, 86-20, 96-20, Dx. 80-18, 80-20, 90-18, 90-20, Tri.

- 4 Surprise (Range) Walker, Pratt & Co. 7, 8, Pl.
- 6 Sutubra Grand (Range) Ellis Foundry Co. 7-18, 8-18, 8-20, Pl., Tri. & D. C. When ordering brick tell style of grate.

- 6 Swan (Range) O. G. Thomas. 7-18, 8-18, 8-20, Pl., Tri., Da. & D. C. When ordering brick tell style of grate.
- 6 Swan (Range) Dighton Furnace Co. 7-18, 8-18, 8-20, Pl. & Dx. When ordering brick tell style of grate.

- 6 Sweetmeat (Confectioner's Stove) A. C. Barstow. 1, 2, 3, Pl.
- 6 Sweetmeat (Confectioner's Stove) Barstow Stove Co. 1, 2, 3, Pl. 10, 20, 30, D. C.
- 6 Swift (Globe) Reading Stove Works. 1, 2, 3, 4, Pl.

- 4 Sylvan (Range) Somersworth Machine Co. 7, 8, Pl. Front lining is iron.
- 5 Sylvan Canopy (Range) Buckwalter Stove Co. Right end lining is iron. Iron end not sent on an order for linings unless specially ordered.

- 6 7 16, 8-16, 7-18, 8-18, 9-18, 8-20, 9-20, 71-16, 81-16, 71-18, 81-18, 91-18, 81-20, 91-20, 72-16, 82-16, 72-18, 82-18, 92-18, 82-20, 92-20, Pl. & Dx.
- 6 Tailor's Oven A. C. Barstow. 2, 3, Pl.

- 6 Tailor's Oven Barstow Stove Co. 2, 3, Pl. 20, 30, D. C.
- 6 Tailor Stove (Laundry) New York Stove Works & Mohegan Stove Co. 10, 15, Pl.
- 6 Tailor Stove (Laundry) S. M. Howes Co. 10, 15, Pl.
- 6 Tallisman (Parlor) Plymouth Stove Foundry. 2, 3, 11, 14, D. C.

- 6 Tall Oak (Oak) Floyd, Wells Co. 12, 14, 16, 18, 22, 24, 26, 28, 32, 34, 36, 38, 42, 44, 46, 48, 52, 54, 56, 58, 62, 64, 66, 72, 74, 76, D. C.

- 6 Taunton Portable Galvanized Oven. Taunton Iron Works. Stove — Coal — 1, 2, 3*, 4*, 5*, Wood — 1, 2, 3.
- 6 Oven — Coal — 4*, 5*, 6*, 7*, 8*, 9*, 10*. Wood — 2, 3, 4, 5, 6, 7, 8, 9, 10.

- 6 Taunton (Range) Cobb Stove & Machine Co. 7, 8, Pl.
- 6 Taunton Clipper (Range) Taunton Iron Works. 7-18, 8-18, 8-20, Pl., Da. & Tri.
- 6 Taunton Empire B (Range) S. M. Howes Co. & Taunton Iron Works. 7-18, 8-18, 8-20, 9-20, Pl., Da. & Tri.

- 6 Taunton Home B (Range) S. M. Howes Co. & Taunton Iron Works. 7-18, 8-18, 8-20, 9-20, Pl., Da., Tri. & D. C. When ordering brick tell style of grate.

- 6 Taunton National A (Range) S. M. Howes Co. & Taunton Iron Works. 7-18, 8-18, 8-20, 9-20, Pl., Da., Tri. & D. C. When ordering brick tell style of grate.

ORDER ALL WATERFRONTS & COILS FROM US

STOVE AND RANGE REPAIRS

- 6 Taunton Pride (Range) No. Dighton Stove Co. 8-18, 8-20, Pl. & Tri.
 6 Taunton Princess (Range) Taunton Iron Works. 7-18, 8-18, 8-20, Pl., Da. & Tri.
 6 Taunton Victor A (Range) Taunton Iron Works & S. M. Howes Co. 7-18, 8-18, 8-20, 9-20, Pl., Da. & Tri.
 6 Taylor Grand (Range) No. Dighton Co-op. Stove Co. 7-18, 8-18, 8-20, Pl., Tri. & D. C. *When ordering brick tell style of grate.*
 5 Terrace City (Range) Raymond Mfg. Co. 7-14, 7-16, 8-16, 7-18, 8-18, 8-20, 9-20, Pl. & Dx. *Right end lining is iron. Iron end not sent on an order for linings unless specially ordered.*
 5 Tessier Beauty (Range) Floyd, Wells Co. 7, 18, 8, 19, Dx. *Right end lining is iron.*
 6 Tessier Grand (Range) Somersworth Foundry Co. *Has range a Handy Feed!* 7-18-03, 8-18-03, 828-03, 7-18-4, 828-4, Pl., Magic, Da. & Tri.
 6 Thames (5 Hole Range) Richmond Stove Co. 7, 8, Pl.
 6 Thames (Range) Stamford Foundry Co. 7, 8, 77, 88, Pl. & Dx.
 6 The Adams (Range) Taunton Iron Works. 7-18, 8-18, 8-20, Pl., Tri. & Da.
 5 The Allen (Range) N. Y. Holloware Co. *Right end lining is iron.* 7-16, 8-16, 7-18, 8-18, 9-18, 8-20, 9-20, 7-116, 8-116, 7-118, 8-118, 9-118, 8-120, 9-120, Dx.
 4 The Best (Range) Leonard Co-op. Foundry Co. 7, 8, Pl. *Front lining is iron.*
 6 The Billings (Range) Reading Stove Works. 7, 18, 8, 7-18, 8-18, 8-20, Pl. & Dx.
 6 The Century (Parlor) Century Stove Co. 10, 12, 14, D. C.
 5 The Demoulded Art (Range) Taunton Iron Wks. 7-18, 8-18, 8-20, Pl., Tri. & Da.
 6 The Earth (Range) Leonard Co-op. Foundry Co. 7-18, 8-18, 8-20, Pl.
 6 The Fair Art (Range) Taunton Iron Works. 7-18, 8-18, 8-20, Pl., Tri. & Da.
 6 The Harris (Range) Taunton Iron Works. 7-18, 8-18, 8-20, 9-20, 9-24*, Pl.
 6 The Latest (Range) O. G. Thomas. 7, Pl. *Has range 5 or 6 holes!*
 6 The Latest (Range) Warren Foundry Co. 7-18, 8-20, Pl.
 6 The Leader (Parlor) H. N. Clark Co. 9, Pl. 10, 11, 12, 14*, 16*, D. C.
 6 The Rand (Range) Smith & Anthony Co. 7-14, Pl.
 6 The Trask (Range) Reading Stove Works. 7, 18, 8, 19, Pl. & Dx.
 6 The Walker (Range) H. E. Walker & Co. 7-18, 8-20, Pl.
 5 Thermal Sunshine (Range) Reading Stove Works. *Iron end not sent on an order for linings unless specially ordered.*
 Left Hand Fire Box — *Right end lining is iron.*
 327, 338, 328, 339, 372, 383, 382, 393, Dx. *No plain grate.*
 Right Hand Fire Box — *Left end lining is iron.*
 427, 438, 428, 439, 472, 483, 482, 493, Dx. *No plain grate.*
If letter "A" or "B" appears on range, be sure to so state.
 6 Thistle (Range) Leonard Co-op. Foundry Co. 7-18, 8-18, 8-20, Pl.
 5 Thistle Sunshine (Range) Reading Stove Works. *Right end lining is iron. Iron end not sent on an order for linings unless specially ordered.*
 7-16, 8-16, 7-18, 8-18, 9-18, 8-20, 9-20, 7-116, 8-116, 7-118, 8-118, 9-118, 8-120, 9-120, 7-16, 8-16, 7-18, 8-18, 8-20, 9-20, 16-7, 16-8, 18-7, 18-8, 18-9, 20-8, 20-9, 116-7, 116-8, 118-7, 118-8, 118-9, 120-8, 120-9, Dx.
 6 Tidy (Range) Smith & Anthony Co. 7-14, 7-16, 7-18, 8-18, Pl.
 Tidy (Parlor) Highland Foundry Co. 1, 2, 3, Pl. *Has it an anti clinker grate!*
 Tiger (Globe) Keeley Stove Co. 3, 4, 5, 6, Pl.
 Tiger (Water Laundry) Danville Stove & Mfg. Co. 8, D. C.
 Tiger (Cast Iron Air Tight) F. E. Grinnell. 18, 21, 25.
 Times (Parlor) Somerset Co-op. Foundry Co. 2, 3, 4*, Pl.
 Times Fruiter (Confectioner's Stove) Syracuse Stove Works. 10, 12, 14, Pl.
 6 Times (Range) Somerset Co-op. Foundry Co. 7-16, 7-18, 8-20, Pl.
 4 Times (Range) O. G. Thomas. 7, 8, Pl. *Front lining is iron.*
 4 Times Crescent (Range) O. G. Thomas. 7-14, 7-16, 8-16, 7-18, 8-18, Pl. & Tri. *End linings are iron. Iron ends not sent on an order for linings unless specially ordered.*
 4 Times Fireside (Range) O. G. Thomas. 7-14, 7-16, 8-16, 7-18, 8-18, Pl. & Tri. *End linings are iron. Iron ends not sent on an order for linings unless specially ordered.*
 4 Times Herald (Range) O. G. Thomas. 7-14, 7-16, 8-16, 7-18, 8-18, Pl. & Tri. *End linings are iron. Iron ends not sent on an order for linings unless specially ordered.*
 Tip Top (Open Grate) H. N. Clark Co. 1, 2, 3, Pl.
 6 Tip Top (Range) Somersworth Machine Co. 7, 8, Pl.
 6 Tip Top Improved (Range) Somersworth Machine Co. 7, 8, Pl.
 5 Token (Range) Dighton Furnace Co. 7-16, 7-18, 8-18, Pl. *Right end lining is iron. Iron end not sent on an order for linings unless specially ordered.*
 Toledo (Parlor) G. W. Bowers. 2, 3, Pl.
 Trainman (Car Stove) Stamford Foundry Co. 12, Pl.
 6 Trask Grand (Range) Reading Stove Works. 7-18, 8-18, 8-20, D. C. & Dx.
 5 Trask's Mystic (Range) Reading Stove Works. 7-18, 8-18, 8-20, Pl. & Dx. *Right end lining is iron.*
 See The Trask Range.
 Treasure (Parlor) Peninsular Stove Co. 11, 12, 14, D. C.
 Treasure Crawford (Parlor) Walker & Pratt Mfg. Co. 10, 12, 14, 110, 112, 114, D. C.
 6 Tremont (Range) Pilgrim Foundry Co. 7-18, 8-18, 8-20, Pl., Magic & Da.
 4 Tremont (Range) Leonard Co-op. Foundry Co. 7, 8, Pl. *Front lining is iron.*
 Tremont (Parlor) Magee Furnace Co. 1, 2, 3, Pl.
 Tremont Oak (Oak) Magee Furnace Co. 120, 140, 160, 180, D. C.
 Tremont Oak (Oak) S. M. Howes Co. 210, 212, 214, 216, 218, D. C.
 4 Tribune (Range) Pratt & Wentworth. 7, 8, Pl. *Front lining is iron.*
 Trilby Manhattan (Parlor) E. Munsell & Co. & Manhattan Stove Co. 8, 9, 10, 11, 12, 14, Pl. & D. C.
 6 Triple Crawford (Coal & Gas Range) Walker & Pratt Mfg. Co. 8, Pl. & Da.
 6 Triumph (Range) Richmond Stove Co. 7, 80, 8, 90, Pl. & Dx.
 6 Triumph (Parlor) Somersworth Machine Co. 2, 3, Pl.
 Trojan (Wood Box Stove) Fuller & Warren Co. 16, 20, 25, 31, 38.
 6 Trophy (Range) Richmond Stove Co. 77, 88, Pl.
 6 Trophy Richmond (Range) Barstow Stove Co. 7, 8-18, 8, Pl., Da. & Tri.
 6 Tropic (Range) T. Gaffney & O. G. Thomas. 7, Pl. *Has range 5 or 6 holes!*
 6 Tropic Crawford (Parlor) Walker & Pratt Mfg. Co. 10, 12, 14, 110, 112, 114, D. C.
 True Oak (Oak) Floyd, Wells Co. 32, 34, 36, 52, 54, 56, D. C.
 5 True Irving (Range) Floyd, Wells Co. 7, 18, 8, 19, Dx. *Right end lining is iron. Iron end not sent on an order for linings unless specially ordered.*
 5 True Sunshine (Range) Reading Stove Works. 71, 81, Pl. & Dx. *Right end lining is iron. Iron end not sent on an order for linings unless specially ordered.*
 Truly (Globe) Abendroth Bros. 3, 4, 5, 6, 7, 8, 9, Pl. *Give diameter of grate.*
 5 Trusty Lafayette (Range) Fuller & Warren Co. 7-16, 8-18, Da., Tri. & Dx. *Right end lining is iron. Iron end not sent on an order for linings unless specially ordered.*
 6 Tucker (Range) Eagle Stove Foundry Co. 7, 8, Pl. *Is front lining iron or brick?*
 6 Twentieth Century (Range) Century Stove Co. 7-18, 8-18, 8-20, Pl., Magic, Tri. & D. C. *When ordering brick tell style of grate.*
 6 Twin Kineo (Coal and Gas Range) Noyes & Nutter Mfg. Co. 8-20, Pl., Da. & Tri.
 Two-Bees (Parlor) Burden Bryant Co. 8, 9, 10, 11, 12, 14, Pl. 109, 129, 149, D. C.
 Two-Bees Oak (Oak) Burden-Bryant Co. 11, 13, 15, 17, 19, D. C.
 Two-Bees (Laundry) Burden-Bryant Co. 19, Pl.
 6 Two Orphans (Range) Dighton Furnace Co. 7-18, 8-18, 8-20, 9-20, Pl., Tri. & Dx. *When ordering brick tell style of grate.*
 Ulster (Cannon) Keeley Stove Co. 13, 15, 17, 20, Pl. 23, 25, 27, 30, D. C. *See Columbian Ulster (Cannon)*
 6 Umpire (Range) Barstow Stove Co. 1, 1½, Pl. 2, 3, 3½, 4, Pl. & Dx.
 Una Eclipse (Oak) H. N. Clark Co. & Eclipse Stove Co. 11, 13, 15, D. C.
 6 Uncle Nick (Range) Stamford Foundry Co. 7, 8, 77, 88, Pl. & Dx. 17, 18, Pl., Tri. & Dx. 7-18, 8-18, 8-20, Pl., Magic & Da. 72-6, 82-6, 83-6, Pl. 6-27, 6-28, 6-38, Tri. 27-6, 28-6, 38-6, Da.
 6 Union (Range) Union Furnace Co. & Cobb Stove & Machine Co. 7, 8, Pl.
 Union (Range) O. G. Thomas. 7, Pl. *Has range 5 or 6 holes?*
 6 Union (Range) O. G. Thomas. 7-18, 8-18, 8-20, Pl., Tri., Da. & D. C. *When ordering brick tell style of grate.*
 6 Union (Range) Weir Stove Co. 7, 8, Pl. *Is back shank on grate or bed?*
 See Our Union Range.
 6 Union (Range) Magee Furnace Co. Inc. 278, 288, 8-18, 8-20, 108, Pl., Da. & Tri. *Right end lining for No. 5 coil is iron. Iron end not sent on an order for linings unless specially ordered.*
 5 Union (5 Hole Range) Union Stove Wks. 6, 7, 8, Pl. *Right end lining is iron. Iron end not sent on an order for linings unless specially ordered.*
 5 Union (Range) S. M. Howes Co. 7, Pl. *Right end lining is iron. Iron end not sent on an order for linings unless specially ordered.*
 6 Union B (Range) Cobb Stove & Machine Co. 7, 8, Pl.
 Union (Globe) Waverly Heating Supply Co. 4, 5, 6, 7, Pl.
 Union (Laundry) Union Stove Works. 1, 2, 3, 4, Pl. *No brick lining.*
 Union Heater (Laundry) Richardson & Boynton Co. 1C, D. C.
 Union (Parlor) O. G. Thomas. 8, 9, Pl. 10, 12*, 14*, D. C.
 Union Oak (Oak) Union Stove Works. 11, 13, 15, 17, D. C.
 Union Oak (Oak) Magee Furnace Co. 12, 14, 16, D. C.
 Union (Wood Parlor) Magee Furnace Co. 19, 22, 24, 221, 241.
 6 Union Bay State (Range) Barstow Stove Co. 6, 7-16, 7, 8-18, 70-18, 80-18, Pl.
 6 Union Grand (Range) Cobb Stove & Machine Co. 7, 8, Pl.
 6 Union Grand (Range) Union Stove Works. 7-16, 7-18, 8-18, 8-20, 9-20, Pl. & Da.
 6 Union Grand (Range) Dighton Furnace Co. 7-18, 8-18, 8-20, Pl. & Tri.
 6 Union Hall (Range) Smith & Anthony Co. 7-18B, 8-20B, Pl., Non. & Tri.
 6 Union Hub (Range) Smith & Anthony S. Co. 6-18, 70-18, 7-18, 8-20, Pl. & Tri.
 6 Union Hub B (Range) Smith & Anthony Co. 7-18B, 8-20B, Pl., Non. & Tri.
 6 Union Hub 1907 (Range) Smith & Anthony Co. 7-18B, 8-20B, Pl., Non. & Tri.
 6 Union Wincroft (Range) Wincroft Stove Works. 77A, 7A, 8A, Da.
 6 United Brookline (Coal and Gas Range) Boston Stove Foundry Co. 882, 281-2, Pl., Da., & Tri.
 6 United Federal (Coal and Gas Range) Boston Stove Foundry Co. 882, 281-2, Pl., Da. & Tri.
 6 United Fenway (Coal and Gas Range) Boston Stove Foundry Co. 882, 281-2, Pl., Da. & Tri.
 6 United Glenway (Coal and Gas Range) Boston Stove Foundry Co. 882, 281-2, Pl., Da. & Tri.
 6 United Hub (Coal & Gas Range) Barstow Stove Co. 1880, 1881, 1882, 1883, 2882, 2883, 8-18, 188, Multiple Revolving Grate. 1882E, 1883E, 8-18E, Multiple Revolving Grate.
 6 United National (Coal and Gas Range) Boston Stove Foundry Co. 882, 281-2, Pl., Da. & Tri.
 6 United Perfection (Coal & Gas Range) Boston Stove Foundry Co. 882, 281-2, Pl., Da. & Tri.
 6 United Premier (Coal & Gas Range) Boston Stove Foundry Co. 882, 281-2, Pl., Da. & Tri.
 6 United Windsor (Coal and Gas Range) Boston Stove Foundry Co. 882, 281-2, Pl., Da. & Tri.
 6 Unity Fairmount (Coal & Gas Range) Leonard & Baker Stove Co. 800, 880, Pl., Da., Tri. & Dx.
 Up to Date (Range) Summit Foundry Co.
 6 Upton (Range) O. G. Thomas. 7, Pl. *Has range 5 or 6 holes!*
 4 Useful (Range) Magee Furnace Co. 6, Pl.
 6 Usher (Range) Union Furnace Co. 7, 8, Pl.
 4 Utility Acorn (Range) Rathbone, Sard & Co. *End linings are iron. Iron ends not sent on an order for linings unless specially ordered.*
 6270, 6280, 6380, 6390, 6279, 6289, 6389, 6399, 6284, 6384, 6394, Dx.
 Vale Oak (Oak) Buckwalter Stove Co. *Is stove blacked or enameled?* 11, 13, 15, 17, 22, 26, 30, 34, 115, 117, D. C. 215, 217, 230, 234, 315, 317, Dx.
 6 Valiant (Parlor) Leonard Co-op. Foundry Co. 10, 12, 16, Pl.
 6 Valiant (Range) Leonard Co-op. Foundry Co. 7-18, 8-18, 8-20, Pl.
 6 Valiant B (Range) Leonard Co-op. Foundry Co. 7-18, 8-18, 8-20, Pl.
 6 Valiant Grand (Range) Leonard Co-op. Foundry Co. 7-18, 8-18, 8-20, Pl., Tri. & D. C. *When ordering brick tell style of grate.*
 6 Valid (Range) Plymouth Foundry Co. 7-16, 8-16, Pl.
 4 Valley Novelty (Range) A. Cox Stove Co. 70-18, 80-18, 80-20, 90-20, Dx. *End linings are iron. Iron ends not sent on an order for linings unless specially ordered.*
 4 Valley Novelty A (Range) A. Cox Stove Co. 72-18, 82-18, 82-20, 92-20, Dx. *End linings are iron. Iron ends not sent on an order for linings unless specially ordered.*
 6 Vendome (Range) Magee Furnace Co. 7, 8, Pl.
 Vendome (Parlor) Magee Furnace Co. 2, 3, 4*, 5*, 6*, Pl. & D. C.
 Vent Oak (Oak) Floyd, Wells Co. 12, 14, 16, 18, 22, 24, 26, 28, 32, 34, 36, 38, 42, 44, 46, 48, 52, 54, 56, 58, D. C.
 6 Vernon (Range) O. G. Thomas. 7-18, 8-18, Pl.
 Vesta (Open Grate) Fuller & Warren Co. 2, 3.
 Vesuvius Oak (Oak) Floyd, Wells & Co. 14, 16, 18, 24, 26, 28, D. C.

VICTOR RANGES.

Walker & Pratt Mfg. Co.

Give full name of range as follows:

Victor Countess, Victor Duchess, Victor Monarch or Victor Queen Range.
 Ranges are listed under their first names.
 If range has enamel finish be sure to so state.

- 6 Victor (Range) Lord & Stone. 8, Pl.
 6 Victor (Range) O. G. Thomas. 7-18, 8-18, 8-20, Pl.
 6 Victor B (Range) O. G. Thomas. *When ordering brick tell style of grate.* 7-18, 8-18, 8-20, 9-20, Pl., Tri., Dx. & D. C.
 Victor (Sheet Iron Air Tight) H. N. Clark Co. 016, 018, 18, 20, 22, 24, 26.
 Victor (Parlor) O. G. Thomas. 11, 12, Pl.
 Victor Oak (Oak) O. G. Thomas. 12, 14, D. C. *Is grate shank round or flat?*
 Victor Oak (Oak) Victor Stove Co. & S. M. Howes Co. 210, 212, 214, 216, 218, D. C. 510, 512, 514, 516, 518, 518½, D. C. 17, 19, 21, Tri.
 Victor Oak (Oak) Toledo Stove & Range Co. 11, 13, 15, 17, 19, D. C.
 6 Victor Art (Range) O. G. Thomas. 7-18, 8-18, 8-20, Pl.
 Victor Cottage (Wood Parlor) S. M. Howes Co. 21, 23, 25.
 6 Victor Countess (Range) Walker & Pratt Mfg. Co. 7-18, 8-18, 8-20, 9-20, Pl. & D.
 6 Victor Crescent (Range) O. G. Thomas & H. N. Clark Co. 7-18, 8-18, 8-20, Pl.

STOVE AND RANGE REPAIRS

- 6 Victor Duchess (Range) Walker & Pratt Mfg. Co. 7-18, 8-18, 8-20, 9-20, Pl., Da. & Tri.
- Victor Gem (Parlor) Walker & Pratt Mfg. Co. 110, 112, 114, D. C.
- 6 Victor Glendale (Range) Somerset Stove Foundry Co. 7-18, 8-18, 8-20, 7-118, 8-118, 8-201, Pl., Da. & Tri.
- 6 Victor Grand (Range) O. G. Thomas. *When ordering brick tell style of grate.* 7-18, 8-18, 8-20, 9-20, Pl., Tri., Dx. & D. C.
- 6 Victor Herald (Range) O. G. Thomas. 7-18, 8-18, 8-20, Pl.
- 6 Victor Herald (Coal & Gas Range) O. G. Thomas Co. 8-18, 18-20, Pl., Da. & Tri.
- Victor Herald (Parlor) O. G. Thomas. 10, 12, 14*, D. C.
- 6 Victor Hub (Range) Smith & Anthony S. Co. 7-18, 8-20, 7-18B, 8-20B, Pl., Tri. & Non.
- Victor Junior Oak (Oak) Victor Stove Co. 11, 13, 15, 17, D. C.
- 6 Victor Monarch (Range) Walker & Pratt Mfg. Co. 7-18, 8-18, 8-20, 9-20, Pl., Da. & Tri.
- 6 Victor Queen (Range) Walker & Pratt Mfg. Co. 7-18, 8-18, 8-20, 9-20, Pl., Da. & Tri.
- Victor Ruby (Parlor) Walker & Pratt Mfg. Co. 110, 112, 114, D. C.
- 4 Victor Stewart (Range) Fuller & Warren Co. 8-18, 8-20, 9-20, Da., Tri. & Dx. *End linings are iron. Iron ends not sent on an order for linings unless specially ordered.*
- 6 Victor Torrid (Parlor) Walker & Pratt Mfg. Co. 110, 112, 114, D. C.
- 6 Victor Waverly (Range) See Waverly Victor.
- 6 Victoria (Range) Magee Furnace Co. 772, 872, 879, 882, 892, 773, 873, 883, 893, Pl., Da. & Tri. *Right end lining for No. 5 coil is iron. Iron end not sent on an order for linings unless specially ordered.*
- 5 Victoria (Range) Buckwalter Stove Co. *Right end lining is iron. Iron end not sent on an order for linings unless specially ordered.* 207, 208, 307, 308, 71-16, 81-18, Pl. & Dx. *Left or right hand fire box!*
- 6 Victoria (Range) E. B. Colby & Co. 7-16, 8-16, 7-18, 8-18, 8-20, 9-20, Da.
- 6 Victory (Range) O. G. Thomas. 7-18, 8-18, 8-20, Pl.
- 4 Victory (Range) Cove Foundry & Machine Co. 7, 8, Pl. *Front lining is iron.*
- 6 Victory (Coal & Gas Range) Magee Furnace Co. Inc. 8, 181, 182, Pl., Da. & Tri.
- 6 Victory Crawford (Coal & Gas Range) Walker & Pratt Mfg. Co. 8, 800, Pl. & Da.
- 6 Victory Special (Range) Wincroft Stove Works. 4881, 4882, Da. 4883, 4884, Dx.
- Villa (Globe) Buckwalter Stove Co. 10, 11, 12, 14, 20, 22, 24, 28, 110, 111, 112, 114, 120, 122, 124, 128, Pl.
- 6 Villa Crawford (Range) Walker & Pratt Mfg. Co. 7-18, 8-18, 8-20, 9-20, Pl. & Da. *Grate Bed same for plain and dockash grates.*
- 6 Village Crawford (Range) Walker & Pratt Mfg. Co. 7-18, 8-18, 8-20, 9-20, Pl. & Da. *Grate Bed same for plain and dockash grates.*
- 6 Village Crawford Royal (Range) Walker & Pratt Mfg. Co. 7-18, 8-18, 8-20, 9-20, Pl. & Da. *Grate Bed same for plain and dockash grates.*
- 6 Vineyard (Range) O. G. Thomas. 7-18, 8-18, 8-20, Pl.
- 6 Vineyard (Range) Cobb Stove & Machine Co. 7, 8, Pl.
- 6 Viola (Range) Weir Stove Co. 6, 7, 7 1/2, 8, Pl. *Has range 5 or 6 holes!*
- 6 Volcano Oak (Oak) Gurney & Co. and Floyd, Wells & Co. 12, 14, 16, 18, 22, 24, 26, 28, 32, 34, 36, 38, 42, 44, 46, 48, 52, 54, 56, 58, D. C.
- 6 Volunteer (Range) Somerset Co-op. Foundry Co. 7, 8, Pl. & Dx.
- 6 Volunteer (Parlor) Taunton Iron Works. 12, 14*, Pl.
- 6 Vulcan (Parlor) Dighton Furnace Co. 2, 3, Pl.
- 6 W. A. Jeff's Grand (Range) O. G. Thomas. 7-18, 8-18, 8-20, Pl.
- 6 W. Glendale (Parlor) Somerset Stove Foundry Co. 10, 12, 14*, D. C.
- 6 Wachusett (Range) Lord & Stone. 8, 9, 9-02, Pl.


- 6 Walker Columbia (Range) Walker & Pratt Mfg. Co. 7-18, 8-18, 8-20, 9-20, Pl. & Triple.
- 6 Walker's Culinet (Range) Walker & Pratt Mfg. Co. 7-20*, 8-20*, 8-21*, 8-22*, 9-22*, Pl. & Triple.
- 6 Walker Grand (Range) Walker & Pratt Mfg. Co. 7-18, 8-18, 8-20, 9-20, Pl. & Triple.
- Walker Sub-Base Parlor (Wood Parlor) Walker & Pratt Mfg. Co. 2, 3, 20, 22.
- 6 Walkover (Range) Magee Furnace Co. 77, 78, 88, 89, Pl., Da. & Tri.
- 6 Waltham (Range) Dighton Furnace Co. 7-18, 8-18, 8-20, Pl. & Dx. *When ordering brick tell style of grate.*
- 6 Warner (Range) White, Warner & Co. 760, 865, 870, 975, Pl., White, Tri. & D. C. *When ordering brick tell style of grate.*
- 4 Warren (Range) Taunton Iron Works. 7, 8, Pl. *Front lining is iron.*
- 4 Warren Range (Brick Set Range) Fuller & Warren Co. 7-5*, 7x8-5*, 8x9-5*, 9-5*, 8-6*, 9-6*, Pl. *Give date. Has range five or six holes! Is front grate solid, sectional or does it contain brick!*
- 6 Warren Grand (Range) Warren Foundry Co. 7-18, 8-20, Pl.
- 6 Wasp (Range) Plymouth Stove Foundry Co. 7-16, 8-16, Pl.
- 6 Wave (Range) New England Stove Co. 7-18, 8-18, 8-20, Pl., Tri. & D. C. *When ordering brick tell style of grate.*

WAVERLY RANGES. Give full name as follows:


Art Waverly	Golden Waverly	Model Waverly	Prize Waverly
Boston Waverly	Home Waverly	New Waverly	Royal Waverly
Family Waverly	Ideal Waverly	New Waverly B	etc.

Ranges are listed under their first names.

COILS FOR WAVERLY RANGES



4 Pipe Front Coil (No. 4 Coil)



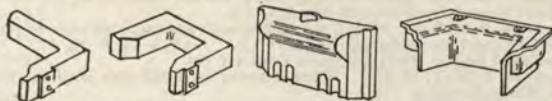
5 Pipe Extension Coil (No. 5 Coil)

- 6 Waverly (Range) Waverly Heating Supply Co. 81-18, 81-20, 81-18E, 81-20E, Pl., Da., Tri. & Multiple.
- 4 Waverly (Range) Leonard Co-op. Foundry Co. 7, 8, Pl. *Front lining is iron.*
- 5 Waverly (Range) Floyd, Wells & Co. *Right end lining is iron.* 7-18, 8-18, 8-20, Pl. & Dx. *When ordering brick tell style of grate.*
- 6 Waverly B (Range) Leonard Co-op. Foundry Co. 7, 8, Pl.
- 6 Waverly (Globe) Waverly Heating & Supply Co. 7, 8, 9, 10, 11, 12, Pl.
- 6 Waverly (Parlor) Plymouth Foundry Co. 9, 10, 11, 12, 14, D. C.
- 6 Waverly (Parlor) T. Gaffney & Co. 1, 2, 3, Pl.
- 6 Waverly (Square Parlor) Grander Stove Co. 10, 11, 12, 13, 20, 22, 24, 26, Dx. *See Prize Waverly Parlor.*
- 6 Waverly (Open Grate) Floyd, Wells & Co. 11, 13, 15, D. C.
- 6 Waverly (Wood Box Stove) Waverly Heating Supply Co. 18-A, 22-A, 26-A, 28-A, 32-A, 36-A.
- 6 Waverly A (Parlor) Leonard Co-op. Foundry Co. 10, 12, Pl.
- 6 Waverly B (Parlor) Ellis Foundry Co. 2, 3, Pl.
- 6 Waverly Cabinet (Range) Waverly Heating & Supply Co. 77, 78, 88, 89, Pl., Da. & Tri.
- 6 Waverly Duplex (Coal & Gas Range) Waverly Heating Supply Co. 880, Pl., Da., Tri. & Dx.
- 6 Waverly Gem (Range) New England Stove Co. 7-18, 8-18, 8-20, Pl., Tri. & D. C. *When ordering brick tell style of grate.*
- 6 Waverly Grand (Range) Leonard Co-op. Foundry Co. 7-18, 8-18, 8-20, Pl., Tri. & Dx. *When ordering brick tell style of grate.*
- 6 Waverly Imperial (Range) Waverly Heating & Supply Co. 8-20, 9-20, 8-21, 9-21, Pl., Magic & Da.
- 6 Waverly Jewel (Range) Waverly Heating & Supply Co. 72, 81, 82, Pl., Magic, Da. & Tri.
- 5 Waverly Junior (Range) Peckskill Stove Wks. 7, 8, Pl. *Give date. Is grate flat or dished?*
- 6 Waverly King (Range) Leonard Co-op. Foundry Co. 7-18, 8-18, 8-20, Pl., Tri. & Dx. *When ordering brick tell style of grate.*
- 6 Waverly Magic (Range) Waverly Heating & Supply Co. 77, 78, 88, 89, Pl., Da. & Tri.
- 6 Waverly Prince (Range) New England Stove Co. 7-18, 8-18, 8-20, Pl., Tri. & D. C. *When ordering brick tell style of grate.*
- 6 Waverly Queen (Range) Leonard Co-op. Foundry Co. 7-18, 8-18, 8-20, Pl., Tri., Dx. & D. C. *When ordering brick tell style of grate.*
- 6 Waverly Regal (Range) Waverly Heating & Supply Co. 72, 81, 82, 72HF, 82HF, Pl., Magic, Da. & Tri.
- 6 Waverly Special (Range) Waverly Heating Supply Co. 8-18, 8-20, Pl., Da., Tri. & Dx.
- 6 Waverly Victor (Range) Waverly Heating & Supply Co. 77, 78, 88, 89, Pl., Da. & Tri.
- 6 Waxall (Range) Taunton Iron Works. 7-18, 8-18, 7-20, 8-20, 9-20, 9-24*, Pl.
- 6 Webster (Range) Plymouth Foundry Co. 7, 8, Pl.
- 6 Webster B (Range) Plymouth Foundry Co. 7, 8, Pl.
- 6 Weiss Grand (Range) No. Dighton Co-operative Stove Co. 7-18, 8-18, Pl., Tri. & D. C. *When ordering brick tell style of grate.*
- 4 Welcome (Range) Leonard Co-op. Foundry Co. 7, 8, Pl. *Front lining is iron. See New Welcome Range.*
- 6 Welcome (Range) Plymouth Foundry Co. 7-16, 8-16, Pl. 7-18, 8-18, 8-20, Pl., Magic, Da. & Tri. *When ordering brick tell style of grate. Nos. 7-18, 8-18 & 8-20. — Has plain grate long or short shank?*
- 5 Welcome (Single Open Range) S. M. Howes Co. & Syracuse Stove Wks. 7, 8, 88, 9, Dx. *Right end lining is iron.*
- 4 Welcome (Double Open Ranges) S. M. Howes Co. & Syracuse Stove Wks. 8-20*, 9-20*, 8-21*, 9-21*, Dx.
- 6 Welcome B (Range) Leonard Co-op. Foundry Co. 7, 8, Pl.
- 6 Welcome (Parlor) Leonard Co-op. Foundry Co. 1, 2, 3, Pl.
- 6 Welcome (Parlor) Somersworth Machine Co. 2, 3, Pl. *See New Welcome Parlor.*
- 6 Welcome B (Parlor) Somersworth Machine Co. 2, 3, 4, D. C. *See New Welcome B Parlor.*
- 6 Welcome C (Parlor) S. M. Howes Co. 10, 12*, 13*, 14*, D. C.
- 6 Welcome Grand (Range) Somersworth Mach. Co. 7-18, 8-18, 8-20, 9-20, Pl. & Non. *Nos. 8-20 & 9-20. — Has plain grate thin or thick shank?*
- 6 Weldon (Range) Leonard Co-op. Foundry Co. 7, 8, Pl.
- 6 Well Done (Parlor) Highland Foundry Co. 2, 3, Pl. *Are bricks 2 or 3 tiers high?*

WALKER RANGES. Walker & Pratt Mfg. Co.

- 6 Walker Portable Range. Walker & Pratt Mfg. Co. 2, 3, 3 1/2, 4, 4 1/2, 5 1/2, 6 1/2, 18, 20, Pl. *See The Walker Range.*
- 2 Walker's Range (Brick Set) Walker & Pratt Mfg. Co. & G. W. Walker. *Front lining is iron* 7, 8, 9, Pl. *Has range 5 or 6 holes! Are warming closets over oven or beside fire box!* 4, 5, 6, 40, 50, 60, Pl.
- 6 Walker's Range (8 holes) Walker & Pratt Mfg. Co. 11, Pl.
- 6 Walker's Range (9 holes) Walker & Pratt Mfg. Co. 11, Pl.
- 6 Walker's Nine Hole Atlanta (Range) Walker & Pratt Mfg. Co. 11, Pl. & Triple.
- W. & P. French Range. Walker & Pratt Mfg. Co. 400, 410, 450, 460, 500, 510, Revolving Grate. *See cut.*
- W. & P. French Range. Walker & Pratt Mfg. Co. 3 1/2 ft., 4 ft., 5 ft., 5 1/2 ft., 6 ft., 7 ft., 8 ft., 9 ft. 3 1/2 ft., 5 ft. & 5 1/2 ft. *Revolving grate only.* 4 ft., 6 ft., 8 ft., & 9 ft., Flat (O. P.), Flat (1894), Triple & Revolving Grates. 7 ft., Flat (O. P.), Flat (1894), & Triple Gates. *Give date. Give length of range and style of waterback. See cuts.*

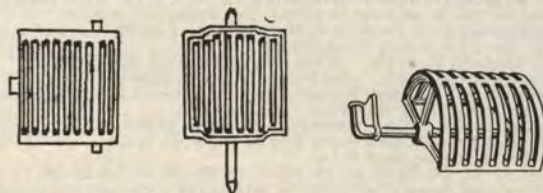
WATERBACKS FOR W. & P. FRENCH RANGES



1/2 Waterpot 1/2 Waterpot Flat Waterback Double Elbow Waterback

On the 1/2 waterpot give the length of both sides of waterpot.

GRATES FOR W. & P. FRENCH RANGES



Old Pattern Flat Grate 1894 Pattern Flat Grate Revolving Grate

- Walker (Oval Parlor) Walker & Pratt Mfg. Co. 2*, 3*, 4*, 5*, 6*, 7*, 21*, 31*, 41*, Pl.
- Walker (Round Parlor) Walker & Pratt Mfg. Co. 10*, 12*, 14*, 15*, 16*, 18*, 20*, Pl. 22*, 23*, 24*, 25*, 26*, 27*, 28*, D. C.
- Walker (Laundry) Walker & Pratt Mfg. Co. 1, 2, 4, 5, 6, 7, 8, 10, 12, 14, Pl.

WELLINGTON RANGES. Walker & Pratt Mfg. Co.

- See Duchess Wellington, Monarch Wellington and Queen Wellington Ranges.
- 5 Wellington (Range) Union Stove Works. 8-18, 8-20, Pl. & Tri. *Right end lining is iron. Iron end not sent on an order for linings unless specially ordered.*

STOVE AND RANGE REPAIRS

WENDELL RANGES. F. E. Grinnell & North Dighton Co-operative Stove Co.

Give full name of range as follows:

Cosey Wendell	Family Wendell	Modern Wendell	Queen Wendell
Crown Wendell	Gem Wendell	Palace Wendell	Royal Wendell, etc.

Ranges are listed under their first names.

WENDELL PARLORS. See Cosey Wendell, Gem Wendell and Palace Wendell Parlors.

- Wendell (Parlor) F. E. Grinnell. 4, 5, 6*, D. C. 20, 22, 24, 2, D. C.
- Wendell F (Parlor) F. E. Grinnell. 151^{2*}, 171^{2*}, D. C.
- Wendell R (Parlor) F. E. Grinnell. 110, 112*, 114^{2*}, D. C.
- Wendell S (Parlor) F. E. Grinnell. 110, 112*, 114^{2*}, D. C.
- Wendell Oak (Oak) F. E. Grinnell. 13, 14, 15, 16, 17, 18, D. C. 21, 23, 25, 27, 29 D. C.
- Wendell (Wood Parlor) F. E. Grinnell. 221, 241.
- Wendell (Laundry) F. E. Grinnell. 88, 188, D. C.
- Wendell Grand (Parlor) F. E. Grinnell. 10, 12, 14*, D. C.
- 6 Westery (Range) Somerset Co-op. Foundry Co. 7, 7 1/2, 8, 9, Pl.
- 6 Westfield (Range) Leonard Co-op. Foundry Co. 7-18, 8-18, 8-20, Pl., Tri. & Dx. When ordering brick tell style of grate.
- 6 Westgate (Range) Union Furnace Co. 7, 8 Pl. See New Westgate Range.
- 6 Weston (Range) O. G. Thomas. 7, Pl. Has range 5 or 6 holes†
- 6 Westport (Range) Seaside Foundry Co. 7-18, 8-18, 8-20, Pl. & Magic.
- 6 Westport (Range) J. & E. Davis. 7, 8, Pl. Is front lining iron or brick†
- 5 West Shore (Range) Littlefield Stove Co. 8-18, 8-20, 9-20, 9-22, Dx. Give letter. Is fire box on the right or left hand side of oven† On ranges with Left Hand Fire Box — Right end lining is iron. On ranges with Right Hand Fire Box — Left end lining is iron. Iron end not sent on an order for linings unless specially ordered.
- 5 West Shore Grand (Range) Littlefield Stove Co. 8-18, 8-20, 9-20, 9-22, Dx. Is fire box on right or left hand side of oven† On ranges with Left Hand Fire Box — Right end lining is iron. On ranges with Right Hand Fire Box — Left end lining is iron. Iron end not sent on an order for linings unless specially ordered.
- 6 Weybosset (Range) Barstow Stove Co. 8-10, Pl., Da. & Tri.
- 6 What Cheer (Range) Barstow Stove Co. 8-13, 8-19, 18-24, 81-24, Pl., Da. & Tri.
- 6 White Oak (Range) No. Dighton Co-operative Stove Co. 7-18, 8-18, 8-20, Pl., Tri. & Dx. & D. C. When ordering brick tell style of grate.
- 6 Wigwam (Range) O. G. Thomas. 7-18, 8-18, 8-20, Pl. & Tri. When ordering brick tell style of grate. See Our Wigwam Range.
- 6 Wildwood (Range) Smith & Anthony S. Co. 7-18, 8-20, Pl. & Tri.
- 6 Wildwood (Range) Dighton Furnace Co. 7, 8, Pl.
- 6 Will Hill (Range) Somersworth Machine Co. 7, 8, Pl.
- 6 William A (Range) M. A. Dary. 7-18, 8-18, 8-20, Pl.
- 6 Willimantic (Range) Dighton Furnace Co. 7-18, 8-18, 8-20, Pl. & Dx. When ordering brick tell style of grate.
- 6 Wilton (Parlor) Somerset Co-op. Foundry Co. (Oval)—1, 2, Pl. (Round)—2, 3, Pl.
- 4 Wilton (Range) M. A. Dary & Leonard Co-op. Fdy. Co. 7, 8, Pl. Front lining is iron. See New Wilton Range.
- 6 Wilton B (Range) M. A. Dary & Leonard Co-op. Fdy. Co. 7-18, 8-18, 8-20, Pl.
- 6 Wilton Grand (Range) New England Stove Co. 7-18, 8-18, 8-20, Pl., Tri. & Dx. When ordering brick tell style of grate.
- 4 Winchester (Range) Leonard Co-op. Foundry Co. 7, 8, Pl. Front lining is iron.

WINCROFT RANGES. Wincroft Stove Works.

Give full name of range as follows:

First name may appear on fire end jamb of range.

Cabinet Wincroft	Favorite Wincroft	Modern Wincroft	Royal Wincroft
Family Wincroft	Home Wincroft	Opal Wincroft	Standard Wincroft
Famous Wincroft	Ivy Wincroft	Palace Wincroft	Star Wincroft

Ranges are listed under their first names.

If range has enamel finish be sure to so state and tell color.

- 6 Wincroft (Range) Wincroft Stove Works. 188R, 182R, 192R, 188L, 182L, 192L, Da. 4881, 4882, Da.
- 6 Wincroft Victory Special (Range) Wincroft Stove Works. 4881, 4882, Da. 4883, 4884, Dx.

WINDSOR RANGES. Lakeside Foundry.

Beacon Windsor, Perfection Windsor, Pride Windsor, Windsor Cabinet Ranges. Ranges are listed under their first names.

- 6 Windsor (Range) O. G. Thomas. 7-18, 8-18, 8-20, Pl.
- 6 Windsor (Range) O. G. Thomas. 7-18, 8-18, Pl. Front lining is iron.
- 6 Windsor (Range) Plymouth Foundry Co. 7, 8, Pl.
- 6 Windsor (Range) Leonard Co-op. Foundry Co. 7, 8, Pl. Front lining is iron.
- 6 Windsor (Range) M. A. Dary & Dighton Furnace Co. 7-18, 8-18, 8-20, Pl. & Tri. When ordering brick tell style of grate.
- 6 Windsor (Range) Boston Foundry Co. 8-18, 8-20, Pl., Da. & Tri.
- 6 Windsor B (Range) M. A. Dary & Dighton Furnace Co. 7-18, 8-18, 8-20, Pl. & Tri.
- 6 Windsor B (Range) Boston Foundry Co. 18-18, 18-20, Pl., Da. & Tri.
- 6 Windsor (Double Oven Range) Stamford Foundry Co. 89^{2*}, 94^{2*}, Pl. & Tri.
- 6 Windsor Cabinet (Range) Lakeside Foundry. 7-18, 8-18, 8-20, 9-20, Pl., Da. & Tri.
- 6 Windsor Grand (Range) Dighton Furnace Co. 07-18, 08-18, 08-20, 09-20, 7-18, 8-18, 8-20, 9-20, Pl. & Tri.
- 6 Windsor Grand (Range) Boston Foundry Co. 208, Pl., Da. & Tri.
- 6 Wing's Beauty (Range) Somerset Stove Foundry Co. 7-18, 8-18, 8-20, Pl. & Tri. When ordering brick tell style of grate. Has elbow water front only. End linings to fit water front are iron.
- 6 Winner (Parlor) Plymouth Foundry Co. 8, 9, 10, 11, 12, Pl.
- 6 Winship (Range) Dighton Furnace Co. 7-18, 8-18, 8-20, 9-20, Pl. & Dx. When ordering brick tells tyle o grate.

WINTHROP RANGES. Dighton Furnace Co. & Dighton Foundry Co.

Give full name of range as follows:

Cabinet Winthrop	Grand Winthrop	Model Winthrop	Peerless Winthrop
Cottage Winthrop	Home Winthrop	Modern Winthrop	Prize Winthrop
Daisy Winthrop	Hotel Winthrop	New Winthrop	Royal Winthrop
Gem Winthrop	Ideal Winthrop	Our Winthrop	etc.
Governor Winthrop	Jewel Winthrop	Pearl Winthrop	

Ranges are listed under their first names.

- Winthrop (Range) Dighton Furnace Co. Is front lining iron or brick† 6, Pl. 7, 8, 9*, Pl. & Dx. When ordering brick tell style of grate.
- 6 Winthrop B (Range) Dighton Furnace Co. 7-18, 8-18, 8-20, 9-20, Pl., Tri. & Dx. When ordering brick tell style of grate.
- 6 Winthrop C (Range) Dighton Furnace Co. 7-18, 8-18, 8-20, 9-20, Pl., Tri. & Dx. When ordering brick tell style of grate.
- 6 Winthrop D (Range) Dighton Furnace Co. Does plain grate shake or only dump† 7-18, 8-18, 8-20, Pl. & Dx. When ordering brick tell style of grate.
- 6 Winthrop E (Range) Dighton Furnace Co. 7-18, 8-18, 8-20, Pl. & Dx. When ordering brick tell style of grate.
- 6 Winthrop F (Range) Dighton Furnace Co. 7-18, 8-18, 8-20, Pl. & Dx. When ordering brick tell style of grate.
- Winthrop (Parlor) Dighton Furnace Co. 3, 4, 5*, 13, 15, 17*, Pl. See New Winthrop and Royal Winthrop Parlors.
- Winthrop A (Parlor) Dighton Furnace Co. 13, 15, 17*, D. C.
- Winthrop Oak (Oak) Dighton Furnace Co. 14, 16, 18, 20, D. C.
- 6 Winthrop Grand (Range) Dighton Furnace Co. 7-18, 8-18, 8-20, 9-20, Pl., Tri. & Dx. When ordering brick tell style of grate. See Grand Winthrop Ranges.
- 6 Wise, Smith & Co. Model (Range) Pilgrim Foundry Co. Give date on shank pls† 7-18, 8-18, 8-20, Pl., Magic & Da.
- 6 Witch (Range) Dighton Furnace Co. 7-18, 8-18, 8-20, Pl. & Dx. When ordering brick tell style of grate.
- 6 Woodcock (Range) Plymouth Foundry Co. 7-16, 8-16, Pl. & Da. 7-18, 8-18, 8-20, Pl., Magic, Da. & Tri.
- Wood Air Tight (Air Tight) Stamford Foundry Co. 121, 124.
- Woodburn (Air Tight) H. N. Clark Co. & Buckwalter Stove Co. 216, 221, 225.

WOODFORD RANGES. Leonard & Baker Stove Co.

- See Cabinet Woodford Grand, City Woodford and Home Woodford Ranges.
- 6 Woodford (Range) Leonard & Baker Stove Co. 7-18, 8-18, 8-20, Pl., Da., Tri. & I
- 6 Woodford Coal-Gas (Coal & Gas Range) Leonard & Baker Stove Co. 880, 880, Pl., Da., Tri. & Dx.
- 6 Woodford Grand (Range) Leonard & Baker Stove Co. 7-18, 8-18, 8-20, 9-20, Pl., Da., Tri. & Dx.
- 6 Woodford Royal (Range) Leonard & Baker Stove Co. 7-18, 8-18, 8-20, Pl., Da., Tri. & Dx.
- 6 Woodford Supreme (Range) Leonard & Baker Stove Co. 7-18, 8-18, 108-20, 109-20, Pl., Da., Tri. & Dx.
- 6 Woodford Wonder (Coal & Gas Range) Leonard & Baker Stove Co. 880, Pl., Da., Tri. & Dx.
- 6 Woodland (Range) S. M. Howes Co. 7, 80, 8, Pl.

WOODLAND RANGES. Leonard & Baker Stove Co.

- 6 Woodland A (Range) Leonard & Baker Stove Co. 8-18, 8-20, Pl., Da., Tri. & I
- 6 Woodland B (Range) Leonard & Baker Stove Co. 8-18, 8-20, Pl., Da., Tri. & I
- 6 Woodland Combination (Coal & Gas Range) Leonard & Baker Stove Co. 880, Pl., Da., Tri. & Dx.
- 6 Woodland Leader (Range) Leonard & Baker Stove Co. 8-18, 8-20, Pl., Da., Tri. & Dx.
- 6 Woodland Superior (Range) Leonard & Baker Stove Co. 108-20X Pl., Da., Tri. & Dx.
- 6 Woodland Supreme (Range) Leonard & Baker Stove Co. 108-20, Pl., Da., Tri. & Dx.
- Woodland Stewart (Wood Parlor) Fuller & Warren Co. 119, 122, 125.

WOODLAWN RANGES. M. A. Dary and Warren Foundry Co.

- See Pleasant Woodlawn & Royal Woodlawn Ranges.
- 6 Woodlawn (Range) Warren Foundry Co. 7-18, 8-20, Pl. & Tri. When ordering brick tell style of grate.
- 6 Woodlawn A (Range) Warren Foundry Co. 7-18, 8-20, Pl. & Tri. When ordering brick tell style of grate.
- 6 Woodlawn B (Range) Warren Foundry Co. 7-18, 8-20, Pl. & Tri. When ordering brick tell style of grate.
- 6 Woodlawn G (Range) Warren Foundry Co. 7-18, 8-18, 8-20, Pl. & Tri. When ordering brick tell style of grate. Has elbow water front only. End linings to fit water front are iron.
- Woodlawn (Parlor) Warren Foundry Co. 2, 3, 4, D. C. & Pl.
- Woodlawn (Wood Cottage) Warren Foundry Co. 1, 2.
- 6 Woodlawn Grand (Range) Warren Foundry Co. 7-18-8-20, Pl.
- 6 Woodlawn Improved (Range) Somerset Co-op. Foundry Co. 7-18, 8-18, 8-20, Pl. & Dx. When ordering brick tell style of grate. Has elbow water front only. End linings to fit water front are iron.
- Woodlyn (Air Tight) Buckwalter Stove Co. 17, 20, 23, 26.
- Woodmere (Air Tight) S. M. Howes Co. & Buckwalter Stove Co. 17, 20, 23, 26.
- Woodward (Wood Box Stove) Reading Stove Works. 16, 20, 25, 31, 38.
- 6 Worcester (Range) Somersworth Machine Co. 7-18, 8-18, 8-20, 9-20, Pl. & Tri. When ordering brick tell style of grate.
- 6 Workwell (Range) Somersworth Foundry Co. 7-18, 8-18, 8-20, Pl.
- 6 World's Fair (Range) Portland Stove Foundry Co. 7-18, 8-18, 8-20, Pl. & Tri. When ordering brick tell style of grate. See New World Range.
- World's Sterling (Range) Sill Stove Works. Give letters on range, "WB" or "L" (4) WB271, WB281, WB282, WB292, Da. End linings are iron. (4) WB381, WB382, WB392, Da. End linings are iron. (6) L271, L281, L282, L292, L381, L382, L392, Da. Linings are all brick.
- 4 Worthy Lafayette (Range) Fuller & Warren Co. End linings are iron. Iron ends not sent on an order for linings unless specially ordered. 71-18, 81-18, 81-20, 91-20, 83-18, 83-20, 93-20, Pl., Da., Tri. & Dx.
- 6 Worthy Stewart (Parlor) Fuller & Warren Co. 10, 12, 14, 16, D. C.
- 5 Wren (5 Hole Range) Southard, Robertson & Co. 6, 7, 8, Pl. Right end lining is iron. Iron end not sent on an order for linings unless specially ordered.
- 4 Wyoming (Range) Cove Foundry & Machine Co. 7, 8, Pl.
- 6 Wyoming (Range) Somerset Stove Foundry Co. 7-18, 8-18, 8-20, Pl. & Dx. When ordering brick tell style of grate. Has elbow water front only. End linings to fit water front are iron.
- 6 Yacht (Ship Range) Stamford Foundry Co. 2 Hole — 2 Pl. 4 Hole — 7, 8, Pl.
- 6 Yale Grand (Range) Weir Stove Co. 7, 80, 8, Pl. & Tri. When ordering brick tell style of grate.
- Yantic (5 Hole Range) Union Stove Works. 7, 8, Pl. & Da.
- York (Range) Rathbone, Sard & Co. 828, 838, 47-18, 48-18, 48-20, 49-20, 67-18, 68-18, 68-20, 69-20, Pl. & Dx. With plain grate lining is all brick, but with duplex grate right end is iron.
- 6 Yosemite (Range) Magee Furnace Co. Give date. 7-18, 8-18, Pl. & Da. 8-20, 9-20, Da. only.
- Young Oak (Oak) Peninsular Stove Co. 10, 12, 14, 16, 18, D. C.
- Yours Truly (Parlor) G. P. Powers. 2, 3, Pl.
- Yukon (Range) Union Stove Wks. (6) 7-16, (5 or 6) 7-18, 8-18, 8-20, 9-20, Da. & No. 7-18, 8-18, 8-20, & 9-20, — Is right end lining iron or brick†
- Zip (Laundry) Baker Stove Works. 8, Pl.
- Zulu (Globe) Rathbone, Sard & Co. 1, 2, 3, 4, 1, 21, 31, 41, Pl.

Order ALL repairs from us whether found in the catalog or not, as we are constantly adding to our stock

Repairs for FURNACES, STEAM & HOT WATER BOILERS, WATER LAUNDRY STOVES & TANK HEATERS

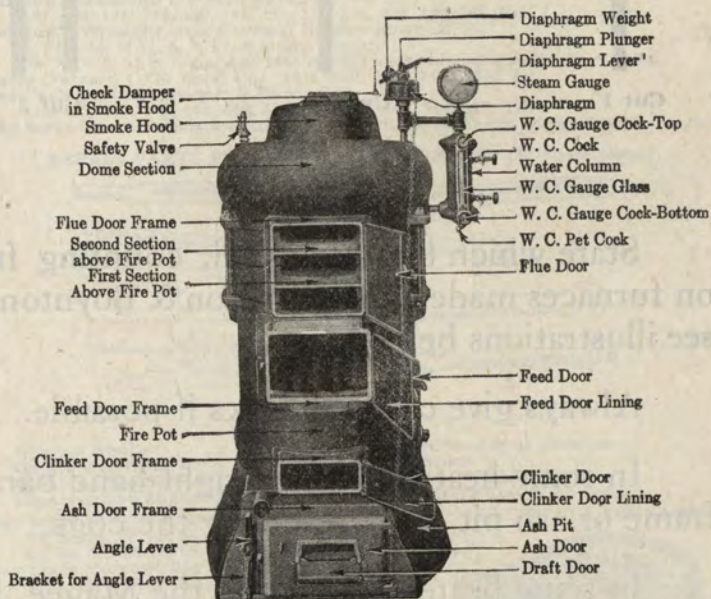
FURNACE



REPAIR PARTS

ROUND BOILER

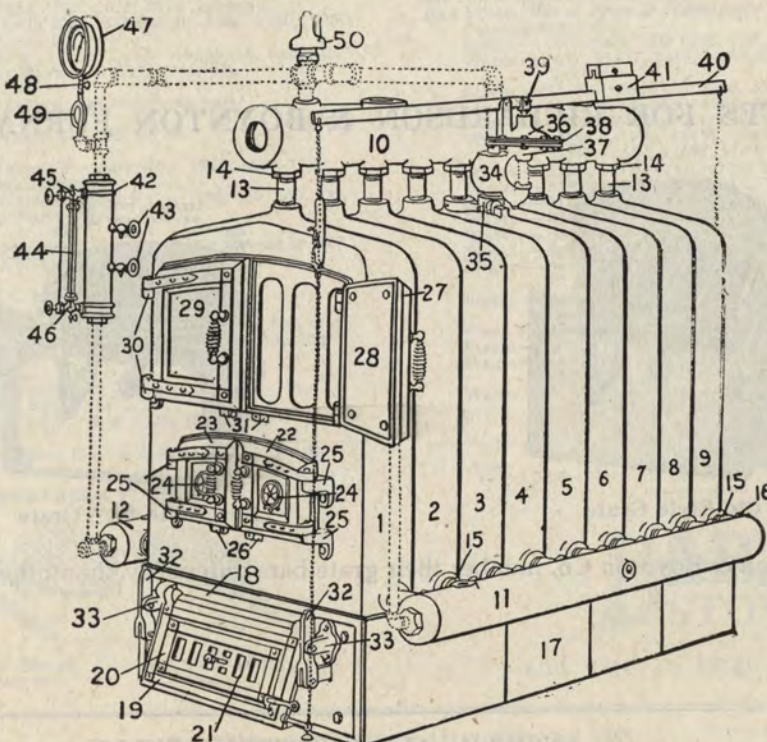
REPAIR PARTS



SECTIONAL BOILER

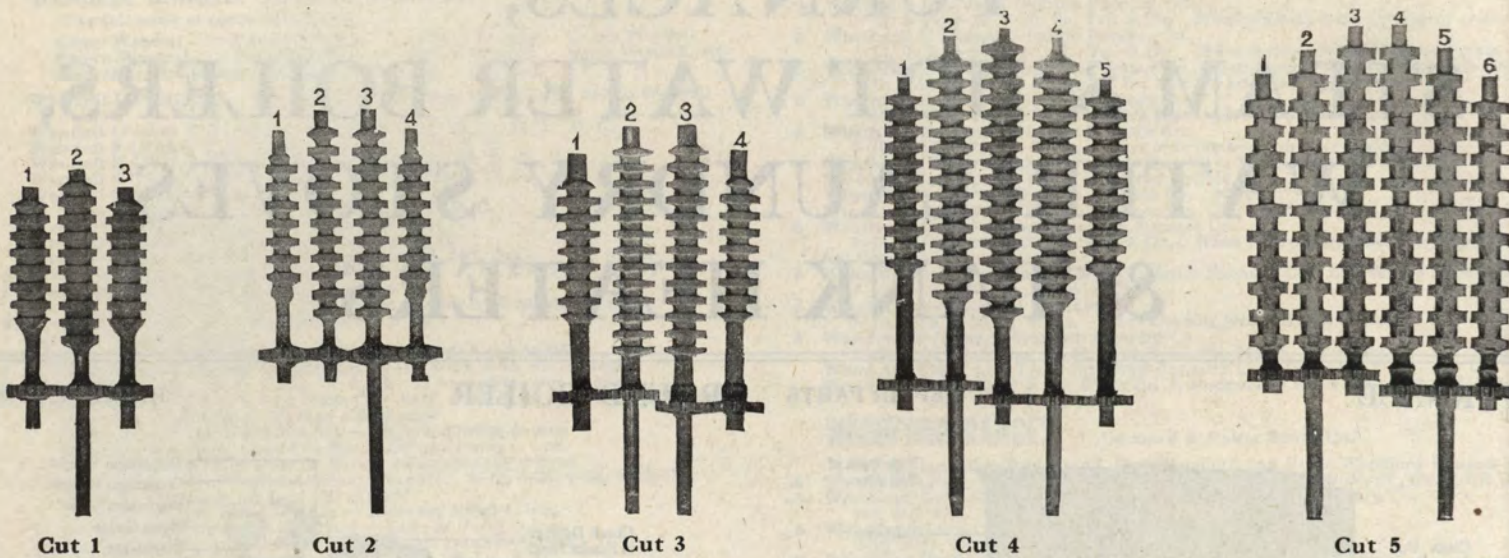
REPAIR PARTS

- 1 Front Section of Boiler
- 2 Second " " "
- 3 Third " " "
- 4 Fourth " " "
- 5 Fifth " " "
- 6 Sixth " " "
- 7 Seventh " " "
- 8 Eighth " " "
- 9 Rear " " "
- 10 Supply Drum or Header
- 11 Return " " —Right
- 12 " " " —Left
- 13 Nipple for Supply Drum
- 14 Lock Nut for Nipple
- 15 Nipple for Return Drum
- 16 Lock Nut for Nipple
- 17 Ash Pit — Right Side
- 18 Ash Pit Front or Ash Door Frame
- 19 Ash Door
- 20 " " Lift Door
- 21 " " " Slide
- 22 Feed Door — Right Hand
- 23 " " —Left "
- 24 " " Dampers
- 25 " " Hinge Lugs



- 26 Feed Door Catches
- 27 Flue Door — Right Hand
- 28 " " Lining — Right Hand
- 29 Flue Door — Left Hand
- 30 " " Hinge Lug
- 31 " " Catches
- 32 Angle Lever
- 33 " " Bracket
- 34 Water Bottle
- 35 " " Clamp
- 36 Diaphragm — Top
- 37 " " —Bottom
- 38 " " —Rubber Gasket
- 39 " " —Plunger
- 40 " " —Lever
- 41 " " —Weight
- 42 Water Column
- 43 " " Cocks
- 44 " " Gauge Glass
- 45 " " " Cock — Top
- 46 " " " " —Bottom
- 47 Steam Gauge
- 48 " " Cock
- 49 " " Siphon
- 50 Safety Valve

FURNACE AND BOILER GRATES



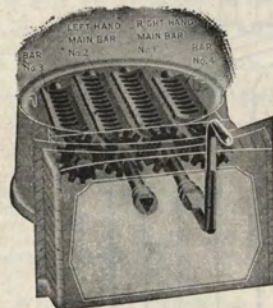
State which bar is wanted, counting from left to right as you face the heater, except on furnaces made by Richardson & Boynton Company, bars of which are numbered differently, see illustrations below.

Always give casting marks if possible.

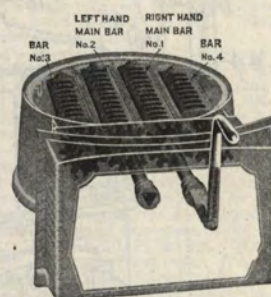
In some heaters left and right hand bars are the same, allowance being made in the grate frame or ash pit or by reversing the cogs.

In some heaters, including the Magee, Howard, Richmond, &c., it is possible to put the left bars on the right hand side, and visa versa, so it is always best to give all marks on bars.

GRATES FOR RICHARDSON & BOYNTON FURNACES



Old Style Grate



New Style "E" Grate

Note that Richardson & Boynton Co. number their grate bars differently than other manufacturers.

List of Furnaces and Boilers

For which we can furnish REPAIRS that we guarantee to fit

ABBREVIATIONS

Pl. — Plain Grate
Tri. — Triangular Grate
Da. — Dockash Grate
Dx. — Duplex Grate

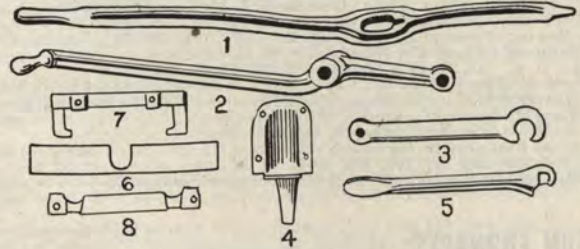
D. C. — Draw Center
Rx. — Reflex Grate
Non. — Nonpareil Grate
Hex. — Hexagonal Grate

Fdy. — Foundry
Mach. — Machine
Co-op. — Co-operative
Wks. — Works

Abendroth (Furnace) Abendroth Bros. 528, 532, 536, 540, 544, Tri.
Abendroth (Water Laundry) Abendroth Bros. 012, Pl. 10-W, 21, 102, 112, D. C. 201, 212, Tri.
Abendroth (Tank Heater) Abendroth Bros. 12, 15, 33, 37, 41, 42, 120, 210, 601, 610, 11-60, 1611, 2011, 2211, 2511, 2811, Tri.
Admiral (Furnace) Boynton Furnace Co. 39, 43, 47, 51, 55, 139, 143, 147, 151, 155, 239, 243, 247, 251, 255, 339, 343, 347, 351, 355, Tri.
Admiral (Round Steam and Water Boiler) Boynton Furnace Co. 21, 21-1, 21-2, 24, 24-1, 24-2, 27, 27-1, 27-2, Tri.
Advance (Furnace) Richardson & Boynton Co. 2, 3, 4, 5, 6, 7, Tri.
Advance (Furnace) See Howes Advance Furnace.
Advance (Sectional Water Boiler) Pierce, Butler & Pierce Mfg. Co. A, B, 1, 2, 3, 4, 5, 5A, 5B, 5C, 6, 6A, 6B, 6C, 7, 8, 8A, 8B, 8C, 8D, 8E, 8F, 431, 433, 435, 437, 439, 500, 502, 504, 506, 508, 520, 522, 524, 526, 528, 600, 602, 604, 606, 608, 610, 800, 801, 802, 803, 804, 902, 904, 906, 908, 910, 912, 914, 916, Rocking.
Aetna (Round Steam & Water Boiler) Richardson & Boynton Co. 916, 918, 920, Rocking. 916T, 918T, 920T, Tri.
Ajax (Sectional Steam & Water Boiler) Smith & Thayer Co. Steam — 50, 52, 54, 56, 60, 62, 64, 70, 72, 74, 76, 78, 80, 82, 90, 92, 94, 96, 130, 132, 134, 136, 138, 160, 162, 164, 166, 190, 192, 194, 196, 480, 482, 484, 486, 488, 518, 520, 522, 524, 526, Rocking.
Water — 51, 53, 55, 57, 61, 63, 65, 71, 73, 75, 77, 79, 81, 83, 91, 93, 95, 97, 131, 133, 135, 137, 139, 161, 163, 165, 167, 191, 193, 195, 197, 481, 483, 485, 487, 489, 519, 521, 523, 525, 527, Rocking.
All Right (Brick Set Water Boiler) W. H. Page Boiler Co. 18, 21, 25, 30. State pattern of grate. See cut under Volunteer Boiler on page 73.
American (Sectional Steam Boiler) Pierce, Butler & Pierce Mfg. Co. A, B, 5A, 5B, 5C, 6A, 6B, 6C, 7A, 7B, 7C, 7D, 7E, 7F, 51, 52, 53, 54, 55, 56, 57, 58, 432, 434, 436, 438, 440, 501, 503, 505, 507, 509, 510, 512, 514, 516, 518, 601, 603, 605, 607, 609, 611, 700, 701, 702, 703, 704, 901, 903, 905, 907, 909, 911, 913, 915, Rocking. See Pierce American Sectional Boiler.
Anthony Steel Plate (Furnace) Smith & Anthony Co. 37, 41, 45, 49, 54, Dual.
Anthony Wrought Iron (Furnace) Smith & Anthony Co. 37, 41, 45, 49, 54, Dual.
Arbutus (Furnace) Ellis Foundry Co. 32, 36, 40, 44, D. C. & Tri. On No. 36 state whether the triangular shaker fits over shank or into socket in shank of bar.
Arco (Round Boiler) See Ideal Arco Round Boiler.
Arcola (Sectional Water Boiler) American Radiator Co. 1, 2, 3, 4, 5, Tri.
Astor (Furnace) Union Stove Works. 128, 132, 136, 140, 144, 228, 232, 236, 240, 244, Tri.
Astor (Sectional Boiler) Union Stove Works. Steam — 415, 515, 615, 715, 521, 621, 721, 821, 528, 628, 728, 828, 928, 536, 636, 736, 836, 936, Rocking.
Water — 4150, 5150, 6150, 7150, 5210, 6210, 7210, 8210, 5280, 6280, 7280, 8280, 9280, 5360, 6360, 7360, 8360, 9360, Rocking.
Astor (Round Boiler) Union Stove Works. Steam — 1019, 2019, 3019, 1022, 2022, 3022, 1025, 2025, 3025, Rocking.
Water — 2170, 3170, 4170, 2190, 3190, 4190, 2220, 3220, 4220, 1250, 2250, 3250, 4250, 2280, 3280, 4280, 5280, Rocking.
Astor (Tank Heater) Union Stove Works. 0, 10, 12, 16, D. C. 18, 20, 22, Rocking.
Astor Laundry (Water Laundry) Union Stove Works. 9 D. C. 11, Tri.
Atlantic (Furnace) Portland Stove Foundry Co. 1, 3, 6, 20, 24, 26, 28, 32, 34B, Tri. Has grate one or two shank bars? See Prize Atlantic Furnaces.
Atlantic (Wood Furnace) Portland Stove Foundry Co. 36, 43, 53.
See Star Atlantic Wood Furnace.
Atlantic (One Pipe Wood Furnace) Portland Stove Foundry Co. 1360, 1430, 1530.
Atlantic (One Pipe Furnace) See Franklin Oak Atlantic.
Atlantic Duplex Heater (Furnace) Portland Stove Foundry Co. 210, 230, 260, Tri.
Banner (Furnace) S. M. Howes Co. & Keeley Stove Co. 26, 30, 34, 36, 38, 40, 44, 48, 52, D. C. 328, 332, 336, 340, 344, Tri. Do shaker bars extend through front of furnace or not?
Banner (Furnace) Series A. S. M. Howes Co. & Keeley Stove Co. 328, 332, 336, 340, 344, Tri.
Banner Improved (Furnace) S. M. Howes Co. & Keeley Stove Co. 36, 40, 44, 48, 52, D. C.
Banner Junior (Furnace) S. M. Howes Co. & Keeley Stove Co. 128, 132, 136, D. C.
Barstow (Tank Heater) Barstow Stove Co. 10, 12, 14, 14½, 141, Plain & Rocking.
Barstow (Furnace) Barstow Stove Co. 203, 223, 243, 263, 283, Tri.
Barstow Colonial (Furnace) Barstow Stove Co. 132, 134, 135, 138, 140, 142, 232, 234, 235, 238, 240, 242, Tri.
334, 338, 342, 346, 341, 334C, 338C, 342C, 346C, 341C, Tri.
Barstow Dome Brick (Furnace) Barstow Stove Co. 3, 4, 5, 40, 50, 60, Pl.
Does grate shake and dump or only dump?
Barstow Dome Portable (Furnace) Barstow Stove Co. 2, 3, 4, 5, Pl. State date. State pattern of grate. See cut.


Barstow Dome Wrought Iron (Furnace) Barstow Stove Co. 40, 50, 60, Pl.
Barstow One Pipe (Furnace) Barstow Stove Co. 134, 138, 142, 234, 238, 242, 19-44, 21-48, 24-52, Tri.
Barstow Richmond (Furnace) Barstow Stove Co. 132, 134, 135, 138, 140, 142, 232, 234, 235, 238, 240, 242, Tri.
Barstow's Wrought Iron (Furnace) Barstow Stove Co. 4, Pl. 4½, 5, 5½, 6, 7, Pl. & Dump Center.
On No's. 5, 5½ & 7, give date 1885 or 1893 when ordering Dump Center Grates.
Bates (Furnace) G. B. Bates Co. 18R, 20R, 22R, 24R, 26R, Tri.
Bay Path (Furnace) Spooner & Harris Co. 428, 432, 436, 440, 444, 448, 528, 532, 536, 540, 544, 548, Tri.
Bay State (Furnace) Barstow Stove Co. 37, 41, 46, 52, 52-30, Dump Center. See cut.

REPAIR PARTS FOR BAY STATE FURNACES (37-52-30 Series)



- 1 Upright Shaker
- 2 Combination Shaker
- 3 Combination Shaker Link
- 4 Combination Shaker Plug
- 5 Short Shaker or Dumper
- 6 Follower
- 7 Follower Guide
- 8 Follower Support or Track

Bay State (Furnace) Barstow Stove Co. 20, 22, 25, 27, 30, 35, Tri. 64, 66, 68, 70, 72, 65, 67, 69, 71, 73, Tri.
Bay State (Furnace) Bay State Heating Co. 1028, 1032, 1036, 1040, 1044, 1048, Tri.
Bay State Dome (Furnace) See Dome Bay State Furnace.
Bay State Steel (Furnace) Barstow Stove Co. 410, 460, 520, 523, Dump Center. 220, 250, 270, 300, Tri.
See Novel Bay State Furnace.
Bay State (Round Steam & Water Boiler) Barstow Stove Co. Steam — 16S, 116S, 19S, 110S, 22S, 122S, Tri. Water — 16W, 116W, 19W, 119W, 22W, 122W, Tri.
Steam — 217S, 317S, 417S, 220S, 320S, 420S, 520S, 223S, 323S, 423S, 523S, 326S, 426S, 526S, 329S, 429S, 529S, 629S, Tri.
Water — 217W, 317W, 417W, 220W, 320W, 420W, 520W, 223W, 323W, 423W, 523W, 326W, 426W, 526W, 329W, 429W, 529W, 629W, Tri.
Steam — 418B, 421B, 424B, 427B, Tri.
Water — 518B, 521B, 524B, 527B, Tri.
Water — 718, 721, 724, 727, Tri.
Water — 818, 821, 824, 827, Tri.
Water — Series "B" — 15, 16, 20, 21, 30, 31, 40, 41, 50, 51, 60, 61, Rocking.
Steam — Series "M" — 17, 22, 32, 42, 52, 62, Rocking.
Water — Series "D" — 33, 34, 35, 36, 44, 45, 46, 54, 55, 56, 57, 64, 65, 66, 67, 74, 75, 76, 77, 84, 85, 86, 87, Rocking.
Steam — Series "O" — 303, 304, 403, 404, 405, 503, 504, 505, 603, 604, 605, 704, 705, 706, 804, 805, 806, Rocking.
Water — Series "F" — 130, 131, 140, 141, 150, 151, 160, 161, Rocking.
Steam — Series "O" — 132, 142, 152, 162, Rocking.
Steam — 16-0, 16-1, 16-2, 19-0, 19-1, 19-2, 22-0, 22-1, 22-2, 22-3, 25-0, 25-1, 25-2, 25-3, 29-0, 29-1, 29-2, 29-3, Tri.
Water — 0-16, 1-16, 2-16, 0-19, 1-19, 2-19, 0-22, 1-22, 2-22, 3-22, 0-25, 1-25, 2-25, 3-25, 0-29, 1-29, 2-29, 3-29, Tri.



Ash Pit with Dump Center Grate



We are the exclusive Boston Representatives of

BARSTOW STOVE CO.

and carry a large stock of their Repairs

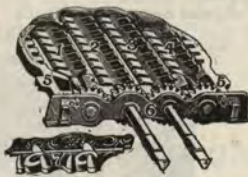
ORDER ALL REPAIRS FROM US

FURNACE AND BOILER REPAIRS

Bay State (Square Steam & Water Boiler) Barstow Stove Co. Water - Series "C" - 101, 102, 103, 104, 105, 106, Rocking. Steam - Series "N" - 201, 202, 203, 204, 205, 206, Rocking. Bay State (Sectional Steam & Water Boiler) Barstow Stove Co. Steam - 204S, 205S, 206S, 207S, 208S. Water - 204W, 205W, 206W, 207W, 208W. Steam - 305S, 306S, 307S, 308S, 309S, 310S. Water - 305W, 306W, 307W, 308W, 309W, 310W. Steam - 406S, 407S, 408S, 409S, 4010S, 4011S, 4012S. Water - 406W, 407W, 408W, 409W, 4010W, 4011W, 4012W. Steam - 42-6-S, 42-7-S, 42-8-S, 42-9-S, 42-10-S, 42-11-S, 42-12-S, 42-13-S, 42-14-S. Water - 42-6-W, 42-7-W, 42-8-W, 42-9-W, 42-10-W, 42-11-W, 42-12-W, 42-13-W, 42-14-W. Steam - 537S, 538S, 539S, 5310S, 5311S, 5312S, 5313S, 5314S, 5315S, 5316S. Water - 537W, 538W, 539W, 5310W, 5311W, 5312W, 5313W, 5314W, 5315W, 5316W. Steam - 18-4-S, 18-5-S, 18-6-S. Water - 18-4-W, 18-5-W, 18-6-W. Steam - 21-5-S, 21-6-S, 21-7-S, 21-8-S, 21-9-S. Water - 21-5-W, 21-6-W, 21-7-W, 21-8-W, 21-9-W. Steam - 24-6-S, 24-7-S, 24-8-S, 24-9-S, 24-10-S. Water - 24-6-W, 24-7-W, 24-8-W, 24-9-W, 24-10-W. Steam - Series "R" - 1840, 1850, 1860, 1870, 1880, 2450, 2460, 2470, 2480, 2490, 2500 Rocking. Water - Series "G" - 184, 185, 186, 187, 188, 245, 246, 247, 248, 249, 250, Rocking. Water - Series "E" - 3606, 3607, 3608, 3609, 3610, 3611, 3612, Rocking. Water - 360, 361, 362, 363, 364, 365, 366, 367, Rocking. Bay State (Sectional Boilers) Bay State Heating Co. Steam & Water - 204, 205, 206, 207, 208, 305, 306, 307, 308, 309, Rocking. Steam - 40-S-5, 40-S-6, 40-S-7, 40-S-8, 40-S-9, 40-S-10, 40-S-11, Rocking. Water - 40-W-5, 40-W-6, 40-W-7, 40-W-8, 40-W-9, 40-W-10, 40-W-11, Rocking. Bay State Stack Heater (Furnace) Barstow Stove Co. 29, D. C. Bay State (Tank Heater) Barstow Stove Co. Series "A" - 10, 12, 14, 144, 144, Plain & Rocking. 630, 631, 632, 633, 634, 635, 636, 637, 638, Tri. 640, 641, 642, 643, 644, 645, 650, 651, 652, 653, 654, Tri. Bay State (Water Laundry) Barstow Stove Co. Square Top - 620, 621, 622, Tri. Beacon (Furnace) Walker & Pratt Mfg. Co. 241, 251, 261, 271, Tri. 431, 441, 451, 461, 471, Tri. Beacon (Furnace) Smith & Anthony Co. 201, 221, 241, 261, 281, Tri. Beaver (Tank and Laundry Heater) Danville S. & M. Co. 52, 152, Tri. Bedford (Furnace) Barstow Stove Co. 19, 21, 24, 132, 135, 140, Tri. Billings Heater (Furnace) D. L. Billings Co. 730, 734, 738, 742, 748, Dump Center. Black Diamond (Round Hot Water Boiler) R. H. Lovering. 10, 12, D. C. 14, 16, D. C. & Tri. 18, 20, 23, 26, Tri. Bond (Furnace) Weir-Jackson Co. 44A18, 49A20, 53A22, 57A24, 61A26, Tri. Boston Heater (Furnace) See Magee Boston Heater & Trask's Boston Heater. Boston Steel Radiator (Furnace) S. M. Howes Co. 32, 36, 40, 44, Tri. 131, 134, 140, 142, 148, Tri. Boston Steel Radiator B (Furnace) S. M. Howes Co. 103, 104, 105, 106, 107, 108, Tri. Boynton's (Sectional Steam & Water Boiler) Boynton Furnace Co.

Boynton's Niagara (Round Steam & Water Boiler) Boynton Furnace Co. Steam - 118, 120, 124, D. C. Water - 10, 14, 18, D. C. 20, Tri. 110, 114, 118, 120, 124, D. C. Steam & Water - 218, 220, 224, 228, Tri. Boynton's Niagara (Furnace) Boynton Furnace Co. 28, 32, 36, 40, 44, D. C. 332, 336, 340, 344, 352, Tri. Boynton's Niagara Improved (Furnace) Boynton Furnace Co. 132, 136, 140, 144, D. C. Boynton's Overland (Furnace) Boynton Furnace Co. 37, 41, 45, 49, 55, Tri. Boynton's Patriot (Furnace) Boynton Furnace Co. 32, 36, 40, 44, 132, 136, 140, 144, 232, 236, 240, 244, 21-40, 25-44, 27-48, Tri. Boynton's Patriot (Round Steam & Water Boiler) Boynton Furnace Co. Steam - 318, 320, 324, 518, 520, 524, 528, Tri. Water - 318, 320, 324, 418, 420, 424, 428, Tri. Boynton's Renown (Furnace) Boynton Furnace Co. 232, 236, 240, 244, 252, D. C. 332, 336, 340, 344, 352, Tri. Boynton's Special (Furnace) Boynton Furnace Co. 33, 37, 41, 45, 49, Tri. Boynton's Special Niagara (Furnace) Boynton Furnace Co. 25, 28, 32, 36, 40, 44, D. C. Boynton's Steel Dome (Furnace) Boynton Furnace Co. 32, 36, 40, 44, 52, 132, 136, 140, 144, 152, 232, 236, 240, 244, 252, D. C. 332, 336, 340, 344, 352, Tri. 432, 436, 440, 444, 452, 458, 464, D. C. 532, 536, 540, 544, 552, 558, 564, Tri. 632, 636, 640, 644, 652, D. C. 732, 736, 740, 744, 752, 732-1, 736-1, 740-1, 744-1, 752-1, Tri. 832, 836, 840, 844, 852, 864, 832-1, 836-1, 840-1, 844-1, 852-1, D. C. 932, 936, 940, 944, 952, 964, 932-1, 936-1, 940-1, 944-1, 952-1, Tri. 39-2, 43-2, 47-2, 55-2, Tri. Bradco (Round Steam & Water Boiler) Braman-Dow Co. 160, 190, 210, 240, 270, 300, Tri. Bright Idea (Sectional Steam & Water Boiler) Gurney Heater Mfg. Co. Water - 60, 61, 62, 63, 70, 71, 72, 73, Rocking. Steam & Water - 600, 601, 602, 603, 700, 701, 702, 703, Rocking. Steam & Water - 1000, 1001, 1002, 1003, 1020, 1021, 1022, 1023, 1024, 1025, Rocking. Steam & Water - 1100, 1101, 1102, 1104, 1105, 1106, 1107, 1108, 1130, 1131, 1132, 1133, 1134, 1135, Rocking. If grate bar is wanted, state whether it shakes from left or right hand side of boiler. Steam & Water - 1200, 1201, 1202, 1203, 1204, 1205, 1206, 1207, 1208, 1209, 1210, 1250, 1251, 1252, 1253, 1254, 1255, 1256, Rocking. If grate bar is wanted, state whether it shakes from left or right hand side of boiler. Steam & Water - 2028, 2034, 2040, 2046, 2052, 2058, 2064, Rocking. Steam - 1041-S, 1042-S, 1043-S, 1044-S, 1045-S, Rocking. Water - 1041W, 1042W, 1043W, 1044W, 1045W, Rocking. Steam - 1150-S, 1151-S, 1152-S, 1153-S, 1154-S, 1155-S, Rocking. Water - 1150W, 1151W, 1152W, 1153W, 1154W, 1155W, Rocking. Steam - 1270-S, 1271-S, 1272-S, 1273-S, 1274-S, 1275-S, 1276-S, 1277-S, 1278-S, Rocking. Water - 1270W, 1271W, 1272W, 1273W, 1274W, 1275W, 1276W, 1277W, 1278W, Rocking. Brightwood (Furnace) M. B. Spooner Co. 233, 237, 241, 245, 249, 259, Tri. Brown-Wales Co. (Round Boiler) Brown-Wales Co. Steam - 16YS2, 16YS3, 19YS2, 19YS3, 19YS4, 20YS2, 20YS3, 20YS4, 22YS2, 22YS3, 22YS4, 25YS2, 25YS3, 25YS4, Tri. Water - 16YW2, 16YW3, 19YW2, 19YW3, 19YW4, 20YW2, 20YW3, 20YW4, 22YW2, 22YW3, 22YW4, 25YW2, 25YW3, 25YW4, Tri. Bull Dog (Steel One Pipe Furnace) Tidewater Engineering Co. 24, Tri. Burnham (Round Steam & Water Boiler) Lord & Burnham Co. Steam - 15, 18, 21, 24, 27, Tri. & Rocking. Water - 0115, 115, 118, 121, 124, 127, Tri. & Rocking. Water - 110, 112, 114, 116, 181, Tri. Steam - 215, 218, 221, 224, 227, Tri. Water - 315, 318, 321, 324, 327, Tri. Steam - 218-S, 318-S, 418-S, 221-S, 321-S, 421-S, 224-S, 324-S, 424-S, 227-S, 327-S, 427-S, 230-S, 330-S, 430-S, Tri. Water - 218-W, 318-W, 418-W, 221-W, 321-W, 421-W, 224-W, 324-W, 424-W, 227-W, 327-W, 427-W, 230-W, 330-W, 430-W, Tri. Steam - S-216, S-316, S-416, S-218, S-318, S-418, S-221, S-321, S-421, S-224, S-324, S-424, S-227, S-327, S-427, S-230, S-330, S-430, Tri. Water - W-216, W-316, W-416, W-218, W-318, W-418, W-221, W-321, W-421, W-224, W-324, W-424, W-227, W-327, W-427, W-230, W-330, W-430, Tri. Burnham Improved (Round Steam & Water Boiler) Burnham Boiler Corp. Steam - S-17-4, S-17-5, S-17-6, S-19-4, S-19-5, S-19-6, S-22-4, S-22-5, S-22-6, S-25-4, S-25-5, S-25-6, S-28-4, S-28-5, S-28-6, S-31-4, S-31-5, S-31-6, Tri. Water - W-17-4, W-17-5, W-17-6, W-19-4, W-19-5, W-19-6, W-22-4, W-22-5, W-22-6, W-25-4, W-25-5, W-25-6, W-28-4, W-28-5, W-28-6, W-31-4, W-31-5, W-31-6, Tri. Steam - 184-S, 185-S, 186-S, 204-S, 205-S, 206-S, 234-S, 235-S, 236-S, Tri. Water - 184-W, 185-W, 186-W, 204-W, 205-W, 206-W, 234-W, 235-W, 236-W, Tri. Burnham Junior (Round Boiler) Lord & Burnham Co. & Burnham Boiler Corp. 110, 112, 114, 116, 181, Tri. Burnham (Sectional Steam & Water Boiler) Lord & Burnham Co. and Burnham Boiler Corp. Steam - 410, 510, 610, 710, 810, 910, 520, 620, 720, 820, 920, 540, 640, 740, 840, 940, 530, 630, 730, 830, 930, 1030, Rocking. Water - 418, 518, 618, 718, 818, 918, 524, 624, 724, 824, 924, 546, 646, 746, 846, 946, 536, 636, 736, 836, 936, 1036, Rocking. Steam - S-18-4, S-18-5, S-18-6, S-18-7, S-24-4, S-24-5, S-24-6, S-24-7, S-24-8, S-30-5, S-30-6, S-30-7, S-30-8, S-30-9, S-36-5, S-36-6, S-36-7, S-38-S, S-36-9, S-36-10, S-36-11, S-36-12, S-36-13, Rocking. Water - W-18-4, W-18-5, W-18-6, W-18-7, W-24-4, W-24-5, W-24-6, W-24-7, W-24-8, W-30-5, W-30-6, W-30-7, W-30-8, W-30-9, W-36-5, W-36-6, W-36-7, W-36-8, W-36-9, W-36-10, W-36-11, W-36-12, W-36-13, Rocking. Steam - S-50-6, S-50-7, S-50-8, S-50-9, S-50-10, S-50-11, S-50-12, Rocking. Water - W-50-6, W-50-7, W-50-8, W-50-9, W-50-10, W-50-11, W-50-12, Rocking. Cable (Furnace) E. B. Colby & Co. 32, 36, 40, 48, Tri. & D. C. & Dump Center. See Sug Cable Furnace. Caloric (One-Pipe Furnace) Monitor Furnace Co. Calorific (Furnace) Richardson & Boynton Co. 818, 821, 824, 827, 830, Tri. Cambridge Heater (Furnace) Reading Stove Works. 027, 030, 034, 038, 042, Dump Center. Capital (Furnace) Graff Furnace Co. 030, 034, 038, 042, Tri. Capital (Furnace) A. H. Morrison & Sons. 130, 134, 138, Tri. Capitol (Sectional Boilers) United States Radiator Corporation. Steam & Water - 184, 185, 186, 187, 204, 205, 206, 207, Rocking. Steam & Water - 255, 256, 257, 258, G276, G277, G278, G279, Rocking. Steam & Water - 235, 236, 237, 238, 239, 240, Rocking. Steam & Water - WN276, WN277, WN278, WN279, WN280, WN281, WN282, WN283, WN284, Rocking. Capitol (Semi Smokeless Steam & Water Sectional Boiler) United States Radiator Corp. Steam & Water - SS237, SS238, SS239, SS240, SS241, Rocking. Steam & Water - SS277, SS278, SS279, SS280, SS281, SS282, SS283, SS284, Rocking. Capitol (Smokeless Steam & Water Sectional Boiler) United States Radiator Corp. Steam & Water - 408, 409, 410, 411, 412, 413, 414, Rocking. Steam & Water - 508, 509, 510, 511, 512, 513, 514, 515, 516, Rocking.

BOYNTON FURNACES. Boynton Furnace Co. GRATES FOR BOYNTON FURNACES



Triangular Grate



Draw Center Grate

- 1—Left Short Bar 5—Grate Frame
2—Left Shaker Bar 6—Front Grate Support
3—Right Shaker Bar 7—Shank Plate
4—Right Short Bar

Boynton's Admiral (Furnace) Boynton Furnace Co. 39, 43, 47, 51, 55, 139, 143, 147, 151, 155, Tri. 239, 243, 247, 251, 255, 339, 343, 347, 351, 355, Tri. Boynton's Admiral (Round Steam & Water Boiler) Boynton Furnace Co. 21, 21-1, 21-2, 24, 24-1, 24-2, 27, 27-1, 27-2, Tri. Boynton's Champion (Wood Furnace) Boynton Furnace Co. 17X, 18X, 19X, 317, 318, 320. Boynton's Climax (Furnace) Boynton Furnace Co. 32, 36, 40, 44, 52, 132, 136, 140, 144, 152, 232, 236, 240, 244, 252, D. C. 332, 336, 340, 344, 352, 358, 364, 432, 436, 440, 444, 452, 460, 464, D. C. & Tri. 532, 536, 540, 544, 552, 532-1, 536-1, 540-1, 544-1, 552-1, 560-1, 564-1, Tri. 632, 636, 640, 644, 652, 660, 664, D. C. 732, 736, 740, 744, 752, 760, 764, 732-1, 736-1, 740-1, 744-1, 752-1, Tri. Boynton's Combination Heater (Furnace) Boynton Furnace Co. 11, Tri. Boynton's Crusader (Furnace) Boynton Furnace Co. 25, 28, 32, 36, 40, 44, 52, 125, 128, 132, 136, 140, 144, 152 D. C. 232, 236, 240, 244, 252, D. C. 332, 336, 340, 344, 352, Tri. 432, 436, 440, 444, 452, D. C. 532, 536, 540, 544, 552, Tri. 632, 636, 640, 644, 652, D. C. 732, 736, 740, 744, 752, Tri. 35-1, 39-1, 43-1, 47-1, 51-1, 55-1, 58-1, 64-1, Tri. 239-1, 243-1, 247-1, 251-1, 255-1, 258-1, Tri. Boynton's Duplex (One Pipe Furnace) Boynton Furnace Co. 3240, 4644, 4048, Tri. Boynton's Improved New Gas Tight (Furnace) Boynton Furnace Co. 613, 614, 616, 618, 624, D. C. 713, 714, 716, 718, 724, Tri. Boynton's Improved Niagara (Furnace) Boynton Furnace Co. 132, 136, 140, 144, D. C. Boynton's New Champion (Wood Furnace) Boynton Furnace Co. 117, 118, 119, 120, 217, 218, 220. Boynton's New Gas Tight (Furnace) Boynton Furnace Co. 113, 114, 116, 118, D. C. 124, Tri. 213, 214, 216, 218, 224, Tri. 313, 314, 316, 318, D. C. 324, Tri. 413, 414, 416, 418, 424, D. C. 513, 514, 516, 518, 524, 43-3, 47-3, 55-3, 58-3, 64-3, 147-3, 155-3, 158-3, Tri. Boynton's New Gas Tight Improved (Furnace) Boynton Furnace Co. 613, 614, 616, 618, 624, D. C. 713, 714, 716, 718, 724, Tri. Boynton's New Steel Plate (Furnace) Boynton Furnace Co. 232, 236, 240, 244, D. C. 332, 336, 340, 344, Tri.

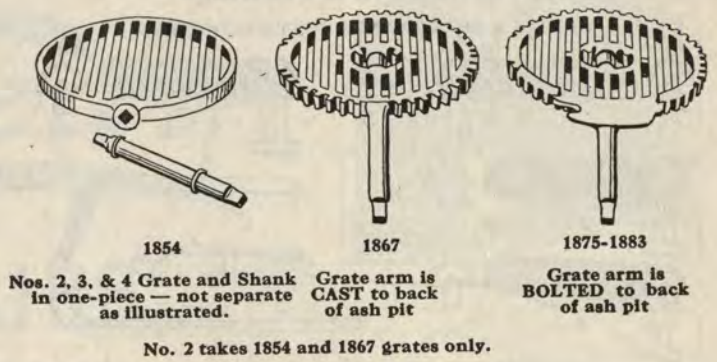
FURNACE AND BOILER REPAIRS

Capitol Winchester (Round Boiler) United States
Always give SERIAL NUMBER of Boiler in addition to size number.
Steam — 1130, 1140, 1230, 1240, 1330, 1340, 1350, 1440, 1450, 1460, 1540, 1550, 1560, 1640, 1650, 1660, Rotary Duplex & Rocking.
Water — 2130, 2140, 2230, 2240, 2330, 2340, 2350, 2440, 2450, 2460, 2540, 2550, 2560, 2640, 2650, 2660, Rotary Duplex & Rocking.
Steam — 3130, 3140, 3230, 3240, 3330, 3340, 3350, 3440, 3450, 3460, 3540, 3550, 3560, 3640, 3650, 3660, Rotary Duplex & Rocking.
Water — 4130, 4140, 4230, 4240, 4330, 4340, 4350, 4440, 4450, 4460, 4540, 4550, 4560, 4640. Rotary Duplex and Rocking.
Steam & Water — 14, 15, 24, 25, 31, 32, 33, 34, 35, 36, 37, 44, 45, 46, 47, 54, 55, 56, 57, 64, 65, 66, 67, 74, 75, 76, 77, Rotary Duplex. 84, 85, 86, 87, Rocking.
Carpenter (Wrought Iron Furnace) C. Carpenter & Co.
2, 3, 4, 5, Pl. Give date. Brick set or portable!

Radiator Corporation.
ROTARY DUPLEX GRATE


A—Long Duplex Grate Bar
B—Short Duplex Grate Bar
C—Grate Ring
D—Grate Frame

GRATES FOR CHILSON CONE FURNACES



CARTON FURNACES. Carton Furnace Co. & International Heater Co.
Give pattern number of part wanted.
4, 5, 6, 7, 8, 9, 10, 11, 12, 22, 24, 25, 28, 30, 32, 36, 38, 40, 41, 42, 43, 44, 45, 45 1/2, 46, 47, 48, 50, 51, 52, 53, 54, 55, 56, 57, 60, 65, 66, 70, 75, 76, 80, 84, 85, 86, 87, 90, 94, 95, 96, 97, 100, 104, 105, 106, 110, 115, 116, 117, 118, 119, 120, 122, 123, 124, 125, 126, 127, 128, 129, 130, 131, 132, 133, 134, 135, 136, 137, 138, 139, 140, 148, 149, 151, 152, 153, 154, 156, 157, 165, 175, 176, 187, 197, 198, 217, 227, 235, 236, 237, 240, 242, 246, 252, 256, 260, 265, 275, 276, 287, 297, 298, 327, 332, 335, 336, 337, 340, 342, 346, 352, 356, 360, 436, 440, 442, 446, 452, 456, 460, 832, 836, 840, 842, 846, 852, 932, 936, 940, 942, 946, 952, Tri.
536, 540, 542, 546, 552, 556, 560, 632, 636, 640, 642, 646, 652, 732, 736, 740, 742, 536, 540, 542, 546, 552, 556, 560, 632, 636, 640, 642, 646, 652, 732, 736, 740, 742, 746, 752, 1028, 1032, 1036, 1040, 1044, 1048, 1128, 1132, 1136, 1140, 1144, 1148, Hex.
"A" Series — 236, 240, 242, 246, 252, 256, 260, Tri.
536, 540, 542, 546, 552, 556, 560, Hex.
"D" Series — 932, 936, 940, 942, 946, 952, Tri. 632, 636, 640, 642, 646, 652, Hex.
"F" Series — 832, 836, 840, 842, 846, 852, Tri. 732, 736, 740, 742, 746, 752, Hex.
"K" Series — 1028, 1032, 1036, 1040, 1044, 1048, Hex. Give date.
"L" Series — 1128, 1132, 1136, 1140, 1144, 1148, Hex. Give date.

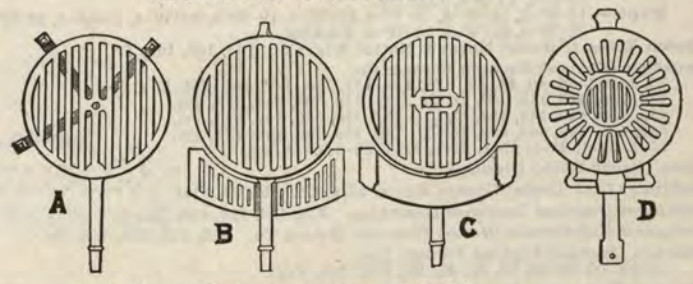
GRATES FOR CARTON FURNACES



Carton (Sectional Boiler) Carton Furnace Co. and International Heater Co.
"A" Series — 3, 4, 5, 6, 7, 8, Rocking.
"C" Series — 5, 6, 7, 8, 9, 10, 11, Rocking.
"D" Series — 7, 8, 9, 10, 11, 12, 13, 14, Rocking.
Carton (Sectional Boiler) International Heater Co.
20 in. Grate — Steam 204, 205, 206, 207, 208, Rocking.
Water 420, 520, 620, 720, 820, Rocking.
30 in. Grate — Steam 305, 306, 307, 308, 309, 3010, Rocking.
Water 530, 630, 730, 830, 930, 1030, Rocking.
40 in. Grate — Steam 407, 408, 409, 4010, 4011, 4012, Rocking.
Water 740, 840, 940, 1040, 1140, 1240, Rocking.
Carton (Square Boiler) Carton Furnace Co. and International Heater Co.
"B" Series — 1, 3, 5, Rocking.
Carton F (Round Boiler) International Heater Co.
Steam — 1, 2, 3, 4, 5, 6, 7, 8, 9, 11, Rocking.
Water — 01, 10, 20, 30, 40, 50, 60, 70, 80, 90, 100, Rocking.
On Nos. 1, 2, 10 and 20 state whether grate shakes from front or right hand side of heater.
Carton G (Tank Heater) International Heater Co.
110, 120, 130, 140, 150, 160, Rocking.
Does grate shake from front or right side of heater.
Carton Double Cylinder (Furnace) Carton Furnace Co. 123, 133, 139, 149, Tri.
Carton Jr. (Furnace) Carton Furnace Co. 332, 336, 340, 342, 346, 356, Tri.
Carton Low Gas Tight (Furnace) Carton Furnace Co.
265, 276, 287, 298, 327, 335, 337, Tri.
Carton Phoenix (Furnace) Carton Furnace Co. & International Heater Co.
41, 42, 43, 44, 45, 45 1/2, 46, 47, 48, 131, 132, 135, 137, 140, Tri.
Carton Tropic (Furnace) Carton Furnace Co. & International Heater Co.
51, 52, 53, 54, 56, 57, 151, 152, 153, 154, 156, 157, Tri.
Carton Tubular Gas Tight (Furnace) Carton Furnace Co.
436, 440, 442, 446, 452, 456, 460, Tri.
Casco (Furnace) Portland Stove Fdy. Co. 030, 034, 038, 042, Tri.
Champion (Furnace) Magee Furnace Co. Give date. Portable or Brick Set!
40, 50, 60, 70, 80, Pl. & Tri.
Champion (Wood Furnace) Boynton Furnace Co. 17X, 18X, 19X, 317, 318, 320.
See New Champion Wood Furnace.
Chicago (Water Laundry) American Radiator Co. 101, D. C.

Clarion (Furnace) Wood, Bishop & Co. 17, 20, 24, 27, Tri.
Clarion Oak (Furnace) Wood, Bishop & Co. 240, 270, Tri.
Cle-Bar (Round Water Boiler) Cleghorn Co. 12, 15, 18, 21, 24, Rocking.
Climax (Furnace) Boynton Furnace Co.
32, 36, 40, 44, 52, 132, 136, 140, 144, 152, 232, 236, 240, 244, 252, D. C.
332, 336, 340, 344, 352, 364, 432, 436, 440, 444, 452, 460, 464, D. C. & Tri.
532, 536, 540, 544, 552, 532-1, 536-1, 540-1, 544-1, 552-1, 560-1, 564-1, Tri.
632, 636, 640, 644, 652, 660, 664, D. C.
732, 736, 740, 744, 752, 760, 764, 732-1, 736-1, 740-1, 744-1, 752-1, Tri.
Clinton (Furnace) O'Toole Bros. 201, 221, 241, 261, 281, Tri.
Colonial (Furnace) Barstow Stove Co.
19, 21, 24, 219, 221, 224, Tri.
132, 134, 135, 138, 140, 142, 232, 234, 235, 238, 240, 242, Tri.
334, 338, 342, 346, 341, 334C, 338C, 342C, 346C, 341C, Tri.
Colonial (Furnace) International Heater Co. Has grate one or two shank bars!
229, 234, 239, 244, 249, 234D, 239D, 244D, 249D, Tri.
Colonial (Round Boiler) Bay State Heating Co.
Steam — 217-S, 317-S, 417-S, 320-S, 420-S, 323-S, 423-S, 523-S, 326-S, 426-S, 526-S, 329-S, 429-S, 529-S, Tri.
Water — 217-W, 317-W, 417-W, 320-W, 420-W, 520-W, 323-W, 423-W, 523-W, 326-W, 426-W, 526-W, 329-W, 429-W, 529-W, Tri.
Steam — 11-16-S-2, 11-16-S-3, 11-19-S-2, 11-19-S-3, 11-19-S-4, 11-22-S-2, 11-22-S-3, 11-22-S-4, 11-25-S-3, 11-25-S-4, 11-25-S-5, Tri.
Water — 11-16-W-2, 11-16-W-3, 11-19-W-2, 11-19-W-3, 11-19-W-4, 11-22-W-2, 11-22-W-3, 11-22-W-4, 11-25-W-3, 11-25-W-4, 11-25-W-5, Tri.
Colonial (Sectional Boiler) Bay State Heating Co.
Steam & Water — 204, 205, 206, 207, 208, 305, 306, 307, 308, 309, Rocking.
Steam — 40-S-5, 40-S-6, 40-S-7, 40-S-8, 40-S-9, 40-S-10, 40-S-11, Rocking.
Water — 40-W-5, 40-W-6, 40-W-7, 40-W-8, 40-W-9, 40-W-10, 40-W-11, Rocking.
Colonial Household (Furnace) White-Warner Co. 138, 142, 148, 156, Tri.
Columbia (Furnace) S. M. Howes Co. 32-19, 35-21, 40-24, Tri.
Columbia Household (Furnace) White, Warner & Co.
118, 120, 123, 126, 129, 134, Tri. 38C, 42C, 48C, 56C, Tri.
Columbian Banner (Furnace) Keeley Stove Co. 36, 40, 44, 48, 52, D. C.
328, 332, 336, 340, 344, Tri. Do shanks of shaker bars extend through front of furnace?
Series A — 328, 332, 336, 340, 344, Tri.
Columbian Banner Improved (Furnace) Keeley Stove Co. 36, 40, 44, 48, 52, D. C.
Comet (Furnace) Stamford Foundry Co.
32, 36, 132, 136, 146, 154, 332, 336, 340, 348, 358, Tri. 232, 236, 240, 244, 248, Tri.
Comfort (Furnace) Graff Furnace Co.
332, 336, 340, 345, Tri. Give date — 1896 or 1900.
628, 632, 636, 640, 645, 652, 740, 744, 748, 832, 836, 840, 844, 848, Tri.
See Faultless Comfort Furnace.
Comfort (Furnace) J. J. Stephan. 332, 336, 340, 345, Tri.
Comfort (Furnace) Oren Hooper & Sons. 403, 404, 405, 406, 407, 408, Hex.
Comfort (Furnace) A. T. Rossiter. 1028, 1032, 1036, 1040, 1044, 1048, Tri.
Comfort (Furnace) H. D. Trask Co.
328, 332, 336, 340, 344, 348, Hex. 528, 532, 536, 540, 544, 548, Hex.
Comfort (Furnace) Trask Heating Co.
132A, 136A, 140A, 146A, Tri. 574 Tri.
238, 332, 336, 430, 434, 438, Hex. 628, 632, 636, 642, 646, 648, Tri.
278, 372, 376, 470, 474, 478, Tri. 728, 732, 736, 740, 744, 748, Tri.
372A, 376A, 470A, 478A, Tri. 947, 949, 953, 959, 963, Tri.
Comfort (One Pipe Furnace) Trask Heating Co.
628, 632, 636, 642, 646, 648, 948, 952, 958, 962, Tri.
Comfort (Round Boiler) Trask Heating Co.
Steam — 15-S, 17-S, 19-S, 22-S, 25-S, 28-S, 31-S, 34-S, Rocking.
Water — 15-W, 17-W, 19-W, 22-W, 25-W, 28-W, 31-W, 34-W, Rocking.
Comfort Tubular (Furnace) Trask Heating Co. 271, 274, 276, 279, 374, Tri.
Commander (Furnace) Union Stove Works. Tell style of grate. See cuts.
24, 46, 48, 54, 280, 320, 360, 400, Pl. & D. C. Give letters on furnace, if any.

GRATES FOR COMMANDER FURNACE



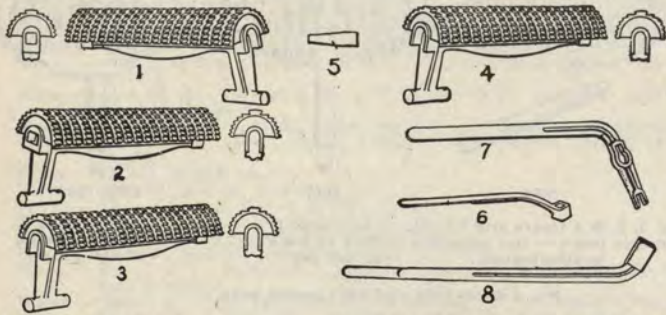
Commander E (Furnace) Union Stove Works. 54E, Tri.
Commonwealth (Water Heater) Walker & Pratt Mfg. Co. 18, 20, 22, 24, 28, 32, D. C.
Cone Furnace. See Chilson Cone Furnace.
Cottage (Furnace) Magee Furnace Co. 132, 135, 140, 145, 150, 155, Tri.
Cottage (Furnace) A. Cox Stove Co. 24, 28, 32, D. C.

CHILSON FURNACE. Gardner Chilson & Chilson Furnace Co.
We are the successors of this foundry and own the patterns which are still in existence.
Chilson Cone (Furnace) Gardner Chilson & Chilson Furnace Co.
2, 3, 4, 5, 6, 7, 8, 9, 10, Pl. See cuts of grates at top of page.
Give the latest date that appears on the furnace. The date 1854 appears on all furnaces but there is probably another date (1867, 1875 or 1883) as the 1854 furnace is almost obsolete.
Is furnace brick-set or portable? Has firepot an anti-clinker opening? Has furnace a dust flue in front of fire pot?

FURNACE AND BOILER REPAIRS

Cottage (Square Steam & Water Boiler) H. B. Smith Co.
00, 0, Rocking. 1, 2, 3, Rocking & Tri. 4, 5, 6, Rocking.

GRATES & SHAKERS FOR COTTAGE BOILERS

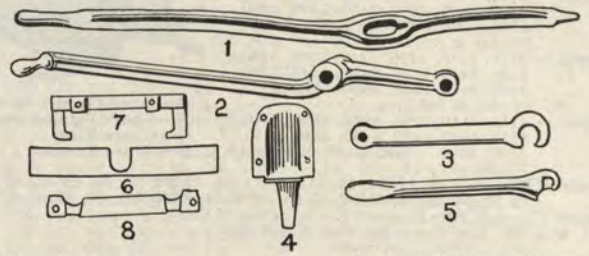


- 1 Front grate bar
 - 2 Second grate bar
 - 3 Back grate bars
 - 4 Grate bar (all same) Nos. 4, 5, & 6.
 - 5 Grate spindle which supports grate bars
 - 6 Old style shaker handle (all sizes)
 - 7 New style shaker handle, Nos. 00, 0, 1, 2, 3
 - 8 New style shaker handle, Nos. 4, 5, 6.
- Tell the position of grate bars wanted, counting from front to back on the Rocking grate and from left to right on the Triangular grate.

Dome Bay State (Furnace) Barstow Stove Co.
29, 32, 35, 39, 45, D. C. 51, 53, Dump Center. 390, 390B, 450, 450B, Tri.

REPAIR PARTS FOR DOME BAY STATE FURNACES

(29-53 Series)



- 1 Upright Shaker
- 2 Combination Shaker
- 3 " " Link
- 4 " " Plug
- 5 Short Shaker or Dumper
- 6 Follower
- 7 " " Guide
- 8 " " Support or Track

See Barstow Dome Brick and Barstow Dome Portable Furnaces.

CRAWFORD FURNACES & BOILERS. Walker & Pratt Mfg. Co.

Crawford (Furnace) Walker & Pratt Mfg. Co. 20, 22, 25, 28, 32, Tri.
119, 121, 124, 127, 0121, 0124, 221, 224, 227, 230, 234, Tri.

CRAWFORD FURNACE 100 Series Ash Pit and Grate Parts



- A—Shaker Shaft—First made with loose cog. Now made with cog cast to shaft.
- B—Center Grate Bar
- C—Cog Wheel
- D—Front grate support
- E—Grate lock bar
- F—Grate stopper in shield
- G—Front grate support
- H—Grate lock bar
- I—Grate stopper in shield

Crawford (Sectional Boiler) Walker & Pratt Mfg. Co.
Steam & Water — 18-4, 18-5, 18-6, 18-7, 18-8, Rocking.
Steam & Water — 24-4, 24-5, 24-6, 24-7, 24-8, 24-9, Rocking.
Steam & Water — 32-4, 32-5, 32-6, 32-7, 32-8, 32-9, 32-10, Rocking.

Crawford (Round Boiler) Walker & Pratt Mfg. Co.
Steam — 26, 31, D. C. Water — 25, 30, D. C.
Steam — 218, 220, 222, 225, 228, Tri. Water — 118, 120, 122, 125, 128, Tri.

Crawford Cadet (Round Boiler) Walker & Pratt Mfg. Co.
Steam — 216, 418, Tri. Water — 112, 114, 116, 318, Tri.

Crescent (Furnace) H. N. Clark Co.
25, 28, Dump Center. 32, 36, Tri.
128, 132, 136, 140, 144, 228, 232, 236, 240, 244, Tri.

See New Crescent Furnace.

Crescent (Water Laundry) H. N. Clark Co. 35, 70, 80, D. C.

Crescent (Round Boiler) Model Heating Co.
Steam — 217-S, 317-S, 417-S, 320-S, 420-S, 520-S, 323-S, 423-S, 523-S, 326-S, 426-S, 526-S, 329-S, 429-S, 529-S, Tri.
Water — 217-W, 317-W, 417-W, 320-W, 420-W, 520-W, 323-W, 423-W, 523-W, 326-W, 426-W, 526-W, 329-W, 429-W, 529-W, Tri.

Crescent (Round Water Boiler) Blake & Andros. 12, 14, 16, 18, 20, 22, 24, 27, 30, Pl.

Crescent Improved (Round Water Boiler) Gibby Foundry Co.
12, 14, 16, 18, 20, 25, 31, Pl.

Crescent Homestead (Furnace) H. N. Clark Co. 360, Tri.

Crescent Household (Furnace) White, Warner Co.
360, 380, 420, 460, 236, 238, 242, 246, Tri.

Crown Gem (Round Boiler) Abendroth Bros. & J. H. Young Co.
Steam — 16-S-2, 16-S-3, 16-S-4, 19-S-2, 19-S-3, 19-S-4, 22-S-2, 22-S-3, 22-S-4
25-S-3, 25-S-4, Rocking.
Water — 16-W-2, 16-W-3, 16-W-4, 19-W-2, 19-W-3, 19-W-4, 22-W-2, 22-W-3, 22-W-4, 25-W-3, 25-W-4, Rocking.

Crown Kinco (Furnace) Noyes & Nutter Mfg. Co. 161, 165, 167, Tri.

Crusader (Furnace) Boynton Furnace Co.
25, 28, 32, 36, 40, 44, 52, 125, 128, 132, 136, 140, 144, 152, D. C.
232, 236, 240, 244, 252, D. C. 332, 336, 340, 344, 352, Tri.
432, 436, 440, 444, 452, D. C. 532, 536, 540, 544, 552, Tri.
632, 636, 640, 644, 652, D. C. 732, 736, 740, 744, 752, Tri.
35-1, 39-1, 43-1, 47-1, 51-1, 55-1, 58-1, 64-1, Tri.

Dana (Round Boiler) Higgins & Co.

Defance (Tank Heater) Gurney Heater Mfg. Co. 10, 12, Flat.

Demarest (Furnace) Demarest Heater Co. 420, 423, 426, 430, Tri.

Demarest (Combination Heater) Demarest Heater Co. 420, 423, 426, 430, Tri.

Dighton (Furnace) Dighton Furnace Co.
19, 21, 23, 25, 28, 30, 32, 36, 280, 320, 360, Tri.

Dighton B (Furnace) Dighton Foundry Co. 90, 91, 93, 95, Tri.


Dighton Oak (Furnace) Dighton Furnace Co. 190, 210, 230, 250, 280, Tri.

Dr. Nichols (Furnace) LeBosquet Bros. 1, 2, 3, 4, 4½, 5, 5½, Pl.


Dr. Pierce (Furnace) Wollaston Foundry Co. 18, 20, 22, 26, 30, Pl.

ECONOMY FURNACE. J. F. Pease Furnace Co. & International Heater Co.

- Regular Pattern. (See Cut.) 4, 8, 10, 14, 16, 18, 20, 304, 308, 310, 314, 316, 318, 320.
- Low Down Pattern. (See Cut.) 8, 10, 14, 16, 18, 20, 308, 310, 314, 316, 318, 320, 310D, 314D, 316D, 318D, 320D.
- 1895 Pattern. 408, 410, 414, 416, 420.
- Economy (Combination Heater) J. F. Pease Fce. Co. & International Heater Co.
Regular Pattern. (See Cut.) 10, 14, 16, 18, 20, 310, 314, 316, 318, 320.
Low Down Pattern. (See Cut.) 10, 14, 16, 18, 20, 310, 314, 316, 318, 320.
State style of grate. See cuts of grates below.

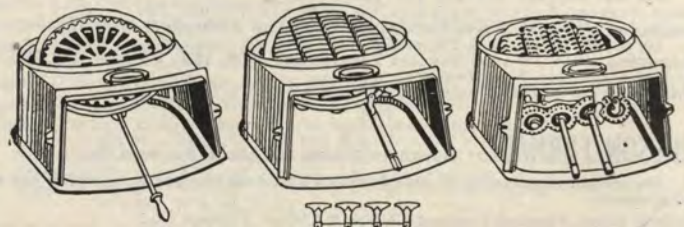


Economy — Regular Pattern



Economy — Low Down Pattern

GRATES FOR PEASE ECONOMY FURNACES



- Anti-Clinker Flat Grate
 - Rocking "T" Grate
 - Revolving Hollow Bar Grate
- State the number of bars in the grate, also whether one, two or three shaker bars.

FURNACE AND BOILER REPAIRS

Economy (Furnace) International Heater Co. Give date.
1028, 1032, 1036, 1040, 1044, 1048, 1128, 1132, 1136, 1140, 1144, 1148, Hex.
Economy (Furnace) International Heater Co. & Waverly Heating Supply Co.
1836, 2040, 2244, 2448, 2652, Tri.
Economy (One Pipe Furnace) International Heater Co. and Waverly Heating Supply Co.
1842, 2046, 2250, 2454, Tri.
Economy (Round Boiler) J. F. Pease Furnace Co.
Steam — 210, 214, 218, 220, Rocking Grate.
Water — 110, 114, 118, 120, Rocking Grate.
Economy (Round Boiler) See International Economy (Round Boiler)
Economy (Sectional Boiler) See International Economy (Sectional Boiler)
Economy (Wood Burning One Pipe Furnace) International Heater Co. 523, 524.
Elmwood Heater (Furnace) Weir Stove Co. 119, 122, 125, Tri.
Equator (Furnace) Walker & Pratt Mfg. Co. 130, 140, 150, 160, 170, 180, D. C.
131, 141, 151, 161, 171, 181, Tri.
Essex (Round Steam & Water Boiler) Gurney Heater Mfg. Co. 17, 19, 21, 23, 25, Tri.
No. 19 — Has grate one or two shaking bars?
Essex (Furnace) Utica Heater Co.
32-18, 36-20, 40-22, 44-24, Tri.
Essex (One Pipe Furnace) Utica Heater Co.
320-18, 360-20, 400-22, 440-24, Tri.
Etna (Furnace) Richardson & Boynton Co. 32, 36, 40, 44, 50, Tri.
Etna (Furnace) Wood, Bishop & Co. 2, 3, 4, 43, 05, 5, 6, Tri. & D. C.
Everett (Furnace) Magee Furnace Co. 1732, 1932, 1934, 2135, 2136, 2440, 2645, Tri.
Excel (Round Boiler) Johnson-Washburn Co.
Steam — 1019, 2019, 3019, 1022, 3022, 1025, 2025, 3025, Rocking.
Water — 2170, 3170, 4170, 2190, 3190, 4190, 2220, 3220, 4220, 1250, 2250, 3250, 4250, 2280, 3280, 4280, Rocking.
Steam — 217-S, 317-S, 417-S, 220-S, 320-S, 420-S, 520-S, 223-S, 323-S, 423-S, 523-S, 326-S, 426-S, 526-S, 329-S, 429-S, 529-S, 629-S, Tri.
Water — 217-W, 317-W, 417-W, 220-W, 320-W, 420-W, 520-W, 223-W, 323-W, 423-W, 523-W, 326-W, 426-W, 526-W, 329-W, 429-W, 529-W, 629-W, Tri.
Steam — 1-15-S, 1-17-S, 2-17-S, 3-17-S, 1-19-S, 2-19-S, 3-19-S, 1-22-S, 2-22-S, 3-22-S, 1-25-S, 2-25-S, 3-25-S, 1-28-S, 2-28-S, 3-28-S, Rocking.
Water — 17-2-W, 17-3-W, 17-4-W, 19-2-W, 19-3-W, 19-4-W, 22-2-W, 22-3-W, 22-4-W, 25-2-W, 25-3-W, 25-4-W, 28-2-W, 28-3-W, 28-4-W, 28-5-W, Rocking.
Excel Improved (Round Boiler) Johnson-Washburn Co.
Steam — S-17-4, S-17-5, S-17-6, S-19-4, S-19-5, S-19-6, S-22-4, S-22-5, S-22-6, S-25-4, S-25-5, S-25-6, S-28-4, S-28-5, S-28-6, S-31-4, S-31-5, S-31-6, Tri.
Water — W-17-4, W-17-5, W-17-6, W-19-4, W-19-5, W-19-6, W-22-4, W-22-5, W-22-6, W-25-4, W-25-5, W-25-6, W-28-4, W-28-5, W-28-6, W-31-4, W-31-5, W-31-6, Tri.
Steam — 184-S, 185-S, 186-S, 204-S, 205-S, 206-S, 234-S, 235-S, 236-S, Tri.
Water — 184-W, 185-W, 186-W, 204-W, 205-W, 206-W, 234-W, 235-W, 236-W, Tri.
Excel (Sectional Boiler) Johnson-Washburn Co.
Steam — 415, 515, 615, 715, 521, 621, 721, 821, 528, 628, 728, 828, 928, 536, 636, 736, 836, 936, Rocking.
Water — 4150, 5150, 6150, 7150, 5210, 6210, 7210, 8210, 5280, 6280, 7280, 8280, 9280, 5360, 6360, 7360, 8360, 9360, Rocking.
Steam — 204-S, 205-S, 206-S, 207-S, 208-S, 305-S, 306-S, 307-S, 308-S, 309-S, 3010-S, Rocking.
Water — 204-W, 205-W, 206-W, 207-W, 208-W, 305-W, 306-W, 307-W, 308-W, 309-W, 3010-W, Rocking.
Steam — 42-6-S, 42-7-S, 42-8-S, 42-9-S, 42-10-S, 42-11-S, 42-12-S, 42-13-S, 42-14-S, Rocking.
Water — 42-6-W, 42-7-W, 42-8-W, 42-9-W, 42-10-W, 42-11-W, 42-12-W, 42-13-W, 42-14-W, Rocking.
Steam — 537-S, 538-S, 539-S, 5310-S, 5311-S, 5312-S, 5313-S, 5314-S, 5315-S, 5316-S, Rocking.
Water — 537-W, 538-W, 539-W, 5310-W, 5311-W, 5312-W, 5313-W, 5314-W, 5315-W, 5316-W, Rocking.
Steam — S-18-4, S-18-5, S-18-6, S-18-7, S-24-4, S-24-5, S-24-6, S-24-7, S-24-8, S-30-5, S-30-6, S-30-7, S-30-8, S-30-9, S-30-10, S-36-11, S-36-12, S-36-13, S-50-6, S-50-7, S-50-8, S-50-9, S-50-10, S-50-11, S-50-12, Rocking.
Water — W-18-4, W-18-5, W-18-6, W-18-7, W-24-4, W-24-5, W-24-6, W-24-7, W-24-8, W-30-5, W-30-6, W-30-7, W-30-8, W-30-9, W-36-11, W-36-12, W-36-13, W-36-14, W-36-15, W-36-16, W-36-17, W-36-18, W-50-6, W-50-7, W-50-8, W-50-9, W-50-10, W-50-11, W-50-12, Rocking.
Excel (Tank Heater) Johnson-Washburn Co. 0, 10, 12, 16, D. C. 18, 20, 22, Rocking.
Excel Improved (Tank Heater) Johnson-Washburn Co.
110, 112, 114, 116, 181, Tri.
Excelsior (Round Boiler) American Radiator Co. Steam & Water — 16, 18, 20, Tri.
Excelsior (Furnace) Richmond Stove Co. 118, 121, 124, 127, 318, 321, 324, 327, Tri.
Fairmount (Furnace) Leonard & Baker Stove Co. 19-34, 21-36, 24-40, Tri.
Falmouth (Square Steam & Water Boiler) Willey & Calhoun.
00, 0, Rocking. 1, 2, 3, Rocking & Tri. 4, 5, 6, Rocking.
Faneuil (Furnace) Smith & Thayer Co.
18, 20, 22, 24, 26, 28, Hex. Give letter, "D," "F," or "G."
Faultless (Furnace) Graff & Co. & Graff Furnace Co.
30, 40, 50, 60, 70, Tri. 1540, 1544, 1550, 1556, Tri.
Faultless (Round Steam & Water Boiler) Graff Furnace Co.
Faultless (Sectional Steam & Water Boiler) Graff Furnace Co.
Faultless Comfort (Furnace) Graff Furnace Co.
1030, 1034, 1038, 1042, 1048, 1052, 1056, Tri.
1734, 1938, 2142, 2448, 2752, 2956, 3160, Tri.
1938X, 2142X, 2448X, 2752X, 2956X, 3160X, Tri.
Faultless Comfort Pipeless (One Pipe Furnace) Graff Furnace Co.
1734, 1938, 2142, 2448, 2752, 2956, 1442, 2048, 2352, Tri.
Faultless Lackawanna (Furnace) Graff Furnace Co. 1638, 1642, 1646, 1652, 1660, Tri.
Faultless Scientific Heater (Furnace) Graff Furnace Co.
17-44, 19-48, 22-54, 25-60, 30-70, 17-44A, 19-48A, 22-54A, 25-60A, 30-70A, Tri.
Federal (Furnace) Samuels Supply Co. 17, 19, 21, 24, 26, Tri.
Federal (One Pipe Furnace) Samuels Supply Co. 17, 19, 21, 24, Tri.
Federal (Round Steam & Water Boiler) Samuels Supply Co. 18, 21, Tri.
Felton (Furnace) B. W. Felton. 34, 38, 43, 39, 43, 46, 50, Pl.
Felton (Furnace) Felton-Turner Heating Co.
65, 67, 69, 71, 73, 165, 167, 169, 171, 173, Tri.
632, 636, 640, 644, 648, 732, 736, 740, 744, 748, Tri.
732A, 736A, 740A, 744A, 748A, Tri.
132, 136, 140, 144, 154, 232, 236, 240, 244, 254, Tri.
1028, 1032, 1036, 1040, 1044, 1048, Hex.
1928, 2237, 2542, Tri.
1934, 2136, 2440, Tri.
47-34, 24-36, Tri.

Florida (Round Steam Boiler) Pierce, Butler & Pierce Mfg. Co.
Florida Improved (Round Steam Boiler) Pierce, Butler & Pierce Mfg. Co.
80, 81, 82, 83, 84, 85, 86, 87, 88, 89, 90, 91, 92, 93, 94.
Florida Jr. (Round Steam Boiler) Pierce, Butler & Pierce Mfg. Co.
501, 502, 503, 504, 505, 1501, 1502, 1503, 1504, 1505, Rocking.
1521, 1522, 1523, 1524, 1525, Tri.
Foord (Furnace) Howard Heating Co. 0336, 0340, 0344, Tri.
Foster (Round Steam & Water Boiler) Foster Heating Co.
Franklin (Furnace) Portland Stove Foundry Co. 1, 3, 6, Tri. 1B, 3B, 6B, Tri.
Franklin Oak (Furnace) Portland Stove Foundry Co.
020, 023, 026, 029, 1020, 1023, 1026, 1029, Tri.
Franklin Oak (One Pipe Furnace) Portland Stove Foundry Co.
1020, 1023, 1026, 1029, 1120, 1123, 1126, Tri.
Fuller & Warren Co. (Furnace) Fuller & Warren Co.
16, 18, 20, 22, 24, 26, 28, 31, 35, 22R, 24R, 26R, 28R, 31R, 35R, Tri.
128, 132, 136, D. C. 140, Tri. & D. C. 227, 233, 238, 243, Tri. & D. C.
220, 240, 260, 280, 300, 225, 245, 265, 285, 350, Tri. & D. C. 400, Tri.
365, 425, 475, 525, Tri. & D. C. 405, 465, 515, 565, Tri. & D. C.
318, 320, 322, 324, 326, 328, Tri. 422, 424, 426, 428, Tri.
522, 524, 526, 528, Tri. 720, 722, 724, 726, Tri. 800, Yri.

BASES AND GRATES FOR FULLER & WARREN FURNACES



Fuller & Warren Stack Heater (Furnace) Fuller & Warren Co.
128, D. C. 18, 32, 322, Tri.
Fuller & Warren (Wood Furnace) Fuller & Warren Co.
22R, 24R, 26R, 28R, 31R, 35R, D. C.
F22-42, F34-48, F26-53, F28-58, F31-60, F-35-65, Tri.
Fuller & Warren (Round Water Boiler) Fuller & Warren Co. 47, D. C.
226, 230, 234, Tri.
Fuller & Warren (Tank Heater) Fuller & Warren Co. 12, 15, 18, Tri.
Gaffney (Furnace) T. Gaffney & Co.
24, 28, 32, 36, 40, 44, Pl. & D. C. 632, 636, 640, 644, 648, Tri.
Gem (Furnace) Abendroth Bros. 136, 140, 236, 240, 346, 350, Tri.
Gem (Round Steam and Water Boiler) Abendroth Bros.
Water — 16, 19, 22, 25, 28, 216, 219, 222, 225, 228, Tri.
Steam — 116, 119, 122, 125, 128, 316, 319, 322, 325, 328, Tri.
See Crown Gem, Little Gem & Sturdy Gem Boilers.
Giant (Furnace) Richardson & Boynton Co.
24, 28, 32, 36, 40, 44, 50, 54, 60, 32A, 36A, 40A, 44A, 50A, Tri.
Glendale (Furnace) G. C. Tornsgren.
229, 234, 239D, 244D, 249D, Tri. Has grate one or two shank bars?

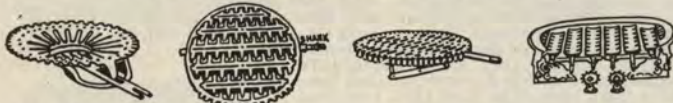
GLENWOOD FURNACES & BOILERS. Weir Stove Co. & Glenwood Range Co.

Glenwood (Furnace) Weir Stove Co.
17, 20, 24, 28, 28B, 34, 117, 120, 124, 128, 128B, 220, 224, 228, Tri.
Glenwood Oak (Furnace) Weir Stove Co. 016, 019, 022, 026, Tri.
Glenwood (Wood Furnace) Weir Stove Co. 022, 026, Tri. & Wood. 50 Wood.
See Home Glenwood, Modern Glenwood, Ruby Glenwood, Solar Glenwood, and Sunny Glenwood Furnaces.
Glenwood (Round Steam & Water Boiler) Weir Stove Co.
Steam — 1, 2, 4, 6, 8, 28, 31, Tri. Give date.
Water — 1, 01, 2, 02, 4, 04, 6, 06, 8, 28, 31, Tri. Give date.
In ordering grates for No. 6 tell whether grate has 2 or 3 shaking bars.
Steam — 1900, 190, 2200, 220, 2500, 250, 2800, 280, 3200, 320, Tri.
Water — 0019, 019, 0022, 022, 0025, 025, 0028, 028, 0032, 032, Tri.
Steam — 180, 181, 182, 200, 201, 202, 230, 231, 232, 260, 261, 262, 263, Tri.
Water — 1800, 1810, 1820, 2000, 2010, 2020, 2300, 2310, 2320, 2600, 2610, 2620, 2630, Tri.
Steam — 215, 217, 219, 222, Tri.
Water — 111, 113, 115, 117, 119, 122, Tri.
Glenwood (Sectional Steam & Water Boiler) Weir Stove Co.
Steam — S-15-4, S-15-5, S-15-6, S-22-5, S-22-6, S-22-7, S-22-8, S-28-5, S-28-6, S-28-7, S-28-8, S-36-5, S-36-6, S-36-7, S-36-8, S-36-9, S-48-6, S-48-7, S-48-8, S-48-9, S-48-10, Rocking.
Water — W-15-4, W-15-5, W-15-6, W-22-5, W-22-6, W-22-7, W-22-8, W-28-5, W-28-6, W-28-7, W-28-8, W-36-5, W-36-6, W-36-7, W-36-8, W-36-9, W-48-6, W-48-7, W-48-8, W-48-9, W-48-10, Rocking.
Steam & Water — 18-4, 18-5, 18-6, 18-7, 18-8, 18-9, 18-10, 18-11, 18-12, 27-6, 27-7, 27-8, 27-9, 27-10, 27-11, 27-12, 27-13, 27-14, 27-15, 27-16, 36-7, 38-8, 36-9, 36-10, 36-11, 36-12, 36-13, 36-14, 36-15, 36-16, Rocking.
Steam — 2204, 2205, 2206, 2207, 2705, 2706, 2707, 2708, 3606, 3607, 3608, 3609, 3911, 3912, 3913, 3914, 3915, Rocking.
Water — 4022, 5022, 6022, 7022, 5027, 6027, 7027, 8027, 6036, 7036, 8036, 9036, 1139, 1239, 1339, 1439, 1539, Rocking.
Glenwood (Laundry & Tank Heater) Weir Stove Co. 1D, D. C.
Glenwood (Tank Heater) Weir Stove Co. 10, 12, 15, Rocking.
011, 013, 015, 110A, 130A, 111, 113, 115, 117, 119, 122, 313, 315, Tri. 510, 512, Pl.
Glenwood (Water Laundry) Weir Stove Co.
010B, 012B, 210B, 212B, 310, 312, 410, 412, Pl.
Glenwood Single Pipe (Furnace) Weir Stove Co.
"A" Series — 360, 401, 452, Tri.
"B" Series — 19, 21, 24, 26, Tri.
Glenwood Stack Heater (Furnace) Weir Stove Co. 14, Pl.
Glenwood C (Furnace) Weir Stove Co. 18, 21, 24, 27, 30, Tri.
Glenwood E (Furnace) Weir Stove Co. 19, 21, 24, Tri.
Glenwood Junior (Water Laundry) Weir Stove Co. 310, 312, Pl.
Gold (Sectional Steam Boiler) H. B. Smith Co. 1, 2, Rocking.
Golden Eagle (Furnace) G. C. Dunklee & Co.
5, 6, 7, 8, Pl. Is pin in center of bottom of grate straight or bent?
16, 18, 20, 22, 24, 26, Pl. Does grate take a long upright or short shaker handle?
Gothic (Tank Heater) Gurney Heater Co. 10, 12, 14, 16, Tri.
Grady, W. H. (Furnace) Barstow Stove Co. 19, 21, 24, Tri.

FURNACE AND BOILER REPAIRS

GURNEY STEAM & HOT WATER BOILERS. Gurney Heater Mfg. Co.

GRATES FOR GURNEY ROUND BOILERS

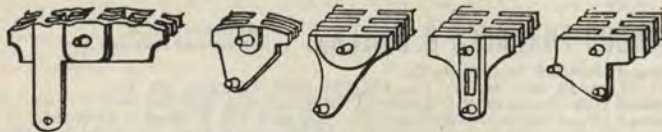


Old Pattern & 100 Series 300 Series Doric Doric & 400 Series

Gurney (Round Steam & Water Boiler) Gurney Heater Mfg. Co.
 Steam — 0, 1, 2, 3, 4, 5, 6, 7, Rocking.
 Water — 30, 31, 32, 33, 34, 35, 36, 37, 20, 22, 25, 28, 32, 36, 40, D. C.
 Water — 115, 116, 116½, 117, 120, 123, 126, 129, 131, D. C.
 "300" Series — Water — 300, 301, 302, 303, 303½, 304, 304½, 305, 306, 307, 308, 332, 333, 334, 335, 336, 337, 338.
 "400" Series — Water — 400, 401, 402, 403, 404, 405, 406, 407, 408, 409, Tri.
 Steam — 415, 425, 435, 445, 455, 465, 475, 485, Tri.
Be sure to state if letter "B," "C," "D," or "E" appears on flue door of heater.
 "400B" Series — Water — 400B, 401B, 402B, 403B, 404B, 405B, 406B, 407B, 408B, 409B, Tri.
 Steam — 415B, 425B, 435B, 445B, 455B, 465B, 475B, 485B, Tri.
 "400C" Series — Water — 400C, 401C, 402C, 402½C, 403C, 403½C, 404C, 404½C, 405C, 405½C, 406C, 406½C, 407C, 408C, 409C, Tri.
 Steam — 45C, 415C, 425C, 435C, 445C, 455C, 465C, 465½C, 475C, 485C, Tri.
 "400D" Series — Steam — 415D, 425D, 435D, 445D, Tri.
 "400E" Series — Steam — 415E, 425E, 435E, 445E, 455E, 465E, 465½E, 475E, 485E, Tri.
 Steam — 5-18-S, 5-21-S, 5-23-S, 5-26-S, Tri.
 Water — 5-18-W, 6-18-W, 5-21-W, 6-21-W, 5-23-W, 6-23-W, 5-26-W, 6-26-W, Tri.

Gurney (Sectional Steam & Water Boiler) Gurney Heater Mfg. Co.
 Steam & Water — 900, 901, 902, 903, Rocking.
 Steam & Water — 913, 914, 915, 916, 917, Rocking.
 Steam — 924-S, 925-S, 926-S, Rocking.
 Water — 924-W, 925-W, 926-W, Rocking.
 Steam & Water — 924A, 925A, 926A, Rocking.
 Steam & Water — 924B, 925B, 926B, Rocking. *See cuts.*
 Steam — 934-S, 935-S, 936-S, 937-S, 938-S, 939-S, Rocking.
 Water — 934-W, 935-W, 936-W, 937-W, 938-W, 939-W, Rocking.
 Steam & Water — 934A, 935A, 936A, 937A, 938A, Rocking.
 Steam & Water — 934B, 935B, 936B, 937B, 938B, Rocking. *See cuts.*
 Steam — 945-S, 946-S, 947-S, 948-S, 949-S, Rocking.
 Water — 945-W, 946-W, 947-W, 948-W, 949-W, Rocking.
 Steam & Water — 945A, 946A, 947A, 948A, 949A, Rocking.
 Steam & Water — 945B, 946B, 947B, 948B, 949B, Rocking. *See cuts.*

GRATE BARS FOR GURNEY SECTIONAL BOILERS



"A" Pattern "B"-1st Pattern "B"-2nd Pattern "B"-3rd Pattern "D" Pattern

Gurney Bright Idea (Water Tube Sectional Boiler) Gurney Heater Mfg. Co.
 Water — 60, 61, 62, 63, 70, 71, 72, 73, Rocking.
 Steam & Water — 600, 601, 602, 603, 700, 701, 702, 703, Rocking.
 Steam & Water — 1000, 1001, 1002, 1003, Rocking.
 Steam — 1020-S, 1021-S, 1022-S, 1023-S, 1024-S, 1025-S, Rocking.
 Water — 1020-W, 1021-W, 1022-W, 1023-W, 1024-W, 1025-W, Rocking.
 Steam & Water — 1100, 1101, 1102, 1104, 1105, 1106, 1107, 1108, Rocking. *If grate bar is wanted, state whether it shakes from left or right hand side of boiler.*
 Steam — 1130-S, 1131-S, 1132-S, 1133-S, 1134-S, 1135-S, Rocking.
If grate bar is wanted, state whether it shakes from left or right hand side of boiler.
 Water — 1130-W, 1131-W, 1132-W, 1133-W, 1134-W, 1135-W, Rocking.
If grate bar is wanted, state whether it shakes from left or right hand side of boiler.
 Steam & Water — 1200, 1201, 1202, 1203, 1204, 1205, 1206, 1207, 1208, 1209, 1210, Rocking. *If grate bar is wanted, state whether it shakes from left or right hand side of boiler.*
 Steam — 1250-S, 1251-S, 1252-W, 1253-S, 1254-S, 1255-S, 1256-S, Rocking.
If grate bar is wanted, state whether it shakes from left or right hand side of boiler.
 Water — 1250-W, 1251-W, 1252-W, 1253-W, 1254-W, 1255-W, 1256-W, Rocking.
If grate bar is wanted, state whether it shakes from left or right hand side of boiler.
 Steam & Water — 2028, 2034, 2040, 2046, 2052, 2058, 2064, Rocking.
 Steam — 1041-S, 1042-S, 1043-S, 1044-S, 1045-S, Rocking.
 Water — 1041-W, 1042-W, 1043-W, 1044-W, 1045-W, Rocking.
 Steam — 1150-S, 1151-S, 1152-S, 1153-S, 1154-S, 1155-S, Rocking.
If grate bar is wanted, state whether it shakes from left or right hand side of boiler.
 Water — 1150-W, 1151-W, 1152-W, 1153-W, 1154-W, 1155-W, Rocking.
If grate bar is wanted, state whether it shakes from left or right hand side of boiler.
 Steam — 1270-S, 1271-S, 1272-S, 1273-S, 1274-S, 1275-S, 1276-S, 1277-S, 1278-S, Rocking. *If grate bar is wanted, state whether it shakes from left or right hand side of boiler.*
 Water — 1270-W, 1271-W, 1272-W, 1273-W, 1274-W, 1275-W, 1276-W, 1277-W, 1278-W, Rocking. *If grate bar is wanted, state whether it shakes from left or right hand side of boiler.*
 Steam — 28-7-S, 28-8-S, 28-9-S, 28-10-S, 28-11-S, Rocking.
 Water — 28-7-W, 28-8-W, 28-9-W, 28-10-W, 28-11-W, Rocking.
 Steam — 40-9-S, 40-10-S, 40-11-S, 40-12-S, 40-13-S, Rocking.
If grate bar is wanted, state whether it shakes from left or right hand side of boiler.
 Water — 40-9-W, 40-10-W, 40-11-W, 40-12-W, 40-13-W, Rocking.
If grate bar is wanted, state whether it shakes from left or right hand side of boiler.
 Steam — 48-10-S, 48-11-S, 48-12-S, 48-13-S, 48-14-S, 48-17-S, 48-18-S, 48-20-S, 48-22-S, Rocking.
If grate bar is wanted, state whether it shakes from left or right hand side of boiler.
 Water — 48-10-W, 48-11-W, 48-12-W, 48-13-W, 48-14-W, 48-17-W, 48-18-W, 48-20-W, 48-22-W, Rocking. *If grate bar is wanted, state whether it shakes from left or right hand side of boiler.*

Gurney Smoke Consuming Down Draft (Sectional Boiler) Gurney Heater Mfg. Co.
 Steam — 1050-S, 1051-S, 1052-S, 1053-S, 1054-S, 1055-S, 1056-S, Rocking.
 Water — 1050-W, 1051-W, 1052-W, 1053-W, 1054-W, 1055-W, 1056-W, Rocking.
 Steam — 1280-S, 1281-S, 1282-S, 1283-S, 1284-S, 1285-S, 1286-S, 1287-S, 1288-S, 1289-S, 1290-S, 1291-S, 1292-S, Rocking. *If grate bar is wanted, state whether it shakes from left or right hand side of boiler.*
 Water — 1280-W, 1281-W, 1282-W, 1283-W, 1284-W, 1285-W, 1286-W, 1287-W, 1288-W, 1289-W, 1290-W, 1291-W, 1292-W, Rocking. *If grate bar is wanted, state whether it shakes from left or right hand side of boiler.*
Gurney (Water Laundry) Gurney Heater Mfg. Co. 12, 14, 16, Tri. 5, Pl.
Gurney Defiance (Tank Heater) Gurney Heater Mfg. Co. 10, 12, Flat.
Gurney Doric (Round Steam & Water Boiler) Gurney Heater Mfg. Co. 00, 0, 1, 2, 3, 4, 5, Tri. & Rocking. *State style of grate. See cuts.*



Rocking Grate



Triangular Grate

Gurney Essex (Round Steam & Water Boiler) Gurney Heater Mfg. Co. 17, 19, 21, 23, 25, Tri. No. 19 — *Has grate one or two shaking bars?*
Gurney Gothic (Tank Heater) Gurney Heater Mfg. Co. 10, 12, 14, 16, Tri.
Gurney Jacket (Tank Heater) Gurney Heater Mfg. Co. 10, Flat.
Gurney Lenox (Round Steam & Water Boiler) Gurney Heater Mfg. Co. 15, 16, 17, 18, 19, 20, 21, 22, 23, 24, 25, Tri.
 No's. 18 & 19 — *Has grate one or two shaking bars?*
Gurney Pony (Tank Heater) Gurney Heater Mfg. Co. 10, 12, 14, 16, Tri.
H. B. (Round Steam & Water Boiler) H. B. Smith Co. 115, 215, 217, 317, 219, 221, 321, 223, 323, 224, 324, 227, 327, Tri.
Hancock (Furnace) Smith & Thayer Co. 16H, 19H, 22H, 25H, 27H, Tri.
Harmony (Water Stove) Caskey & Keen, Inc. 5, 10, Tri.
Hartford (Furnace) Barstow Stove Co. 19, 21, 24, Tri.
Harvard (Furnace) Dighton Furnace Co. 4, 5, 6, 7, Pl. 40, 50, 60, 70, 45, 55, 65, D. C. 400, 425, 500, 600, 700, Tri.
Heat-Rite (Round Boiler) New England Radiator Co.
 Steam — 217-S, 317-S, 417-S, 320-S, 420-S, 520-S, 323-S, 423-S, 523-S, 326-S, 426-S, 526-S, 329-S, 429-S, 529-S, Tri.
 Water — 217-W, 317-W, 417-W, 320-W, 420-W, 520-W, 323-W, 423-W, 523-W, 326-W, 426-W, 526-W, 329-W, 429-W, 529-W, Tri.
Hercules (Round Boiler) Hercules Supply Co.
 Steam — 3417, 3517, 3617, 3420, 3520, 3620, 3423, 3533, 3623, 3426, 3526, 3626, Tri.
 Water — 4417, 4517, 4617, 4420, 4520, 4620, 4423, 4523, 4623, 4426, 4526, 4626, Tri.
Hero (Furnace) Graff Furnace Co. 132, 136, 140, 144, 150, 160, Tri. *Give date. Has grate one or two shank bars?*
Hero (Round Steam & Water Boiler) Graff Furnace Co.
 Steam — 014, 015, 017, 018, 019, 020, 021, 022, 024, 025, 026, 027, 028, 029, 031, 032, 033.
 Water — 151, 152, 181, 182, 183, 211, 212, 213, 241, 242, 243, 281, 282, 283, 321, 322, 323.
Highland (Furnace) Highland Foundry Co. *Give date.* 3, 4, 5, Pl. 56, Tri.
Highland Heater (Furnace) Highland Foundry Co. 15, 18, 20, 22, 24, 26, 28, 30, Tri. & D. C. *Give date on Feed Door — 1894 or 1898.*
Highland A (Furnace) Highland Foundry Co. 90, 91, 93, 95, Tri.
Highland (Round Steam & Water Boiler) Highland Foundry Co.
 Steam — 17, 22, 32, 42, 52, 62, 132, 142, 152, 162, 303, 304, 403, 404, 405, 503, 504, 505, 603, 604, 605, 704, 705, 706, 804, 805, 806, Rocking.
 Water — 15, 16, 20, 21, 30, 31, 40, 41, 50, 51, 60, 61, 33, 34, 35, 36, 44, 45, 46, 54, 55, 56, 57, 64, 65, 66, 67, 74, 75, 76, 77, 84, 85, 86, 87, 130, 131, 140, 141, 150, 151, 160, 161, Rocking.
 Steam — 16-S, 116-S, 19-S, 119-S, 22-S, 122-S, Tri.
 Water — 16-W, 116-W, 19-W, 119-W, 22-W, 122-W, Tri.
 Steam — 15, 18, 21, 24, 27, Tri. & Rocking.
 Water — 0115, 115, 118, 121, 124, 127, Tri. & Rocking.
Highland (Sectional Steam & Water Boiler) Highland Foundry Co.
Home Atlantic (Furnace) Portland Stove Foundry Co. 20, 23, 26, Tri.
Home Atlantic (One Pipe Furnace) Portland Stove Fdy. Co. 20, 23, 26, 120, 123, 126, Tri.
Home Franklin (Furnace) Portland Stove Foundry Co. 2000, 2300, 2600, Tri.
Home Franklin (One Pipe Furnace) Portland Stove Fdy. Co. 2000, 2300, 2600, 2010, 2310, 2610, Tri.
Home Glenwood (Furnace) Weir Stove Co. 16, 19, 22, 26, Tri.
Homer Pipeless (One Pipe Furnace) Homer Furnace Co. 8-18C, 8-20C, 8-22C, 746C, 756C, 1627, Tri.
Homestead (Furnace) Magee Furnace Co. 360, 401, 452, Tri.
Homestead (Oval Steam & Water Boiler) H. B. Smith Co. 18, 27, 36, 118, 127, 136, 218, 227, 236, Rocking.
Homestead Sterling (Furnace) Sill Stove Wks. 20-36, 22-39, 24-42, Tri.
Hope (Furnace) Floyd, Wells Co. 30, 32, 36, 40, 45, 140, 145, Tri.
Hornet (Square Steam & Water Boiler) W. H. Page Boiler Co. A, B, C, Rocking.
Hot Blast (Furnace) Graff & Co. 2, 3, 4, 5, 5½, 6, 60, Pl. & Tri.
See Magee Mystic Hot Blast Furnace.

HOUSEHOLD FURNACES. White, Warner Co.

Household Heater (Furnace) White, Warner Co. 18, 20, 22, 24, 28, 32, 180, 200, 220, 240, 280, 320, Tri.
See Colonial Household, Columbia Household and Crescent Household Furnaces.
Household Oak (Furnace) White, Warner Co. 036, 038, 042, 046, 0236, 0238, 0242, 0246, Tri.

Furnace Pipe and Fittings
Tin and Galvanized Iron

We are large manufacturers of these goods

Large Stocks
Quality Goods

Prompt Shipments
Right Prices

See pages 96 to 99 of this catalog

FURNACE AND BOILER REPAIRS


HOWARD HEATER FURNACE.

Howard Furnace Co. & International Heater Co.

- Give pattern number of part wanted.
- Double Radiator Furnace — 3, 5, 605, 9, 609, 17, 21, 23, Tri.
- Single Radiator Furnace — 32, 36, 40, 44, 48, 56, Tri.
- "200 Series" Furnace — 232, 236, 240, 244, 248, 256, Tri.
- "300 Series" Furnace — 336, 340, 344, Tri.
- "0300 Series" Furnace — 0336, 0340, 0344, Tri.



- 1—Left Short Bar
- 2—Left Shaking Bar
- 3—Right Shaking Bar
- 4—Right Short Bar
- 5—Grate Ring
- 6—Grate Hanger




Howard "Single Radiator" Furnace fitted with Disc Boiler

Howard "Double Radiator" Furnace

Always give marks on bars wanted as right hand bars can be put on left hand side and vice versa.

REPAIR PARTS OF HOWARD "DOUBLE RADIATOR" FURNACE



- | | | |
|---------------------|-------------------------------|-----------------------------|
| 2 Ash Pit or Base | 22 Firepot (now three pieces) | 42 Water Pan Cover |
| 3 Top of Ash Pit | 24 Combustion Chamber | 43 Water Pan Frame |
| 4 Flat Grate Ring | 26 Radiator Dampers | 46 Direct Draft Damper |
| 5 Flat Grate Bar | 27 Radiator Damper Rods | 47 Direct Draft Damper Stem |
| 6 Flat Grate | 28 Radiator Damper Handl es | 49 Direct Draft Damper Rod |
| 7 Radiator Supports | 29 Dust Damper | 50 Sand Rings |
| 8 Casing Rings | 31 Bottom Radiator | 51 Smoke Flue |
| 9 Ash Door Frame | 32 Top Radiator | 52 Clean Out Covers |
| 10 Main Front | 33 Dust Damper Weight | 53 Dust Damper Clip |
| 11 Ash Door | 34 Smoke Elbow | 55 Smoke Pipe Clean Out |
| 12 Clean Out Doors | 35 Ash Door Frame Ex-Left | 58 Thermometer |
| 16 Draft Door | 36 Ash Door Frame Ex-Right | 60 Flue Brush |
| 19 Feed Door | 41 Water Pan | 61 Poker |
| 20 Feed Door Frame | | |



Hexagonal Grate



Shell Bar Grate

- Howard (Furnace) International Heater Co.
 "700 Series." Give date. 728, 732, 736, 740, 744, 748, Hex.
 "800 Series." Give date. 828, 832, 836, 840, 744, 848, Hex.
 "H Series." H32, H36, H40, H44, H52, Hex.
 H132, H136, H140, H144, H148, H152, Hex.
 H232, H236, H240, H244, H248, H252, Hex.
- Howes (Furnace) S. M. Howes Co.
 40, 45, 50, 55, 60, 65, 70, D. C. 400, 425, 500, 600, 700, Tri.
 2434, 2437, 2442, 2447, 2452, 2436, 2440, 2446, 2452, 2460, Tri.
- Howes (Water Heater) S. M. Howes Co. 12, 15, 18, Tri.
 Howes (Water Laundry) S. M. Howes Co.
 8x9-9, 8x19-9, 8x9-99, 8x19-99, D. C.
- Howes Advance (Furnace) S. M. Howes Co. 165, 167, 169, 171, 173, Tri.
 32-18, 36-20, 40-22, 44-24, 48-26, 52-28, Tri.
- Howes Dome (Furnace) S. M. Howes Co. 2532, 2534, 2537, 2542, 2547, 2552, Tri.
- Howes Leader (Furnace) S. M. Howes Co.
 18-30, 20-34, 20-36, 22-38, 24-42, 26-46, 28-50, Shell Bar.
 230, 234, 236, 238, 242, 246, 250, Shell Bar.
- Howes Leader Improved (Furnace) S. M. Howes Co.
 360, 400, 440, 480, 520, Shell Bar.
 136, 140, 144, 148, 152, Shell Bar.
- Howes Monarch (Furnace) S. M. Howes Co.
 18-32, 20-36, 22-40, 24-44, 26-48, 28-54, 30-58, Tri.
 Ave the center bars or outside bars the shaker bars!
 118, 120, 122, 124, 126, 128, Tri.
- Howes Oak (Furnace) S. M. Howes Co. 2532, 2534, 2537, 2542, 2457 2552, Tri.
 Howes Tubular (Furnace) S. M. Howes Co. 143, 147, 151, 155, Shell Bar.

HUB FURNACES.

Smith & Anthony Co.

We are the successors to this foundry and own the patterns which are still in existence.

- See Hub Cast Iron, Hub Double Dome, Hub Gas Tight, Hub Heater, Hub Oak, Hub Steel Plate, Hub Tropic, Hub Wright Iron, and New Hub Furnaces.
- Hub (Round Steam & Water Boiler) Smith & Anthony Co.
 1888 — 16, 18, 20, 22, 26, 30, Tri. & Dual. Give date on top of ash pit.
 1891 — 116, 118, 120, 122, 126, 130, Tri. The date of 1895 on front is not sufficient.
 1897 — 218, 220, 222, 225, 229, Tri. If the date cannot be found, tell how many
 1898 — 216, 218, 220, 222, 225, 229, 233, Tri. shank for shaker handle to fit onto.
 1902 — 216, 218, 220, 222, 225, 229, 233, Tri.
 1908 — Steam — 17-S, 19-S, 21-S, 23-S, 26-S, 29-S, Tri.
 Water — 17-W, 19-W, 21-W, 23-W, 26-W, 29-W, Tri.
- Hub (Water Laundry) Smith & Anthony Co. 14, Pl.
 Hub (Water Stove) Smith & Anthony Co. 1, 2, 10, 12, 14, 18*, Pl.
 Hub Cast Iron (Furnace) Smith & Anthony Co. 18, 21, 24, 26, 28, Dual.
 Hub Double Dome (Furnace) Smith & Anthony S. Co.
 21, 24, 26, 28, 34, Dual & Tri. 125, 128, 131, 134, Tri.
 Hub Gas Tight (Furnace) Smith & Anthony Co. 22-41, 25-46, 28-52, 34-60, Tri.
 Hub Heater (Furnace) Smith & Anthony S. Co. 180, 200, 220, 240, 280, 320, Tri.
 Hub Oak (Furnace) Smith & Anthony Co. 420, 480, Tri. & Wood.
 Hub Steel Plate (Furnace) Smith & Anthony Co. 18, 21, 24, 26, 28, Dual.
 Hub Tropic (Furnace) Smith & Anthony Co. 300, 360, 420, 480, Tri.
 Hub Triumph (Sectional Steam & Water Boiler) Smith & Anthony Co.
 Steam — 30, 31, 32, 33, 200, 205, 210, 215, 220, Rocking.
 Water — 20, 21, 22, 23, 300, 305, 310, 315, 320, Rocking.
 Steam — 50, 51, 52, 53, 54, 55, 500, 505, 510, 515, 520, Rocking.
 Water — 40, 41, 42, 43, 44, 45, 400, 405, 410, 415, 420, Rocking.
 Steam — 70, 71, 72, 73, 74, 75, 76, 77, 7-03, 700, 705, 710, 715, 720, 725, 730, Rocking.
 Water — 60, 61, 62, 63, 64, 65, 66, 67, 6-03, 600, 605, 610, 615, 620, 625, 630, Rocking.
- Hudson (Furnace) Smith & Taylor Co. 20K, 22K, 24K, 26K, 28K, 30K, 33K, Hex.
 Hudson (Furnace) H. R. Winchester 119, 122, 125, Tri.
 Hudson (Sectional Boiler) Hudson Boiler Mfg. Co.
 Steam & Water — 204, 205, 206, 207, 208, Rocking.
 Steam & Water — 305, 306, 307, 308, 309, Rocking.
 Steam — 40-S-5, 40-S-6, 40-S-7, 40-S-8, 40-S-9, 40-S-10, 40-S-11, Rocking.
 Water — 40-W-5, 40-W-6, 40-W-7, 40-W-8, 40-W-9, 40-W-10, 40-W-11, Rocking.
- Steam — S-264, S-265, S-266, S-267, S-268, Rocking.
 Water — W-264, W-265, W-266, W-267, W-268, Rocking.
 Steam — S-375, S-376, S-377, S-378, S-379, S-3710, S-3711, Rocking.
 Water — W-375, W-376, W-377, W-378, W-379, W-3710, W-37-11, Rocking.
 Steam — S-505, S-506, S-507, S-508, S-509, S-5010, S-5011, Rocking.
 Water — W-505, W-506, W-507, W-508, W-509, W-5010, W-5011, Rocking.

GRATE BARS FOR HUDSON SECTIONAL BOILERS



Old Style New Style

- Steam — A2240, A2250, A2260, A2270, A2280, A3050, A3060, A3070, A3080, A3090, A3860, A3870, A3880, A3890, A3810, Rocking.
 Water — B2240, B2250, B2260, B2270, B2280, B3050, B3060, B3070, B3080, B3090, B3860, B3870, B3880, B3890, B3810, Rocking.
- Hudson (Round Boiler) Hudson Boiler Mfg. Co.
 Steam — 11-16-S-2, 11-16-S-3, 11-19-S-2, 11-19-S-3, 11-19-S-4, 11-22-S-2, 11-22-S-3, 11-2-S-4, 11-25-S-3, 11-25-S-4, 11-25-S-5, Tri.
 Water — 11-16-W-2, 11-16-W-3, 11-19-W-2, 11-19-W-3, 11-19-W-4, 11-22-W-2, 11-22-W-3, 11-2-2W-4, 11-25-W-3, 11-25-W-4, 11-25-W-5, Tri.
- Steam — S-217, S-317, S-220, S-320, S-420, S-223, S-323, S-423, S-226, S-326, S-426, Tri.
 Water — W-212, W-215, W-217, W-317, W-220, W-320, W-420, W-223, W-323, W-423, W-226, W-326, W-426, Tri.
- Steam — 2317, 2417, 2319, 2419, 2322, 2422, 2522, 2325, 2425, 2525, 2329, 2429, 2529, 2331, 2431, 2531, Tri.
 Water — 3317, 3417, 3319, 3419, 3322, 3422, 3522, 3325, 3425, 3525, 3329, 3429, 3529, 3331, 3431, 3531, Tri.
- Steam — A217, A317, A417, A219, A319, A419, A222, A322, A422, A225, A325, A425, A228, A328, A428, A231, A331, A431, Tri.
 Water — B217, B317, B417, B219, B319, B419, B222, B322, B422, B225, B325, B425, B228, B328, B428, B231, B331, B431, Tri.
- Hudson (Tank Heater) Hudson Boiler Mfg. Co.
 1-W-16, 2-W-16, 1-W-19, 2-W-19, 3-W-19, Rocking.
 12, 15, 33, 37, 41, 42, 120, 601, 1160, Tri.
 A10, A20, A30, A40, A60, A70, A80, A90, Tri.
 1310, 1312, 1315, Tri.
 1410, 1412, 1415, 1417, 1419, 1422, Tri.
- Hudson (Water Laundry) Boiler Mfg. Co.
 012, Pl. 10W, 21, 102, 112, D. C. 201, 212, Tri.

Quality Goods *Waverly* Right Prices

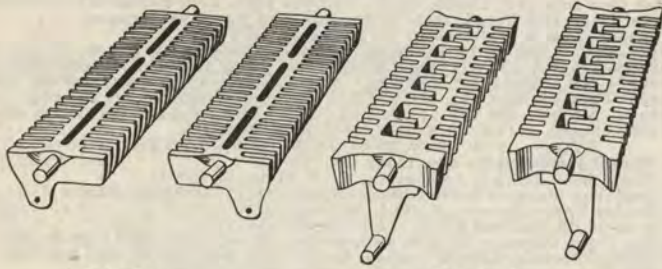
Stove Pipe, Elbows, etc.

Made in our own Factory
 See pages 90 to 95 of this catalog

FURNACE AND BOILER REPAIRS

IDEAL STEAM & HOT WATER BOILERS. American Radiator Co.

GRATE BARS FOR IDEAL SECTIONAL BOILERS



Old Style Shake on Left Shake on Right New Style Shake on left Shake on Right

- Ideal (Sectional Steam & Water Boiler) American Radiator Co. Steam - 045, 046, 047, 048, 049, 050, 051, 065, 067, 068, 069, 084, 085, 086, 087, 088, 602, 603, 604, 605, 606, 703, 704, 705, 706, Rocking. Water - 62, 63, 64, 65, 66, 73, 74, 75, 76, 184, 185, 186, 187, 188, 245, 246, 247, 248, 249, 250, 251, 365, 366, 367, 368, 369, Rocking. Steam - S-15-4, S-15-5, S-15-6, S-15-7, S-15-8, Rocking. Water - W-15-4, W-15-5, W-15-6, W-15-7, W-15-8, Rocking. Steam - S-19-5, S-19-6, S-19-7, Rocking. Water - W-19-5, W-19-6, W-19-7, Rocking. Steam - S-21-5, S-21-6, S-21-7, Rocking. Water - W-21-5, W-21-6, W-21-7, Rocking. Steam - S-22-5, S-22-6, S-22-7, S-22-8, Rocking. Water - W-22-5, W-22-6, W-22-7, W-22-8, Rocking. Steam - S-25-5, S-25-6, S-25-7, S-25-8, Rocking. Water - W-25-5, W-25-6, W-25-7, W-25-8, Rocking. Steam - S-28-5, S-28-6, S-28-7, S-28-8, Rocking. Water - W-28-5, W-28-6, W-28-7, W-28-8, Rocking. Steam - S-30-5, S-30-6, S-30-7, S-30-8, Rocking. Water - W-30-5, W-30-6, W-30-7, W-30-8, Rocking. Steam - S-36-5, S-36-6, S-36-7, S-36-8, S-36-9, Rocking. Water - W-36-5, W-36-6, W-36-7, W-36-8, W-36-9, Rocking. Steam - S-48-6, S-48-7, S-48-8, S-48-9, S-48-10, Rocking. Water - W-48-6, W-48-7, W-48-8, W-48-9, W-48-10, Rocking. Ideal (Sectional Boiler) Type "A" American Radiator Co. Steam - 1-A-4, 1-A-5, 1-A-6, 1-A-7, Rocking. Water - 1-A-40, 1-A-50, 1-A-60, 1-A-70, Rocking. Steam - 2-A-5, 2-A-6, 2-A-7, 2-A-8, 2-A-9, Rocking. Water - 2-A-50, 2-A-60, 2-A-70, 2-A-80, 2-A-90, Rocking. Steam - 3-A-5, 3-A-6, 3-A-7, 3-A-8, 3-A-9, 3-A-10, 3-A-11, Rocking. Water - 3-A-50, 3-A-60, 3-A-70, 3-A-80, 3-A-90, 3-A-100, 3-A-110, Rocking. Steam - S-2204-A, S-2205-A, S-2206-A, S-2207-A, S-2208-A, S-2209-A, Rocking. Water - W-2204-A, W-2205-A, W-2206-A, W-2207-A, W-2208-A, W-2209-A, Rocking. Steam - S-3205-A, S-3206-A, S-3207-A, S-3208-A, S-3209-A, S-3210-A, S-3211-A, S-3212-A, Rocking. Water - W-3205-A, W-3206-A, W-3207-A, W-3208-A, W-3209-A, W-3210-A, W-3211-A, W-3212-A, Rocking. Ideal (Sectional Boiler) Type "C" American Radiator Co. Steam - 1-C-4, 1-C-5, 1-C-6, 1-C-7, 1-C-8, 1-C-9, 1-C-10. Water - 1-C-40, 1-C-50, 1-C-60, 1-C-70, 1-C-80, 1-C-90, 1-C-100. Ideal (Sectional Water Tube Boiler) American Radiator Co. Steam - S-36-T-5, S-36-T-6, S-36-T-7, S-36-T-8, S-36-T-9, S-36-T-10, S-36-T-11, S-36-T-12, Rocking. Water - W-36-T-5, W-36-T-6, W-36-T-7, W-36-T-8, W-36-T-9, W-36-T-10, W-36-T-11, W-36-T-12, Rocking. Steam - S-2305, S-2306, S-2307, S-2308, S-2309, Rocking. Water - W-2305, W-2306, W-2307, W-2308, W-2309, Rocking. Steam - S-2905, S-2906, S-2907, S-2908, S-2909, S-2910, S-2911, Rocking. Water - W-2905, W-2906, W-2907, W-2908, W-2909, W-2910, W-2911, Rocking. Steam - S-3605, S-3606, S-3607, S-3608, S-3609, S-3610, S-3611, S-3612, Rocking. Water - W-3605, W-3606, W-3607, W-3608, W-3609, W-3610, W-3611, W-3612, Rocking. Steam - S-4806, S-4807, S-4808, S-4809, S-4810, S-4811, S-4812, S-4813, S-4814, Rocking. Water - W-4806, W-4807, W-4808, W-4809, W-4810, W-4811, W-4812, W-4813, W-4814, Rocking. Ideal Smokeless (Sectional Boiler) American Radiator Co. Steam - S-2906-S, S-2907-S, S-2908-S, S-2909-S, S-2910-S, S-2911-S, Rocking. Water - W-2906-S, W-2907-S, W-2908-S, W-2909-S, W-2910-S, W-2911-S, Rocking. Steam - S-3607-S, S-3608-S, S-3609-S, S-3610-S, S-3611-S, S-3612-S, S-3613-S, S-3614-S, S-3615-S, Rocking. Water - W-3607-S, W-3608-S, W-3609-S, W-3610-S, W-3611-S, W-3612-S, W-3613-S, W-3614-S, W-3615-S, Rocking. Steam - S-4807-S, S-4808-S, S-4809-S, S-4810-S, S-4811-S, S-4812-S, S-4813-S, S-4814-S, Rocking. Water - W-4807-S, W-4808-S, W-4809-S, W-4810-S, W-4811-S, W-4812-S, W-4813-S, W-4814-S, Rocking. Ideal Smokeless Down Draft (Sectional Boiler) American Radiator Co. Steam - 364-S, 374-S, 384-S, 394-S, 3104-S, Rocking. Water - 364-W, 374-W, 384-W, 394-W, 3104-W, Rocking. Steam - 468-S, 478-S, 488-S, 498-S, 4108-S, 4118-S, Rocking. Water - 468-W, 478-W, 488-W, 498-W, 4108-W, 4118-W, Rocking. Steam - 670-S, 680-S, 690-S, 6100-S, 6110-S, 6210-S, Rocking. Water - 670-W, 680-W, 690-W, 6100-W, 6110-W, 6210-W, Rocking. Steam - 974-S, 984-S, 994-S, 9104-S, 9114-S, 9124-S, Rocking. Water - 974-W, 984-W, 994-W, 9104-W, 9114-W, 9124-W, Rocking. Ideal Smokeless Up Draft (Sectional Boiler) American Radiator Co. Steam - T-36-5, T-36-6, T-36-7, T-36-8, T-36-9, T-36-10, T-36-11, T-36-12, T-36-13, T-36-14, Rocking. Water - T-36-50, T-36-60, T-36-70, T-36-80, T-36-90, T-36-100, T-36-110, T-36-120, T-36-130, T-36-140, Rocking. Steam - T-48-6, T-48-7, T-48-8, T-48-9, T-48-10, T-48-11, T-48-12, Rocking. Water - T-48-60, T-48-70, T-48-80, T-48-90, T-48-100, T-48-110, T-48-120, Rocking.

- Ideal (Round Boiler) Adams & Jones and American Radiator Co. State style of grate. See cuts on opposite page. Steam - 103, 104, 203, 204, 205, 303, 304, 305, 403, 404, 405, 504, 505, 506. Water - 13, 14, 15, 24, 25, 26, 34, 35, 36, 37, 44, 45, 46, 47, 55, 56, 57, 58. Ideal (Laundry & Tank Heater) American Radiator Co. 1, 2, 3, 1A, Rocking. 1C, 1D, D. C. 01, 02, 03, D. C. 05, 06, 07, 08, 09, Rocking. Ideal Arco (Tank Heater) American Radiator Co. 10, 12, 15. Side Shaking Grate. Ideal Arco (Round Steam & Hot Water Boiler) American Radiator Co. Steam - 1-19-S, 2-19-S, 3-19-S, 1-22-S, 2-22-S, 3-22-S, 1-25-S, 2-25-S, 3-25-S, 1-28-S, 2-28-S, 3-28-S, 1-31-S, 2-31-S, 3-31-S, 1-34-S, 2-34-S, 3-34-S, Tri. & Rocking. Water - 1-19-W, 2-19-W, 3-19-W, 1-22-W, 2-22-W, 3-22-W, 1-25-W, 2-25-W, 3-25-W, 1-28-W, 2-28-W, 3-28-W, 1-31-W, 2-31-W, 3-31-W, 1-34-W, 2-34-W, 3-34-W, Tri. & Rocking. Steam - 4-19-S, 5-19-S, 6-19-S, 4-20-S, 5-20-S, 6-20-S, 4-22-S, 5-22-S, 6-22-S, 4-23-S, 5-23-S, 6-23-S, 4-24-S, 5-24-S, 6-24-S, 4-28-S, 5-28-S, 6-28-S, 4-31-S, 5-31-S, 6-31-S, 4-34-S, 5-34-S, 6-34-S, Tri. & Rocking. Water - 4-19-W, 5-19-W, 6-19-W, 4-20-W, 5-20-W, 6-20-W, 4-22-W, 5-22-W, 6-22-W, 4-23-W, 5-23-W, 6-23-W, 4-25-W, 5-25-W, 6-25-W, 4-28-W, 5-28-W, 6-28-W, 4-31-W, 5-31-W, 6-31-W, 4-34-W, 5-34-W, 6-34-W, Tri. & Rocking. Steam - S-1604, S-1605, S-1606, S-1704, S-1705, S-1706, S-1904, S-1905, S-1906, S-2004, S-2005, S-2006, S-2204, S-2205, S-2206, S-2504, S-2505, S-2506, S-2804, S-2805, S-2806, S-3104, S-3105, S-3106, Tri. & Rocking. Water - W-1604, W-1605, W-1606, W-1704, W-1705, W-1706, W-1904, W-1905, W-1906, W-2004, W-2005, W-2006, W-2204, W-2205, W-2206, W-2504, W-2505, W-2506, W-2804, W-2805, W-2806, W-3104, W-3105, W-3106, Tri. & Rocking. Steam - S-1704, S-1724, S-1744, S-1904, S-1924, S-1944, S-2004, S-2024, S-2044, S-2204, S-2224, S-2244, S-2504, S-2524, S-2544, S-2804, S-2824, S-2844, S-3104, S-3124, S-3144, Tri. & Rocking. Water - W-1704, W-1724, W-1744, W-1904, W-1924, W-1944, W-2004, W-2024, W-2044, W-2204, W-2224, W-2244, W-2504, W-2524, W-2544, W-2804, W-2824, W-2844, W-3104, W-3124, W-3144, Tri. & Rocking. Ideal Arcola (Sectional Water Boiler) American Radiator Co. 0, 1, 2, 3, 4, 5, 4H, 5H, 6H, 7H, 8H, Tri. Ideal Arco Parlor Heater (Sectional Boiler) American Radiator Co. 40, 50, 60, 70 Tri. Ideal Cylindrical (Boiler) American Radiator Co. Ideal Invincible (Round Boiler) Adams & Jones and American Radiator Co. State style of grate. See cuts on opposite page. Steam - 113, 114, 223, 224, 225, 333, 334, 335, 443, 444, 445, 554, 555, 556. Water - 120, 130, 230, 240, 330, 340, 430, 440, 550, 560. Ideal Junior (Round Steam & Water Boiler) American Radiator Co. Steam - 201, 301, 302, D. C. & Side Shaking Grate. Water - 00, 0, 10, 11, 12, D. C. Water - 20, 21, 22, 30, 31, 32, 32B, 33, D. C. & Side Shaking Grate. Water - A10, A12, D. C. A20, A22, A30, A32, Premier. Steam - 1500, 1600, 1800, 1900, Premier. Water - 1501, 1601, 1801, 1901, Premier. Ideal Novelty (Furnace) A. Cox Stove Co. 28, 32, 36, 40, 44, 48, 52, 60, 72, Tri. 232, 236, 240, 244, 248, 252, 256, Tri. Ideal Peerless (Round Boiler) American Radiator Co. Steam - 1500, 1600, 1800, 1900, Rocking. Water - 1501, 1601, 1801, 1901, Rocking. Ideal Perfection (Round Boiler) American Radiator Co. Steam - T-15-S, T-17-S, T-19-S, T-22-S, T-25-S, T-28-S, T-31-S, T-34-S, Rocking. Water - T-15-W, T-17-W, T-19-W, T-22-W, T-25-W, T-28-W, T-31-W, T-34-W, Rocking. Steam - U-15-S, U-17-S, U-19-S, U-22-S, U-25-S, U-28-S, U-31-S, U-34-S, Rocking. Water - U-15-W, U-17-W, U-19-W, U-22-W, U-25-W, U-28-W, U-31-W, U-34-W, Rocking. Steam - T-30-S, T-33-S, T-38-S, T-44-S, T-50-S, T-56-S, T-62-S, T-68-S, Rocking. Water - T-30-W, T-33-W, T-38-W, T-44-W, T-50-W, T-56-W, T-62-W, T-68-W, Rocking. Steam - U-30-S, U-33-S, U-38-S, U-44-S, U-50-S, U-56-S, U-62-S, U-68-S, Rocking. Water - U-30-W, U-33-W, U-38-W, U-44-W, U-50-W, U-56-W, U-62-W, U-68-W, Rocking. Ideal Premier (Round Boiler) American Radiator Co. Steam - 015, 018, 019, 020, 021, 022, 024, 025, 026, 027, 028, 029, 031, 032, 033. Water - 152, 182, 183, 211, 212, 213, 241, 242, 243, 281, 283, 321, 322, 323. Steam - 1015, 2015, 3015, 1018, 2018, 3018, 1021, 2021, 3021, 1024, 2024, 3024, 4024, 1027, 2027, 3027, 4027, Rocking. Water - 1115, 2115, 3115, 1118, 2118, 3118, 1121, 2121, 3121, 4121, 1124, 2124, 3124, 4124, 1127, 2127, 3127, 4127, Rocking. Ideal Premier Junior (Round Water Boiler) American Radiator. 101, D. C. & Side Shaking Grate. 121, 122, 151, 152, 181, 182, Premier & Side Shaking Grate. Ideal Standard (Round Water Boiler) American Radiator Co. 15-1, 15-2, 17-3, 17-4, 17-5, 19-3, 19-4, 19-5, 22-3, 22-4, 22-5, 25-3, 25-4, 25-5, 28-3, 28-4, 28-5, 31-3, 31-4, 31-5, 34-3, 34-4, 34-5, Arco Grate. Ihco (Steel Furnace) International Heater Co. 40, 44, 50, 56, Hollow Bar Revolving. Ihco (Tank Heater) International Heater Co. 1, 2, 3, 4, 5, 6, 7, 8, Rocking. 16, 16.17, 18, Tri. Ihco (Water Laundry) International Heater Co. 0, Rocking. Imperial (Furnace) Hart & Crouse Co. 34, 39, 44, Tri. Imperial (Furnace) Adams & Jones Co. 320, 360, 400, 440, 520, Tri. Imperial Sunshine (Sectional Steam & Water Boiler) Reading Stove Works. 20-4, 20-5, 20-6, 20-7, 20-8, 20-9, 20-10, Rocking. Improved Giant (Round Boiler) Pierce, Butler & Pierce Mfg. Co. Steam - 125, 165, 205, D. C. Water - 120, 120A, 120B, 160, 160A, 160B, 200, 200B, D. C. Improved Leader (Furnace) S. M. Howes Co. 360, 400, 440, 520, Tri. Improved New Gas Tight (Furnace) Boynton Furnace Co. 613, 614, 616, 618, 624, D. C. 713, 714, 716, 718, 724, Tri. Improved Niagara (Furnace) Boynton Furnace Co. 132, 136, 140, 144, D. C.



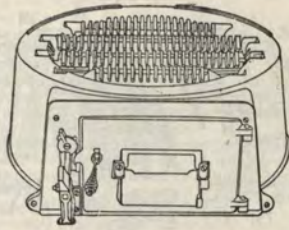
Draw Center



Side Shaking

FURNACE AND BOILER REPAIRS

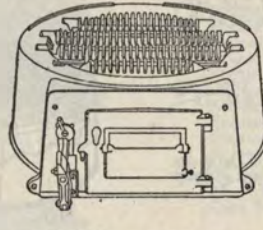
GRATES FOR IDEAL (ROUND) STEAM AND WATER BOILERS



PREMIER — 1st Pattern

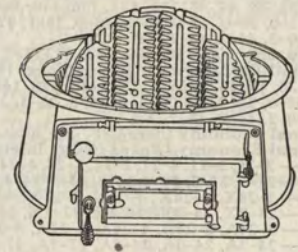
10" & 12" — 2 bars
 15", 18", & 21" — 3 bars
 24", 28", 32" & 34" — 4 bars

All sizes shake on left of front as per cut.



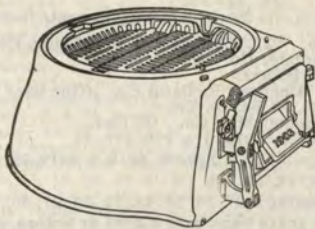
PREMIER — 2nd Pattern

15", 18" & 21" — 3 bars
 24" & 27" — 4 bars
 31" & 34" — 5 bars
 15" to 27" shake on left of front as per cut.
 31" & 34" shake on left & right of front.



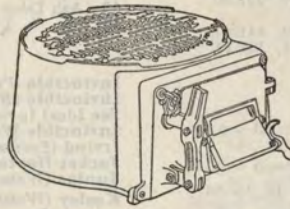
PERFECTION

17" & 19" — 3 bars
 21" & larger — 4 bars
 25" & smaller — 1 shaking bar
 28" & larger — 2 shaking bars



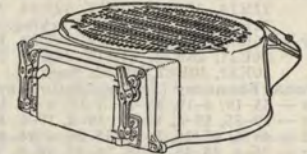
ARCO — 1st Pattern

19" & 22" — 3 bars
 25", 28", 31" & 34" — 4 bars



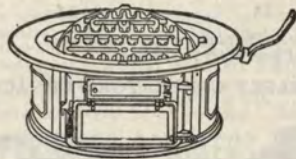
ARCO — 2nd Pattern

15", 17", 19", 20" & 22" — 3 bars
 23", 25", 28", 31" & 34" — 4 bars
 15" to 25" shake on left of front as per cut.
 28" to 34" shake on left & right of front



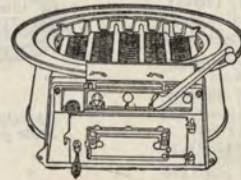
ARCO — 3rd Pattern

Base same as 2nd Pattern except Draft Inlet and Ash Door.



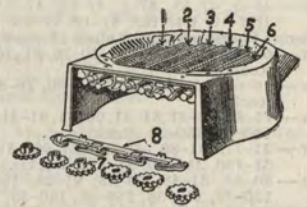
OLD STYLE

19", 21", & 25" — 5 bars
 30" & 36" — 7 bars



TRIANGULAR — 1st Pattern

19" — 3 bars — All shaking bars
 21" — 4 bars — 2 shaking, 2 short
 25", 28" & 30" — 5 bars — 3 shaking, 2 short.
 34" — 7 bars, 3 shaking, 2 companion, 2 short
 36" — 6 bars, 4 shaking, 2 short



TRIANGULAR — 2nd Pattern

19" & 20" — 4 bars, 2 shaking, 2 short
 22" & 23" — 5 bars, 2 shaking, 1 companion, 2 short
 25" & 28" & 31 — 6 bars (as cut) 2 shaking, 2 companion, 2 short.
 No. 1 & 6 — short bars
 " 2 & 5 — shaking bars
 " 3 & 4 — companion bars
 " 7 — Cog Wheels
 " 8 — Shank Plate

INTERNATIONAL FURNACES & HEATERS.

International Heater Co.

Every casting made by the International Heater Co. has a pattern number cast on it. In ordering if you will give the pattern number of the part wanted you will avoid errors.



Hexagonal Grate

International (Furnace) International Heater Co. Give date.
 1028, 1032, 1036, 1040, 1044, 1048, 1128, 1132, 1136, 1140, 1144, 1148, Hex.



Triangular Grate

International (Wood Furnace) International Heater Co. 3, 4.
 International (Sectional Boiler) International Heater Co.

Steam — 4-15, 5-15, 6-15, 7-15, 8-15, 4-18, 5-18, 6-18, 7-18, Rocking.
 Water — 15-4, 15-5, 15-6, 15-7, 15-8, 18-4, 18-5, 18-6, 18-7, Rocking.
 Steam — 5-21, 6-21, 7-21, 5-22, 6-22, 7-22, 8-22, Rocking.
 Water — 21-5, 21-6, 21-7, 22-5, 22-6, 22-7, 22-8, Rocking.
 Steam — 5-24, 6-24, 7-24, 8-24, 5-28, 6-28, 7-28, 8-28, Rocking.
 Water — 24-5, 24-6, 24-7, 24-8, 28-5, 28-6, 28-7, 28-8, Rocking.
 Steam — 5-31, 6-31, 7-31, 8-31, 5-36, 6-36, 7-36, 8-36, 9-36, Rocking.
 Water — 31-5, 31-6, 31-7, 31-8, 36-5, 36-6, 36-7, 36-8, 36-9, Rocking.
 Steam — A5-36, A6-36, A7-36, A8-36, A9-36, 6-48, 7-48, 8-48, 9-48, 10-48, Rocking.
 Water — A36-5, A36-6, A36-7, A36-8, A36-9, 48-6, 48-7, 48-8, 48-9, 48-10, Rocking.

International (Tank Heater) International Heater Co.
 1, 2, 3, 4, Rocking. 15, 16, 17, 18, Tri.

International B (Tank & Laundry Heater) International Heater Co.
 10B, 12B, 15B, Rocking.

International F (Round Boiler) International Heater Co.

Steam — 01, 1, 2, 3, 4, 5, 6, 7, 8, 9, 11, Rocking.
 A01, A1, A2, A3, A4, A5, A6, A7, A8, A9, A11, Rocking.
 0-15, 1-15, 2-15, 0-18, 1-18, 2-18, 1-21, 2-21, 1-24, 2-24, Rocking.
 Water — 10, 20, 30, 40, 50, 60, 70, 80, 90, 100, Rocking.
 A10, A20, A30, A40, A50, A60, A70, A80, A90, A100, Rocking.
 15-0, 15-1, 15-2, 18-0, 18-1, 18-2, 21-1, 21-2, 24-1, 24-2, Rocking.

International G (Tank Heater) International Heater Co.
 100, 110, 120, 130, 140, 150, 160, Rocking.

International H (Tank & Laundry Heater) International Heater Co.
 10H, 12H, 15H, Rocking.

International Baronet (Furnace) International Heater Co.

30-0, 130-0, 32-0, 36-0, 40-0, 44-0, 48-0, 52-0, Tri.
 30-1, 130-1, 32-1, 36-1, 40-1, 44-1, 48-1, 52-1, Tri.
 30-2, 130-2, 32-2, 36-2, 40-2, 44-2, 48-2, 52-2, Tri.
 300, 1300, 320, 360, 400, 440, 480, 520, Tri.
 302, 1302, 322, 362, 402, 442, 482, 522, Tri.

International Carton (Furnace) International Heater Co.

40, 42, 46, 52, 60, Hex.
 40-2, 44-2, 48-2, 52-2, 58-2, Tri.
 402, 442, 482, 522, 582, Tri.
 340-3, 344-3, 348-3, 352-3, Tri.

International Chief (Furnace) International Heater Co.

40-0, 44-0, 48-0, 52-0, 40-1, 44-1, 48-1, 52-1, 40-2, 44-2, 48-2, 52-2, Tri.

International Count (Furnace) International Heater Co.

32, 36, 40, 44, 48, 52, 132, 136, 140, 144, 148, 152, 232, 236, 240, 244, 248, 252, Hex.
 32-0, 36-0, 40-0, 44-0, 48-0, 52-0, 32-1, 36-1, 40-1, 44-1, 48-1, 52-1, 32-2, 36-2, 40-2, 44-2, 48-2, 52-2, Tri.

International Count (Round Water Boiler) International Heater Co.

173, 174, 193, 194, 223, 224, 253, 254, 283, 284, 313, 314, 343, 344, Rocking.

LARGE STOCKS PROMPT SHIPMENTS. BEST SERVICE

FURNACE AND BOILER REPAIRS

International Duke (Furnace) International Heater Co.
 28, 32, 36, 40, 44, 48, 128, 132, 136, 140, 144, 148, 228, 232, 236, 240, 244, 248, Hex.
 28-0, 32-0, 36-0, 40-0, 44-0, 48-0, 28-1, 32-1, 36-1, 40-1, 44-1, 48-1, 28-2, 32-2,
 36-2, 40-2, 44-2, 48-2, Tri.
 280, 320, 360, 400, 440, 480, 282, 322, 362, 402, 442, 482, Tri.

International Eari (Furnace) International Heater Co.
 28, 32, 36, 40, 44, 48, 128, 132, 136, 140, 144, 148, 228, 232, 236, 240, 244, 248, Hex.
 28-0, 32-0, 36-0, 40-0, 44-0, 48-0, 28-1, 32-1, 36-1, 40-1, 44-1, 48-1, 28-2, 32-2,
 36-2, 40-2, 44-2, 48-2, Tri.

International Economy (Furnace) See Economy Furnace.

International Economy (Round Boiler) International Heater Co.
 Steam — 2-21, 3-21, 4-21, 2-24, 3-24, 4-24, 2-2, 3-27, 4-27, 2-30, 3-30, 4-30, 5-30.
 Water — 21-2, 21-3, 21-4, 24-2, 24-3, 24-4, 27-2, 27-3, 27-4, 30-2, 30-3, 30-4, 30-5.
 Steam — 2-24X, 3-24X, 4-24X, 2-27X, 3-27X, 4-27X, Tri.
 Water — 24-2X, 24-3X, 24-4X, 27-2X, 27-3X, 27-4X, Tri.
 Steam — 2-24A, 3-24A, 4-24A, 2-27A, 3-27A, 4-27A, Tri.
 Water — 24-2A, 24-3A, 24-4A, 27-2A, 27-3A, 27-4A, Tri.
 Steam — 13-16, 14-16, 15-16, 13-18, 14-18, 15-18, 12-21, 13-21, 14-21, 12-24,
 13-24, 14-24, 15-24, 12-27, 13-27, 14-27, 15-27, 12-30, 13-30, 14-30,
 15-30, Tri.
 Water — 16-13, 16-14, 16-15, 18-13, 18-14, 18-15, 21-12, 21-13, 21-14, 24-12,
 24-13, 24-14, 24-15, 27-12, 27-13, 27-14, 27-15, 30-12, 30-13, 30-14,
 30-15, Tri.
 Steam — 3E16, 4E16, 5E16, 3E18, 4E18, 5E18, 2E21, 3E21, 4E21, 2E24, 3E24,
 4E24, 5E24, 2E27, 3E27, 4E27, 5E27, 2E30, 3E30, 4E30, 5E30, Tri.
 Water — 16E3, 16E4, 16E5, 18E3, 18E4, 18E5, 21E2, 21E3, 21E4, 24E2, 24E3,
 24E4, 24E5, 27E2, 27E3, 27E4, 27E5, 30E2, 30E3, 30E4, 30E5, Tri.
 Steam — 32E16, 42E16, 52E16, 32E18, 42E18, 52E18, 22E21, 32E21, 42E21,
 22E24, 32E24, 42E24, 52E24, 22E27, 32E27, 42E27, 52E27, 22E30,
 32E30, 42E30, 52E30, Rocking.
 Water — 16E32, 16E42, 16E52, 18E32, 18E42, 18E52, 21E22, 21E32, 21E42,
 24E22, 24E32, 24E42, 24E52, 27E22, 27E32, 27E42, 27E52, 30E22,
 30E32, 30E42, 30E52, Rocking.

International Economy (Sectional Boiler) International Heater Co.
 Steam — 35-19, 4-19, 45-19, 5-19, 6-19, Rocking.
 Water — 19-35, 19-4, 19-45, 19-5, 19-6, Rocking.
 Steam — 4-26, 45-26, 5-26, 55-26, 6-26, 65-26, Rocking.
 Water — 26-4, 26-45, 26-5, 26-55, 26-6, 26-65, Rocking.
 Steam — 5-31, 55-31, 6-31, 65-31, 7-31, 75-31, 8-31, 85-31, Rocking.
 Water — 31-5, 31-55, 31-6, 31-65, 31-7, 31-75, 31-8, 31-85, Rocking.
 Steam — 5-38, 55-38, 6-38, 65-38, 7-38, 75-38, 8-38, 85-38, 9-38, 95-38, 10-38,
 105-38, 11-38, Rocking.
 Water — 38-5, 38-55, 38-6, 38-65, 38-7, 38-75, 38-8, 38-85, 38-9, 38-95, 38-10,
 38-105, 38-11, Rocking.
 Steam — 6-47, 65-47, 7-47, 75-47, 8-47, 85-47, B9-47, B95-47, 9-47, 95-47,
 B10-47, B105-47, 10-47, 105-47, Rocking.
 Water — 47-6, 47-65, 47-7, 47-75, 47-8, 47-85, B47-9, B47-95, 47-9, 47-95,
 B47-10, B47-105, 47-10, 47-105, Rocking.

International Economy Smokeless (Sectional Boiler) International Heater Co.
 Steam — 62-26, 71-26, 72-26, 80-26, 81-26, 82-26, 90-26, 91-26, 100-26, 110-26,
 Rocking.
 Water — 26-62, 26-71, 26-72, 26-80, 26-81, 26-82, 26-90, 26-91, 26-100, 26-110,
 Rocking.
 Steam — 71-31, 80-31, 81-31, 90-31, 91-31, 100-31, 101-31, 110-31, 120-31, 130-31,
 140-31, 150-31, Rocking.
 Water — 31-71, 31-80, 31-81, 31-90, 31-91, 31-100, 31-101, 31-110, 31-120,
 31-130, 31-140, 31-150, Rocking.
 Steam — 80-38, 81-38, 90-38, 91-28, 100-38, 101-38, 110-38, 111-38, 120-38,
 130-38, 140-38, 150-38, 160-38, 170-38, Rocking.*
 Water — 38-80, 38-81, 38-90, 38-91, 38-100, 38-101, 38-110, 38-111, 38-120,
 38-130, 38-140, 38-150, 38-160, 38-170, Rocking.
 Steam — 71-47, 72-47, 81-47, 82-47, 90-47, 91-47, 100-47, 101-47, 110-47,
 111-47, 112-47, 120-47, 121-47, 130-47, 131-47, 140-47, 141-47,
 142-47, 150-47, 151-47, 160-47, 170-47, 180-47, 190-47, 200-47,
 210-47, Rocking.
 Water — 47-71, 47-72, 47-81, 47-82, 47-90, 47-91, 47-100, 47-101, 47-110,
 47-111, 47-112, 47-120, 47-121, 47-130, 47-131, 47-140, 47-141,
 47-142, 47-150, 47-151, 47-160, 47-170, 47-180, 47-190, 47-200,
 47-210, Rocking.

International Empire (Furnace) International Heater Co. 29, 34, 39, 44, 49, Tri.
International Empire (Sectional Boiler) International Heater Co.
 Steam — 4-20, 4-20A, 5-20, 5-20A, 6-20, 6-20A, Rocking.
 5-25, 5-25A, 6-25, 6-25A, 7-25, 7-25A, 8-25, Rocking.
 5-32, 5-32A, 6-32, 6-32A, 7-32, 7-32A, 8-32, 8-32A, 9-32, Rocking.
 6-40, 6-40A, 7-40, 7-40A, 8-40, 8-40A, 9-40, 9-40A, 10-40, 10-40A,
 11-40, Rocking.
 Water — 20-4, 20-4A, 20-5, 20-5A, 20-6, 20-6A, Rocking.
 25-5, 25-5A, 25-6, 25-6A, 25-7, 25-7A, 25-8, Rocking.
 32-5, 32-5A, 32-6, 32-6A, 32-7, 32-7A, 32-8, 32-8A, 32-9, Rocking.
 40-6, 40-6A, 40-7, 40-7A, 40-8, 40-8A, 40-9, 40-9A, 40-10, 40-10A,
 40-11, Rocking.

International Heavy Duty (Furnace) International Heater Co. 56, 62, Hex.
International One Pipe (One Pipe Furnace) International Heater Co.
 36-0, 40-0, 44-0, Tri. 36-2, 40-2, 44-2, Tri.
 38-0, 42-0, 46-0, 50-0, Tri. 38-2, 42-2, 46-2, 50-2, Tri.
 360, 400, 440, Tri. 362, 402, 442, Tri.
 380, 420, 460, 500, Tri. 382, 422, 462, 502, Tri.

International Peer (Furnace) International Heater Co.
 708, 710, 714, 716, Revolving.

International Prince (Round Boiler) International Heater Co.
 Steam — 0-15, 1-15, 2-15, 0-18, 1-18, 2-18, 0-21, 1-21, 2-21, 0-24, 1-24, 2-24,
 0-27, 1-27, 2-27, Rocking.
 Water — 15-0, 15-1, 15-2, 18-0, 18-1, 18-2, 21-0, 21-1, 21-2, 24-0, 24-1, 24-2,
 27-0, 27-1, 27-2, Rocking.
 Steam — 1015, 1115, 1215, 1018, 1118, 1218, 1021, 1121, 1221, 1024, 1124, 1224,
 1027, 1127, 1227, Tri.
 Water — 1510, 1511, 1512, 1810, 1811, 1812, 2110, 2111, 2112, 2410, 2411, 2412,
 2710, 2711, 2712, Tri.
 See cuts of grates at top of page.

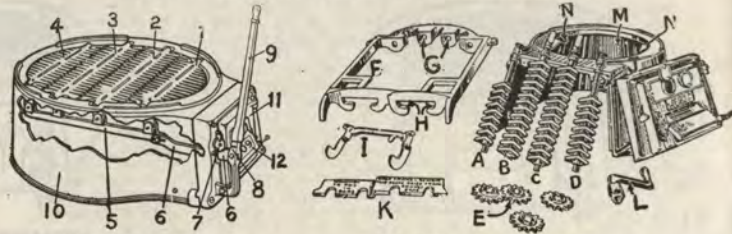
International Princess (Furnace) International Heater Co.,
 32-0, 36-0, 40-0, 44-0, 48-0, 52-0, 32-1, 36-1, 40-1, 44-1, 48-1, 52-1, 32-2, 36-2,
 40-2, 44-2, 48-2, 52-2, Tri.
 300, 1300, 320, 360, 400, 440, 480, 520, 302, 1302, 322, 362, 402, 442, 482, 522, Tri.

International Queen (Furnace) International Heater Co.
 237D, 241D, 245D, 249D, 259D, 268, Tri.

International Regent (Furnace) International Heater Co. 29, 34, 39, 44, 49, Tri.
International Sultan (Round Boiler) International Heater Co.
 Steam — 30, 32, 34, 40, 42, 44, 50, 52, 54, 60, 62, 64, 70, 72, 74, Rocking.
 Water — 31, 33, 35, 41, 43, 45, 51, 53, 55, 61, 63, 65, 71, 73, 75, Rocking.
 Steam — 130, 132, 134, 140, 142, 144, 150, 152, 154, 160, 162, 164, 170, 172, 174, Tri.
 Water — 131, 133, 135, 141, 143, 145, 151, 153, 155, 161, 163, 165, 171, 173, 175, Tri.

International Union (Furnace) International Heater Co. 32, 36, 42, 45, 51, Hex.
Invader (Furnace) Union Stove Works. 1360, 1400, 1440, Tri.
Invader (Round Boiler) Union Stove Works.
 Steam — 15-S, 19-S, 22-S, 25-S, Rocking.
 Water — 15-W, 19-W, 22-W, 25-W, Rocking.

GRATES FOR INTERNATIONAL PRINCE BOILERS



- Rocking Grate**
- 1 Front Grate Bar
 - 2 Front Center Grate Bar
 - 3 Rear Center Grate Bar
 - 4 Rear Grate Bar
 - 5 Connecting Bar
 - 6 " " Arm
 - 7 " " Stop
 - 8 Angle Lever
 - 9 Shaker Handle
 - 11 Ash Pit
 - 10 Ash Door
 - 12 " " Lift Door

- Triangular Grate**
- A Left Short Bar
 - B " Shaking Bar
 - C Right Shaking Bar
 - D " Short Bar
 - E Gears or Cog Wheels
 - F Grate Frame
 - G Hooks that support rear end of bars
 - H Hooks that support front end of bars
 - I Grate Hanger
 - J " " Supports
 - K " " Shank Plate
 - L Shaker Handle
 - M Ash Pit
 - N Sockets to support grate frame


Invincible (Furnace) Adams & Jones Co. 027, 030, 034, 038, 042, Dump Center.
Invincible (Round Boiler) American Radiator Co. 16, 18, 20, Tri.
 See Ideal Invincible Steam & Hot Water Boilers.
Invincible Wash Day (Water Laundry) American Radiator Co. (One size) D. C.
Irving (Furnace) Floyd, Wells & Co. 28, 32, 36, 40, Tri.
Jacket Heater (Tank Heater) Gurney Heater Mfg. Co. 10, Flat.
Junior (Water Laundry) Magee Furnace Co. 010, 012, 210, 212, Pl.
Keeley (Water Laundry) Keeley Stove Co. 8x9-9, 8x9-99, 8x19-9, 8x19-99, D. C.
Keene (Furnace) Barstow Stove Co. 19, 21, 24, Tri.
Kelsey Generator (Furnace) Kelsey Heating Co. 14, 16, 18, 21, 24, 27, 30, Tri.
 Give date on ash pit frame above grate bars, and if 1895 or before, also state whether the feed mouth casting on which the shovel rests is straight or slanting. This information is important.
 Patent dates or date at top of feed door frame are not wanted.

CLEAN OUT DOORS & FRAMES FOR KELSEY GENERATORS



Specify where same are located, if above baffle plates or on bottom deck. Slate pattern wanted. Note position of both holes in frames.

REPAIR PARTS FOR KELSEY GENERATOR FURNACE



- 1 Main Bottom
- 2 Ash Pit
- 2A Grate Hanger-Small
- 2B Grate Hanger-Large
- 4 Ash Door
- 5 Ash Door Frame
- 6 Pot Ring
- 7 Lower Deck of Radiator
- 8 Lower Feed Mouth
- 9 Upper Feed Mouth
- 10 Feed Door Frame
- 11 Feed Door
- 12 Short Section of Fire Pot
- 13 Long Section of Fire Pot
- 14A & 14E Top Deck of Radiator
- 15 Top Deck Ring
- 16 Long Rods
- 17 Deck Ring Rods
- 18 Clean Out Cap
- 18A Baffle Plates
- 19 Direct Draft Damper & Rod
- 20 Cast Iron Back Pipe
- 21A Check Damper
- 22 Clean Out Door
- 24A Positive Cap Att
- 25 Large Casing Fra
- 26 Section of Casing
- 27 Shaker Handle
- 29 Water Front Atta
- 30 Shank Plate
- 31 Shaking Grate Ba
- 32 Short Grate Bar

Order ALL repairs from us whether found in the catalog or not, as we are constantly adding to our stock

FURNACE AND BOILER REPAIRS

KERNAN FURNACES. Kernan Furnace Co. & International Heater Co.

Give pattern number on part wanted.
"A" Series — 42, 46, 50, 56, 62, Hex.
Union — 28, 32, 36, 42, 45, 51, Hex. Has grate three or four bars?

100 Series — 103, 104, 105, 106, 107, 108, Hex.
400 Series — Give date. 403, 404, 405, 406, 407, 408, Hex.
500 Series — Give date. 503, 504, 505, 506, 507, 508, Hex.

Kernan Tubular (Furnace) Syracuse Stove Wks. 143, 147, 151, 155, Shell Bar.
Kernan Welcome (Furnace) Syracuse Stove Wks. 18-30, 20-34, 20-36, 22-38, 24-42, 26-46, 28-50, Shell Bar.
Kernan Welcome Improved (Furnace) Syracuse Stove Wks. 360, 400, 440, 480, 520, Shell Bar.

Kineo (Furnace) Noyes & Nutter Mfg. Co. 37, 47, 57, Tri.
See Regal Kineo & Crown Kineo Furnaces.
Kineo Oak (Furnace) Noyes & Nutter Mfg. Co. 22, 26, Tri.

Kineo Wood (Furnace) Noyes & Nutter Mfg. Co. 38, 44, 50.
King (Water Laundry) Oakland Foundry Co. 35, 70, 80, D. C.
Kingston (Furnace) J. F. Foster. 38, 42, 46, 50, 54, 60, Tri.
Kingston (Furnace) Braley & McLaughlin. 38, 42, 46, 50, 54, 60, Tri.
Kohler (Furnace) J. & A. Kohler & Kohler Furnace Co. 2, 3, 3½, 4, 4½, 5, Pl.
State the diameter of the grate and the length of the shank.
Has fire pot an Anti Clinker opening at bottom in front!

Kohler (Furnace) Kohler Furnace & Steam Heating Co. & Hertig Furnace Co. 25, 30, 33, 35, 40, 45, 50, 60, Pl.

Kravat (Furnace) Barstow Stove Co. 19, 21, 24, Tri.
Lackawanna (Furnace) Graff Furnace Co. 438, 442, 446, 452, 456, 1438, 1442, 1446, 1452, 1460, Tri.
Lakewood (Wood Furnace) Walker & Pratt Mfg. Co. 60, 70.
Lark (Water Laundry) S. M. Howes Co. 8, Pl.
Laundry (Water Heater) Richardson & Boynton Co. 23, Pl.
Leader (Furnace) S. M. Howes Co. 403, 404, 405, 406, 407, 408, Tri.
See Howes Leader, Improved Leader, and New Leader Furnaces.
LeBosquet (Round Boiler) LeBosquet Bros. Is boiler portable or brick set?
Steam — 2, 3, 3½, 4, 4½, 5, 5½, 6, 6½, 7, 8, Pl. & Tri.
Water — 16, 18, 20, 22, 24, 25, 30, Pl. & Tri.

Ledger B (Furnace) Stamford Foundry Co. 16, 18, 20, Pl.
Lenox (Round Steam & Water Boiler) Gurney Heater Mfg. Co. 15, 16, 17, 18, 19, 20, 21, 22, 23, 24, 25, Tri.
No's. 18 & 19 — Has grate one or two shaking bars?
Lexington (Round Steam & Hot Water Boilers) Joseph H. Young Co.
Liberty (Furnace) C. C. Heath & Co. 24, 28, 32, D. C.
Lincoln (Round Boiler) J. H. Young Co. & Robert T. Folsom. Steam & Water — 160, 190, 210, 240, 270, 300, Tri.
Little Gem (Water Laundry) Abendroth Bros. 012, 102, 112, D. C. 12, 15, 201, 212, Tri.

Little Gem (Tank Heater) Abendroth Bros. 12, 15, 120, 160, 210, 601, 610, 1160, Tri.
Little Giant (Tank Heater) Pierce, Butler & Pierce Mfg. Co. 10, 12, 12A, 12B, 16, 16A, 16B, 20, 20B, D. C. 102, 122, 162, 164, 166, 202, 204, 206, D. C.

See Improved Giant (Round Boiler)
Little Giant (Water Laundry) Pierce, Butler & Pierce Mfg. Co. 1, 2, 11, 23, D. C. 8, 101, 102, 111, 123, D. C.
Lovering (Round Water Boiler) R. H. Lovering 10, 12, D. C. 14, 16, D. C. & Tri. 18, 20, 23, 26, Tri.
Lowell (Furnace) Stamford Foundry Co. 232, 236, 240, 244, 248, Tri.
Lowell (Furnace) Utica Heater Co. 28, 32, 36, 40, 44, 48, 54, Tri.
Lowell B (Furnace) Walker & Pratt Mfg. Co. 431, 441, 451, 461, 471, Tri.
Lowell Economist (Furnace) Hanchett & MacFadgen. 428, 432, 436, 440, 444, 448, Hex.

MAGEE FURNACES & BOILERS. Magee Furnace Co.


Magee (Furnace) Magee Furnace Co. 4, 5, 6, 6½, 7, Pl.
Cast Pot — 635, 640, 645, 650, 655, 661, Tri.
Brick Lined — 735, 740, 745, 750, 755, 761, Tri.
See Magee Boston Heater, Magee Cottage & Magee Everett Furnaces.
Magee One Pipe (Furnace) Magee Furnace Co.
"A" Series — 360, 401, 452, Tri.
"B" Series — 1934, 2136, 2440, 2645, Tri.
17, 19, 21, 24, 26, Tri.

Magee (Laundry & Tank Heater) Magee Furnace Co. Give date on inside of ash door
011, 013, 015, 111, 113, 115, 117, 119, 122, 110A, 130A, 313, 315, 413, Tri.
210B, 212B, 310, 312, 410 412, 510, 512, Pl.

Magee (Round Boiler) Magee Furnace Co. Give date on inside of large ash door. No other date will do.
Steam — 215, 217, 219, 222, 325, 328, 331, Tri.
Water — 111, 113, 115, 117, 119, 122, 125, 128, 131, Tri.
Steam — 1900, 190, 2200, 220, 2500, 250, 2800, 280, 3200, 320, Tri.
Water — 0019, 019, 0022, 022, 0025, 025, 0028, 028, 0032, 032, Tri.
Steam — 180, 181, 182, 200, 201, 202, 230, 231, 232, 260, 261, 262, 263, Tri.
Water — 1800, 1810, 1820, 2000, 2010, 2020, 2300, 2310, 2320, 2600, 2610, 2620, 2630, Tri.



Hexagonal Grate

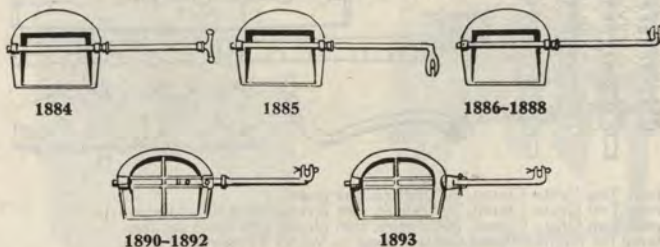


Kernan Shell Bar Grate

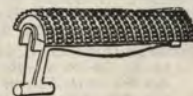
Magee (Sectional Boiler) Magee Furnace Co. Give date — 1898 or 1903. In ordering grate bars tell number of teeth on bars wanted.
Steam — 224, 225, 226, 227, 228, 229. Water — 422, 522, 622, 722, 822, 922.
Steam — 277, 278, 279, 2710, 2711, 2712. Water — 727, 827, 927, 1027, 1127, 1227.
Steam — 399, 3910, 3911, 3912, 3913, 3914, 3915.
Water — 939, 1039, 1139, 1239, 1339, 1439, 1539.
Steam — 26B, 27B, 28B, 29B, 30B. Water — 62B, 72B, 82B, 92B, 03B.
Steam — 37B, 38B, 39B, 40B, 41B. Water — 73B, 83B, 93B, 04B, 14B.
Steam — 2204, 2205, 2206, 2207. Water — 4022, 5022, 6022, 7022.
Steam — 2705, 2706, 2707, 2708. Water — 5027, 6027, 7027, 8027.
Steam — 3606, 3607, 3608, 3609. Water — 6036, 7036, 8036, 9036.
Steam — 39-S-11, 39-S-12, 39-S-13, 39-S-14, 39-S-15.
Water — 39-W-11, 39-W-12, 39-W-13, 39-W-14, 39-W-15.

Magee Boston Heater (Furnace) Magee Furnace Co. Give date of furnace.
00, 0, 1, 2, 3, 4, 5½, 7, Pl. Tri. & Agitating.
Cast Pot — 00, 0, 1, 2, 3, 4, 4½, 7, Pl., Tri. & Agitating.

BOSTON HEATER DIRECT DRAFT DAMPERS



Magee Boston Heater A (Furnace) Magee Furnace Co. Give date on front.
147, 249, 351, 453, 557, 760, Tri.
Magee Boston Heater B (Furnace) Magee Furnace Co. 641, 646, 651, 741, 746, 751, Tri.
Magee Champion (Furnace) Magee Furnace Co. Give date. Portable or brick set
40, 50, 60, 70, 80, Pl. & Tri.
Magee Cottage (Furnace) Magee Furnace Co. 132, 135, 140, 145, 150, 155, Tri.
Magee Everett (Furnace) Magee Furnace Co. 1732, 1932, 1934, 2135, 2136, 2440, 2645 Tri.
Magee Homestead (Furnace) Magee Furnace Co. 360, 401, 452, Tri.
Magee Junior (Water Laundry) Magee Furnace Co. 010, 012, 210, 212, 310, 312, Pl.
Magee Mystic Hot Blast (Furnace) Magee Furnace Co. 18, 20, 22, 24, 26, 28, 118, 120, 122, 124, 126, 128, Tri.
Magee Mystic (Round Water Boiler) Magee Furnace Co. 11, 13, 15, D. C. 17, 19, Tri.
Magee School House Heater (Furnace) Magee Furnace Co. 453, 557, 760, Tri.
Magee Stack Heater (Furnace) Magee Furnace Co. 14, Pl.
Magee Standard (Furnace) Magee Furnace Co. Give date. Is fire pot straight or flaring.
Old Pat. — 18, 20, 22, 24. 1881 Pat. — 18, 20, 22, 24, 30, Pl. & Agitating.
Magnetic Water Heater (Water Laundry) Southard, Robertson Co. 85, 95, D. C. 46, 56, Tri.
Malden (Furnace) W. S. Kaulback. 1934, 2136, 2440, Tri.
Mansco (Round Boiler) Manchester Supply Co. Steam — 217-S, 317-S, 417-S, 320-S, 420-S, 520-S, 323-S, 423-S, 523-S, 326-S, 426-S, 526-S, 329-S, 429-S, 529-S, Tri.
Water — 217-W, 317-W, 417-W, 320-W, 420-W, 520-W, 323-W, 423-W, 523-W, 326-W, 426-W, 526-W, 329-W, 429-W, 529-W, Tri.
Steam — 16YS2, 16YS3, 19YS2, 19YS3, 19YS4, 20YS2, 20YS3, 20YS4, 22YS2, 22YS3, 22YS4, 25YS2, 25YS3, 25YS4, Tri.
Water — 16YW2, 16YW3, 19YW2, 19YW3, 19YW4, 20YW2, 20YW3, 20YW4, 22YW2, 22YW3, 22YW4, 25YW2, 25YW3, 25YW4, Tri.
Martin (Furnace) Dighton Furnace Co. 40, 50, 60, 70, D. C.
Menlo (Round Boiler) H. B. Smith Co. Steam — 14, 16, D. C. & Tri. 18, 20, 23, 26, 123, 126, Tri.
Water — 1, 1½, 2, D. C. 10, 12, 14, 214, 16, D. C. & Tri. 18, 20, 23, 26, 123, 126, Tri.
Menlo (Tank Heater) H. B. Smith Co. 10, 12, 14, 16, D. C. & Tri. 18, 20, Tri.
Mercer (Sectional Steam & Water Boiler) H. B. Smith Co. 1, 2, 3, 18, 27, 36, Rocking. See cut.
Meteor (Furnace) Thatcher Furnace Co. 208, 302, 306, 400, 404, 408, 502, 506, 600, Tri.
Does shaker fit over shank of grate or into socket in shank of grate?
Mills Water Tube (Sectional Boiler) H. B. Smith Co. Steam & Water — 24, 34, 44, 48, Rocking.
Model (Furnace) Barstow Stove Co. 2, 3, 20, 30, Tri.



Grate Bars for MERCER BOILERS

We manufacture

STOVE PIPE and ELBOWS
FURNACE PIPE and FITTINGS

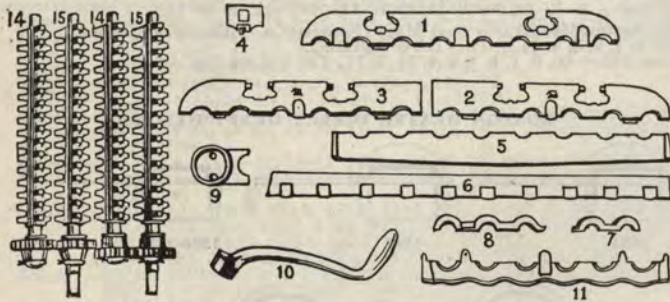
See pages 90 to 99 of this Catalogue

FURNACE AND BOILER REPAIRS

Model (Sectional Boiler) Model Heating Co. & Richmond Radiator Co.

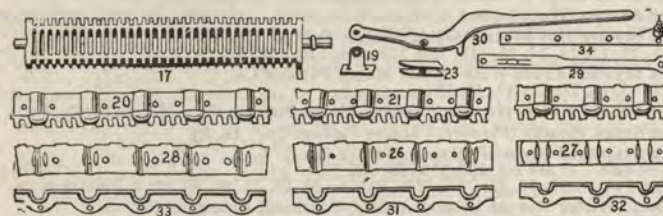
Steam & Water — 12-3, 18-3, 18-3B, 18-4, 18-5, 18-6, Tri.
 Steam & Water — 22-3, 22-4, 22-5, 22-6, Tri.
 Steam & Water — 30-4, 30-5, 30-6, 30-7, Tri.
 Steam & Water — 40-6, 40-7, 40-8, 40-9, 40-10, 40-11, 40-12, Rocking.
 In ordering grate bars for the 40-6, etc., state whether bars wanted shake from the right or left end of neater.

GRATE PARTS FOR MODEL BOILERS (12", 18", 22", & 30" Series)



- 1 Front Top Grate Clamp, 30" Series, one piece
- 2 Front Top Grate Clamp, 30" Series, two pieces, right hand section.
- 3 Front Top Grate Clamp, 30" Series, two pieces, left hand section.
- 4 Clamp for holding Front Grate Clamp to Water Front, 30" Series.
- 5 Front Lower Grate Rest, 30" Series.
- 6 Rear Top Grate Clamp, 30" Series
- 7 Scroll Grate Clamp, 12", 18", 22" Series.
- 8 Scroll Grate Clamp, 12", 18", 22" Series.
- 9 Cam for Grate Rest, 12", 18", 22" Series.
- 10 Triangular Grate Shaker.
- 11 Front Grate Rest, 12", 18", 22" Series.
- 14 Triangular Short Bar, 12", 18", 22", 30".
- 15 Triangular Shaker Bar, 12", 18", 22", 30".

GRATE PARTS FOR MODEL BOILER (40" Series)



- 17 Grate Bar
- 19 Shaker Pedestal
- 20 Front Top
- 21 Grate Clamps
- 22 Controlling Bar
- 23 Shaker Link
- 26 Front Grate Rests
- 27 Front Grate Rests
- 28 Front Grate Rests
- 29 Controlling Bar
- 30 Lever Shaker
- 31 Lever Shaker
- 32 Rear Grate Rests
- 33 Rear Grate Rests
- 34 Connecting Bar

Modern (Round Steam & Water Boiler) Pierce, Butler & Pierce Mfg. Co.
 1, 2, 3, 4, 4 1/2, 5, 5 1/2, 6, Rocking. 10, 20, 30, 40, 45, 50, 55, 60, Tri.
 See Pierce Modern Boiler.

Modern Empire (Furnace) Leonard & Baker Stove Co. 1934, 2136, 2440, Tri.

Modern Glenwood (Furnace) Weir Stove Co.
 A119, A22, A25, A219, A122, A125, Tri.
 B119, B22, B25, B219, B122, B125, B2190, B1220, B1250, Tri.

Modern Glenwood (One Pipe Furnace) Weir Stove Co.
 A119, A22, A25, A219, A122, A125, Tri.
 B119, B22, B25, B219, B122, B125, B2190, B1220, B1250, Tri.

Mohawk (Furnace) Burden-Bryant Co. 218A, 220A, 222A, 224A, 226A, Tri.

Mohawk Chief (One Pipe Furnace) Burden-Bryant Co.
 218B, 220B, 222B, 224B, 226B, Tri.

Monarch (Furnace) S. M. Howes Co.
 18-32, 20-36, 22-40, 24-44, 26-48, 28-54, 30-58, Tri.
 Are the center bars or outside bars the shaker bars?
 118, 120, 122, 124, 126, 128, Tri.

Monarch (Sectional Steam & Water Boiler) W. H. Page Boiler Co.
 Steam & Water — 105, 106, 107, 108, 109, 110, 111, 112, 204, 205, 206, 207, 208,
 209, 304, 305, 306, 307, Rocking.
 Steam & Water — H705, H706, H707, H708, H709, H710, H711, H712, H804, H805,
 H806, H807, H808, H809, H904, H905, H906, H907, Rocking.

Steam & Water — P405, P406, P407, P408, P409, P410, P411, P412, P413, P414,
 P415, P504, P505, P506, P507, P508, P509, P604, 605, P606,
 P607, Rocking.

Steam — S-405, S-406, S-407, S-408, S-409, S-410, S-411, S-412, S-413, S-414,
 S-415, S-416, S-504, S-505, S-506, S-507, S-508, S-509, S-510, S-511,
 S-512, S-604, S-605, S-606, S-607, S-608, Rocking.

Water — W-405, W-406, W-407, W-408, W-409, W-410, W-411, W-412, W-413,
 W-414, W-415, W-416, W-504, W-505, W-506, W-507, W-508, W-509,
 W-510, W-511, W-512, W-604, W-605, W-606, W-607, W-608, Rocking.

Steam — S-705, S-706, S-707, S-708, S-709, S-710, S-711, S-712, S-713, S-714,
 S-715, S-716, S-804, S-805, S-806, S-807, S-808, S-809, S-810, S-811,
 S-812, S-904, S-905, S-906, S-907, S-908, Rocking.

Water — W-705, W-706, W-707, W-708, W-709, W-710, W-711, W-712, W-713,
 W-714, W-715, W-716, W-804, W-805, W-806, W-807, W-808, W-809,
 W-810, W-811, W-812, W-904, W-905, W-906, W-907, W-908, Rocking.

Monarch Down Draft Smokeless (Sectional Boiler) W. H. Page Boiler Co.
 Steam — S-44-6, S-44-7, S-44-8, S-44-9, S-44-10, S-44-11, S-44-12, S-44-13,
 S-44-14, S-44-15, S-44-16, S-44-17, S-44-18, S-44-19, S-44-20,
 Rocking.

Water — W-44-6, W-44-7, W-44-8, W-44-9, W-44-10, W-44-11, W-44-12,
 W-44-13, W-44-14, W-44-15, W-44-16, W-44-17, W-44-18, W-44-19,
 W-44-20, Rocking.

BASE & GRATES FOR MONARCH SECTIONAL BOILERS



Showing Grate Frame drawn out to Repair Grates.

Monarch Up Draft Smokeless (Sectional Boiler) W. H. Page Boiler Co.
 Steam — S-22-5, S-22-6, S-22-7, S-22-8, S-28-5, S-28-6, S-28-7, S-28-8, 2 S-8-9,
 S-28-10, S-28-11, S-28-12, S-40-5, S-40-6, S-40-7, S-40-8, S-40-9,
 S-40-10, S-40-11, S-40-12, S-40-13, S-40-14, S-40-15, S-40-16,
 S-40-17, S-40-18, S-40-19, S-40-20, Rocking.
 Water — W-22-5, W-22-6, W-22-7, W-22-8, W-28-5, W-28-6, W-28-7, W-28-8,
 W-28-9, W-28-10, W-28-11, W-28-12, W-40-5, W-40-6, W-40-7,
 W-40-8, W-40-9, W-40-10, W-40-11, W-40-12, W-40-13, W-40-14,
 W-40-15, W-40-16, W-40-17, W-40-18, W-40-19, W-40-20, Rocking.

Monarch Sunshine (Sectional Steam & Water Boiler) Reading Stove Wks.
 25-4, 25-5, 25-6, 25-7, 25-8, 25-9, 41-6, 41-7, 41-8, 41-9, 41-10, 41-11, 41-12.
 Monroe (Furnace) Kelsey Heating Co. 45, 50, 55, Tri.
 Mystic Hot Blast (Furnace) Magee Furnace Co. 18, 20, 22, 24, 26, 28, 118, 120, 122, 124, 126, 128, Tri.

Mystic (Round Water Boiler) Magee Furnace Co. 11, 13, 15, D. C. 17, 19, Tri.
 Neville (Furnace) Barstow Stove Co. 19, 21, 24, Tri.
 New American (Furnace) Boston Foundry Co. 1913, 2213, Tri.
 New Carton (Furnace) Carton Furnace Co.
 97, 127, 175, 187, 197, 198, 217, 227, 265, 275, 276, 287, 297, 298, 328, 337, Tri.
 New Champion (Wood Furnace) Boynton Furnace Co.
 117, 118, 119, 120, 217, 218, 220.

New Crescent (Furnace) H. N. Clark Co.
 2, 3, 3A, 4, 4A, 5, 6, Tri. 1934, 2136, 2440, 2645, Tri.
 1932, 2237, 2542, Tri. 360, 401, 452, Tri.

New Crescent Single Pipe (Furnace) H. N. Clark Co.
 "A" Series — 360, 401, 452, Tri.
 "B" Series — 1934, 2136, 2440, 2645, Tri.

New Crescent One Pipe (One Pipe Furnace) H. N. Clark Co. 17, 19, 21, 24, Tri.
 New England (Furnace) Walker & Pratt Mfg. Co. 2, 3, 4, D. C.
 New England (Furnace) New England Stove & Htg. Co. 30, 34, Tri.

New England Stove & Htg. Co. (Round Boiler) New England Stove & Htg. Co.
 New Englander (One Pipe Furnace) E. H. Stafford Jr. 030, 034, 038, 042, Tri.
 New Gas Tight (Furnace) See Boynton's New Gas Tight Furnace.

New Golden Eagle (Furnace) G. C. Dunklee & Co.
 16, 18, 20, 22, 24, 26, Pl. Does the grate take an upright or claw shaker?
 New Hub (Furnace) Smith & Anthony Co.
 201, 221, 241, 261, 281, 341, 202, 222, 242, 262, 282, 1932, 2237, 2542, Tri.

New Hub Furnace. Barstow Stove Co. 203, 223, 243, 263, 283, Tri.
 New Hub Steel Plate (Furnace) Smith & Anthony Co. 18, 21, 24, 26, 28, Tri. & Dual.
 New Hub Jr. (Furnace) Barstow Stove Co.
 1934, 2138, 2442, 1934C, 2138C, 2442C, Tri.

New Idea Heavy Duty (Furnace) Utica Heater Co. 2562, Tri.
 New Idea Pipeless (Furnace) Utica Heater Co.
 1832, 1836, 1840, 1844, 1848, 1852, 1862, Tri.
 1932, 1936, 1940, 1944, 1948, 1952, 1962, Tri.
 2432, 2436, 2440, 2444, 2448, 2452, 2462, Tri.
 2532, 2536, 2540, 2544, 2548, 2552, 2562, Tri.
 A338, A342, A347, A352, A356, A362, Tri.
 A348, A442, A447, A452, A456, A462, Tri.

New Idea Recirculator (Furnace) Utica Heater Co.
 A3380, A3420, A3470, A3520, A3560, A3620, Tri.
 A4380, A4420, A4470, A4520, A4560, A4620, Tri.

New Ideal (Furnace) A. A. Merrill. 28, 32, 36, 40, 44, 48, 54, Tri.
 New Ideal Premier (Round Steam & Water Boiler) American Radiator Co.
 Steam — 1015, 2015, 3015, 1018, 2018, 3018, 1021, 2021, 3021, 4021, 1024, 2024,
 3024, 4024, 1027, 2027, 3027, 4027, Rocking.
 Water — 1115, 2115, 3115, 1118, 2118, 3118, 1121, 2121, 3121, 4121, 1124, 2124,
 3124, 4124, 1127, 2127, 3127, 4127, Rocking.

New Leader (Furnace) S. M. Howes Co. 201, 221, 241, 261, 281, 341, Tri.
 New Pearl (Furnace) H. N. Clark Co. & Utica Heater Co.
 28, 32, 36, 40, 44, 48, 54, 032, 036, 040, 044, 048, Tri.
 Does shaker fit over shank or into socket in shank of bar?
 832, 836, 840, 844, 848, 1432, 1436, 1440, 1444, 1448, 1452, Tri.

New Steel Plate (Furnace) See Boynton's New Steel Plate Furnace.
 New Walker (Sectional Steam & Water Boiler) Walker & Pratt Mfg. Co.
 15-4, 15-5, 15-6, 15-7, Tri. & Rocking.
 20-4, 20-5, 20-6, 20-7, 20-8, 20-9, 20-10, 20-11, Tri. & Rocking.
 30-5, 30-6, 30-7, 30-8, 30-9, 30-10, 30-11, 30-12, 30-13, Tri. & Rocking.

Newton (Furnace) H. D. Trask & Co.
 1896 — 42, 46, 50, 54, 60, Tri.
 1898 — 41, 42, 43, 44, 45, 45 1/2, 46, 47, 48, Tri.
 In ordering repairs for No. 46, give the date of furnace.

Niagara (Round Steam & Water Boiler) Boynton Furnace Co.
 Steam — 118, 120, 124, D. C.
 Water — 10, 14, 18, D. C. 20, Tri. 110, 114, 118, 120, 124, D. C.
 Steam & Water — 218, 220, 224, 228, Tri.

Niagara (Furnace) Boynton Furnace Co.
 28, 32, 36, 40, 44, D. C. 332, 336, 340, 344, 352, Tri.
 Niagara Improved (Furnace) Boynton Furnace Co. 132, 136, 140, 144, D. C.
 See Special Niagara Furnace.

Nichols (Furnace) See Dr. Nichols Furnace.
 Nonotuck (Furnace) Spooner & Harris Co. 229, 234D, 239D, 244D, 249D, Tri.
 Has 244 and 249 one or two shank bars?

Norwich (Round Steam & Water Boiler) John T. Young Boiler Co.
 2, 4, 6, 8, 10, 12, Tri. Give letter A, B, or C.

FURNACE AND BOILER REPAIRS

Novel Bay State (Furnace) Barstow Stove Co. 32, 36, 40, 46N, 320, 360, 400, 460N, Tri. 36C, 40C, 46C, 360C, 400C, 460C, Tri.

Novelty (Round Boiler) Abram Cox Stove Co. Steam & Water—160, 190, 210, 240, 270, 300, Tri. Steam—S-1118, S-1121, S-1123, S-1126, S-1129, S-1132, Tri. Water—W-1118, W-1121, W-1123, W-1126, W-1129, W-1132, Tri.

Novelty (Furnace) Abram Cox Stove Co. 153, 154, 155, 203, 204, 205, D. C. 3, 4, 103, 104, 105, Tri.

Novelty B (Furnace) Abram Cox Stove Co. 28, 32, 26, 40, 44, 48, 56, 60, 136, 140, 144, 148, Tri. 228, 232, 236, 240, 244, 248, 256, 260, 332, 336, 340, 344, 348, Tri.

Novelty C (Furnace) Abram Cox Stove Co. 32, 36, 40, 44, Tri. See Ideal Novelty, Splendid Novelty, and Success Novelty Furnaces.

Oakland (Water Laundry) Oakland Foundry Co. 35, D. C.

Overland (Furnace) Boynton Furnace Co. 37, 41, 45, 49, 55, Tri.

Page Safety (Brick Set Sectional Boiler) W. H. Page Boiler Co. Steam & Water—8, 10, 12, 14, 16, 18, 20, 22, Rocking.

Palace Count (Furnace) Russell Wheeler & Son. 229, 234, 239, 244, 249, Tri.

Palace Countess (Furnace) Russell Wheeler & Son. 229, 234, 239, 244, 249, Tri.

Palace Duchess (Furnace) International Heater Co. 428, 432, 436, 440, 444, 448, 528, 532, 536, 540, 544, 548, Hex.

Palace Duke (Furnace) Russell Wheeler & Son & International Heater Co. 26, 30, 33, 36, 37, 40, 41, 44, 45, 49. State style of grate. See cuts. 233, 237, 241, 245, 249, Tri.

Palace Earl (Furnace) International Heater Co. 428, 432, 436, 440, 444, 448, 528, 532, 536, 540, 544, 548, Hex.

Palace King (Round Boiler) Russell Wheeler & Son & International Heater Co. Water—18, 180, 22, 220, 25, 250, 252, 290, 292, 330, 332.

Palace King (Furnace) Russell Wheeler & Son & International Heater Co. Give date. 26, 29, 30, 33, 34, 36, 37, 38, 40, 41, 42, 44, 45, 47, 49, 50, 56, 59, 229, 233, 234, 237, 238, 241, 242, 245, 247, 249, 256, 250, 268. State style of grate. See cuts. W32, W36, W40, W44, W48, W52, W132, W136, W140, W144, W148, W152, W232, W236, W240, W244, W248, W252, 428, 432, 436, 440, 444, 448, 528, 532, 536, 540, 544, 548, Hex.

Palace King Jr. (Furnace) International Heater Co. 428, 432, 436, 440, 444, 448, 528, 532, 536, 540, 544, 548, Hex.

PERFECT FURNACES. Richardson & Boynton Co.

3, 4, 5, 6, 7, 8, 15, 17, 19, 20, 21, 22, 24, 31, 34, 39, 43, 47, 55, 63, 64, 65, 66, 67, 68, 82, 83, 84, 86, 90, 91, 92, 94, 96, 98, 130, 131, 133, 134, 135, 137, 139, 140, 141, 143, 144, 145, 147, 148, 150, 151, 155, 156, 157, 158, 160, 161, 162, 163, 170, 171, 180, 190, 217, 219, 222, 224, 226, 229, 245, 246, 247, 248, 250, 251, 252, 254, 255, 256, 260, 261, 262, 272, 273, 347, 349, 351, 353, 355, 357, 361, 363, 374, 436, 440, 444, 447, 448, 450, 451, 454, 455, 461, 472, 524, 527, 530, 534, 636, 637, 640, 641, 644, 645, 650, 651, 654, 655, 660, 900, 901, 902, 904, 906, 908, 990, 991, 992, 994, 996, 998, 1229E, 1321, 1322, 1361, 1362, 1363, 1401, 1402, 1403, 1441, 1442, 1443, 1481, 1482, 1483, 1521, 1522, 1523, 1990, 1991, 1992, 1994, 1996, 1998, 1999, 2901, 2902, 2904, 2906, 2908, 2931, 2932, 2934, 2936, 2938, Tri.

If the letter "A", "C", "D", or "E" appears on furnace be sure to so state.

GRATES FOR RICHARDSON & BOYNTON CO. FURNACES



Old Style Grate



New Style "E" Grate

Note that Richardson & Boynton Co. number their grate bars differently than other manufacturers.

Perfect (Water Laundry) Richardson & Boynton Co. 2, 5, Swing Center Grate.

Perfect (Square Water Boiler) Pierce, Butler & Pierce Mfg. Co. 1, 2, 2 1/2, 3, 4, 4 1/2, 5, 5 1/2, 6, 7, 8, 9, Tri. 21, 22, 23, 24, 25, 26, 27, 28, 29, 30, 31, 32, 72, Tri. 218, 220, 230, 231, 232, 270, 320, 370, 450, Tri.

Perfect (Round Steam & Water Boiler) Pierce, Butler & Pierce Mfg. Co. 1118, 1218, 1120, 1220, 1122, 1222, 1125, 1225, 1129, 1229, Tri. & Ransom Duplex.

Perfect All Steel Plate (Furnace) Richardson & Boynton Co. 20, 22, 24, Tri.

Perfect Gas Tight (Furnace) Richardson & Boynton Co. 31, 34, 39, 43, 47, 55, 82, 83, 84, 86, 90, 130, 131, 134, 135, 139, 140, 141, 143, 144, 147, 148, 150, 155, 157, 160, 163, 170, 172, 180, 190, 349, 353, 357, 363, 374, Tri.

Perfect Generator (Furnace) Richardson & Boynton Co. 524, 527, 530, 534, Tri.

Perfect Oval (Furnace) Richardson & Boynton Co. 3, 4, 5, 6, 7, 8, 63, 64, 65, 66, 67, 68, 133, 137, 141, 145, 151, 158, Tri.

Perfect Positive (Furnace) Richardson & Boynton Co. 900, 901, 902, 904, 906, 908, Tri.

Perfect (Wood Furnace) Richardson & Boynton Co. 26, 27, 28, 29.

Philadelphia (Furnace) Graff Furnace Co. 30, 34, Tri.

Phoenix (Furnace) Carton Furnace Co. & International Heater Co. 41, 42, 43, 44, 45, 45 1/2, 46, 47, 48, Tri.

Pierce (Furnace) See Dr. Pierce Furnace.

Pierce American (Sectional Boiler) Pierce, Butler & Pierce Mfg. Co. Steam—S-213, S-214, S-215, S-216, S-217, S-264, S-265, S-266, S-267, S-268, S-325, S-326, S-327, S-328, S-329, S-3210, S-405, S-406, S-407, S-408, S-409, S-4010, S-4011, S-466, S-467, 8-468, S-469, S-4610, S-4611, S-4612, S-4613, S-4614, Rocking. Water—W-213, W-214, W-215, W-216, W-217, W-264, W-265, W-266, W-267, W-268, W-325, W-326, W-327, W-328, W-329, W-3210, W-405, W-406, W-407, W-408, W-409, W-410, W-411, W-466, W-467, W-468, W-469, W-4610, W-4611, W-4612, W-4613, W-4614, Rocking.

Pierce American Smokeless Up Draft (Sectional Boiler) Pierce, Butler & Pierce Mfg. Co. Steam—SM-266, SM-267, SM-268, SM-326, SM-327, SM-328, SM-329, SM-407, SM-408, SM-409, SM-410, SM-411, SM-412, SM-468, SM-469, SM-4610, SM-4611, SM-4612, SM-4613, SM-4614, Rocking. Water—WM-266, WM-267, WM-268, WM-326, WM-327, WM-328, WM-329, WM-407, WM-408, WM-409, WM-410, WM-411, WM-412, WM-468, WM-469, WM-4610, WM-4611, WM-4612, WM-4613, WM-4614, Rocking.

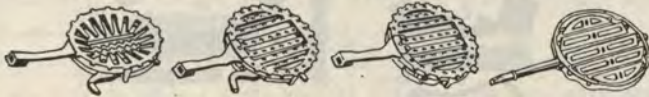
Pierce Down Draft (Sectional Boiler) Pierce, Butler & Pierce Mfg. Co. Steam—S-844-B, S-845-B, S-846-B, S-847-B, S-848-B, S-849-B, S-8410-B, S-8411-B, S-8412-B, Tri. Water—W-844-B, W-845-B, W-846-B, W-847-B, W-848-B, W-849-B, W-8410-B, W-8411-B, W-8412-B, Tri.

Pierce Giant (Tank Heater) Pierce, Butler & Pierce Mfg. Co. 120, 160, 200, Swing Center. 120T, 160T, 200T, Tri. 1010, 1012, 1015, Tri. 1110, 1112, 1115, 1117, 1119, 1122, Tri.

Pierce Little Giant (Water Laundry) Pierce, Butler & Pierce Mfg. Co. 101, 111, 112, 123, Swing Center.

Pierce Modern (Round Steam & Water Boiler) Pierce, Butler & Pierce Mfg. Co. How many of the grate bars have shanks for shaker to fit onto? 10, 20, 30, 40, 45, 50, 55, 60, 10T, 20T, 30T, 40T, 45T, 50T, 55T, 60T, Tri.

GRATES FOR PALACE QUEEN, PALACE KING AND PALACE DUKE FURNACES



1882 Grate 1884 Grate 1886 Grate 1888 Grate

The 1884 grate is used in place of the 1882 grate as the 1882 pattern is destroyed.

The largest size of the 1888 grate is made with two more intermediate bars than the cut shows.

The triangular grate is made with 3, 4, 5, 6, or 7 bars according to size of furnace.



Triangular



Hexagonal Grate

Every casting made by Russell Wheeler & Son and International Heater Co., has a pattern number cast on it. In ordering if you will give the pattern number of the part wanted you will avoid errors.

Palace Queen (Sectional Boiler) Russell Wheeler & Son & International Heater Co. Steam—205, 206, 207, 208, 209. Water—520, 620, 720, 820, 920, Rocking.

Palace Queen (Furnace) Russell Wheeler & Son & International Heater Co. 26, 30, 33, 36, 37, 40, 41, 44, 45, 49, 50, 59. State style of grate. See cuts. 233, 237, 241, 245, 249, 259, 268, Tri.

Palace Queen Jr. (Furnace) International Heater Co. 428, 432, 436, 440, 444, 448, 528, 532, 536, 540, 544, 548, Hex.

Palace Regent (Furnace) Russell Wheeler & Son. 229, 234, 239, 244, 249, Tri. Has grate one or two shank bars.

Palace Regent (Furnace) International Heater Co. Has grate one or two shank bars. 229, 234, 239, 244, 249, 234D, 239D, 244D, 249D, 329, 334, 339, 344, 349, Tri.

Palace Regent (Furnace) Orday Heating Co. 429, 434, 439, 444, 449, Tri.

Palace Regent (Square Boiler) Russell Wheeler & Son & International Heater Co. Steam—1, 2, 3, 4, 5, 6, 7, 8. Water—10, 20, 30, 40, 50, 60, 70, 80, Tri.

Panama (Furnace) Barstow Stove Co. 19, 21, 24, 219, 221, 224, Tri.

Patriot (Furnace) Boynton Furnace Co. 32, 36, 40, 44, 132, 136, 140, 144, 232, 236, 240, 244, 21-40, 25-44, 27-48, Tri.

Patriot (Round Boiler) Boynton Furnace Co. Steam—318, 320, 324, 518, 520, 524, 528, Tri. Water—318, 320, 324, 418, 420, 424, 428, Tri.

Pearl (Furnace) H. N. Clark Co. 628, 632, 637, 642, Tri. See New Pearl Furnace.

Pearl (Sectional Steam & Water Boiler) H. N. Clark Co. and Utica Heater Co. 314, 414, 514, 614, 418, 518, 618, 718, 818, 918, 522, 622, 722, 822, 922, 1022, 626, 726, 826, 926, 1026, 1126, 636, 736, 836, 936, 1036, 1136, 1236, 1336, 1436, Rocking.

Pearl (Round Boiler) Charles Morrison. Steam—173, 174, 175, 203, 204, 205, 233, 234, 235, 263, 264, 265, Tri. Water—174, 175, 204, 205, 234, 235, 264, 265, Tri. Steam—417-S, 517-S, 420-S, 520-S, 423-S, 523-S, 426-S, 526-S, Tri. Water—417-W, 517-W, 420-W, 520-W, 423-W, 523-W, 426-W, 526-W, Tri.

Pease Economy (Furnace) International Heater Co. 1028, 1032, 1036, 1040, 1044, 1048, 1128, 1132, 1136, 1140, 1144, 1148, P32, P36, P40, P44, P48, P52, P132, P136, P140, P144, P148, P152, P232, P236, P240, P244, P248, P252 Hex.

Pease Economy (Furnace) See Economy Furnaces.

Pecco (Round Boiler) Pierce, Butler & Pierce Mfg. Co. See cut of Base Part on page 68. Steam—S-913, S-914, S-923, S-924, S-933, S-934, S-935, S-943, S-944, S-945, S-953, S-954, S-955, S-963, S-964, S-965, Tri. Water—W-913, W-914, W-923, W-924, W-933, W-934, W-935, W-943, W-944, W-945, W-953, W-954, W-955, W-963, W-964, W-965, Tri.

Peerless Beauty (Furnace) Peacard & Haffer Heating Co. 130, 134, 138, Tri.

Peerless Beauty (Furnace) Peacard Heating Supply Co. 130, 134, 138, Tri.

Pep (Furnace) Williamson Heater Co. 2, 3, 4, 5, Tri.

Pep (One Pipe Furnace) Williamson Heater Co. 12, 13, 14, 15, Tri.

MAIN BUILDING

We are equipped to give SERVICE. GIVE US A TRIAL.

FACTORY

SERVICE

WAREHOUSE

FACTORY


FURNACE AND BOILER REPAIRS

Pierce Spence (Round Water Boiler) Pierce, Butler & Pierce Mfg. Co.
 How many of the grate bars have shanks for shaker to fit onto?
 410, 412, 420, 423, 430, 434, 440, 445, 450, 456, 460, 467, 470, Tri. 478, 480, Rocking.
 610, 620, 630, 640, 650, 660, 665, 670, 675, Tri. 680, 685, Rocking.
 710, 720, 730, 732, 740, 742, 750, 752, 760, 762, Tri. 770, 772, Rocking.
 410T, 412T, 420T, 423T, 430T, 434T, 440T, 445T, 450T, 456T, 460T, 467T, 470T, Tri.
 610T, 620T, 630T, 640T, 650T, 660T, 665T, 670T, 675T, Tri.
 710T, 720T, 730T, 732T, 740T, 742T, 750T, 752T, 760T, 762T, Tri.

Purdue (Round Water Boiler) J. H. McLain Co.
 219, 319, 419, 222, 322, 422, 225, 225, 425, Rocking.
Puritan (Round Steam & Water Boiler) United States Radiator Corp. 18, 21 Tri.
Puritan (Sectional Steam & Water Boiler) Buerkel & Co. 1, 3, 6, Rocking.
Radium (Furnace) Dighton Furnace Co. 40, 50, 60, 70, D. C.
Radium (Furnace) Trask Culm Furnace Co.
 332, 336, 340, 345, 352, Tri. 1934, 2136, 2440, 2645, Tri.
Red Cloud (Furnace) Union Stove Works. 14, 16, 18, Pl.
 132, 136, 140, 144, 154, 232, 236, 240, 244, 254, Tri.
Regal Kineo (Furnace) Noyes & Nutter Mfg. Co. 52, 54, Tri.
Renown (Furnace) Boynton Furnace Co.
 232, 236, 240, 244, 252, D. C. 332, 336, 340, 344, 352, Tri.
Revere (Furnace) Richardson & Boynton Co. 38, 42, 46, 50, 54, 60, Tri.
Reliable Heater (Furnace) H. N. Clark Co. 119, 122, 125, Tri.

PARTS FOR 1913 PATTERN BASE

For Pierce Modern, Pierce Spence, Pierce Touraine & Pecco Boilers.



- | | |
|-------------------------------|---------------------------------|
| 4300-3 Base Shell or Ash Pit | 4322- Rear Grate Support |
| 4310 Base Front | 4323- Front Grate Support |
| 4111 Ash Door Less Draft Door | 4324- Side Finger Bars |
| 4112 Draft Door for Ash Door | 4125- Bearings for Grate Bars |
| 4113 Ash Door Threshold | 4128- Grate Gears or Cogs |
| 4114 Clinker Door | 4129- Spacing Washers for Gears |
| 4115A Clinker Door Clips | 4336- Shaking Grate Bars |
| 4116 Name Plate for Ash Door | 4337- Short Grate Bars |
| 4117 Dog for Ash Door | 4146- Shaker Handle |

Pierce Touraine (Round Boiler) Pierce, Butler & Pierce Mfg. Co.
 How many of the grate bars have shanks for shaker to fit onto?
 Water — 301, 303, 305, 337, 307, 309, 313, 315, Tri. 319, 321, 323, Rocking.
 Steam — 302, 304, 306, 338, 308, 310, 314, 316, Tri. 320, 322, 324, Rocking.
 Water — 301T, 303T, 305T, 337T, 307T, 309T, 313T, 315T, Tri.
 Steam — 302T, 304T, 306T, 338T, 308T, 310T, 314T, 316T, Tri.

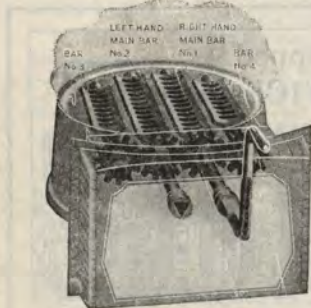
Pilgrim (Round Boiler) Trask Heating Co.
 Steam — 15-S, 17-S, 19-S, 22-S, 25-S, 28-S, 31-S, 34-S, Rocking.
 Water — 15-W, 17-W, 19-W, 22-W, 25-W, 28-W, 31-W, 34-W, Rocking.

Pleasant Home (Furnace) Hart & Crouse Co. 28, 32, 37, 42, 45, 48, Tri.
Plymouth (One Pipe Furnace) E. H. Stafford, Jr. 030, 034, 038, Tri.
Pony (Tank Heater) Gurney Heater Mfg. Co. 10, 12, 14, 16, Tri.
Popular (Furnace) Richardson & Boynton Co. 5, 7, 9, Tri.
Prince Royal (Furnace) Hart & Crouse Co.
 33, 38, 40, 43, 47, 50, 53, 60, 63, 033, 038, 043, 047, 053, 063, Tri.

Prize Atlantic (Furnace) Portland Stove Foundry Co.
 170, 200, 240, 280, Tri. On No's. 200 Y 240. Has grate one or two shank bars?

Progressive (Furnace) Richardson & Boynton Co. See cuts of grates.
 1028 1032, 1036, 1040, 1044, 1050, 1128, 1132, 1136, 1140, 1144, 1150, Tri.
 If the letter "A", "B", "C", "E", or "EP" appears on furnace be sure to so state.
 4028, 4032, 4036, 4040, 4044, 4050, 4128, 4132, 4136, 4140, 4144, 4150, Tri.

GRATES FOR PROGRESSIVE FURNACES



Old Style Grate



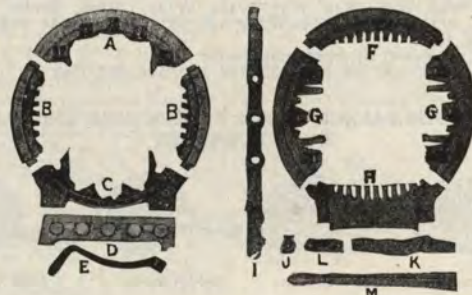
New Style "E" Grate

Note that Richardson & Boynton Co. number their grate bars differently than other manufacturers.

RICHARDSON BOILERS. Richardson & Boynton Co.

Richardson (Round Steam & Water Boiler) Richardson & Boynton Co.
 Steam & Water — 150, 151, 152, 180, 181, 182, 210, 211, 212, 213, 240, 241, 242, 243, 290, 291, 292, 293, Tri.
 If letter "A" or "B" appears on boiler, be sure to so state.

Richardson (Round Steam & Water Boiler) Richardson & Boynton Co.
 Steam & Water — 160, 161, 162, 163, 190, 191, 192, 193, 220, 221, 222, 223, 251, 252, 253, 281, 282, 283, Rocking & Tri. See cuts of grate parts.
 If the letter "A," "F," "R," or "T" appears on boiler, be sure to so state.



Triangular Grate Parts

- A—Back Grate Rest
- B—Side Coal Guards
- C—Front Coal Guard
- D—Front Grate Rest or Front Yoke
- E—Tri. Shaker Handle

Rocking Grate Parts

- F—Back Coal Guard
- G—Side Grate Rests
- H—Front Coal Guard
- I—Connecting Bar
- J—Connecting Bar Lock
- K—Angle Lever
- L—Angle Lever Bracket
- M—Rocking Shaker Handle

Richardson (Round Steam & Water Boiler) Richardson & Boynton Co.
 Steam — 173, 174, 175, 203, 204, 205, 233, 234, 235, 263, 264, 265, Tri.
 Water — 174, 175, 204, 205, 234, 235, 264, 265, Tri.

Richardson (Tank Heater) Richardson & Boynton Co.
 Steam — 317S, 417S, 517S, 320S, 420S, 520S, 423S, 523S, 426S, 526S, 1429S, 1529S, 1629S, Tri.
 Water — 317W, 417W, 517W, 320W, 420W, 520W, 423W, 523W, 426W, 526W, 1429W, 1529W, 1629W, Tri.

Richardson (Water Laundry) Richardson & Boynton Co.
 6, 7, 8, 9, 10, Tri. 2, S, Swing Center. 12, 13, 23, 24, Pl. 23T, 24T, Tri.
 60, 80, Tri. 115, 123, 124, 125, Tri. 123T, 123B, Tri.

Richardson (Sectional Steam & Water Boiler) Richardson & Boynton Co.
 421, 521, 621, 721, 214, 215, 216, 217, Rocking.
 524, 525, 526, 527, 528, 255, 256, 257, 258, 255C, 256C, 257C, 258C, Rocking.
 524A, 525A, 526A, 527A, 528A, 525B, 526B, 527B, 528B, Rocking.
 355, 356, 357, 358, 359, 3510, 3511, 3512, Rocking.
 355A, 356A, 357A, 358A, 359A, 3510A, 3511A, Rocking.
 355B, 356B, 357B, 358B, 359B, 3510B, 3511B, Rocking.
 355C, 356C, 357C, 358C, 359C, 3510C, 3511C, Rocking.
 427, 428, 429, 4210, 4211, 4212, Rocking.
 427A, 428A, 429A, 4210A, 4211A, 4212A, Rocking.
 427B, 428B, 429B, 4210B, 4211B, 4212B, Rocking.
 427C, 428C, 429C, 4210C, 4211C, 4212C, Rocking.
 653, 753, 853, 953, 1053, 536, 537, 538, 539, 5310, 5311, Rocking.

Richardson Smokeless (Sectional Steam & Water Boiler) Richardson & Boynton Co.
 742, 842, 942, 1042, 1142, 1242, 1342, 1442, 1542, 1642, 1742, 1842, 1942, 2042, 2075, 2085, 2095, 3075, 3085, 3095, 3105, Rocking.

Richardson (Side Feed Sectional Steam & Water Boiler) Richardson & Boynton Co.
 318, 418, 518, 618, 322, 422, 522, 622, 430, 530, 630, 730, 830, Tri.
 634, 734, 834, 934, 1034, 540, 640, 740, 840, 940, 1040, 1140, 1240, Rocking.
 If letter "A" appears with number be sure to so state.

Richardson Perfect (Furnace) Richardson & Boynton Co. 15, 17, 19, 21, Tri.
Richardson One Pipe (Furnace) Richardson & Boynton Co. 32, 36, 40, 44, Tri.
 117, 119, 122, 124, 126, 5032, 5036, 5040, 5044, 5332, 5336, 5340, 5344, Tri.
Richardson Pipeless (Furnace) Richardson & Boynton Co.
 4032X, 4036X, 4040X, 4044X, Tri.

STOVE REPAIRS FURNACE RANGE BOILER STOVE DEALERS' SUPPLIES

Large Stocks ∴ Prompt Shipments ∴ Best Service

FURNACE AND BOILER REPAIRS

RICHMOND FURNACES.

Richmond Stove Co. McCrum-Howell Co.

We are the successors to this foundry and own the patterns which are still in existence.

Richmond (Furnace) Richmond Stove Co. and McCrum Howell Co. 50, 51, 52, 53, 54, 55, 56, 57, 58, 59, 60, 61, 62, 63, 64, 65, 66, 67, 68, 69, 70, 71, 72, 73, 74, 75, 76, 77, 78, 79, 80, 81, 82, 83, 84, 85, 86, 87, 88, 164, 165, 166, 167, 168, 169, 170, 171, 172, 173, 210, 240, 270, 300, 320, 320A, 326, 360A, 366, 400, 400A, 406, 440, 440A, 446, 480, 480A, 486, 618, 621, 624, 627, 630, 632, 636, 640, 644, 648, 718, 721, 724, 727, 730, 732, 732A, 736, 736A, 740, 740A, 744, 744A, 748, 748A, 818, 821, 824, 827, 830, 836, 836A, 840, 840A, 844, 844A, 848, 848A, 852, 852A, Tri.

See Richmond Excelsior, Richmond Superior, Richmond Triumph, Richmond Trophy and Richmond Tubular Furnaces.

Richmond (Round Boiler) Richmond Stove Co. and McCrum Howell Co. Steam — 12, 15, 18, 21, 315, 318, 321, 415, 418, 418B, 421, 421A, 421B, 424, 424A, 424B, 427B, 718, 721, 724, 727, 915, 918, 921, Tri. 418X, 421X, 424X, 427X, 915X, 918X, 921X, Rocking. Water — 120, 150, 180, 210, 215, 218, 221, 515, 518, 518B, 521, 521A, 521B, 524, 524A, 524B, 527B, 818, 821, 824, 827, 015, 018, 021, Tri. 518X, 521X, 524X, 527X, 015X, 018X, 021X, Rocking.

Richmond (Round Boiler) McCrum Howell Co. and Richmond Radiator Co. Steam — 16-S, 116-S, 19-S, 119-S, 22-S, 122-S, Tri. Water — 16W, 116-W, 19-W, 119-W, 22-W, 122-W, Tri. Steam — 217-S, 317-S, 417-S, 517-S, 220-S, 320-S, 420-S, 520-S, 223-S, 323-S, 423-S, 523-S, 226-S, 326-S, 426-S, 526-S, 329-S, 429-S, 529-S, Tri. Water — 217-W, 317-W, 417-W, 517-W, 220-W, 320-W, 420-W, 520-W, 223-W, 323-W, 423-W, 523-W, 226-W, 326-W, 426-W, 526-W, 329-W, 429-W, 529-W, Tri.

Richmond (Round Boiler) Richmond Radiator Co. Steam — 1317, 1417, 1517, 1320, 1420, 1520, 1323, 1423, 1523, 1326, 1426, 1526, 1329, 1429, 1529, Tri. Water — 2317, 2417, 2517, 2320, 2420, 2520, 2323, 2423, 2523, 2326, 2426, 2526, 2329, 2429, 2529, Tri.

Richmond (Sectional Boiler) Richmond Stove Co. 220, 224, 320, 324, 327, 336. Is heater portable or brick set? Steam — 41, 51, 61, A41, A51, A61, B41, B51, B61, Tri. Water — 184, 185, 186, A184, A185, A186, B184, B185, B186, Tri. Steam — 52, 62, 72, 82, A52, A62, A72, A82, B52, B62, B72, B82, Tri. Water — 215, 216, 217, 218, A215, A216, A217, A218, B215, B216, B217, B218, Tri. Steam — 63, 73, 83, 93, 103, A63, A73, A83, A93, A103, Tri. B63, B73, B83, B93, B103, Rocking. Water — 246, 247, 248, 249, 250, A246, A247, A248, A249, A250, Tri. B246, B247, B248, B249, B250, Rocking. Steam — 64, 74, 84, 94, 104, 114, 124, 134, A64, A74, A84, A94, A104, A114, A124, A134, Tri. B64, B74, B84, B94, B104, B114, B124, B134, Rocking. Water — 366, 367, 368, 369, 370, 371, 372, 373, A366, A367, A368, A369, A370, A371, A372, A373, Tri. B366, B367, B368, B369, B370, B371, B372, B373, Rocking. Steam — C41, C51, C61. Rocking. Water — C184, C185, C186, Rocking. Steam — C52, C62, C72, C82, Rocking. Water — C215, C216, C217, C218, Rocking. Steam — C63, C73, C83, C93, C103, Rocking. Water — C246, C247, C248, C249, C250, Rocking. Steam — C64, C74, C84, C94, C104, C114, C124, C134, Rocking. Water — C366, C367, C368, C369, C370, C371, C372, C373, Rocking. Steam — D41, D51, D61, Rocking. Water — D184, D185, D186, Rocking. Steam — D24, D25, D26, D27, D28, D29, Rocking. Water — D412, D512, D612, D712, D812, D912, Rocking. Steam — D53, D63, D73, D83, D93, D103, D113, D123, Rocking. Water — D245, D246, D247, D248, D249, D250, D251, D252, Rocking. Steam — D64, D74, D84, D94, D104, D114, D124, D134, Rocking. Water — D366, D367, D368, D369, D370, D371, D372, D373, Rocking. Steam — D75, D85, D95, D105, D115, D125, D135, D145, D155, D165, Rocking. Water — D750, D850, D950, D1050, D1150, D1250, D1350, D1450, D1550, D1650, Rocking.

Richmond (Sectional Boiler) McCrum Howell Co. and Richmond Radiator Co. Steam & Water — 18-4, 18-5, 18-6, Rocking. Steam & Water — 21-5, 21-6, 21-7, 21-8, 21-9, Rocking. Steam & Water — 24-6, 24-7, 24-8, 24-9, 24-10, Rocking. Steam & Water — 42-6, 42-7, 42-8, 42-9, 42-10, 42-11, 42-12, 42-13, 42-14, Rocking.

Richmond (Sectional Boiler) Richmond Radiator Co. Steam — 204-S, 205-S, 206-S, 207-S, 208-S, Rocking. Water — 204-W, 205-W, 206-W, 207-W, 208-W, Rocking. Steam — 304-S, 305-S, 306-S, 307-S, 308-S, 308-S, 3010-S, Rocking. Water — 304-W, 305-W, 306-W, 307-W, 308-W, 309-W, 3010-W, Rocking. Steam — 406-S, 407-S, 408-S, 409-S, 4010-S, 4011-S, 4012-S, Rocking. Water — 406-W, 407-W, 408-W, 409-W, 4010-W, 4011-W, 4012-W, Rocking. Steam — 537-S, 538-S, 539-S, 5310-S, 5311-S, 5312-S, 5313-S, 5314-S, 5315-S, 5316-S, Rocking. Water — 537-W, 538-W, 539-W, 5310-W, 5311-W, 5312-W, 5313-W, 5314-W, 5315-W, 5316-W, Rocking. Steam — 7-53S, 8-53S, 9-53S, 10-53S, 11-53S, 12-53S, 13-53S, 14-53S, 15-53S, 16-53S, Rocking. Water — 7-53W, 8-53W, 9-53W, 10-53W, 11-53W, 12-53W, 13-53W, 14-53W, 15-53W, 16-53W, Rocking. Steam — 2505-S, 2506-S, 2507-S, 2508-S, Rocking. Water — 2505-W, 2506-W, 2507-W, 2508-W, Rocking. Steam — 3605-S, 3606-S, 3607-S, 3608-S, 3609-S, 3610-S, Rocking. Water — 3605-W, 3606-W, 3607-W, 3608-W, 3609-W, 3610-W, Rocking.

Richmond Down Draft Smokeless Magazine Feed (Sectional Boiler) Richmond Radiator Co. Steam — 1004, 1005, 1006, 1007, 1008, 1009, 1010, 1011, 1012, Tri. Water — 2004, 2005, 2006, 2007, 2008, 2009, 2010, 2011, 2012, Tri.

Richmond (Tank Heater) Richmond Stove Co. 11-2, 13-2, 15-2, 211, 213, 215, Pl. & D. C. 13-3, 15-3, 17-3, 313, 315, 317, Pl. & D. C.

Richmond (Tank Heater) Richmond Stove Co. & McCrum Howell Co. 11-2A, 13-2A, 15-2A, 11-2X, 13-2X, 15-2X, 124, 125, 126, 131, 132, 133, 135, 141, 142, 143, 145, 630, 631, 632, 633, 634, 635, 636, 637, 638, Tri. 13-3A, 15-3A, 17-3A, 153, 154, 155, 156, 157, 158, 615, 617, 640, 641, 642, 643, 644, 645, 650, 651, 652, 653, 654, Tri.

Richmond (Tank Heater) Richmond Radiator Co. 631, 632, 633, 634, 635, 636, 637, 638, Tri. 640, 641, 642, 643, 644, 645, Tri.

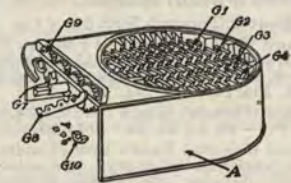
Richmond (Water Laundry Stove) Richmond Stove Co. 111, 111A, 113, 111A, 111A, 113A, Pl. & D. C.

Richmond (Water Laundry Stove) Richmond Stove Co. & McCrum Howell Co. 111B, 111B, 113B, 101, 121, 123, 620, 621, 622, Tri.

Richmond (Water Laundry Stove) Richmond Radiator Co. 501, 621, 622, Tri.

Richmond Excelsior (Furnace) Richmond Stove Co. 118, 121, 124, 127, 318, 321, 324, 327, Tri. Richmond Superior (Furnace) Richmond Stove Co. 210, 240 270, 300, Tri. Richmond Triumph (Furnace) Richmond Stove Co. 18, 21, 24, 27, 30, 518, 521, 524, 527, 530, Tri. 36, 40, 46, Round. Richmond Trophy (Furnace) Richmond Stove Co. 216, 218, 220, 416, 418, 420, 424, 427, 430, Tri. Richmond Tubular (Furnace) Richmond Stove Co. 84, 85, 86, 87, 88, 618, 621, 624, 627, 630, 818, 821, 824, 827, 830, 836, 840, 844, 848, 852, 836A, 840A, 844A, 848A, 852A, Tri. Richmond Victor (Steam & Water Boiler) Richmond Stove Co. Is heater brick set or portable? 1, 2, 3, 4, 5, 6, 20, 22, 30, 33, 40, 44, 50, 55, 60, 66, 118, 121, 124, 127, 130.

Rico Magazine Feed Down Draft (Round Boiler) Richmond Radiator Co. Steam — 5523, 5623, 5526, 5626. Water — 6523, 6623, 6526, 6626, Tri. Ridgway (Furnace) Ridgway Furnace Co. 18, 21, 24, 27, 30, 40, 44, 49, 53, 56, 118, 121, 124, 127, 130, 140, 144, 149, 153, 156, 180, 210, 240, 270, 300, Pl. & Dump Center. Riraco (Round Boiler) Richmond Radiator Co. Steam — 3417, 3517, 3617, 3420, 3520, 3620, 3423, 3523, 3623, 3426, 3526, 3626, Tri. Water — 4417, 4517, 4617, 4420, 4520, 4620, 4423, 4523, 4623, 4426, 4526, 4626, Tri. Rival (Furnace) Graff Furnace Co. Give date on front of furnace. 228, 232, 236, 240, 245, Tri. Rival (Furnace) H. N. Clark Co. 232, 236, 240, Tri. Rockland (Furnace) E. J. Gutterson. Round Oak (Furnace) Est. of P. D. Beckwith & Beckwith Co. 20, 22, 24, 26, 28, 30, 32, 40, 44, 48, 51, 54, 60, 65, Tri. 200, 220, 240, 260, 280, 300, 400, 440, 480, 510, 540, 600, Tri. Round Oak (One Pipe Furnace) Est. of P. D. Beckwith & Beckwith Co. 117, 119, 121, 124, 127, Tri. Is furnace marked "H" or "H-2" on front? Roxbury (Furnace) Dighton Furnace Co. Ash Pit for Royal and Royal Victor Furnaces 24, 28, Pl. 32, 36, D. C.



01—Left Short Bar 07—Grate Hanger
02—Companion Bar 08—Front Strip
03—Shaking Bar 09—Cog Wheel
04—Right Short Bar 10—Dove Tail or Clip

Royal (One Pipe Furnace) Hart & Crouse Co. 28, 32, 37, 42, 45, 48, 56, Tri. 128, 132, 137, 142, 145, 148, 156, Tri. 236, 240, 246, 248, 252, 260, Tri. 332, 336, 340, 346, 350, 354, Tri. 628, 632, 637, 642, 646, 650, Tri. 0628, 0632, 0637, 0642, 0646, 0650, Tri. 733, 738, 743, 747, 751, 755, Tri. 0733, 0738, 0743, 0747, 0751, 0755, Tri. 19-36, 21-40, 25-46, 27-50, Tri. 20-36, 22-40, 24-46, 26-50, Tri. 949, 953, 959, 963, Tri. Royal (One Pipe Furnace) Hart & Crouse Co. 20-36, 22-40, 24-46, 26-50, Tri. 948, 952, 958, 962, Tri. Royal (One Pipe Furnace) E. H. Stafford, Jr. 030, 034, 038, 042, 130, 134, 138, Tri.

Royal (Round Steam & Water Boiler) Hart & Crouse Co. Steam — 217, 317, 417, 519, 419, 322, 422, 325, 328, 428, Tri. Water — 172, 173, 174, 193, 194, 213, 223, 224, 253, 254, 283, 284, 285, Tri. Steam — 217-S, 317-S, 417-S, 517-S, 320-S, 420-S, 520-S, 423-S, 523-S, 326-S, 426-S, 526-S, 329-S, 429-S, 529-S, Tri. Water — 217-W, 317-W, 417-W, 517-W, 320-W, 420-W, 520-W, 0323-W, 323-W, 0423-W, 423-W, 523-W, 0326-W, 326-W, 0426-W, 426-W, 526-W, 0329-W, 329-W, 0429-W, 429-W, 529-W, 629-W, Tri. Steam — 1035, 1037, 1039, 1045, 1047, 1049, 1055, 1057, 1059, 1065, 1067, 1069, 1075, 1077, 1079, Tri. Water — 1134, 1136, 1138, 1144, 1146, 1148, 1154, 1156, 1158, 1164, 1166, 1168, 1174, 1176, 1178, Tri.

Royal (Sectional Steam & Water Boiler) Hart & Crouse Co. Royal (Tank Heater) Hart & Crouse Co. 10, 12, 13, 15, 16, 18, Tri. Royal Bristol (Furnace) Magee Furnace Co. 17, 19, 21, 24, 26, Tri. Royal Bristol (One Pipe Furnace) Magee Furnace Co. 17, 19, 21, 24, Tri. Royal Victor (Furnace) Hart & Crouse Co. 128, 132, 137, 142, 145, 148, 156, 332, 337, 342, 533, 538, 543, 547, 553, 563, Tri. Ruby (Furnace) Fuller & Warren Co. 3, 4, 5, 6, 7, 31, 41, 51, 61, 71, Pl. Ruby Crescent (Furnace) H. N. Clark Co. 16, 119, 122, 125, Tri. Ruby Glenwood (Furnace) Weir Stove Co. 16, 119, 122, 125, Tri. Rugby (Tank Heater) J. H. McLain Co. 0, 10, 12, 16, D. C. 18, 20, 22, Rocking. Salem (Furnace) J. F. Dean. 28, 32, 36, 40, 44, 48, 54, Tri.

Sanford (Furnace) E. A. Dary & Son. 50, 51, 52, 53, 54, 55, 56, 57, 59, 61, 63, 64, 65, 66, 67, 68, 69, 70, 71, 72, 73, 74, 75, 76, 77, 78, 79, 80, 81, 82, 83, 84, 85, 86, 87, 88, Tri. 632, 636, 640, 644, 638, 822, 736, 740, 744, 748, Tri. 228, 232, 236, 240, 244, 248, 328, 332, 336, 340, 344, 348, Hex. 28-0, 32-0, 36-0, 40-0, 44-0, 48-0, 28-1, 32-1, 36-1, 40-1, 44-1, 48-1, 28-2, 32-2, 36-2, 40-2, 44-2, 48-2, Tri. Scorcher (Furnace) Thatcher Furnace Co. 132, 136, 140, 144, 832, 836, 840, 844, Tri. Seneca (Round Boiler) Johnson-Washburn Co. Steam — 1-15S, 1-19S, 1-22S, 1-25S, Rocking. Water — 1-15W, 1-19W, 1-22W, 1-25W, 1-28W, Rocking. Smith (Furnace) Barstow Stove Co. 19, 21, 24, Tri. Smith (Sectional Steam & Water Boiler) H. B. Smith Co. 27, 36, 60, Rocking. Smith Service (Sectional Water Boiler) H. B. Smith Co. W-17, Rocking. Solar Glenwood (Furnace) Weir Stove Co. 219, 222, 225, 230, 319, 322, 325, 330, 419, 422, 425, 430, Tri. Soleil (Steam Boiler) Pierce, Butler & Pierce Mfg. Co. 190, 195, 210, 215, 250, 255, 280, 285, 320, 325, 330, 340, 345, 350, Rocking. Somerville (Furnace) W. S. Howe Co. 030, 034, 038, 042, Tri. Special (Furnace) Boynton Furnace Co. 33, 37, 41, 45, 49, Tri. Special Niagara (Furnace) Boynton Furnace Co. 25, 28, 32, 36, 40, 44, D. C. Spence (Round Water Boiler) Pierce, Butler & Pierce Mfg. Co. 1, 1 1/2, 2, 2 1/2, 3, 3 1/2, 4, 4 1/2, 5, 5 1/2, 6, 6 1/2, 7, 7 1/2, 8, 8 1/2, Rocking. "B" Series — 10, 20, 30, 32, 40, 42, 50, 52, 60, 62, 70, 72, 80, Rocking. "C" Series — 15, 25, 35, 45, 55, 51, 53, 55, 63, 65, 73, 75, Rocking. "A" Series — 310, 320, 330, 332, 340, 342, 350, 352, 360, 362, 370, 372, Rocking. "D" Series — 110, 112, 120, 123, 130, 134, 140, 145, 150, 156, 160, 167, 170, 178, 180, Rocking. "D" Series — 210, 212, 220, 223, 230, 234, 240, 245, 250, 256, 260, 267, 270, 278, 280, Rocking.

See Pierce Spence Boiler

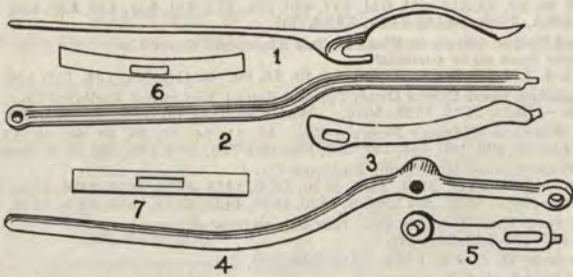
STOVE PIPE, ELBOWS AND HEADERS

FURNACE AND BOILER REPAIRS

Splendid Novelty (Furnace) A. Cox Stove Co. 224, 228, 232, 236, 240, 244, D. C. Look carefully and see if the letter "A" appears on furnace.

Success (Furnace) Richardson & Boynton Co. 2, 4, 6, 8, 10, 12, 61, 81, 101, 121, Tri. 38, 39, 41, 42, 44, 45, 48, 49, 54, 55, Tri. If the letters "A," "C," or "E" appear on furnace be sure to so state. See cuts of grates.

REPAIR PARTS FOR SPLENDID, SPLENDID "A" AND SUCCESS NOVELTY Y FURNACES



- 1 Fork Shaker—Splendid Novelty Furnace(sometimes used on Success Novelty)
2 Side Upright Shaker { Success Novelty Furnace
3 Shaker Link {
4 Combination Shaker { Splendid Novelty "A" Furnace
5 Shaker Link {
6 Grate Follower (curved) — Splendid and Success Novelty Furnaces
7 Grate Follower (straight) — Splendid Novelty "A" Furnace.

GRATES FOR SUCCESS FURNACES



Old Style Grate



New Style "E" Grate

Note that Richardson & Boynton Co. number their grate bars differently than other manufacturers.

Success Novelty (Furnace) A. Cox Stove Co. 324, 328, 332, 432, 436, 440, 444, 448, 532, 536, 540, 544, 548, D. C. See cut of repair parts on page 69.

Sunbeam (Furnace) Fox Furnace Co. 5034A, 5038A, 5040A, 5047A, 5052A, 652A, 660A, Tri. 18-C, 20-C, 22-C, 24-C, 26-C, 29-C, 32-C, Tri. 18-T, 20-T, 22-T, 24-T, 26-T, 29-T, 32-T, Tri.

Sunbeam (One Pipe Furnace) Fox Furnace Co. 5034B, 5038B, 5040B, 5047B, 5052B, Tri.

Sunny Glenwood (Furnace) Weir Stove Co. 16, 19, 22, 26, Tri.

Sunny Glenwood (Round Steam & Water Boiler) Weir Stove Co. 10, 12, 14, D. C. 16, Tri.

Sunrise (Furnace) Barstow Stove Co. 19, 21, 24, Tri.

SUNSHINE FURNACES. See Torrid Sunshine Furnaces.

SUNSHINE BOILERS. See Imperial Sunshine, Monarch Sunshine and Vestal Sunshine.

Superior (Furnace) Utica Heater Co. & Superior Foundry Co. 38, 42, 46, 52, 62, 380, 420, 460, 520, Tri.

Superior (Furnace) Utica Heater Co. Give date on feed door. 28, 32, 36, 40, 44, 48, 54, 62, 66, 70, 74, 78, 82, 86, 90, 94, 98, 102, 106, 110, 114, 118, 122, 126, 130, 134, 138, 142, 146, 150, Tri. Does shaker fit over shank or into socket in shank of bart?

Superior (Furnace) Utica Heater Co.

2, 2A, 02, 02A, 3, 3A, 03, 03A, 4, 4A, 04, 04A, 5, 05, 06, 06A, 101A, 101B, 102B, 102C, 103A, 103B, 104A, 104B, 105A, 105B, 112, 113, 114, 115, 116, 132, 136, 140, 144, 150, 232, 236, 240, 244, 250, 340, 344, 348, 350, 354, 432, 436, 440, 444, 450, 532, 536, 540, 544, 550, 632, 636, 640, 644, 648, 650, 654, 732, 736, 740, 744, 748, 750, 754, 832, 836, 840, 844, 848, 852, 932, 936, 940, 944, 948, 952, 1040, 1044, 1048, 1050, 1054, 1132, 1136, 1140, 1144, 1148, 1152, 1232, 1236, 1240, 1244, 1248, 1252, 1432, 1436, 1440, 1444, 1448, 1452, 1462, 1532, 1536, 1540, 1544, 1548, 1552, 1562, 1640, 1644, 1648, 1652, 1656, 1662, 1740, 1744, 1748, 1752, 1756, 1762, 1832, 1836, 1840, 1844, 1848, 1852, 1862, 1932, 1936, 1940, 1944, 1948, 1952, 1962, 2032, 2036, 2040, 2044, 2048, 2052, 2062, 2132, 2136, 2140, 2144, 2148, 2152, 2162, 2432, 2436, 2440, 2444, 2448, 2452, 2462, 2532, 2536, 2540, 2544, 2548, 2552, 2562, Tri. A18-34, A18-38, A20-38, A20-42, A22-42, A22-46, A24-46, A24-52, A26-50, A26-56, A28-54, A28-62, A18-340, A18-380, A20-380, A20-420, A22-420, A22-460, A24-460, A24-520, A26-500, A26-560, A28-540, A28-620, Tri.

Superior Evertite (Furnace) Utica Heater Co. 332, 336, 340, 344, 352, 362, 0332, 0336, 0340, 0344, 0352, 0362, Tri.

Superior Lodown (Furnace) Utica Heater Co. 100, 200, 300, 400, 500, Tri.

Sure Heat (Round Boiler) Brown-Wales Co.

Steam — 217-S, 317-S, 417-S, 320-S, 420-S, 520-S, 323-S, 423-S, 523-S, 326-S, 426-S, 526-S, 329-S, 429-S, 529-S, Tri. Water — 217-W, 317-W, 417-W, 320-W, 420-W, 520-W, 323-W, 423-W, 523-W, 326-W, 426-W, 526-W, 329-W, 429-W, 529-W, Tri.

Superior Super-Smokeless (Furnace) Utica Heater Co. SS-18, SS-20, SS-22, SS-24, SS-26, SS-28, SS-30, Tri. SS-180, SS-200, SS-220, SS-240, SS-260, SS-280, SS-300, Tri. SS-1800, SS-2000, SS-2200, SS-2400, SS-2600, SS-2800, SS-3000, Tri.

Taurus (Round Steam & Water Boiler) Model Heating Co.

Thatcher Tubular (Furnace) Thatcher Furnace Co. 32, 36, 38, 40, 42, 44, 46, 48, 50, 52, 54, 56, 58, 60, 62, 240, 244, 248, 252, 256, 260, D. C. 302, 306, 400, 402, Tri.

Thayer (Round Water Heater) J. M. Thayer. 9, 012, 12, Pl.

Thayer Improved (Round Water Heater) J. M. Thayer & Thayer Heater Co. 12, 14, 16, 18, 20, 22, 24, 27, 30, Pl.

The Walker Heater (Furnace) H. E. Walker & Co. 32, 36, 40, 44, D. C. & Tri.

Tiger (Furnace) Floyd, Wells Co. 36A, 40A, 45A, 36B, 40B, 45B, Tri.

Tiger (Water Laundry) H. N. Clark Co. 8, D. C.

Tip Top (Round Water Heater) Thayer Heater Co. 1, 2, 3, 4, 6, 8, Pl.

Titan (Furnace) Spooner & Harris Co. 236, 240, 242, 246, 252, 256, 260, Tri.

536, 540, 542, 546, 552, 556, 560, Hex.

Torrid (Furnace) Reading Stove Works.

027, 030, 034, 038, 042, 27, 30, 34, 38, 42, Dump Center.

127, 130, 134, 138, 142, 148, Dump Center.

Torrid Sunshine (Furnace) Reading Stove Works.

234, 238, 242, 327, 330, 334, 338, 342, 348, Dump Center.

Torrid Sunshine A (Furnace) Reading Stove Works.

320, 360, 400, 440, 520, 630, 634, 638, 640, 648, Tri.

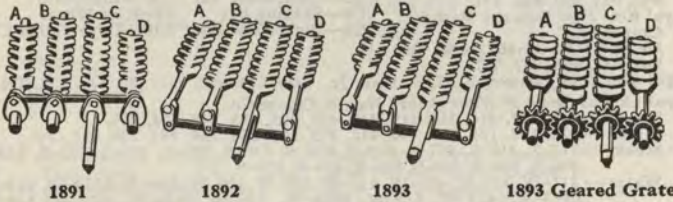
321, 361, 401, 441, 521, 730, 734, 738, 742, 748, Dump Center.

Torrid Sunshine B (Furnace) Reading Stove Works.

630, 634, 638, 640, Tri.

Springfield (Furnace) Springfield Cornice Co. 229, 234, 239, 244, 249, Tri. Stack Heater (Furnace) Weir Stove Co. 14, Pl.

Standard (Furnace) Magee Furnace Co. Give date. Is fire pot straight or flaring? O. P. — 18, 20, 22, 24. 1881 Pat. — 18, 20, 22, 24, 30, Pl. & Agitating. Standard (Furnace) Head's Iron Foundry & Giblein & Co. No repairs carried in stock. In ordering repairs it will be necessary to tell pattern grate. See cuts. Do not order by date on door frame.



Star Atlantic (Wood Furnace) Portland Stove Foundry Co. 36, 46, 48.

Steel Bay State (Furnace) See Bay State Steel Furnace.

Steel Dome (Furnace) See Boynton's Steel Dome Furnace.

Steel Radiator (Furnace) S. M. Howes Co. 32, 36, 40, 44, Tri. 130, 131, 134, 136, 138, Tri.

Steel Radiator B (Furnace) S. M. Howes Co. 103, 104, 105, 106, 107, 108, Tri.

Sterling (Furnace) Hart & Crouse Co. 232, 237, 242, 245, 248, 256, Tri.

Sterling (Furnace) Sill Stove Wks. S-203, S-204, S-205, S-206, Tri.

Sterling Homestead (Furnace) Sill Stove Wks. 20-36, 22-39, 24-42, Tri.

STEWART FURNACES. Fuller & Warren Co.

Stewart (Furnace) Fuller & Warren Co. Give letter with number.

A-22-42, A-24-48, A-26-53, A-28-58, 300, 350, Tri. B-18-32, B-20-36, B-22-42, B-24-48, B-26-53, B-28-58, B-31-60, B-35-65, Tri. C-20-36, C-22-42, C-24-48, C-26-53, C-28-58, C-31-60, Tri. D-18-32, D-20-36, D-22-42, D-24-48, D-26-53, D-28-58, D-31-60, D-35-65, Tri. E-22-42, E-24-48, E-26-53, E-28-58, E-31-60, E-35-65, Tri. F-22-42, D-24-48, F-26-53, F-28-58, F-31-60, F-35-65, Tri. G-20-36, G-22-42, G-24-48, G-26-53, Tri. H-16-28, H-18-32, H-20-36, H-22-42, H-24-48, H-26-53, H-28-58, H-31-60, H-35-65, Tri. I-20-36, I-22-42, I-24-48, I-26-53, Tri. K-22-42, K-24-48, K-26-53, K-28-58, Tri. L-22-42, L-24-48, L-26-53, L-28-58, Tri. M-18-42, M-20-45, M-22-48, M-24-53, M-26-58, Tri. N-22-42, N-24-48, N-26-53, N-28-58, Tri. O-20-39, O-22-42, O-24-48, O-26-53, O-28-58, Tri. P-18-42, P-20-45, P-22-48, P-24-53, P-26-58, Tri. X-332, X-336, X-338, X-342, Tri. Y-332, Y-336, Y-338, Y-342, Tri. 2-M-18, 2-M-20, 2-M-22, 2-M-24, Tri. 2-P-18, 2-P-20, 2-P-22, 2-P-24, Tri.

Stewart (One Pipe Furnace) Fuller & Warren Co.

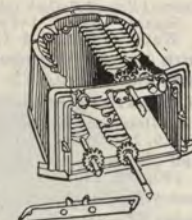
M-18-42, M-20-45, M-22-48, M-24-53, M-26-58, Tri. P-18-42, P-20-45, P-22-48, P-24-53, P-26-58, Tri. X-22-48, X-24-53, Tri. Y-22-48, Y-24-53, Tri. 2-M-18, 2-M-20, 2-M-22, 2-M-24, Tri. 2-P-18, 2-P-20, 2-P-22, 2-P-24, Tri.

Storm King (Furnace) Union Stove Works.

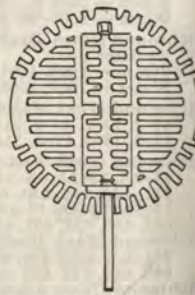
128, 132, 136, 140, 144, 154, 228, 232, 236, 240, 244, 254, Tri.

Storm King Pipeless (Furnace) Union Stove Works. 3240, 3644, 4048, Tri.

Sturdy Gem (Tank Heater) Abendroth Bros. 1W16, 2W16, 1W19, 2W19, 3W19, Rocking.



Ash Pit and Grates for STEWART FURNACE



Torrid Dump Center Grate

FURNACE AND BOILER REPAIRS

Touraine (Round Boiler) Pierce, Butler & Pierce Mfg. Co.
 Steam — 02, 04, 06, 08, 2, 2A, 4, 6, 6A, 8, 8A, 8B, 10, 10A, 12, 12A, 14, 14A, 16, 18, 20, 22, 24, Rocking.
 Water — 01, 03, 05, 07, 1, 1A, 3, 5, 5A, 7, 7A, 7B, 9, 9A, 11, 11A, 13, 13A, 15, 17, 19, 21, 23, Rocking.
 See Pierce Touraine Boiler.

Touraine B (Round Boiler) Pierce, Butler & Pierce Mfg. Co.
 Sizes same as Touraine Boiler.

Touraine N (Round Boiler) Pierce, Butler & Pierce Mfg. Co.
 Sizes same as Touraine Boiler.

Touraine Jr. (Round Steam & Water Boiler) Pierce, Butler & Pierce Mfg. Co.
 1, 2, 3, 4, 4½, 5, 5½, 6, Rocking.

Trask's Boston Heater (Furnace) H. D. Trask & Co. Give date 1894, 1898 or 1902.
 202, 203, 204, 205, 206, Pl.

Trask's Comfort (Furnace) H. D. Trask Co. & Trask Heating Co.
 132A, 136A, 140A, 146A, Tri. 528, 532, 536, 540, 544, 548, Hex.
 238, 332, 336, 430, 434, 438, Hex. 574, Tri.
 278, 372, 376, 470, 474, 478, Tri. 628, 632, 636, 642, 646, 648, Tri.
 372A, 376A, 470A, 478A, Tri. 728, 732, 736, 740, 744, 748, Tri.
 328, 332, 336, 340, 344, 348, Hex. 947, 949, 953, 959, 963, Tri.

Trask Comfort (One Pipe Furnace) Trask Heating Co.
 628, 632, 636, 642, 646, 648, 946, 948, 952, 958, 962, Tri.

Trask's Comfort (Round Boiler) Trask Heating Co.
 Steam — 15-S, 17-S, 19-S, 22-S, 25-S, 28-S, 31-S, 34-S, Rocking.
 Water — 15-W, 17-W, 19-W, 22-W, 25-W, 28-W, 31-W, 34-W, Rocking.

Trask's Double Radiator (Furnace) H. D. Trask & Co.
 51, 52, 53, 54, 56, 57, Tri.

Trask's Steel Radiator (Furnace) H. D. Trask & Co.
 1894 — 41, 42, 43, 44, 45, 45½, 46, 47, 48, Tri.
 1900 — 151, 152, 153, 154, 156, 157, Tri.

Triumph (Furnace) Richmond Stove Co.
 18, 21, 24, 27, 30, 518, 521, 524, 527, 530, Tri. 36, 40, 46, Round.

Trophy (Furnace) Richmond Stove Co.
 216, 218, 220, 416, 418, 420, 424, 427, 430, Tri.

Tropic (Furnace) Carton Furnace Co.
 51, 52, 53, 54, 56, 57, 151, 152, 153, 154, 156, 157, Tri.

Tropic (Furnace) J. F. Pease Furnace Co. & International Heater Co.
 8, 10, 14, 16, 18, 20, 608, 610, 614, 616, 620, 608D, 610D, 614D, 616D, 620D.
 See cuts of Economy Grates on page 60.

Tropic (Round Water Boiler) Pierce, Butler & Pierce Mfg. Co.

Tropic Improved (Round Water Boiler) Pierce, Butler & Pierce Mfg. Co.
 180, 181, 182, 183, 184, 185, 186, 187, 188, 189, 190, 191, 192, 193, 194.

Tropic Jr. (Round Water Boiler) Pierce, Butler & Pierce Mfg. Co.
 511, 512, 513, 514, 515, 1511, 1512, 1513, 1514, 1515, Rocking.
 1531, 1532, 1533, 1534, 1535, Tri.

Tug Cable (Furnace) E. B. Colby & Co. 28, D. C.

Two Bees (Furnace) Burden-Bryant Co.
 19, 21, 24, Tri.
 29, 34, 39, 44, 49, Tri.
 1128, 1132B, 1136B, 1140, 1144, 1150, Tri.

Two-Bees Pipeless (Furnace) Burden-Bryant Co.
 32, 36, 40, 44, Tri.

Two-Bees (Tank Heater) Burden-Bryant Co.
 1A, 1B, D. C. 9, D. C. 52, 54, D. C.
 23T, 24T, 110, 112, 114, 170, 200, 230, Tri.

Union (Furnace) Kernan Furnace Co.
 28, 32, 36, 42, 45, 51, Hex. Has grate 3 or 4 bars†

Union Heater (Water Laundry) Richardson & Boynton Co.
 1, 1A, 1B, D. C. 4, Tri.

United States Radiator Corporation (Tank Heaters) U. S. Rad. Corp.
 610, 620, 630, Tri.

United States Radiator Corporation (Water Laundry) U. S. Rad. Corp.
 2X, D. C. 119, Tri.

Utica Heater (Furnace) Utica Heater Co.
 28, 32, 36, 40, 44, 48, 54, Tri. Give date.
 Does shaker handle fit OVER end of bars or INTO socket in end of bars†

Vallant (Furnace) S. M. Howes Co. & Dighton Furnace Co. 24, 28, Pl. 32, 36, D. C.

Vassar (Round Water Boiler) J. H. McLain Co.
 2170, 3170, 4170, 2190, 3190, 4190, 2220, 3220, 4220, 1250, 2250, 3250, 4250, 2280, 3280, 4280, 5280, Rocking.

Velox (Furnace) Walker & Pratt Mfg. Co. 14, 16, Pl.

Vestal Sunshine (Round Steam & Water Boiler) Reading Stove Works.
 15, 17, 19, 21, 23, 115, 117, 119, 121, 123.
 Give letter A or B — designating style of grate.
 "A" Grate — Two Bar Duplex Grate with Ransom Ring above.
 "B" Grate — Rocking Grate of 3 or 4 Bars according to size.

Victor (Furnace) Hart & Crouse Co.
 128, 132, 137, 142, 145, 148, 332, 337, 342, 533, 538, 543, 547, Tri.


Victor (Furnace) Smith & Anthony Co. 24, 28, Pl. 32, 36, D. C.

Victor Dome (Furnace) Dighton Furnace Co. 24, 28, Pl. 32, 36, 320, 360, D. C.

Victory (One Pipe Furnace) Williamson Heater Co.
 V18, V20, V22, V24, D. C. V19, V21, V23, V25, Tri.

Volunteer (Round Steam & Water Boiler — Screw Nipple) W. H. Page Boiler Co.
 0, 1, 1½, 2, 3, 3½, 4, 5, 5½, 6, 7, 7½, 8, 9, 9½, 10, 11, 11½, 12, 13, 13½, 14, 15, 16.
 State style of grate. See cut.

GRATES FOR VOLUNTEER AND ALL RIGHT BOILERS



No. 1. Surface of bar is flat. Gear has round hole.
 No. 4. Surface of bar is slightly concave. Gear has square hole.
 Nos. 2 and 3 differ in width of teeth and location of toggle connection.
 No. 5. Used ONLY on No. 11 and No. 12 Volunteer Boilers and has no bridge or support.
 No. 6. Used ONLY in Boilers with 30-inch grate and larger. Has bridge or support.
 No. 7 is the present style in use, having been adopted January 1st, 1909. It is a finer grate than the other styles and is suitable for all sizes of coal, including pea.
 Style No. 7 is interchangeable with styles No. 4 and No. 6 in all sizes of boilers up to and including No. 10. It is not adapted for No. 12 boiler made prior to 1909.

Volunteer (Round Steam & Water Boiler — Push Nipple) W. H. Page Boiler Co.
 15B, 17B, 17C, 17D, 19B, 19C, 19D, 21B, 21C, 21D, 21E, 23B, 23C, 23D, 23E, 28B, 28C, 28D, 28E, Tri.

Volunteer (Tank Heater) W. H. Page Boiler Co. 211, 311, 215, 315, 317, 319, Tri.

Volunteer Junior (Round Steam & Water Boiler) W. H. Page Boiler Co.
 Steam — 15B, 17B, 17C, 17D, 19B, 19C, 19D, 23B, 23C, 23E, 28B, 28C, 28D, 28E.
 Water — 11A, 11B, 15A, 15B, 17B, 17C, 17D, 19B, 19C, 19D, 23B, 23C, 23D, 23E, 28B, 28C, 28D, 28E

All sizes take Triangular Grate. Nos. 11, 15, & 19 also taking Rocking Grate.

Vulcan (Furnace) Dighton Furnace Co. 24, 28, Pl. 32, 36, D. C.

Waldorf (Furnace) Southard Robertson Co.
 28, 32, 36, 40, 44, 48, 54, 832, 836, 840, 844, 848, Tri.

Wales (Sectional Boiler) Brown-Wales Co.
 Steam — 204-S, 205-S, 206-S, 207-S, 208-S, 305-S, 306-S, 307-S, 308-S, 309-S, 310-S, Rocking.
 Water — 204-W, 205-W, 206-W, 207-W, 208-W, 305-W, 306-W, 307-W, 308-W, 309-W, 310-W, Rocking.
 Steam — 40-S-5, 40-S-6, 40-S-7, 40-S-8, 40-S-9, 40-S-10, 40-S-11, Rocking.
 Water — 40-W-5, 40-W-6, 40-W-7, 40-W-8, 40-W-9, 40-W-10, 40-W-11, 40-W-12, Rocking.
 Steam — 405-S, 406-S, 407-S, 408-S, 409-S, 410-S, 411-S, 412-S, Rocking.
 Water — 405-W, 406-W, 407-W, 408-W, 409-W, 410-W, 411-W, 412-W, Rocking.

Wales (Round Boiler) Brown-Wales Co.
 Steam — 11-16-S-2, 11-16-S-3, 11-19-S-2, 11-19-S-3, 11-19-S-4, 11-22-S-2, 11-22-S-3, 11-22-S-4, 11-25-S-3, 11-25-S-4, 11-25-S-5, Tri.
 Water — 11-16-W-2, 11-16-W-3, 11-19-W-2, 11-19-W-3, 11-19-W-4, 11-22-W-2, 11-22-W-3, 11-22-W-4, 11-25-W-3, 11-25-W-4, 11-25-W5, Tri.
 Steam — 16YS2, 16YS3, 16YS4, 16YS5, 19YS2, 19YS3, 19YS4, 19YS5, 20YS2, 20YS4, 20YS5, 22YS2, 22YS3, 22YS4, 22YS5, 25YS2, 25YS3, 25YS4, 25YS5, 28YS3, 28YS4, 28YS5, Tri.
 Water — 16YW2, 16YW3, 16YW4, 16YW5, 19YW2, 19YW3, 19YW4, 19YW5, 20YW2, 20YW3, 20YW4, 20YW5, 22YW2, 22YW3, 22YW4, 22YW5, 25YW2, 25YW3, 25YW4, 25YW5, 28YW3, 28YW4, 28YW5, Tri.
 Water — 1-W-16, 2-W-16, 1-W-19, 2-W-19, 3-W-19, Rocking.

Walker (Furnace) Walker & Pratt Mfg. Co. 2, 3, 4, 5, 6, 7, 20, 30, 40, 50, 60, 70, Pl. 21, 31, 41, 51, 61, 71, 81, 32, 42, 52, 62, 72, 25, 35, 45, 55, 65, 75, Pl. 26, 36, 46, 56, 66, 76, 86, 90, D. C. 47, 57, 67, 77, 87, Tri.

Walker Heater (Furnace) H. E. Walker & Co. 32, 36, 40, 44, D. C.

Walker (Steam & Water Heater) Walker & Pratt Mfg. Co. 1, 2, 3.
 State number of bars, length of bars and whether they shake on right or left side.

Walker (Sectional Steam & Water Boiler) Walker & Pratt Mfg. Co.
 15-4 15-5, 15-6, 15-7, Tri. & Rocking.
 20-4, 20-5, 20-6, 20-7, 20-8, 20-9, 20-10, 20-11, Tri. & Rocking.
 30-5, 30-6, 30-7, 30-8, 30-9, 30-10, 30-11, 30-12, 30-13, Tri. & Rocking.
 40-5, 40-6, 40-7, 40-8, 40-9, 40-10, 40-11, 40-12, 40-13, Rocking.

Walker (Water Stove) Walker & Pratt Mfg. Co. 0, 1, 2, 4, Pl.

Walker's New England (Furnace) Walker & Pratt Mfg. Co. 2, 3, 4, D. C.

Walworth (Round Boiler) Walworth-English-Flett Co.
 Steam — 18-IS, 18-2S, 21-IS, 21-2S, 21-3S, 25-2S, 25-3S, 25-4S, 30-2S, 30-3S, 30-4S, 34-2S, 34-3S, 34-4S, Tri. & Rotary Duplex.
 Water — 18-1W, 18-2W, 21-1W, 21-2W, 21-3W, 25-2W, 25-3W, 25-4W, 30-2W, 30-3W, 30-4W, 34-2W, 34-3W, 34-4W, Tri. & Rotary Duplex.

Wasco (Garage Water Heater) W. A. Schleit Mfg. Co.
 102, 106, 110, Swing Center Grate.

GRATES FOR VOLUNTEER BOILERS — PRESENT PATTERN



Screw Nipple Boilers

Grate shown is for No. 8 Boiler. Grates have 4, 6, 7 and 8 bars according to size of boiler.



Push Nipple Boilers

This same style of Base & Grate is used on the Volunteer Tank Heater and Volunteer Junior Boiler.

FIRE PLACE FURNISHINGS

OF ALL KINDS

MOST ATTRACTIVE AND BEST SELLING PATTERNS

See pages 137 to 143 of this catalog

LARGE STOCKS

PROMPT SHIPMENTS

BEST SERVICE

FURNACE AND BOILER REPAIRS

WAVERLY FURNACE. Waverly Heating & Supply Co. Give date.

- 128, 132, 136, 140, 144, 148, 228, 232, 236, 240, 244, 248, Hex.
- 332, 336, 340, 344, 348, Hex.
- 28-0, 32-0, 36-0, 40-0, 44-0, 48-0, 28-1, 32-1, 36-1, 40-1, 44-1, 48-1, Tri.
- 28-2, 32-2, 36-2, 40-2, 44-2, 48-2, Tri.

GRATES FOR WAVERLY FURNACES OF ABOVE SIZES



Hexagonal Grate



Triangular Grate

WAVERLY FURNACE. Waverly Heating Supply Co.

- 334, 338, 342, 334C, 338C, 342C, Tri.
- 949, 953, 959, 963, Tri.

WAVERLY ONE PIPE FURNACE. Waverly Heating Supply Co.

- 948, 952, 958, 962, Tri.

Webco-Cozy (One Pipe Furnace) F. W. Webb Mfg. Co.

- 18-38, 20-40, 22-44, 24-48, 26-52, Tri.

Welcome D (Furnace) Syracuse Stove Works. 403, 404, 405, 406, 407, 408, Hex.

Weld (Brass Coil Water Heater) Geo. A. Weld Co.

- 10", 12", D. C. 14", 16", 18", 20", 22, 24", Tri.

Weston (Round Steam & Water Boiler) United States Radiator Corp.

- Steam — S-16A, S-16B, S-18A, S-18B, S-21A, S-21B, Tri.
- Water — W-16A, W-16B, W-18A, W-18B, W-21A, W-21B, Tri.

Tell the number of grate bars in boiler.

Whelden (Furnace) Barstow Stove Co. 19, 21, 24, Tri.

WINCHESTER ROUND STEAM & WATER BOILER. Smith & Thayer Co.

If you find a number cast on part wanted give us this information with the order.

- "A" Series — Steam — 4, 8, 12, 16, 20, 24, 28, 34, 36.
- Water — 3, 5, 9, 17, 21, 25, 29, 35, 37.

- "B" Series — Steam — 110, 114, 118, 122, 126, 132. State style of grate
- Water — 107, 115, 119, 123, 127, 133. See Cuts at top of page.

- "C" Series — Steam — 38, 40, 42, 44, 46, 48, 50, 52.
- Water — 39, 41, 43, 45, 47, 49, 51, 53.
- Steam — 238, 240, 242, 244, 246, 248, 250, 252.
- Water — 239, 241, 243, 245, 247, 249, 251, 253.

See Capitol-Winchester (Round Boilers).

Winchester (Sectional Boiler) Smith & Thayer Co.

- Steam — 304, 308, 312, 316, 320, 324, 328, Rocking.
- Water — 303, 305, 309, 317, 321, 325, 329, Rocking.
- Steam — 332, 336, 340, 344, Rocking.
- Water — 333, 337, 341, 345, Rocking.

Winchester (Laundry Tank Heater) Smith & Thayer Co. 1, 2, 3, Rocking.

Winchester Junior (Round Boiler) Smith & Thayer Co.

- Steam — D, D2, F, F2, F4, D. C. & Side Shaking.
- Water — 0, A, A2, A4, D. C.

Winchester Junior Grates



Draw Center Side Shaking

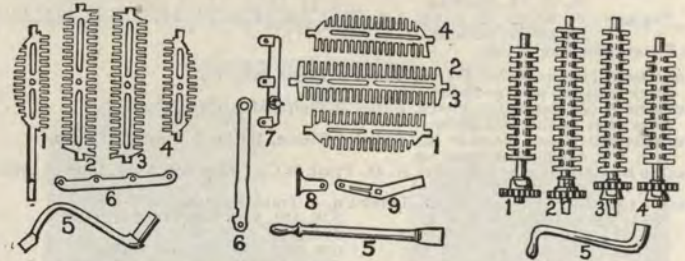
Windsor (Furnace) Dighton Furnace Co. 20, 30, 40, 50, 60, Pl.

Winthrop (Furnace) Dighton Furnace Co.

- 2, 3, 4, 5, 6, 20, 30, 40, 50, 60, Pl.

Winthrop (Round Water Boiler) Dighton Furnace Co. 16, 20, 22, Tri.

GRATES FOR WINCHESTER ROUND BOILERS



ANTI-CLINKER GRATE LONG LEVER GRATE TRIANGULAR GRATE

- Bars run from front to rear. Bars run from side to side
- 1—Left Shaking Bar 1—Front Bar
- 2—Left Center Bar 2 & 3—Center Bar. These bars are not alike; specify whether second or third bar from front.
- 3—Right Center Bar 4—Right Short Bar (on large sizes this bar is a shaking bar)
- 4—Right Short Bar (on large sizes this bar is a shaking bar)
- 5—Shaker Handle 5—Shaker Handle
- 6—Connecting Bar 6—Connecting Arm
- 17" & 19"—Grates have 3 bars 7—Connecting Bar
- 22" & larger have 4 bars 8—Angle Lever Bracket
- 25" & smaller have 1 shaking bar 9—Angle Lever
- 28" & larger have 2 shaking bars 17", 19" & 22" Grates have 3 bars
- 25" & larger have 4 bars Center bars are not interchangeable
- 1—Left Short Bar
- 2—Left Shaker Bar
- 3—Right Shaker Bar
- 4—Right Short Bar
- 5—Shaker Handle
- 19" has 3 bars
- 22" has 4 bars
- 25", 28" & 30" have 5 bars
- 34" has 6 bars
- 36" has 6 bars
- Right and Left Hand Bars are the same. Cogs are reversible

If you find a number cast on part wanted give us this information with the order.

- Wonder (Furnace)** H. E. Hessler Co. 28, 32, 36, 40, 44, 48, Hex.
- Wonder (Furnace)** Sears, Roebuck & Co. 38, 42, 46, 50, 54, 60, Tri.
- 2A, 4A, 6A, 8A, 10A, 12A, Tri.
- Wonder Gem (Furnace)** Abendroth Bros. 10-50, Tri.
- Worcester (Furnace)** Central Supply Co. 1-28, 1-32, 1-36, 1-40, 1-44, 1-48, 2-28, 2-32, 2-36, 2-40, 2-44, 2-48, 3-28, 3-32, 3-36, 3-40, 3-44, 3-48, Hex.
- Worcester (Round Boiler)** Central Supply Co. Steam — S-217, S-317, S-220, S-320, S-420, S-223, S-323, S-423, S-226, S-326, S-426, Tri.
- Water — W-212, W-215, W-217, W-317, W-220, W-320, W-420, W-223, W-323, W-423, W-226, W-326, W-426, Tri.
- Yale (Round Steam Boiler)** J. H. McLain Co. 1015, 1017, 2017, 3017, 1019, 2019, 3019, 1022, 2022, 3022, 1025, 1028, 2025, 3025, 2028, 3028, Rocking.
- York (Round Boiler)** Abendroth Bros. Steam — 11-16-S-2, 11-16-S-3, 11-19-S-2, 11-19-S-3, 11-19-S-4, 11-22-S-2, 11-22-S-3, 11-22-S-4, 11-25-S-3, 11-25-S-4, 11-25-S-5, Tri.
- Water — 11-16-W-2, 11-16-W-3, 11-19-W-2, 11-19-W-3, 11-19-W-4, 11-22-W-2, 11-22-W-3, 11-22-W-4, 11-25-W-3, 11-25-W-4, 11-25-W-5, Tri.
- Steam — 16YS2, 16YS3, 16YS4, 16YS5, 19YS2, 19YS3, 19YS4, 19YS5, 20YS2, 20YS3, 20YS4, 20YS5, 22YS2, 22YS3, 22YS4, 22YS5, 25YS2, 25YS3, 25YS4, 25YS5, 28YS3, 28YS4, 28YS45, Tri.
- Water — 16YW2, 16YW3, 16YW4, 16YW5, 19YW2, 19YW3, 19YW4, 19YW5, 20YW2, 20YW3, 20YW4, 20YW5, 22YW2, 22YW3, 22YW4, 22YW5, 25YW2, 25YW3, 25YW4, 25YW5, 28YW3, 28YW4, 28YW5, Tri.
- Steam — 1163-S, 1164-S, 1165-S, 1193-S, 1194-S, 1195-S, 1203-S, 1204-S, 1205-S, 1223-S, 1224-S, 1225-S, 1253-S, 1254-S, 1255-S, Rocking.
- Water — 1163-W, 1164-W, 1165-W, 1193-W, 1194-W, 1195-W, 1203-W, 1204-W, 1205-W, 1223-W, 1224-W, 1225-W, 1253-W, 1254-W, 1255-W, Rocking.
- York (Sectional Boiler)** Abendroth Bros. Steam — 204-S, 205-S, 206-S, 207-S, 208-S, 305-S, 306-S, 307-S, 308-S, 309-S, 310-S, Rocking.
- Water — 204-W, 205-W, 206-W, 207-W, 208-W, 305-W, 306-W, 307-W, 308-W, 309-W, 310-W, Rocking.
- Steam — 405-S, 406-S, 407-S, 408-S, 409-S, 410-S, 411-S, 412-S, Rocking.
- Water — 405-W, 406-W, 407-W, 408-W, 409-W, 410-W, 411-W, 412-W, Rocking.
- York Gem (Sectional Boiler)** Abendroth Brothers. Steam — 20-S-4, 20-S-5, 20-S-6, 20-S-7, 20-S-8, Rocking.
- Water — 20-W-4, 20-W-5, 20-W-6, 20-W-7, 20-W-8, Rocking.
- Steam — 30-S-5, 30-S-6, 30-S-7, 30-S-8, 30-S-9, 30-S-10, Rocking.
- Water — 30-W-5, 30-W-6, 30-W-7, 30-W-8, 30-W-9, 30-W-10, Rocking.
- Steam — 40-S-5, 40-S-6, 40-S-7, 40-S-8, 40-S-9, 40-S-10, 40-S-11, Rocking.
- Water — 40-W-5, 40-W-6, 40-W-7, 40-W-8, 40-W-9, 40-W-10, 40-W-11, Rocking.
- Yorkshire (Furnace)** Richardson & Boynton Co. 134, 138, 142, 146, 152, 158, Tri.
- Z-RO King (Furnace)** Oakland Foundry Co. 220, 222, 224, 226, Tri.

Range and Stove Repairs..... Pages 13 to 54

Furnace and Boiler Repairs..... Pages 55 to 74

Price List of Waterfronts..... Pages 75 to 84

Price List of Brass Coils..... Pages 85 to 89

Stove Pipe and Elbows..... Pages 90 to 95

Furnace Pipe and Fittings..... Pages 96 to 99

For Other Goods see Index on Last Page

Price List of Waterfronts for Ranges



Straight



Elbow Waterfront



Half Double Elbow



Full Double Elbow



Combination Waterfront

We guarantee our prices of Waterfronts to be as low as the manufacturers' prices. These prices are correct as of August 1st, but must necessarily be subject to change without notice.

LARGE STOCKS

AUBURN STOVE FOUNDRY

All Waterfronts..... \$12.00

BARSTOW STOVE CO.

Adaskin 9.40
 Art Bay State 11.00
 Barstow Bay State 11.00
 Barstow Elevated Combination 10.00
 Barstow Multiple 10.00
 Bay State
 7-18, 8-18, 8-20, 9-20 11.00
 587, 687 11.00
 Bay State "B" 11.00

Barstow — Bay State — Model — Richmond
 Barstow Bay State — Barstow Model —
 Barstow Richmond

7-05, 18-05, 8-05 10.00
 7-09, 18-09, 8-09 11.50
 72-09, 218-09, 82-09 9.40
 7-10, 18-10, 8-10 10.00
 72-10, 218-10, 82-10 10.00
 73-10, 318-10, 83-10 10.00
 74-10, 418-10, 84-10 9.40
 75-10, 518-10, 85-10 10.00
 72-12, 218-12, 82-12 10.00
 75-12, 518-12, 85-12 9.40
 8-14, 83-14 10.00
 82-14, 84-14, 85-14 9.40
 83-15 11.50
 8-16 10.00
 18-16, 82-16, 84-16 9.40
 8-19 13.00
 18-19, 81-19, 218-19 9.40
 82-19, 83-19, 84-19 9.40
 85-19 15.00
 86-19 14.00
 18-21, 81-21 9.40
 83-24 10.00
 18-24, 81-24 9.40
 83-25 10.00
 2083 11.00
 2085 13.00
 2285 14.00
 Barstow Special 10.00
 Bay State Hamilton { *Straight* 13.00
 { *Double Elbow* 19.50
 Bay State Home Grand 11.00
 Bay State Puritan 14.00
 Big Sandy 11.00
 Colonial Bay State 12.00
 Crown Bay State 11.00
 Crystal Bay State 12.00
 Edgewood 11.00
 Empress 12.00
 Gem Bay State 9.40
 Grand Bay State 11.00
 Grand Pawtucket 11.00
 Higrade 9.40
 Jewel Bay State 11.00
 Mohawk 9.40
 Nantasket 11.00
 New Empress 12.00
 Novel Bay State 16.00
 Pawtucket Grand 11.00

PROMPT SHIPMENTS

BARSTOW STOVE CO. (Continued)

Redwood B. \$12.00
 Regal Bay State 10.00
 Ridgefield 11.00
 Royal Bay State 11.00
 Union Bay State 11.00
 Weybosset 9.40
 What Cheer 9.40

MODEL RANGES

Model Ranges. See Barstow Ranges.
 Model, 587, 687 11.00
 Model "B" 11.00
 Model Empress 10.00
 Model Grand
 7-20A, 80-20A, 88-20A, 8-20A, 9-20A 11.00
 OB, 1B, 2B 14.00
 7-09, 18-09, 8-09 11.50
 73-10, 318-10, 83-10 10.00
 83-14 10.00
 83-15 11.50
 8-19 13.00
 86-19 14.00
 Model Premier 11.00
 Model Princess 11.00
 Model Queen 12.00
 Model Winner 11.00
 Model Wonder 9.40

RICHMOND RANGES

Ivy Richmond 9.40
 Richmond
 OB, 1B, 2B 14.00
 370, 378, 380 11.00
 381 12.00
 382 14.00
 587, 687 11.00
 70-18A, 80-18A, 80-20A, 90-20A 12.00
 700-18, 800-18, 800-20 11.00
See Barstow Ranges for additional sizes.

Richmond Multiple 10.00
 Trophy Richmond 10.00

HUB RANGES

Beauty Hub, 2182, 83-19, 81-24 9.40
 Gem Hub, 82-19, 1881, 2282 9.40
 Gem Hub, 18-21, 81-21 9.40
 Hub, 18-19, 81-19, 81-21 9.40
 Hub Elevated Combination 10.00
 Magic Hub, 2184, 8-16, 8-24 10.00
 Model Hub, 83-25 10.00
 United Hub 10.00

BECKWITH COMPANY

P. D. BECKWITH ESTATE

Round Oak Chief 15.00

BEST SERVICE

BIDDEFORDSTOVE FOUNDRY CO.

All Water fronts..... \$12.00

BOSTON STOVE FOUNDRY CO.

All Water Fronts 7.00

BUCKWALTER STOVE CO.

Alpine Canopy 9.50
 Candid 9.50
 Canopy 9.50
 Canopy Dawn 9.50
 Canopy Fair 9.50
 Canopy Grand 9.50
 Canopy Special 9.50
 Classic Canopy 9.50
 Colonial Manor 9.50
 Crescent C 9.50
 East Manor 9.50
 Energy 9.50
 Fern Canopy 9.50
 Floral Canopy 9.50
 Glad Canopy 9.50
 Grand Apollo 11.50
 Home Canopy 11.50
 Home Model 9.50
 Home Pride 9.50
 Ideal Apollo 11.50
 Imperial 11.50
 Ivy Canopy 11.50
 Lyric Apollo 9.50
 Magic Apollo 9.50
 Pluck 9.50
 Prize Canopy 9.50
 Real Apollo 11.50
 Royal Apollo 9.50
 Rustic Manor 9.50
 Southern Manor 9.50
 Star Canopy 9.50
 Sun Canopy 9.50
 Sylvan Canopy 9.50
 Victoria 11.50

BURDEN-BRYANT CO.

Gem Mohawk 8.00
 Grand Mohawk 8.00
 Mohawk Capital 8.50
 Mohawk Chief 8.00
 Mohawk Compact 10.50
 Mohawk Duplex 10.50
 Mohawk Quality 10.00
 Mohawk Service 10.50
 Royal Mohawk 8.00

CENTURY STOVE CO.

Century 12.00
 Century Grand 12.00
 New Century 10.00
 New Royal 12.00
 Our Century 10.00
 Royal Century 12.00
 Twentieth Century 12.00

PRICE LIST OF WATERFRONTS

CHILSON FURNACE CO.

We are the successors to this foundry and own the patterns which are still in existence.

Arlington Improved. <i>Give date</i>	\$12.00
Improved Arlington. <i>Give date</i>	12.00
New Arlington. <i>Give date</i>	12.00
New Mansfield. <i>Give date</i>	12.00
Standard Arlington.....	12.00

H. N. CLARK CO.

Art Crescent.....	7-18 & 8-18	8-20	\$9.00
Atlanta..... All Sizes.....			12.00
Beauty Crescent.....			\$9.82 10.68
Berlin..... All Sizes.....			9.00
Cabinet Crescent All Sizes....			10.44
Charm Crescent .All Sizes....			9.28
Crescent B.....	8-187	8-207	9.00
Crescent B.....	9.00	9.00	
Crescent C.....	7-18 & 8-18	8-20	9.70
Crescent C..... All Sizes....			9.50
Crescent K.....	No. 8	5.00	
Crown Crescent.....	7-18 & 8-18	8-20	9.70
Cute..... All Sizes.....			10.40
Eastern Crescent.....			9.00 9.70
Empire Crescent (O. G. Thomas)			9.00 9.70
Empire Crescent (Plymouth)			9.00 9.00
Gem Crescent.....			9.00 9.70
Grand Crescent. <i>Give date</i> ..			9.70 10.40
Home Crescent.....			9.82 10.68
Ideal Crescent.....	70-18 & 80 18	80-20	9.82 10.68
Ideal Crescent (Coal & Gas) ...	880 & 880-2		10.44
Leader Grand... All Sizes....			10.44
Marvel..... All Sizes.....			10.00
Model Crescent.....	7-18	8-20	9.70 10.40
Modern Crescent.....	& 8-18	& 9-20	9.82 10.68
Modern Leader... All Sizes....			8.36
New Leader... All Sizes....			8.36
Our Best.....	7-18 & 8-18	8-20	9.00 9.70
Our Crescent.....			9.00 9.70
Our Leader... All Sizes....			8.36
Pearl Crescent.....	7-18 & 8-18	8-20	9.00 9.70
Pilgrim..... All Sizes....			10.00
Prize Crescent (O. G. Thomas)	7-18 & 8-18	8-20	9.00 9.70
Prize Crescent (No. Dighton)...			9.04
Rival 1907..... All Sizes....			9.00
Rival Crescent (O. G. Thomas)	7-18 & 8-18	8-20	9.00 9.70
Rival Crescent (Plymouth).....			9.00
Rival Crescent F All Sizes.....			9.00
Rival Crescent G All Sizes.....			9.00
Royal..... All Sizes.....			10.00
Royal Crescent (O. G. Thomas)			9.70 10.40
Royal Crescent (No. Dighton)...			9.82 10.68
Ruby Crescent.....			9.00 9.70
Splendid..... All Sizes.....			10.00
Standard Crescent, All Sizes....			10.44
Star Crescent.....			9.00 9.70
Sun Crescent... All Sizes....			9.00
Superb Crescent All Sizes....			9.50
Superior Crescent All Sizes....			10.44
Victor Crescent.....			9.70 10.40

E. B. COLBY & CO.

Model Cable.....	10.00
------------------	-------

ABRAM COX STOVE CO.

Active Novelty.....	9.00
Carbon Novelty.....	9.00
Colonial Novelty.....	9.00
Colonnade Novelty.....	9.00
Coral Novelty.....	9.00
Crescent Novelty.....	9.00
Crown Novelty.....	9.00

ABRAM COX STOVE CO. (Continued)

Dandy Novelty.....	\$9.00
Favorite Novelty.....	9.00
Festal Novelty.....	9.00
Happy Novelty.....	9.00
Home Novelty.....	9.00
Jewel Novelty.....	9.00
Magic Novelty.....	9.00
Messenger.....	9.00
Messenger Novelty.....	9.00
National Novelty.....	9.00
Novelty Kitchener.....	9.00
Palace Novelty.....	9.00
Pearl Novelty.....	9.00
Perfect Novelty.....	9.00
Regent Novelty.....	9.00
Ruby Novelty.....	9.00
Splendid Novelty.....	9.00

DANVILLE STOVE & MFG. CO.

Famous Beaver.....	9.00
--------------------	------

E. A. DARY & SON

Bradford.....	12.00
Bradford B.....	12.00
Bradford C.....	9.28
Bradford D.....	9.28
Bradford Grand.....	10.44
Crystal A.....	9.82
Crystal B.....	9.82
Crystal C.....	9.04
Crystal D.....	9.04
Gem Sanford.....	10.00
Ideal Bradford.....	10.44
LeNational.....	12.00
New Bradford.....	12.00
Prize Bradford.....	9.00

M. A. DARY

Crossman.....	12.00
Electric.....	12.00
Electric Queen.....	12.00
Electric Star.....	10.00
High Rock.....	10.00
Home Treasure.....	12.00
Keystone.....	10.00
LaCanadienne.....	12.00
LaPatriot.....	12.00
Nassau.....	12.00
New Dalton.....	10.00
New Wilton.....	12.00
Pleasant Woodlawn.....	12.00
Point Pleasant.....	9.82
Rialto, 7-18 & 8-18.....	9.70
Royal Woodlawn.....	12.00
William A.....	12.00
Wilton.....	12.00
Wilton B.....	12.00
Windsor.....	10.00
Windsor B.....	10.00

DIGHTON FURNACE CO.

A Friend.....	10.00
Alert..... No. 8.....	9.00
Arcade.....	9.00
Atkinson..... No. 8.....	9.00
Atlas..... No. 8.....	9.00
Beauty Grand.....	10.00
Berlin.....	9.00
Cabinet Winthrop.....	12.00
Carpenter Grand.....	10.00
Coliseum.....	10.00
Coral..... No. 8.....	9.00
Cottage Winthrop..... No. 8.....	9.00
Daisy Winthrop.....	9.00
Dighton.....	10.00
Dock Square.....	9.00
Fairy..... No. 8.....	9.00
Favor..... No. 8.....	9.00
Flora..... No. 8.....	9.00
Friend.....	10.00
Gem Winthrop.....	9.00
Governor Winthrop.....	10.00
Governor Winthrop B.....	10.00
Grand Windsor.....	10.00
Grand Winthrop <i>Give date</i> { 1900.....	10.00
{ 1906-1908-1911.....	10.00

DIGHTON FURNACE CO. (Continued)

Hamlet A.....	\$10.00
Hamlet B.....	10.00
Hamlet Grand.....	10.00
High Rock.....	10.00
Home Beauty.....	10.00
Home Union.....	10.00
Home Winthrop.....	10.00
Ideal Winthrop.....	9.00
Jewel Winthrop.....	10.00
La National.....	10.00
Le National.....	10.00
Model Beauty.....	10.00
Model Windsor.....	10.00
Model Winthrop.....	10.00
Modern Winthrop.....	10.44
Nadeau..... No. 8.....	9.00
New Beacon B.....	10.00
New Beauty B.....	10.00
New Hamlet.....	10.00
New Hamlet B.....	10.00
New Puritan.....	10.00
New Randolph.....	10.00
New Winthrop.....	10.00
108..... No. 8.....	9.00
Onset..... No. 8.....	9.00
Our Winthrop..... No. 8.....	9.00
Pawtucket.....	9.00
Pearl Winthrop, 1906, 1908, 1911.....	10.00
Pearl Winthrop, 1912, 1914.....	10.00
Peerless Winthrop.....	10.00
Prize Winthrop.....	9.00
Puritan B.....	10.00
Putnam.....	9.00
Quick..... No. 8.....	9.00
Quincy.....	9.00
Randolph.....	10.00
Randolph B.....	10.00
Royal..... No. 8.....	9.00
Royal Puritan.....	10.00
Royal Sterling.....	10.00
Royal Winthrop.....	10.00
Sawin.....	9.00
Serene..... No. 8.....	9.00
Shawmut..... No. 8.....	9.00
Shawmut Baker.....	9.00
Superior.....	10.00
Swan.....	9.00
Token..... No. 8.....	9.00
Two Orphans.....	9.00
Union Grand.....	10.00
Waltham.....	9.00
Willimantic.....	9.00
Windsor.....	10.00
Windsor B.....	10.00
Windsor Grand.....	10.00
Winship.....	10.00
Winthrop.....	10.00
Winthrop B.....	10.00
Winthrop C.....	10.00
Winthrop D.....	9.00
Winthrop Grand.....	10.00
Witch.....	9.00

DUPARQUET, HUOT & MONEUSE CO.

New Style Water Back..... All Sizes....	32.40
Old Style Water Back..... All Sizes....	32.40
Water Pot..... All Sizes....	43.20

ELLIS FOUNDRY CO.

Arbutus.....	12.00
Arbutus Grand (Draw Center Grate).....	13.00
Sutubra Grand.....	13.00

W. P. FORD & CO.—FORD FOUNDRY CO.

All Water Fronts.....	11.00
-----------------------	-------

FRANKLIN FOUNDRY CO.

Franklin B.....	9.40
Franklin G.....	9.40
Franklin M.....	10.00

PRICE LIST OF WATERFRONTS

FULLER & WARREN CO.

Advance	\$ 8.50
Banner Stewart	8.50
Brooks Grand	8.50
Capital Stewart	8.50
Charm Stewart	8.50
Colangas Stewart	10.50
Compact Stewart	10.50
Crown Stewart	8.50
Crystal Stewart	8.50
Dainty Lafayette	8.50
Diamond Stewart	11.00
Eastern Stewart	13.00
Empire Stewart	8.50
F. & W. Co. Diamond	11.00
F. & W. Co. Guaranteed Stewart	11.00
Garnet Stewart	8.50
Germania	13.00
Guaranteed Stewart	11.00
Home Stewart	8.50
Honor Stewart	8.50
King Stewart	8.50
Magic Stewart	8.50
Magnet Stewart	8.50
Matchless	8.50
Matchless Stewart	8.50
Model Stewart	8.50
Noble Lafayette	8.50
Noble Stewart	8.50
Novel Stewart	8.50
P. P. Stewart	11.00
Regal Stewart	10.00
Service Stewart	10.50
Stewart	
R7-18, R8-18, R8-20, R9-20	10.00
S8-20, 2S8-20, 2S9-20	10.00
Stewart Diamond, 47-18, etc.	11.00
Superb Stewart	8.50
Trusty Lafayette	8.50
Victor Stewart	8.50
Worthy Lafayette	8.50

THOMAS GAFFNEY & CO.

Golden Waverly	10.00
Harvard	12.00
Home Waverly	12.00
Ideal Waverly	10.00
Prize Waverly (Somerset)	13.00
Prize Waverly (Plymouth)	9.00
Waverly Gem	10.00
Waverly Grand	12.00
Waverly King	12.00
Waverly Prince	10.00
Waverly Queen	12.00

GLENWOOD RANGE CO.

Glenwood N	10.00
Other waterfronsts listed under Weir Stove Co., on Page 83.	

HIGHLAND FOUNDRY CO.

Eastern Good News	10.00
Eastern Highland	10.00
Good News	12.00
Good News B	12.00
Good News D	10.00
Good News Grand	12.00
Hanover	10.00
Highland	12.00
Highland B	12.00
Highland E, 7-18 & 8-18	9.04
8-20	9.82
Highland M, 7-18 & 8-18	9.82
8-20	10.68
Highland Grand	12.00
New Good News	10.00
New Highland	10.00
New Highland Grand, 7-18 & 8-18	9.82
8-20	10.68
Peerless	12.00
Prize Good News	10.00
Prize Highland	10.00
Star Good News	12.00
Star Highland	12.00

S. M. HOWES CO.

Arion	\$9.00
Berkeley	12.00
Berkeley B	12.00
Brandon	12.00
Echo, 7-18 & 8-18	9.00
8-20	10.00
Home Model	9.50
Home Pride	9.50
Homestead	12.00
Homestead Star	10.00
Howes Advance	12.00
Howes Daylight Duchess	8.80
Howes Daylight Monarch	8.80
Howes Daylight Queen	8.80
Howes Duchess	8.80
Howes Duchess F	9.28
Howes Duchess G	8.80
Howes Duchess Premier	8.80
Howes Grand	10.44
Howes Ideal, 7-16 & 8-16	8.00
7-18 & 8-18	9.00
8-20 & 9-20	10.00
Howes Lincoln	9.28
Howes Model, 7-18 & 8-18	8.36
8-20	9.40
Howes Monarch	8.80
Howes Monarch F	10.44
Howes Monarch G	8.80
7-18, 8-18, 8-20, 9-20	8.80
108-20X	10.44
Howes Monarch Premier	8.80
Howes Queen	8.80
Howes Queen F	10.44
Howes Queen G	8.80
Howes Queen Premier	8.80
Howes Rival	8.36
Howes Rival A	9.00
Howes Royal, 7-16 & 8-16	8.00
7-18 & 8-18	9.00
8-20 & 9-20	10.00
Howes Supreme	10.44
Imperial	11.50
Lincoln	9.28
Majestic	10.00
Maverick	12.00
Nassau	12.00
New Maverick	12.00
Princess	10.00
Prize Homestead	9.04
7-18 & 8-18	8-20
Taunton Clipper	9.00 10.00
Taunton Empire B	10.00 11.00
Taunton Home B	10.00 11.00
Taunton National A	10.00 11.00
Taunton Princess	10.00 11.00
Taunton Victor A	9.00 10.00

KINGSTON CO-OP FDY. CO.

All Waterfronsts	\$12.00
------------------	---------

LAKESIDE FOUNDRY

	7-16	7-18	8-20
	& 8-16	& 8-18	& 9-20
Beacon Windsor		\$9.70	10.40
Perfection Windsor		8.10	9.00
Pride Windsor	\$8.10	9.00	9.70
Windsor Cabinet		9.00	9.70

LEONARD & BAKER STOVE CO.

Belmont A	9.28
Belmont B	9.28
Belmont Leader	10.44
Belmont Superior	10.44
Belmont Supreme	10.44
Belmont Wonder	10.44
Berry's	9.28
Bradford C	9.28
Bradford D	9.28
Bradford Coal-Gas	10.44
Bradford Grand	10.44
Brookline De Luxe C	9.28
Brookline Elite C	9.28
Brookline Home C	9.28
Brookline Supreme C	10.44
Cabinet Bradford Grand	10.44
Cabinet Fairmount Grand	10.44
Cabinet Woodford Grand	10.44
City Belmont	10.44
City Woodford	10.44

LEONARD & BAKER STOVE CO. (Continued)

Fairmount	\$10.44
Fairmount E	9.28
Fairmount Grand	10.44
Fairmount Royal	10.44
Ferdinand's	9.28
Guilford	9.28
Haines	9.28
Hanover Special	9.28
Home Belmont	10.44
Home Bradford	10.44
Home Woodford	10.44
Howes Supreme	10.44
Ideal Bradford	10.44
Ideal Crescent	10.44
Ideal Fairmount	9.28
Kane A	9.28
Kane B	9.28
Kane Combination	10.44
Kane Leader	10.44
Kane Superior	10.44
Kane Supreme	10.44
Liberty	9.28
Liberty A	9.28
Liberty B	9.28
Lincoln	9.28
Modern Bradford	10.44
Modern Bradford Grand	10.44
Modern Fairmount Grand	10.44
Modern Woodford Supreme	10.44
Needa Fairmount	10.44
Owna Fairmount	10.44
Premier Gem	9.28
Reeds Royal A	9.28
Reeds Royal B	10.44
Reeds Royal C	10.44
Reeds Royal E	10.44
Roseland C	9.28
Roseland City	10.44
Roseland Grand	10.44
Roseland Royal	10.44
Stratford X	9.28
Stratford Y	9.28
Unity Fairmount	10.44
Wonder Woodford	10.44
Woodford	9.28
Woodford Coal-Gas	10.44
Woodford Grand	10.44
Woodford Royal	9.28
Woodford Supreme	10.44
Woodford Wonder	10.44
Woodland A	9.28
Woodland B	9.28
Woodland Combination	10.44
Woodland Leader	10.44
Woodland Superior	10.44
Woodland Supreme	10.44

GLENDALE RANGES

Glendale C	9.28
Glendale 36	10.44
Glendale 400	880 10.44
Glendale 2 in 1	880 10.44
Glendale Modern, 8-18 & 108-20	10.44
Glendale Pallas, 108-20	10.44
Glendale Service, 8-18 & 8-20	9.28

LEONARD CO-OP. FOUNDRY CO.
NEW ENGLAND STOVE CO.

Boston Waverly	10.00
Concord	12.00
Golden Rockford	10.00
Golden Waverly	10.00
Home Waverly	12.00
Lisbon	12.00
Modern Rockford	12.00
Montello	12.00
Rockford	12.00
Rockford Pride	10.00
Rockford Queen	10.00
Rockford Star	10.00
Waverly Gem	10.00
Waverly Grand	12.00
Waverly King	12.00
Waverly Prince	10.00
Waverly Queen	12.00

LEONARD & HAMILTON STOVE CO.

Commonwealth	9.00
--------------	------

PRICE LIST OF WATERFRONTS

LITTLEFIELD STOVE CO.

West Shore	\$10.00
West Shore Grand	10.00

LORD & STONE CO.

Model Crown	13.00
Otter River A	12.00
Otter River B	13.00
Wachusett	13.00

MAGEE FURNACE CO.



	Straight	Half Dbl. Elbow	Full Dbl. Elbow
Acme	\$8.08		
Advance, 388, 389	8.54		
Alliance	8.54		
Bancroft	8.54		
Belmont	8.08		
Champion			
7-18, 8-18, 8-20, 9-20	10.50		
77, 78, 88, 89	10.50		
188	8.54		
Clinton	8.08		
Colonial	10.50		
Combination, 8-16	10.00		
Coronet	10.50		
Cottage	10.50		
ElectriCoal	8.54		
Electric Alliance	8.54		
Empire	8.54		
Essex	8.08		
Faneuil A	8.54		
Faneuil B	8.08		
Faneuil C	8.08		
Federal	10.50		
Gas & Coal	8.54		
Grand			
7-18, 8-18, 8-20, 9-20	10.50	12.50	
77, 78, 88, 89	10.50	12.50	
177, 178, 188, 189	10.50	12.50	
388, 389	8.48		
Home Kitchener	10.50		
Hotel Kitchener (Water Back)			40.38
Ideal	8.08		
Imperial	10.50	\$10.50	12.50
Kitchener			
Single Oven	10.50		
Double Oven (Water Back)			34.20
Hotel (Water Back)			40.38
Kitchenette	8.54		
Lenox	8.54		
Majestic	8.54		
Mystic	10.50		
National	8.54		
New Empire	8.54		
New Ideal	8.08		
New Magee	10.50		
New Oxford	8.54		
New Republic	8.54		
New Union	8.08		
Oxford	8.54		
Peerless	10.50	10.50	12.50
Republic	8.54		
Standard	10.50		
Superior	8.54		
Suffolk	10.50		
Union	8.08		
Victoria	8.54		
Victory	8.54		
Walkover	8.08		
Yosemite	10.50		

NEW ENGLAND STOVE CO.

Water Fronts listed under Leonard Co-op. Foundry Co. on page 77.

NORTH DIGHTON STOVE CO.

Almon	All Sizes	\$9.82	
Almoner	All Sizes	9.82	
Alva	All Sizes	9.82	
Art Ideal	All Sizes	9.82	
Art Keystone	70-18 & 80-18	\$9.82	80-20 10.68
Beauty Crescent	7-18 & 8-18	9.82	8-20 10.68
Belle Ideal	All Sizes		9.04
Cabinet Oakland	7-18 & 8-18	9.82	8-20 10.68
Cleanwood A		9.82	10.68
Cleaves Grand		9.82	9.82
Cohannet		9.82	9.82
Cosey Wendell		9.04	9.82
Cottage Oakland		9.04	9.82
Crescent E		9.04	9.82
Crescent F		9.04	9.82
Crown Wendell		9.04	
Crystal A & B		9.82	9.82
Crystal C & D		9.04	
Elite Ideal		9.04	
Elite Oakland		9.04	
Family Wendell		9.82	10.68
First Prize		9.82	9.82
Gardner		9.82	9.82
Gately		9.82	10.68
Gately & Rogers		9.82	10.68
Gem Wendell		9.04	
Grand Oak		9.82	10.68
Grand Oakland		9.82	10.68
Hartford		9.82	9.82
Home Beauty		9.82	9.82
Home Crescent		9.82	10.68
Home Oakland		9.82	10.68
Home Prize	All Sizes		9.82
Ideal	All Sizes		9.82
Ideal A	All Sizes		9.82
Ideal Crescent	70-18 & 80-18	9.82	80-20 10.68
Ideal Grand (Almoner)	7-18 & 8-18	9.82	8-20 9.82
Ideal Grand (Oak Grand)		9.82	10.68
Jennison the Plumber		9.82	9.82
Jewel Sanford		9.04	
Keystone		9.04	
Keystone Star		9.04	
La Canadienne		9.82	9.82
Live Oak		9.82	9.82
Mack & Jennison		9.82	9.82
Mann's Beauty		9.04	
Model Ideal		9.82	9.82
Model Keystone		9.04	
Modern Crescent		9.82	10.68
Modern Ideal		9.04	10.68
Modern Oakland		9.82	10.68
Modern Wendell		9.82	10.68
Monarch Ideal		9.82	10.68
Monsee's Grand	All Sizes	9.04	
New Almoner		9.82	9.82
New Alva		9.82	9.82
New Highland Grand		9.82	10.68
New Homestead		9.82	9.82
New Ideal		9.82	9.82
New Keystone		9.04	
New Oakland Grand		9.82	10.68
Oak Grand		9.82	10.68
Oak Leaf		9.82	9.82
Oakland A	All Sizes		9.82
Oakland B	All Sizes		9.82
Oakland C	All Sizes		9.04
Oakland D	All Sizes		9.04

NORTH DIGHTON STOVE CO. (Continued)

Oakland Grand	7-18 & 8-18	8-20 9.82	\$10.68
Oakland Leader		9.04	
Oakland Mascot		9.82	10.68
Oakland Monarch		9.82	10.68
Oakland Pride		9.04	
Oakland Prince		9.82	10.68
Oakland Queen	70-18 & 80-18	80-20 9.82	10.68
Ontario	All Sizes		9.82
Our Keystone	All Sizes		9.04
Our Oakland	All Sizes		9.04
Palace Keystone	7-18 & 8-18	8-20 9.82	10.68
Palace Wendell		9.82	10.68
Passaic Falls		9.04	
Perfect Oakland		9.84	10.68
Point Pleasant	All Sizes		9.82
Prize Crescent	All Sizes		9.04
Prize Homestead	All Sizes		9.04
Prize Ideal	All Sizes		9.04
Prize Oak	All Sizes		9.04
Queen Wendell	70-18 & 80-18	80-20 9.82	10.68
Riverside	7-18 & 8-18	8-20 9.82	9.82
Royal Crescent		9.82	10.68
Royal Oakland		9.82	10.68
Royal Wendell		9.82	10.68
Shawmut Belle		9.04	
Shawmut Grand		9.04	
Silk City Queen		9.82	10.68
Smith Bros. Champion		9.04	
Smith Bros. Victor		9.04	
Standard Oakland		9.82	10.68
Sterling Oakland		9.82	10.68
Stratford A		9.82	10.68
Stratford B		9.82	10.68
Stratford C		9.82	10.68
Stratford D	70-18 & 80-18	80-20 9.82	10.68
Stratford E	All Sizes		9.04
Stratford F	760 & 860 & 7-18 & 8-18	8-20 9.04	9.82
Stratford G	All Sizes		9.04
Stratford H	All Sizes		9.04
Stratford K	7-18 & 8-18	8-20 9.82	10.68
Stratford L		9.04	9.82
Stratford M		9.82	10.68
Stratford O		9.04	
Stratford P			9.82
Stratford R			10.68
Stratford Duplex	All Sizes		10.68
Taunton Pride		9.82	10.68
Taylor Grand	7-18 & 8-20	8-20 9.82	10.68
Weiss Grand	All Sizes		9.04
White Oak	All Sizes		9.82

NOYES STOVE CO.

Mystic Maine	10.00
Our Maine	10.00

NOYES & NUTTER MFG. CO.

Cabinet Kineo	9.74
Gem Kineo	11.00
Gold Medal	9.74
Kineo C	9.74
King Kineo	9.74
Our Kineo	11.00
Our Pearl	11.00
Pearl Kineo	11.00
Star Kineo	9.20
Twin Kineo	9.74

PRICE LIST OF WATERFRONTS

PILGRIM FOUNDRY CO.

Adams Grand	\$10.00
Agawam. Give date.	
1904	9.00
1908	12.00
1911	9.00
Andrews Leader. Give date.	9.00
Beacon. Give date.	
1904	9.00
1908	12.00
1911	9.00
Beacon Grand	10.00
Bellin Grand. Give date.	9.00
Belmont	10.00
Boston	10.00
Bostonia	10.00
Bostonia Grand	10.00
Bostonia Model. Give date.	
1908	12.00
1911	9.00
Bostonia Regal	12.00
Cambridge Grand	10.00
Canner's Leader. Give date.	9.00
Cohen's Grand	10.00
Cohen's Leader. Give date.	9.00
Crown Model	10.00
Delisle	10.00
Delisle Grand	10.00
Grand Model	10.00
Grand Puritan	10.00
Hanover Grand. Give date.	9.00
Harry Alex Grand	10.00
Home Grand	10.00
Home Queen. Give date.	
1904	9.00
1908	12.00
1911	9.00
Hooper's Leader. Give date.	9.00
Howes Advance	12.00
Howes Rival A. Give date.	9.00
K. & B. Special	10.00
L. Cohen's Grand	10.00
Loyal Lafayette	10.00
Marvel	10.00
Melbourne	10.00
Merrimac Grand	10.00
Model Home. Give date.	
1904	9.00
1908	12.00
1911	9.00
Model Waverly	9.00
New Beacon	10.00
New Empire	10.00
New Puritan. Give date.	9.00
Perfect Gem	10.00
Phillips Grand	10.00
Pilgrim	10.00
Portland Model	12.00
Prince Model. Give date.	
1904	9.00
1908	12.00
1911	9.00
Puritan	10.00
Reed's Regal. Give date.	9.00
Santiago	10.00
Smith Bros. King. Give date.	9.00
Tremont	10.00
Wise Smith & Co. Model	9.00

PLYMOUTH FOUNDRY CO.

Art Plymouth	8.00
Art Royal	8.00
Bijou Royal	8.00
Brooks Empire	8.00
Charm Prize	8.00
Crescent B	8.00
Crown Plymouth	10.00
Crown Prize	8.00
Crown Royal	10.00
Empire Crescent	10.00
Essex	8.00
Federal	8.00
Federal E	8.00
Federal Beauty	8.00
Federal Grand	10.00
Federal Ideal	8.00
Hill's Hustler	8.00

PLYMOUTH FOUNDRY CO. (Continued)

Home Bradford	\$ 8.00
Home Royal	8.00
Hustler	8.00
Ideal Plymouth	8.00
Ideal Waverly	8.00
Magik-Bake A	8.00
Magik-Bake B	8.00
Magik-Bake C	10.00
New Prize	8.00
New Rival	8.00
New Royal	8.00
New Royal Grand	10.00
Our Best	8.00
Our Mascot	10.00
Peerless Royal	10.00
Pilgrim	8.00
Plymouth 7-18, 8-18, 8-20	10.00
Plymouth 8-187, 8-207	8.00
Plymouth Beauty	8.00
Plymouth Grand	10.00
Plymouth Royal	10.00
Prize Bradford	8.00
Prize Ideal	8.00
Prize Plymouth	8.00
Prize Royal	8.00
Prize Waverly	8.00
Prize Welcome	8.00
Prize Woodlawn	8.00
Pullman	10.00
Quinn's Best	10.00
Rival 1907	8.00
Rival Crescent	8.00
Rival Crescent F	8.00
Rival Crescent G	8.00
Royal 1907	8.00
Royal Grand	10.00
Royal Grand A	8.00
Royal Grand B	10.00
Royal Grand C	8.00
Royal Grand D	10.00
Royal Grand E	8.00
Royal Grand F	8.00
Royal Grand H	8.00
Smith Bros. Leader	8.00
Sun Crescent	8.00
Valid	8.00
Wasp	8.00
Welcome	8.00
Wondrcook	8.00

PORTLAND STOVE FOUNDRY CO.

All Waterfronts	10.00
-----------------	-------

RATHBONE SARD & CO.

Acorn, 6288A, 6388A, 6398A	10.00
Acorn, 6282B, 6382B, 6392B	10.00
Acorn, 6286E, 6386E, 6396E	10.00
Acorn, 6284J	10.00
Acorn, 6288T, 6299T	10.00
Admiral	10.00
Arion	10.00
Beauty Acorn	10.00
Cabinet Acorn	10.00
Citizen	10.00
Classic Acorn	10.00
Colonial 7-16, 8-18	10.00
Colonial 6282, 6382, 6392	10.00
Colonial Acorn	10.00
Colonist	10.00
Comfort	10.00
Countess	10.00
Crown Acorn	10.00
Dual Acorn	10.00
Duchess	10.00
Empress	10.00
Federal Acorn	10.00
General	10.00
Lenox	10.00
Lion	10.00
Lotus	10.00
Magnet Acorn	10.00
Model Acorn	10.00
National Acorn	10.00
Patriot	10.00

RATHBONE SARD & CO. (Continued)

Perfect Acorn	\$10.00
Planet Acorn	10.00
Popular Acorn	10.00
Princess	10.00
Progress	10.00
Puritan Acorn	10.00
Queen Acorn	10.00
Regal Acorn	10.00
Republic	10.00
Senator	10.00
Snap	10.00
Utility Acorn	10.00
York	10.00

READING STOVE WORKS

Alden	11.00
Allen	11.00
Asia Sunshine	11.00
Atlas Sunshine	11.00
Billings	11.00
Billings Domestic	11.00
Billings Grand	11.00
Billings Magic	11.00
Carpenter	11.00
Cheerful Sunshine	11.00
Classic Sunshine	11.00
Colonial Sunshine	11.00
Domestic Sunshine	11.00
Family Sunshine	11.00
Glad Sunshine	11.00
Glen Sunshine	11.00
Home Sunshine	11.00
Ideal Sunshine	11.00
India Sunshine	11.00
Magic Sunshine	11.00
Mystic Sunshine	11.00
New Westgate	11.00
Novel Sunshine	11.00
Othello	11.00
Oxford Sunshine	11.00
Pearl Sunshine	11.00
Ruby Sunshine	11.00
Soleil Mystique	11.00
The Allen	11.00
The Billings	11.00
The Trask	11.00
Thermal Sunshine	11.00
Thistle Sunshine	11.00
Trask Grand	11.00
Trask Mystic	11.00
True Sunshine	11.00

RICHARDSON & BOYNTON CO.

Perfect Gem	
7-18, 8-18, 8-20	9.28
7-18-1, 8-18-1, 8-20-1	8.00
Perfect Grand	
7-18, 8-18, 108-20, 109-20	10.44
7-18-1, 8-18-1, 108-20-1, 208-20	8.00
Perfect New England 8-18, 8-20	8.00
Perfect Richardson, 288	8.00
Perfect Royal	
7-18, 8-18, 8-20, 9-20	10.44
7-18-1, 8-18-1, 8-20-1	8.00

RICHMOND STOVE CO.

We are the successors to this foundry and own the patterns which are still in existence.

Cottage, 77, 78, 88, 89	13.00
Richmond, 1	12.00
Richmond, 2	14.00
Richmond, 3	15.00
Richmond, OA & 1A	12.00
Richmond, 2A & 3A	14.00
Richmond, 17 & 18	11.00
Richmond, 23 & 29	12.00
Richmond, 33 & 34	11.00
Richmond, 44 & 45	12.00
Richmond, 37 & 38	11.00
Richmond, 48 & 49	11.00
Richmond, 57 & 58	11.00
Richmond, 68 & 69	11.00
Richmond, 71 & 81	12.00
Richmond, 82 & 92	14.00

PRICE LIST OF WATERFRONTS

RICHMOND STOVE CO. (Continued)

Richmond, 71A & 81A.....	\$12.00
Richmond, 82A & 92A.....	14.00
Richmond, 71B & 81B.....	12.00
Richmond, 82B & 92B.....	14.00
Richmond, 73 & 83.....	11.00
Richmond, 84 & 94.....	12.00
Richmond, 118.....	12.00
Richmond, 120.....	14.00
Richmond, 122.....	15.00
Richmond, 133 & 134.....	11.00
Richmond, 144 & 145.....	12.00
Richmond, 170 & 180.....	11.00
Richmond, 280.....	12.00
Richmond, 173 & 183.....	11.00
Richmond, 184 & 194.....	12.00
Richmond, 18-7 & 18-8.....	12.00
Richmond, 20-8 & 20-9.....	12.00
Richmond, 208 & 209.....	14.00
Richmond, 218.....	12.00
Richmond, 220.....	14.00
Richmond, 222.....	15.00
Richmond, 281B, 381.....	12.00
Richmond, 282B, 382.....	14.00
Richmond, 7-20 & 8-20.....	14.00
Richmond, 8-22 & 9-22.....	14.00
Richmond, 7-18-6 & 8-18-6.....	11.00
Richmond, 80-2-6 & 90-2-6.....	11.00
Richmond, 309.....	18.00
Trophy.....	11.00

See Richmond Ranges—Barstow Stove Co.

ROBERTS—WINNER CO.

Cute.....	10.00
Rex.....	10.00
Royal.....	10.00

ROSELAND STOVE CO.

Roseland C.....	9.28
Roseland City.....	10.44
Roseland Grand.....	10.44
Roseland Royal.....	10.44

ROXBURY IRON & BRASS CO.

Roxbury 1915.....	9.00
-------------------	------

ROYAL BRISTOL CO.

Bostonian.....	8.00
Howard.....	8.00
Mayflower.....	8.00
Puritan.....	8.00
Royal Bristol.....	8.00

SEASIDE FOUNDRY CO.

All Waterfronts.....	10.00
----------------------	-------

SILL STOVE WORKS

Radix.....	11.56
Star Sterling.....	11.56
Sterling Ranges	
1894 — 71, 81, 82, 92.....	11.56
"E" — E71, E81, E82, E92.....	11.56
"K" — K71, K81, K82, K92.....	11.56
"M" — CM671, CM681, CM682, CM692.....	11.56
"M" — FM671, FM681, FM682, FM692.....	11.56
"M" — HM671, HM681, HM682, HM692.....	11.56
"N" — N681, N691, N682, N692.....	13.50
"O" — O71, O81, O82, O92.....	11.56
"CA" — CA71, CA81, CA82, CA92.....	11.56
"CE" — CE71, CE81, CE82, CE92.....	11.56
"R" — CR671, CR681, CR682, CR692.....	10.50
"R" — CR882.....	10.50
"R" — FR671, FR681, FR682, FR692.....	10.50
"R" — FR882.....	10.50
"R" — HR671, HR681, HR682, HR692.....	10.50
"S" — S671, S681, S682, S692.....	10.50
"T" — T681 (Scientific).....	10.50
"V" — V671, V681, V682, V692.....	10.50
World's Sterling.....	11.56

SIMMONS HARDWARE CO.

Simmons A.....	10.44
Simmons B.....	9.28
Simmons C.....	10.44
Simmons D.....	10.44
Simmons E.....	10.44
Simmons F.....	9.28

SMITH & ANTHONY CO.

We are the successors to this foundry and own the patterns which are still in existence.

Art Hub Ebony Finish.....	\$10.00
Beacon.....	11.00
Beacon Hub Ebony Finish.....	11.00
Beauty Hub.....	11.00
Beauty Hub Ebony Finish.....	11.00
Bunker Hill.....	11.00
Dom Pedro.....	11.00
Famous Hub.....	12.00
Gem Hub, 7-18 & 8-18.....	11.00
Gem Hub Ebony Finish.....	10.00
Harmony.....	11.00
Hub Range.....	No. 7..... 11.00
Hub Brick Set.....	34.40
Hub French Range.....	Style No. 1..... 35.20
480, 481.....	Style No. 2..... 35.20
500, 501.....	Style No. 3..... 35.20
550, 551.....	35.20
482, 483.....	35.20
502, 503.....	35.20
552, 553.....	35.20
Hub Grand.....	11.00
Hub Grand B.....	11.00
Hub Junior.....	11.00
Ideal Hub.....	11.00
Ivy, 7-18 & 8-18.....	11.00
Kitchen Queen Hub.....	11.00
Longwood.....	11.00
Magic Hub.....	11.00
Magic Hub Ebony Finish.....	11.00
Majestic.....	11.00
Marvel Hub Ebony Finish.....	12.00
Massasoit, 207X & 208X.....	15.00
228X & 229X.....	18.00
Massasoit City Style, 207X & 208X.....	15.00
228X & 229X.....	18.00
Melrose, 7-18 & 8-18.....	11.00
Model Hub, 187X & 188X.....	12.00
7-18, 8-18, 207, 208, 207X & 208X.....	13.00
8-20, 9-20, 228, 229, 228X & 229X.....	14.00
Model Hub Ebony Finish.....	
187X & 188X.....	12.00
207X & 208X.....	13.00
228X & 229X.....	14.00
Monarch Hub.....	
207, 208, 207X & 208X.....	15.00
228, 229, 228X & 229X.....	18.00
Monarch Hub Ebony Finish.....	
187X & 188X.....	14.00
207X, 208X & 209X.....	15.00
228X & 229X.....	18.00
Nashua.....	No. 7..... 11.00
New Hub.....	11.00
New Union Hub.....	11.00
Our Hub, 7-18 & 8-18.....	11.00
Pearl Hub.....	11.00
Pilgrim.....	11.00
Princess.....	11.00
Prize Elk.....	10.00
Prize Hub.....	10.00
Queen Hub.....	11.00
Queen Royal.....	11.00
Regal Hub. Give date.....	11.00
Regal Hub Ebony Finish.....	11.00
Rex Hub.....	12.00
Rex Hub Ebony Finish.....	12.00
Rival Hub.....	11.00
Royal Elk.....	11.00
Royal Gem.....	11.00
Royal Hub. Give date.....	11.00
Royal Hub B.....	11.00
Royal Queen.....	11.00
Rutland.....	No. 7..... 11.00
Star Hub.....	11.00
Tidy, 7-18 & 8-18.....	11.00
Union Hub.....	11.00
Victor Hub, 8-20 & 8-20B.....	11.00
Wildwood.....	11.00

Hub Ranges made by Barstow Stove Co., are listed under Barstow Stove Co.

SOMERSET STOVE FOUNDRY CO.

Admiral Dewey.....	\$12.00
American Queen.....	9.28
Arion.....	13.00
Art Imperial.....	12.00
Ballou Beauty.....	12.00
Benowitz Beauty.....	9.28
Cabinet Crescent.....	10.44
Capital.....	12.00
Charm Crescent.....	9.28
Domestic Glendale.....	10.44
Fogg's Jewel.....	12.00
Galligan's Beauty.....	12.00
Galligan's Jewel.....	12.00
Glendale, No. 8-201.....	10.44
Glendale B.....	10.44
Glendale 2 in 1.....	10.44
Glendale 400.....	10.44
Glendale Cabinet.....	10.44
Glendale Gem.....	9.28
Glendale Grand.....	12.00
Glendale Modern.....	10.44
Glendale Pallas.....	10.44
Glendale Service.....	9.28
Glendale Special.....	10.44
Globe.....	13.00
Happy Home.....	10.44
Harvest Home.....	10.44
Harvest Home A.....	9.28
Home Beauty.....	9.28
Home Glendale.....	9.28
Ideal Glendale.....	9.28
Imperial Beauty.....	10.44
Jewel Glendale.....	12.00
Marin's Jewel.....	12.00
Matron Jewel.....	12.00
Modern Glendale.....	10.44
New York Jewel.....	12.00
Opper's Jewel.....	12.00
Pride of the Home.....	10.44
Prize Waverly.....	13.00
Singer's Beauty.....	9.28
Somerset, 7-201C, 8-201C, 8-202C.....	9.28
Somerset Jewel.....	13.00
Somerset Grand.....	12.00
Somerset Pallas.....	12.00
Standard Crescent.....	10.44
Stephan Grand.....	13.00
Superior Crescent.....	10.44
Victor Glendale.....	10.44
Woodlawn Improved.....	13.00
Wyoming.....	13.00

SOMERSWORTH FOUNDRY CO.

Andrews.....	10.44
Andrews B.....	10.44
Beacon.....	8.33
Belle of Somerville.....	10.44
Belmont Grand.....	10.44
Boston Grand.....	10.44
Bridgton.....	10.44
Cabinet Harvard, 8-20 & 9-20.....	10.44
8-21.....	10.44
8-22.....	9.44
Cabinet Standard, 8-20 & 9-20.....	10.44
8-21.....	10.44
8-22.....	9.44
Clipper.....	10.44
Crown.....	10.44
Crown B.....	10.44
Cumberland.....	10.44
Delisle Grand.....	10.44
Dual Harvard.....	8.33
Dual Standard.....	8.33
Fodiman Special.....	8.33
Gem Harvard.....	8.33
Good Luck.....	10.44
Good Luck B.....	10.44
Good Luck D.....	8.33
Good Luck Grand.....	15.00
Good Luck Harvard.....	10.44
Good Luck Standard.....	10.44
Grand Harvard.....	8.33
Grand Standard.....	8.33

PRICE LIST OF WATERFRONTS

SOMERSWORTH FDY. CO. (Continued)

Happy Home	
7-18-03, 828-03, 7-18-3, 828-4	\$ 8.36
8-20-03, 8-20-3	9.40
Harvard	8.36
Harvard B, 84	9.40
All other sizes	8.36
Harvard E	8.36
Harvard F	8.36
Harvard G	9.40
Harvard Grand	10.44
Home Beacon	10.44
Home Harvard	10.44
Home Standard	10.44
Howes Grand	10.44
Howes Model	
7-18-03, 828-03, 7-18-3, 828-4	8.36
8-20-03, 8-20-3	9.40
Howes Rival	8.36
Ideal Harvard, 84	9.40
All other sizes	8.36
Ideal Standard 84	9.40
All other sizes	8.36
Klondike	9.40
Klondike Ideal	9.40
Knight of Labor	10.44
Leader Grand	10.44
Lewiston	10.44
Lovely Lafayette	8.36
Magic Standard	8.36
Marvin	8.36
Model Good Luck	9.40
Model Harvard	
7-18-03, 828-03, 7-18-3, 824-4	8.36
8-20-03, 8-20-3	9.40
Model Somersworth	9.40
Model Standard	
7-18-03, 828-03, 7-18-3, 828-4	8.36
8-20-03, 8-20-3	9.40
Modern Leader	8.36
New Good Luck	10.44
New Harrison	10.44
New Leader	8.36
New Signal	10.44
Ocean Signal	10.44
Our Leader	8.36
Our Pride	
7-18-03, 828-03, 7-18-3, 828-4	8.36
8-20-03, 8-20-3	9.40
Perfect Standard	10.44
Prince Royal	8.36
Reed's Royal	8.36
Regal Harvard	9.40
Regal Standard	9.40
Rival Standard	8.36
Rockingham	9.40
Royal Harvard	9.40
Royal Home	8.36
Royal Standard	9.40
Shamrock	10.44
Sharon	10.44
Sherman	10.44
Signal	10.44
Somersworth	9.40
Somersworth Grand	15.00
Somersworth Ideal	9.40
Springfield	9.40
Standard B, 84	9.40
All other sizes	8.36
Standard E	8.36
Standard F	8.36
Standard G	9.40
Standard Grand	10.44
Success	10.44
Sultan	10.44
Sylvan	10.44
Tessier Grand	8.36
Tip Top	10.44
Tip Top Improved	10.44
Waverly Imperial	9.40
Waverly Jewel	8.36
Waverly Regal	8.36
Welcome Grand	15.00
Will Hill	10.44
Worcester	9.40

SPICER & PECKHAM

We are the successors to this foundry and own the patterns which are still in existence.

Beauty	\$11.00
Beauty B	11.00
Beauty D	11.00
Dunklee	11.00
Favorite	11.00
Glenmere	11.00
Model B	11.00
Model B Cook	11.00
Model Art	11.00
Model Grand	
7, 80, 8, 88 (Straight)	11.00
7, 80, 8, 88 (Elbow)	14.00
9-24	14.00
10	16.00
107, 180, 108, 188	11.00
Model Winner	11.00
New Model	12.00
New Palace	12.00
Our Favorite	No. 7 9.70
Redwood	11.00
Royal Model	
7, 80, 8, 88 (Straight)	11.00
7, 80, 8, 88 (Elbow)	14.00
Springfield Model	11.00

STAMFORD FOUNDRY CO.

Stamford	
1-38	9.00
2-27, 2-28, 2-38	9.00
72-2, 82-2, 83-2	9.00
27-2, 28-2, 38-2	9.00
3-27, 3-28, 3-38, 3-39	9.00
72-3, 82-3, 83-3, 93-3	9.00
27-3, 28-3, 38-3, 39-3	9.00
4-27, 4-28, 4-38	9.00
72-4, 82-4, 83-4	9.00
27-4, 28-4, 38-4	9.00
5-27, 5-28, 5-38, 5-39	9.00
72-5, 82-5, 83-5, 93-5	9.00
27-5, 28-5, 38-5, 39-5	9.00
6-27, 6-28, 6-38	9.00
72-6, 82-6, 83-6	9.00
27-6, 28-6, 38-6	9.00
9-27, 9-28, 9-38	9.00
72-9, 82-9, 83-9	9.00
27-9, 28-9, 38-9	9.00
10-27, 10-28, 10-38	9.00
72-10, 82-10, 83-10	9.00
27-10, 28-10, 38-10	9.00
11-28, 11-38	9.00
82-11, 83-22	9.00
28-11, 38-11	9.00
12-28, 12-38	9.00
82-12, 83-12	9.00
28-12, 38-12	9.00
14-28, 14-38	9.00
82-14, 83-14	9.00
28-14, 38-14	9.00

J. J. STEPHAN

Stephan	12.00
Stephan Art	10.00
Stephan Grand	15.00
Stephan Star	10.00

TAUNTON IRON WORKS

Adams	7-18 & 8-18	8-20 & 9-20	\$9.00	10.00
Adams Grand			9.00	10.00
Adams Square	All Sizes			11.00
B. A. Atkinson & Co.	All Sizes			11.00
Berwick	All Sizes			11.00
Bright Star		9.00		10.00
Chicago	All Sizes			11.00
Cleveland	All Sizes			11.00
Crown	All Sizes			10.00
Crown Quaker	All Sizes			10.00
Demoupled Art		9.00		10.00
Echo		9.00		10.00

TAUNTON IRON WORKS (Continued)

First National	All Sizes			\$11.00
First National A	All Sizes			11.00
Golden	All Sizes			11.00
Grand Prize			\$10.00	11.00
Grand Prize A			10.00	11.00
Grand Quaker			10.00	11.00
Guarantee	All Sizes			11.00
Harris	All Sizes			11.00
Isaac C			9.00	10.00
Jalma	All Sizes			11.00
Kelley's Best	All Sizes			11.00
Kelley's Pearl	All Sizes			11.00
King Philip			9.00	10.00
Lucky Spot			9.00	10.00
Mikado	All Sizes			11.00
Monroe	All Sizes			11.00
Morning Star			9.00	10.00
New England	All Sizes			11.00
New Golden	All Sizes			10.00
New Lincoln Art	All Sizes			11.00
New Octagon	All Sizes			10.00
New Octagon B	All Sizes			11.00
New Palace	All Sizes			10.00
New Quaker	All Sizes			11.00
New Special D			9.00	10.00
New Tariff	All Sizes			10.00
Newton	All Sizes			10.00
Octagon	All Sizes			11.00
Octagon H	All Sizes			10.00
Palace	All Sizes			11.00
Paris	All Sizes			11.00
Pearl	All Sizes			11.00
Prize Quaker	All Sizes		10.00	11.00
Quaker	All Sizes			11.00
Quaker A	All Sizes			11.00
Quaker C				10.00
Quaker 3 Fuel	All Sizes			10.00
Quaker Art	All Sizes			11.00
Quaker Auto	All Sizes			9.00
Quaker Auto		7-16	7-18, 8-18 & 8-188	8.00 9.00
Quaker Cabinet		7-180 & 8-185	8-190 & 9-195	10.00 11.00
Quaker Cabinet B		7-160 & 8-165	8-170 & 9-175	10.00 11.00
Quaker Cabinet B		8-168	8-172	10.00 11.00
Quaker Charm		7-16	7-18 & 8-18	8.00 9.00
Quaker Gem A		7-18	8-20	9.00 10.00
Quaker Gem B		8-18	8-20	9.00 10.00
Quaker Gem C				9.00 10.00
Quaker Gem D				9.00 10.00
Quaker Gem E				9.00 10.00
Quaker Grand				10.00 11.00
Quaker Grand B				10.00 11.00
Quaker Home		8-107	8-112	11.00 11.00
Quaker Home A		7-18 & 8-18	8-20 & 9-20	10.00 11.00
Quaker Home B				10.00 11.00
Quaker Home C				10.00 11.00
Quaker Ideal	All Sizes			10.00
Quaker Jewel		9.00		10.00
Quaker Jewel B		9.00		10.00
Quaker Jewel C		9.00		10.00
Quaker Junior		9.00		10.00
Quaker Junior Art		9.00		10.00
Quaker King	All Sizes			9.00
Quaker Model A		10.00		11.00
Quaker Model B		10.00		11.00
Quaker Model C		10.00		11.00
Quaker Pearl		7-200	8-205	9.00 9.00
Quaker Pearl		7-18 & 8-18	8-20 & 9-20	11.00 11.00
Quaker Prize				10.00 11.00
Quaker Prize A				10.00 11.00
Quaker Prize B				10.00 11.00

PRICE LIST OF WATERFRONTS

TAUNTON IRON WORKS (Continued)

Table listing various waterfront models from Taunton Iron Works with prices for sizes 8-72, 9-78, and 9-179.

O. G. THOMAS CO. (Continued)

Table listing various waterfront models from O. G. Thomas Co. with prices for sizes 7-16, 7-18, and 8-20.

O. G. THOMAS CO. (Continued)

Table listing various waterfront models from O. G. Thomas Co. with prices for sizes 7-16, 7-18, and 8-20.

O. G. THOMAS CO.

Table listing various waterfront models from O. G. Thomas Co. with prices for sizes 7-16, 7-18, and 8-20.

UNION STOVE WORKS

Table listing various waterfront models from Union Stove Works with prices for sizes 8-18 and 8-20.

PRICE LIST OF WATERFRONTS

WALKER & PRATT MFG. CO.

American Crawford	\$7.88
Archer	11.00
Art Crawford	11.00
Atlanta Nine Hole (Water Back)	40.40
Boston Beauty	8.82
Boston Beauty Supreme	8.82
Castle Crawford	9.46
Century Crawford	9.46
Charm Crawford	9.46
Charm Crawford Royal	9.46
Columbia	11.00
Columbian Crawford	11.00
Coronet Crawford	8.82
Cottage Crawford	8.82
Crawford	11.00
7 & 8 (Straight Water Front)	15.00
7 & 8 (Single Elbow Water Front)	22.00
7 & 8 (Double Elbow Water Front)	16.50
9 (Straight Water Front)	27.00
9 (Double Elbow Water Front)	11.00
Crawford Grand	8.82
Crown Crawford	11.00
Culinet	8.50
Diamond	9.46
Duplex Crawford	8.80
Duchess Wellington	8.80
Duchess Wellington Premier	9.46
Empire Crawford	9.46
Empire Crawford Royal	9.46
Eureka Grand	11.00
Fairy Crawford	8.82
Fillebrown	11.00
Fortress Crawford	9.46
Franconia, 7 & 8	11.00
Franconia, 10 & 20	38.44
Franconia Grand	11.00
Franconia Improved	11.00
Garnet	8.50
Gem Crawford	11.00
Home Crawford	
Regular Water Front	10.08
Full Double Elbow Water Front	15.12
Home Crawford Royal	
Regular Water Front	10.08
Full Double Elbow Water Front	15.12
Marvel	8.82
Minot	11.00
Monarch Wellington	8.80
Monarch Wellington Premier	8.80
Nelson	11.00
New Archer	11.00
New Crawford	8.82
New Eureka	8.50
New Leverett	11.00
New World	11.00
Palace Crawford	10.72
Pearl	8.50
Prince Crawford	8.82
Priscilla	8.82
Prize Crawford	8.82
Prize Franconia	8.82
Queen Crawford	8.82
Queen Wellington	8.80
Queen Wellington Premier	8.80
Simplex Crawford	9.46
State Crawford	9.46
Surprise	11.00
Triple Crawford	9.46
Victor Countess	8.80
Victor Duchess	8.80
Victor Monarch	8.80
Victor Queen	8.80
Victory Crawford	9.46
Villa Crawford	8.82
Village Crawford	8.82
Village Crawford Royal	8.82
Walker Portable	11.00
Walker Brick Set	34.40
Walker 8 Hole	34.40
Walker 9 Hole	34.40
Walker Grand	11.00

WARREN FOUNDRY CO.

Atlanta	\$12.00
Brandon	12.00
Comus	9.00
Darling	12.00
Home Treasure	12.00
Homestead	12.00
Legion	9.00
Oakland	12.00
Oaklawn	12.00
Oaklawn A	12.00
Pleasant Woodlawn	12.00
Porter's Best	12.00
Porter Grand	12.00
Roxbury	12.00
Royal Woodlawn	12.00
William A	12.00
Woodlawn	12.00
Woodlawn A	12.00
Woodlawn B	12.00
Woodlawn Improved	13.00

WAVERLY HEATING SUPPLY CO.

Waverly, 81-18 81-20	9.40
Waverly Cabinet	8.08
Waverly Duplex	10.44
Waverly Imperial	9.40
Waverly Jewel	8.36
Waverly Magic	8.08
Waverly Regal	8.36
Waverly Special	9.28
Waverly Victor	8.08

WEIR STOVE CO.

	Straight Water Front	Elbow Water Front
Acme	\$11.00	
Acme B	11.00	14.00
Ashton	11.00	
Bedford	11.00	
Boylston	11.00	
Cabinet Glenwood	10.00	13.00
Cabinet Glenwood C	10.00	13.00
Cabinet Glenwood K	10.00	13.00
Cabinet Glenwood M, 7-18 & 8-18	11.00	14.00
8-20 & 9-20	10.00	13.00
Cabinet Glenwood R	10.00	13.00
Cabinet Glenwood S	11.00	
City Glenwood	10.00	13.00
Continental	10.00	
Dayton	11.00	
Edgewood	10.00	
"888"	11.00	
Elliott	11.00	
Elmwood	11.00	
Family Glenwood	11.00	
Fleetwood	10.00	
Gage	11.00	
Glenwood	11.00	
Glenwood Double Oven Range		
No. 12 (Water Back)		22.00
No. 14 (Water Back)		22.00
No. 20 (Water Back)		29.00
No. 120 (Water Back)		29.00
Glenwood B, 7, 80, 8, 90	11.00	14.00
9	17.00	
107, 180, 108, 190	11.00	
307, 407, 507, 607	11.00	
380, 480, 580, 680	11.00	
308, 408, 508, 608	11.00	
390, 490, 590, 690	11.00	
Glenwood C	10.00	13.00
Glenwood C-H	10.00	13.00
Glenwood D	10.00	13.00

WEIR STOVE CO. (Continued)

	Straight Water Front	Elbow Water Front
Glenwood E, 7, 80, 8, 90	\$11.00	\$14.00
107, 180, 108, 190	11.00	
207, 280, 208, 290	11.00	
307, 380, 308, 390	11.00	
407, 480, 408, 490	11.00	
507, 580	11.00	14.00
508, 590	10.00	13.00
Glenwood F, 7, 80, 8	11.00	
107, 180, 108, 190	11.00	
207, 280, 208, 290	10.00	
307, 380, 308, 390	10.00	
Glenwood H	11.00	
Glenwood K	10.00	13.00
Glenwood M, 7-18, 8-18	11.00	14.00
8-20, 9-20	10.00	13.00
Glenwood N	10.00	
Glenwood Kitchen Heater 8	10.00	13.00
Glenwood Grand		
Draw Center Grate (Elbow)		14.00
Triangular Grate (Straight)	11.00	
Glenwood Home Grand	10.00	
Gold Medal Glenwood	10.00	13.00
Grand Glenwood, Draw Center Grate (Elbow)		14.00
Triangular Grate (Straight)	11.00	
Harris	11.00	
Harris B	11.00	
Harwood	11.00	
Holker	11.00	
Hollis	11.00	
Hollis No. 1	11.00	
Hollis No. 2	11.00	
Hudson	11.00	
Ideal Glenwood	11.00	
Inwood	11.00	
Marblehead Leader	11.00	
Marion	11.00	
Marlboro	11.00	
Milton	11.00	
Modern Glenwood B	11.00	
Modern Glenwood E, 507 & 580	11.00	14.00
508 & 590	10.00	13.00
Modern Glenwood F	10.00	
Modern Glenwood Home Grand	10.00	
Modern Glenwood Three Fuel	10.00	13.00
Modern New Elmwood	11.00	
New Byron	11.00	
New Elmwood	11.00	14.00
New Glenwood	11.00	
New Home	11.00	
New Mascot	11.00	
New Oakwood	11.00	
New Old Colony	11.00	
Oakwood	11.00	
Old Colony	11.00	
"108"	11.00	
Onward	11.00	
Our Baker	11.00	
Our Best	11.00	
Our Choice	11.00	
Our Glenwood	11.00	
Our Gookin	11.00	
Our Union	11.00	
Parker	11.00	
Peabody	10.00	
Pemberton	11.00	
Pilgrim	11.00	
Rosewood	11.00	
"748"	11.00	
"66"	11.00	
Solar Glenwood	11.00	
Sunny Glenwood	11.00	
Sunrise	11.00	
Viola	11.00	
Yale Grand	10.00	

PRICE LIST OF WATERFRONTS

WHITE, WARNER CO.

	7 & 77	8 & 88
Blackstone	\$10.00	\$11.00
	7-120	8-130
	& 8-125	& 9-135
	7-21	8-31
	& 8-26	& 9-36
Bonair	10.00	11.00
	7-18 & 8-18	8-20
Breeze	9.00	10.00
Clyde B.	9.00	10.00
	740 & 845	
Cosey Domestic.	9.00	
	7-18 & 8-18	8-20
Cyclone	9.00	10.00
Dairy Household .. All Sizes ..		11.00
	740	850
	& 845	& 955
Daisy Domestic	9.00	10.00
	7-18 & 8-18	8-20
Dandy	9.00	10.00
	740 & 845	
Dick	9.00	
	7-18	8-20
	& 8-18	& 9-20
Domestic	10.00	11.00
	7-60	8-70
	& 8-65	& 9-75
Domestic Grand	10.00	11.00
	740 & 845	
Ellis	9.00	
	77 & 80	88
Elm City	10.00	11.00
	7-100	8-110
	& 8-105	& 9-115
	7-41	8-51
	& 8-46	& 9-56
Gold Standard	10.00	11.00
	77 & 80	88
Golden Gate	10.00	11.00
Harvard	10.00	11.00
	7-18 & 8-18	8-20
Home	9.00	10.00
Honest Household . All Sizes ..		11.00
	7 & 77	8 & 88
Household	10.00	11.00
	77 & 80	88
Household B	10.00	11.00
Household K All Sizes		10.00
Household 3 Fuel All Sizes	10.00	
	7-180	8-190
	8-185	9-195
Household Cabinet	10.00	11.00
	7-160	8-170
	8-165	9-175
	8-168	8-172
Household Cabinet B	10.00	10.00
	7-16	7-18
		8-18
		8-118
		8-188
Household Charm	8.00	9.00
Household Comfort All Sizes ..		11.00
Household Comfort B All Sizes ..		11.00
Household Dairy . All Sizes		11.00
Household Dairy B All Sizes		11.00
	7-42	8-52
	& 8-47	& 9-57
Household Dream	10.00	11.00
	7-18 & 8-18	8-20
Household Gem	9.00	10.00
	7-60	8-70
	& 8-65	& 9-95
Household Grand	10.00	11.00

WHITE, WARNER CO. (Continued)

Household Home ... All Sizes ..	\$10.00	
Household Honest B. All Sizes ..	11.00	
Household Ideal . All Sizes	10.00	
Household King. All Sizes	9.00	
Household Liberty All Sizes	\$10.00	
Household Pearl. All Sizes	9.00	
	740 & 845	
Household Pet	9.00	
Household Pride. All Sizes	11.00	
Household Queen. All Sizes	11.00	
	8-147	8-152
Household Radio	9.00	10.00
	7-140	8-150
	8-145	9-155
	8-148	8-153
Household Regal	9.00	10.00
Household Reo . All Sizes	9.00	
Household Rival. All Sizes	9.00	
	7-43	8-53
	& 8-48	& 9-58
Household Royal	10.00	11.00
	7-140	8-150
	& 8-145	& 9-155
Household Rugby A, B & C ...	9.00	10.00
	740	850
	& 845	& 955
Household Star	9.00	10.00
	7-18 & 8-18	8-20
Ideal Domestic	9.00	10.00
	7-60	8-70
	& 8-65	& 9-75
Ideal Household	10.00	11.00
	7-18 & 8-18	8-20
Ideal New Haven	9.00	10.00
	7-60 & 8-70 & 9-75	8-65 & 9-75
Ideal Republic	10.00	11.00
	7-18 & 8-18	8-20
Monarch	9.00	10.00
Nassau	9.00	10.00
New Breeze	9.00	10.00
New Cyclone	9.00	10.00
New Elm City	10.00	11.00
New Haven	9.00	10.00
	740 & 845	
New Home	9.00	
	7-18	8-20
	& 8-18	& 9-20
New Household	10.00	11.00
New London	9.00	10.00
New Pacific	9.00	10.00
New Prize	9.00	10.00
Our Household	10.00	11.00
Princess	9.00	10.00
Quaker C. All Sizes		10.00
Quaker Auto All Sizes		9.00
Quaker 3 Fuel. All Sizes		10.00
	7-180	8-190
	8-185	9-195
Quaker Cabinet	10.00	11.00
	7-160	8-170
	8-165	9-175
	8-168	8-172
Quaker Cabinet B	10.00	10.00
Quaker King. All Sizes		9.00
Quaker Pearl ... All Sizes		9.00
Quaker Royal. All Sizes		10.00
Quaker Ruby. All Sizes		9.00

WHITE, WARNER CO. (Continued)

Rival Household..... All Sizes	\$9.00	
Rival Lion All Sizes	9.00	
	7-11	8-22
	& 8-16	& 9-22
Rugby Household	9.00	10.00
	7-120	8-130
	& 8-16	& 9-22
	7-21	8-31
	& 8-26	& 9-36
Secure	\$10.00	11.00
Select Household All Sizes		11.00
	7-100	8-110
	& 8-105	& 9-115
	7-41	8-51
	& 8-46	& 9-56
Social Household	10.00	11.00
	7-18	7-18
	7-16	& 8-18
Sorosis Household	8.00	9.00
	7-120	8-130
	& 8-125	& 9-135
	7-21	8-31
	& 8-26	& 9-36
Special	10.00	11.00
	7-18	8-20
	& 8-18	& 9-20
Special D	9.00	10.00
Superb Household All Sizes		11.00
	7-60	8-70
	& 8-65	& 9-75
Warner	10.00	11.00

WINCROFT STOVE WORKS

	7-16	7-18	8-20
	& 8-16	& 8-18	& 9-20
Cabinet Wincroft		9.00	10.00
Family Wincroft	\$8.00	9.00	10.00
Famous Wincroft	8.00	9.00	10.00
Favorite Wincroft	8.00	9.00	10.00
Garnet Perfect	8.00	9.00	10.00
Garnet Wincroft	8.00	9.00	10.00
Home Wincroft	8.00	9.00	10.00
Howes Ideal	8.00	9.00	10.00
Howes Royal	8.00	9.00	10.00
Ivy Wincroft	8.00	9.00	10.00
Modern Wincroft	8.00	9.00	10.00
Mystic Perfect	8.00	9.00	10.00
Opal Wincroft	8.00	9.00	10.00
Palace Wincroft	8.00		
Royal Wincroft		9.00	10.00
Ruby Perfect	8.00	9.00	10.00
Standard Wincroft			10.00
Star Wincroft	8.00	9.00	10.00
	4881	4882	
Victory Special	9.00	10.00	
Wincroft	9.00	10.00	

WOOD, BISHOP & CO.

Century Clarion Elbow	18.00
Clarion	18.00
Clyde	18.00
Gold Clarion Elbow	18.00
Home Clarion	13.02
Imperial Clarion	13.02
Kohler	18.00
New Clarion	18.00
Our Clarion	13.02
Our State	13.02
Popular Clarion	13.02
Royal Clarion Elbow	18.00
Royal Kohler	18.00

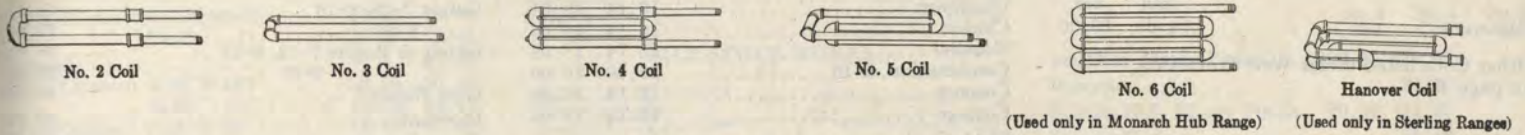
See Directions for Ordering on Pages 2 and 3.

See Dealers' Helps on Pages 11 and 12.

Price List of BRASS COILS for Ranges

We have listed the different styles of coils made by the manufacturers of the ranges.
 If there is another style of coil in the range it is a "Home Made" coil.
 If you do not find a range listed you will know that there was no coil made for it by the manufacturers.
 Linings are furnished only for the style of coil made by the range manufacturer.
 If the range has a "Home Made" coil the brick will have to be cut to fit the coil.

Styles of Coils

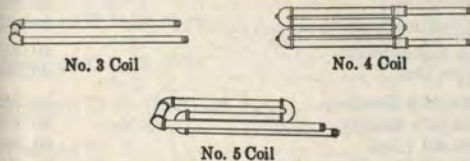


All our coils are tested by 150 lbs. water pressure.

We guarantee our prices of BRASS COILS to be as low as the manufacturers' prices. These prices are correct as of August 1st, but must necessarily be subject to change without notice.

LARGE STOCKS

BARSTOW STOVE CO.



Price is for coil only. Guards are charged extra according to weight

	No. 3 Coil	No. 4 Coil	No. 5 Coil
Adaskin	\$16.00		\$18.00
Barstow Elevated Combination		\$17.00	18.00
Barstow Multiple	16.00	17.00	18.00
Barstow — Bay State — Model			
— Richmond — Barstow			
Bay State — Barstow Model —			
Barstow Richmond			
7-05, 18-05, 8-05 ..		17.00	18.00
7-09, 18-09, 8-09 ..		17.00	18.00
72-09, 218-09, 82-09 ..	16.00		18.00
7-10, 18-20, 8-10 ..	16.00	17.00	18.00
72-10, 218-10, 82-10 ..	16.00	17.00	18.00
73-10, 318-10, 83-10 ..		17.00	18.00
74-10, 418-10, 84-10 ..	16.00		18.00
75-10, 518-10, 85-10 ..	16.00	17.00	18.00
72-12, 218-12, 82-12 ..	16.00	17.00	18.00
75-12, 518-12, 85-12 ..	16.00		18.00
8-14, 83-14		17.00	18.00
82-14, 84-14, 85-14 ..	16.00		18.00
83-15		17.00	18.00
8-16	16.00	17.00	18.00
18-16, 82-16, 84-16 ..	16.00		18.00
8-19		22.50	24.50
18-19, 81-19, 218-19 ..	16.00		18.00
82-19, 83-19, 84-19 ..	16.00		18.00
85-19		22.50	
86-19		22.50	24.50
18-21, 81-21	16.00		18.00
8-24	16.00	17.00	18.00
18-24, 81-24	16.00		18.00
83-25		17.00	18.00
2083		20.50	21.50
2085, 2285		22.50	24.50
Colonial Bay State			18.00
Crystal Bay State			18.00
Gem Bay State	16.00		18.00
Higrade	16.00		18.00
Mohawk	16.00		18.00
Redwood B			18.00
Regal Bay State	16.00	17.00	18.00
Weybosset	16.00		18.00
What Cheer	16.00		18.00

PROMPT SHIPMENTS

BARSTOW STOVE CO. (Continued)

	No. 3 Coil	No. 4 Coil	No. 5 Coil
HUB RANGES			
Beauty Hub			
2182, 83-19, 81-24 ..	\$16.00		\$18.00
Gem Hub			
82-19, 1881 2282 ..	16.00		18.00
18-21, 81-21	16.00		18.00
Hub, 18-19, 81-19, 81-21 .	16.00		18.00
Hub Elevated Combination	16.00	17.00	18.00
Magic Hub			
2184, 8-16, 8-24	16.00	17.00	18.00
Model Hub 83-25		17.00	18.00
United Hub	16.00	17.00	18.00
RICHMOND RANGES			
Ivy Richmond	16.00		18.00
Richmond			
70-18A, 80-18A, 80-20A,			
90-20A		18.00	
<i>See Barstow Ranges for Additional Sizes</i>			
Richmond Multiple	16.00	17.00	18.00
Trophy Richmond	16.00	17.00	18.00
MODEL RANGES			
Model Ranges. See Barstow Ranges.			
Model Empress	16.00	17.00	
Model Grand			
7-09, 18-09, 8-09 ..		17.00	18.00
73-10, 318-10, 83-10 ..		17.00	18.00
83-14		17.00	18.00
83-15		17.00	18.00
8-19		22.50	24.50
86-19		22.50	24.50
Model Queen			18.00
Model Wonder		16.00	18.00

BECKWITH COMPANY P. D. BECKWITH ESTATE

Round Oak Chief (Front Coil and Guard) .. 28.70

BOSTON STOVE FOUNDRY CO.

All these Ranges can be fitted with Coils.

No. 4 Front Coils with Guards	20.00
No. 5 Extension Coils with Guards	22.00

BEST SERVICE

BURDEN-BRYANT CO.

Price includes Coil and Guard

	No. 4 Coil	No. 5 Coil
Gem Mohawk	\$24.00	\$28.00
Grand Mohawk	24.00	28.00
Mohawk Chief	24.00	28.00
Royal Mohawk	24.00	28.00

H. N. CLARK CO.

	No. 4 Coil	No. 5 Coil
<i>*Coil Guard included †Coil Guard Extra</i>		
†Beauty Crescent, 7-18, 8-18	\$16.86	20.60
8-20	18.54	22.24
†Crown Crescent, 8-20, 9-20 only ...		20.90
†Grand Crescent Give Date		20.90
†Home Crescent, 7-18, 8-18		20.38
8-20		22.24
†Ideal Crescent, 70-18, 80-18	16.86	20.60
80-20	18.54	22.24
†Ideal Crescent (Coal & Gas)		
880, 880-2	22.04	23.54
*Leader Grand	18.28	20.88
†Model Crescent		20.90
†Modern Crescent, 7-18, 8-18	16.68	20.60
8-20	18.54	22.24
*Modern Leader	15.66	20.88
*New Leader	15.66	20.88
*Our Leader	15.66	20.88
†Prize Crescent (No. Dighton)		20.60
†Royal Crescent (O.G. Thomas) Give		
Date		20.90
†Royal Crescent (No. Dighton)		
7-18, 8-18 ..	16.68	20.60
8-20	18.54	22.24

E. A. DARY & SON

Coil Guard charged Extra

	No. 4 Coil	No. 5 Coil
Bradford C	22.04	23.54
Bradford D	22.04	23.54
Bradford Grand	22.04	23.54
Crystal A		20.38
Crystal B		20.38
Crystal C		20.60
Crystal D		20.60
Ideal Bradford	22.04	23.54

PRICE LIST OF BRASS COILS FOR RANGES

FRANKLIN FOUNDRY CO.

Price is for Coil only. Guards are charged extra according to weight.

Table with 3 columns: Model (Franklin B, G, M), No. 4 Coil price, No. 5 Coil price.

GLENWOOD RANGE CO.

Price is for Coil only. Guards are charged extra according to weight.

Table with 3 columns: Model (Glenwood N), No. 4 Coil price, No. 5 Coil price.


Other Coils listed under Weir Stove Co. on page 89.

HIGHLAND FOUNDRY CO.

Price is for Coil only. Guards are charged extra according to weight.

Table with 3 columns: Model (Highland E, M, New Highland Grand), No. 4 Coil price, No. 5 Coil price.


S. M. HOWES CO.



Prices include Coil and Guard

Large table listing various Howes models (Echo, Daylight, Duchess, etc.) with No. 4 and No. 5 coil prices.


LEONARD & BAKER STOVE CO.



Coil Guard charged Extra

Table listing coil and guard prices for Leonard & Baker Stove Co.


MAGEE FURNACE CO.



Price includes Coil and Guard

Table listing various Magee models (Acme, Alliance, Bancroft, etc.) with No. 4 and No. 5 coil prices.

NORTH DIGHTON STOVE CO.



Price is for Coil only. Guards are charged extra according to weight.

Table listing various North Dighton models (Almon, Almoner, Alva, etc.) with No. 4 and No. 5 coil prices.

NORTH DIGHTON STOVE CO. (Continued)

Continuation of North Dighton Stove Co. models (Crown Wendell, Crystal A, etc.) with No. 4 and No. 5 coil prices.

PRICE LIST OF BRASS COILS FOR RANGES


NORTH DIGHTON STOVE CO. (Continued)		No. 4 Coil	No. 5 Coil
Palace Keystone 7-18, 8-18	8-20		\$20.38 22.24
Palace Wendell 7-18, 8-18	8-20		20.38 22.24
Passaic Falls			20.60
Perfect Oakland 7-18, 8-18	8-20	\$16.68 18.54	20.60 22.24
Point Pleasant			20.38
Prize Crescent			20.60
Prize Homestead			20.60
Prize Ideal			20.60
Prize Oak			20.60
Queen Wendell 70-18, 80-18	80-20	16.68 18.54	20.60 22.24
Riverside			20.38
Royal Crescent 7-18, 8-18	8-20	16.68 18.54	20.60 22.24
Royal Oakland 7-18, 8-18	8-20	16.68 18.54	20.60 22.24
Royal Wendall 7-18, 8-18	8-20	16.68 18.54	20.60 22.24
Shawmut Grand			20.60
Silk City Queen 7-18, 8-18	8-20		20.38 22.24
Smith Bros. Champion			20.60
Smith Bros. Victor			20.60
Standard Oakland 7-18, 8-18	8-20, 9-20	16.68 18.54	20.60 22.24
Sterling Oakland 7-18, 8-18	8-20, 9-20	16.68 18.54	20.60 22.24
Stratford A 7-18, 8-18	8-20		20.38 22.24
Stratford B 7-18, 8-18	8-20	16.68 18.54	20.60 22.24
Stratford C 7-18, 8-18	8-20	16.68 18.54	20.60 22.24
Stratford D 70-18, 80-18	80-20	16.68 18.54	20.60 22.24
Stratford E			20.60
Stratford F 760, 860, 7-18, 8-18	880, 8-20	16.68 18.54	20.60 22.24
Stratford G			20.60
Stratford K 7-18, 8-18	8-20	16.68 18.54	20.38 22.24
Stratford L 7-18, 8-18	8-20	16.68 18.54	20.60 22.24
Stratford M 7-18, 8-18	8-20	16.68 18.54	20.60 22.24
Stratford O			20.60
Stratford P 8-20		18.54	22.24
Stratford R 8-20		18.54	22.24
Stratford Duplex			22.24
Taunton Pride 7-18, 8-18	8-20	16.68 18.54	20.38 22.24
Weiss Grand			20.60
White Oak			20.38

NOYES & NUTTER MFG. CO.

Price includes Coil and Guard

	No. 4 Coil	No. 5 Coil
Star Kineo	16.24	17.94

RICHARDSON & BOYNTON CO.



Price includes Coil and Guard

	No. 4 Coil	No. 5 Coil
Perfect Gem 7-18, 8-18, 8-20	22.04	22.04
7-18-1, 8-18-1, 8-20-1	24.00	28.00
Perfect Grand 7-18, 8-18, 108-20, 109-20	22.04	22.04
7-18-1, 8-18-1, 108-20-1, 208-20	24.00	28.00
Perfect Richardson, 288	24.00	28.00
Perfect Royal 7-18, 8-18, 8-20, 9-20	22.04	22.04
7-18-1, 8-18-1, 8-20-1	24.00	28.00
Perfect New England	17.02	18.90

ROSELAND STOVE CO.

	No. 4 Coil	No. 5 Coil
Coils only for all Ranges	\$22.04	\$23.54
Coil Guards for all Ranges	1.50	1.50

ROYAL BRISTOL CO.

Price includes Coil and Guard

	No. 4 Coil	No. 5 Coil
Bostonian	16.14	18.04
Howard	16.14	18.04
Royal Bristol	16.14	18.04
Mayflower	16.14	18.04
Puritan	16.14	18.04

SILL STOVE WORKS



Price includes Coil and Guard

	No. 4 Coil	No. 5 Coil	Hanover Coil
Star Sterling	25.44		32.68
Sterling Ranges			
1894 — 71, 81, 82, 92	25.44		32.68
"E" — E71, E81, E82, E92	25.44		32.68
"K" — K71, K81, K82, K92	25.44		32.68
"M" — CM671, CM681, CM682, CM692	25.44		32.68
"M" — FM671, FM681, FM682, FM692	25.44		32.68
"M" — HM671, HM681, HM682, HM692	25.44		32.68
"N" — N682, N691, N682, N692	27.30		32.68
"O" — O71, O81, O82, O92	25.44	\$33.90	32.68
"CA" — CA71, CA81, CA82, CA92	25.44		32.68
"CE" — CE71, CE81, CE82, CE92	25.44		32.68
"R" — CR671, CR681, CR682, CR692	18.90	26.40	32.68
"R" — CR882	18.90	26.40	32.68
"R" — FR671, FR681, FR682, FR692	18.90	26.40	32.68
"R" — FR882	18.90	26.40	32.68
"R" — HR671, HR681, HR682, HR692	18.90	26.40	32.68
"S" — S682, S692	18.90		
"T" — T681 (Scientific)	18.90		
"V" — V682, V692	18.90		
World's Sterling "L Series"	25.44	33.90	



SIMMONS HARDWARE CO.

Coil Guard charged Extra

	No. 4 Coil	No. 5 Coil
Simmons A	\$22.04	\$23.54
Simmons B		
Simmons C		
Simmons D		
Simmons E		
Simmons F		

SMITH & ANTHONY CO.

We are the successors to this foundry and own the patterns which are still in existence.




Price is for Coil only

Guards are charged extra according to weight

	No. 4 Coil	No. 5 Coil	No. 6 Coil
Art Hub Ebony Finish	\$20.50	\$21.50	
Beacon		21.50	
Beacon Hub Ebony Finish	20.50	21.50	
Beauty Hub		21.50	
Beauty Hub Ebony Finish	20.50	21.50	
Famous Hub		24.50	
Gem Hub Ebony Finish	20.50	21.50	
Kitchen Queen Hub	20.50	21.50	
Magic Hub	20.50	21.50	
Magic Hub Ebony Finish	20.50	21.50	
Majestic	20.50	21.50	
Marvel Hub Ebony Finish	22.50	24.50	
Massasoit	22.50	24.50	\$34.50
Massasoit City Style	22.50	24.50	\$4.50
Model Hub	22.50	24.50	
Model Hub Ebony Finish	22.50	24.50	
Monarch Hub	22.50	24.50	\$4.50
Monarch Hub Ebony Finish	22.50	24.50	\$4.50
Pearl Hub	20.50	21.50	
Pilgrim		21.50	
Princess	20.50	21.50	
Prize Elk	20.50	21.50	
Prize Hub	20.50	21.50	
Rex Hub		24.50	
Rex Hub Ebony Finish	22.50	24.50	
Royal Elk		21.50	
Royal Hub B		24.50	
Star Hub		21.50	

Hub Ranges made by Barstow Stove Co., are listed under Barstow Stove Co.

SOMERSWORTH FOUNDRY CO.



Price includes Coil and Guard

	No. 4 Coil	No. 5 Coil
Beacon	15.66	20.88
Cabinet Harvard	18.28	20.88
Cabinet Standard	18.28	20.88
Dual Harvard	18.28	20.88
Dual Standard	18.28	20.88
Fodiman Special	15.66	20.88
Gem Harvard	15.66	20.88
Good Luck D	15.66	20.88
Good Luck Harvard	18.28	20.88
Good Luck Standard	18.28	20.88
Grand Harvard	18.28	20.88
Grand Standard	18.28	20.88
Harvard	15.66	20.88
Harvard B, 84	18.28	20.88
All other sizes	15.66	20.88
Harvard E	15.66	20.88
Harvard F	15.66	20.88
Harvard G	18.28	20.88
Home Harvard	18.28	20.88
Home Standard	18.28	20.88
Howes Rival	15.66	20.88

WE MANUFACTURE

Stove Pipe and Elbows (see pages 90 to 95)
Furnace Pipe and Fittings (" 96 to 99)

QUALITY GOODS PRICES RIGHT

PRICE LIST OF BRASS COILS FOR RANGES

SOMERSWORTH FDY. CO. (Continued)

	No. 4 Coil	No. 5 Coil
Ideal Harvard, 84	\$18.28	\$20.88
All other sizes	15.66	20.88
Ideal Standard, 84	18.28	20.88
All other sizes	15.66	20.88
Leader Grand	18.28	20.88
Lovely Lafayette	15.66	20.88
Magic Standard	15.66	20.88
Modern Leader	15.66	20.88
New Leader	15.66	20.88
Our Leader	15.66	20.88
Prince Royal	15.66	20.88
Reed's Royal	15.66	20.88
Regal Harvard	18.28	20.88
Regal Standard	18.28	20.88
Rival Standard	15.66	20.88
Royal Harvard	18.28	20.88
Royal Home	15.66	20.88
Royal Standard	18.28	20.88
Standard B, 84	18.28	20.88
All other sizes	15.66	20.88
Standard E	15.66	20.88
Standard F	15.66	20.88
Standard G	18.28	20.88
Tessier Grand	15.66	20.88

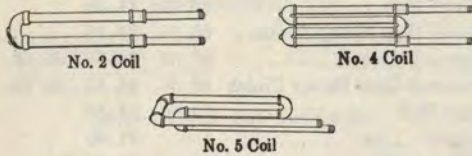
TAUNTON IRON WORKS (Continued)

	No. 2 Coil	No. 4 Coil	No. 5 Coil
Quaker Royal	\$17.00	\$22.00	
Quaker Ruby		18.00	
Quaker Social	\$15.00	20.00	
Quaker Standard		21.00	
Quaker Star	15.00	20.00	
Quaker Star B	15.00	20.00	
Robinson's Gem		20.00	
Robinson's Home		22.00	
Robinson's Model		21.00	
St. Francis		20.00	
Sinamakers Pride		20.00	
Sir Isaac		20.00	
Star of the East		20.00	
Steel B		20.00	
Storey		20.00	
Taunton Clipper		20.00	
Taunton Empire B		22.00	
Taunton Home B		22.00	
Taunton National A		22.00	
Taunton Princess		20.00	
Taunton Victor A		20.00	
The Adams		20.00	
The Demoulpied Art		20.00	
The Fair Art		20.00	

O. G. THOMAS CO. (Continued)

	No. 2 Coil	No. 4 Coil	No. 5 Coil
Fireside B			\$20.90
Fireside C			
7-16, 8-16, 7-18, 8-18	\$15.10		
8-20, 9-20	15.10		20.90
Fireside F			15.10
Fireside Cabinet			
7-16, 8-16, 7-18, 8-18	15.10		
8-20, 9-20	15.10		20.90
Fireside Jewel			
7-16, 8-16, 7-18, 8-18	15.10		
8-20, 9-20	15.10		20.90
Gem Crescent	15.10		20.90
Gem Herald	15.10		20.90
Grand Craftsford			20.90
Grand Crescent			20.90
Grand Ferdinand			20.90
Grand Fireside			20.90
Grand Herald			20.90
Grand Sunburst			20.90
Gresley Grand			20.90
Gresley Herald			20.90
Happy Thought	15.10		20.90
Herald B			20.90
Herald C			
7-16, 8-16, 7-18, 8-18	15.10		
8-20, 9-20	15.10		20.90
Herald F	15.10		
Herald Cabinet			
7-16, 8-16, 7-18, 8-18	15.10		
8-20, 9-20	15.10		10.90
Herald Grand. <i>Give date</i>			20.90
Herald Jewel			
7-16, 8-16, 7-18, 8-18	15.10		
8-20, 9-20	15.10		20.90
Home Grand			20.90
Ideal Fireside	15.10		20.90
Marvel	15.10		
Model Crescent			20.90
Model Ferdinand			20.90
Model Fireside			20.90
Model Herald			20.90
Model Home Crescent			20.90
Model Home Fireside			20.90
Model Home Herald			20.90
Model Treasure			20.90
New Herald	15.10		20.90
New Swan E	15.10		20.90
Norumbega	15.10		20.90
Our Best	15.10		20.90
Oue Fireside (Coal & Gas)		18.60	20.90
Our Wigwam	15.10		20.90
Pearl Crescent	15.10		20.90
Pearl Fireside	15.10		20.90
Pearl Herald	15.10		20.90
Peerless Fireside		18.60	20.90
Peerless Herald		18.60	20.90
Perfect Crescent		18.60	20.90
Perfect Fireside		18.60	20.90
Perfect Herald		18.60	20.90
Prize Crescent	15.10		20.90
Prize Fireside	15.10		20.90
Prize Herald	15.10		20.90
Rival Crescent	15.10		20.90
Rival Fireside	15.10		20.90
Royal Crescent. <i>Give date</i>			20.90
Royal Fireside. <i>Give date</i>			20.90
Royal Herald. <i>Give date</i>			20.90
Royal Sunburst. <i>Give date</i>			20.90
Ruby Crescent	15.10		20.90
Ruby Herald	15.10		20.90
Star Crescent	15.10		20.90
Star Fireside	15.10		20.90
Star Herald	15.10		20.90
Sunburst. <i>Give date</i>			20.90
Supreme Herald		18.60	20.90
Victor B			20.90
Victor Grand			20.90
Victor Herald (Coal & Gas)		18.60	20.90

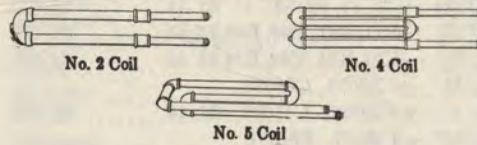
TAUNTON IRON WORKS



Price includes Coil and Guard

	No. 2 Coil	No. 4 Coil	No. 5 Coil
Adams			20.00
Adams Grand			20.00
Bright Star			20.00
Demoulpied Art			20.00
Echo			20.00
Grand Prize			22.00
Grand Prize A			22.00
Grand Quaker			22.00
Isaac C			20.00
King Philip			20.00
Lucky Spot			20.00
Morning Star			20.00
New Special D			20.00
Prize Quaker			22.00
Quaker C			21.00
Quaker 3 Fuel	17.00		22.00
Quaker Auto			18.00
Quaker Cabinet	17.00		21.00
Quaker Cabinet B	17.00		21.00
Quaker Charm 7-18 and 8-18 only			18.00
Quaker Gem A, B, C, D & E			20.00
Quaker Grand			22.00
Quaker Grand B			22.00
Quaker Home A, B & C			22.00
Quaker Home, 8-107, 8-112	17.00		22.00
Quaker Ideal	17.00		21.00
Quaker Jewel			22.00
Quaker Jewel B & C			22.00
Quaker Junior			20.00
Quaker Junior Art			20.00
Quaker King			17.00
Quaker Model A, B & C			21.00
Quaker Pearl			17.00
Quaker Prize			22.00
Quaker Prize A			22.00
Quaker Prize B			22.00
Quaker Queen			21.00
7-18, 8-18, 8-20, 9-20			21.00
8-72, 9-78, 9-179			22.00
Quaker Queen C			21.00

O. G. THOMAS CO.




Price is for Coil only

Guards are charged extra according to weight

	No. 2 Coil	No. 4 Coil	No. 5 Coil
Champion Crescent	15.10		20.90
Champion Fireside	15.10		20.90
Champion Herald	15.10		20.90
Classic Crescent		18.60	20.90
Classic Fireside		18.60	20.90
Classic Herald		18.60	20.90
Cosy Fireside	15.10		20.90
Cosy Herald	15.10		20.90
Crescent B			20.90
Crescent C			20.90
7-16, 8-16, 7-18, 8-18	15.10		
8-20, 9-20	15.10		20.90
Crescent F	15.10		
Crescent Cabinet			
7-16, 8-16, 7-18, 8-18	15.10		
8-20, 9-20	15.10		20.90
Crescent Grand			20.90
Crescent Jewel			
7-16, 8-16, 7-18, 8-18	15.10		
8-20, 9-20	15.10		20.90
Crown Crescent			20.90
8-20 and 9-20 only			20.90
Crown Crescent E			20.90
8-20 and 9-20 only			20.90
Crown Ferdinand			20.90
8-20 and 9-20 only			20.90
Crown Fireside			20.90
8-20 and 9-20 only			20.90
Crown Fireside E			20.90
8-20 and 9-20 only			20.90
Crown Herald			20.90
8-20 and 9-20 only			20.90
Crown Herald E			20.90
8-20 and 9-20 only			20.90
Crown Treasure			20.90
8-20, and 9-20 only			20.90
Empire Crescent	15.10		20.90
Empire Fireside	15.10		20.90
Empire Herald	15.10		20.90
Favorite Crescent		18.60	20.90
Favorite Fireside		18.60	20.90
Favorite Herald		18.60	20.90
Ferdinand Jr.	15.10		20.90

PRICE LIST OF BRASS COILS FOR RANGES

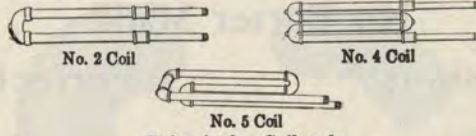
WALKER & PRATT MFG CO.



Price includes Coil and Guard

	No. 4 Coil	No. 5 Coil
Castle Crawford	\$17.02	\$18.90
Century Crawford	17.02	18.90
Charm Crawford	17.02	18.90
Charm Crawford Royal	17.02	18.90
Coronet Crawford	17.02	18.90
Cottage Crawford	17.02	18.90
Crown Crawford	17.02	18.90
Duplex Crawford	17.02	18.90
Duchess Wellington	17.02	18.90
Duchess Wellington Premier	17.02	18.90
Empire Crawford	17.02	
Empire Crawford Royal	17.02	
Fairy Crawford	17.02	18.90
Fortress Crawford	17.02	18.90
Home Crawford	17.02	
Home Crawford Royal	17.02	
Monarch Wellington	17.02	18.90
Monarch Wellington Premier	17.02	18.90
Palace Crawford	17.02	18.90
Queen Wellington	17.02	18.90
Queen Wellington Premier	17.02	18.90
Simplex Crawford	17.02	18.90
State Crawford	17.02	18.90
Triple Crawford	17.02	18.90
Victor Countess	17.02	18.90
Victor Duchess	17.02	18.90
Victor Monarch	17.02	18.90
Victor Queen	17.02	18.90
Victory Crawford	17.02	18.90
Village Crawford	17.02	18.90
Village Crawford Royal	17.02	18.90

WEIR STOVE CO.



Price is for Coil only
Guards are charged extra according to weight

	No. 2 Coil	No. 4 Coil	No. 5 Coil
Cabinet Glenwood	\$14.00	\$15.00	\$16.00
Cabinet Glenwood C		15.00	16.00
Cabinet Glenwood K7 & 80	14.00		16.00
Cabinet Glenwood M		15.00	16.00
Cabinet Glenwood R		15.00	16.00
Cabinet Glenwood S	14.00		16.00
City Glenwood		15.00	16.00
Elmwood			16.00
Family Glenwood			16.00
Fleetwood			16.00
Glenwood			16.00
Glenwood Double Oven			42.76
Glenwood B, 7, 80, 8, 90			16.00
107, 180, 108, 190			16.00
307, 380, 308, 390	14.00		16.00
407, 480, 408, 490	14.00		16.00
507, 580, 508, 590	14.00		16.00
607, 680, 608, 690	14.00		16.00
Glenwood C & C-H		15.00	16.00
Glenwood D		15.00	16.00
Glenwood E, 7, 80, 8, 90			16.00
107, 180, 108, 190			16.00
207, 280, 208, 290			16.00
307, 380, 308, 390	14.00		16.00
407, 480, 408, 490	14.00		16.00
507, 580	14.00		16.00
508, 590		15.00	16.00
Glenwood F, 7, 80, 8			16.00
107, 180, 108, 190	14.00		16.00
207, 280, 208, 290	14.00		16.00
307, 380, 308, 390	14.00		16.00
Glenwood H			16.00
Glenwood K, 7 & 80	14.00		16.00
8 & 90		15.00	16.00
Glenwood M, 7-18, 8-18	14.00		16.00
8-20, 9-20		15.00	16.00
Glenwood N		14.00	16.00
Glenwood Grand			16.00
Glenwood Home Grand		15.00	16.00
Glenwood Kitchen Heater		15.00	16.00
Gold Medal Glenwood		15.00	16.00
Grand Glenwood			16.00
Modern Glenwood B	14.00		16.00
Modern Glenwood E			16.00
507 & 580	14.00		16.00
508 & 590		15.00	16.00
Modern Glenwood F	14.00		16.00
Modern Glen. Home Grand		15.00	16.00
Modern Glen. Three Fuel		15.00	16.00
New Elmwood			16.00
New Glenwood			16.00
Our Baker	14.00		16.00
Our Choice			16.00
Our Glenwood	14.00		16.00
Solar Glenwood			16.00
Sunny Glenwood	14.00		16.00
Sunrise			16.00


WHITE, WARNER CO.



Prices includes Coil and Guard

	No. 2 Coil	No. 4 Coil	No. 5 Coil
Bonair			\$20.00
Dairy Household		\$17.00	22.00
Domestic			22.00
Domestic Grand			22.00
Gold Standard			20.00
Honest Household		17.00	22.00
Household K			21.00
Household 3 Fuel		17.00	22.00
Household Cabinet		17.00	21.00
Household Cabinet B		17.00	21.00
Household Charm			18.00
Household Comfort		17.00	22.00
Household Comfort B		17.00	22.00
Household Dairy		17.00	22.00
Household Dairy B		17.00	22.00
Household Dream		17.00	22.00
Household Grand			22.00
Household Home		17.00	21.00
Household Honest B		17.00	22.00
Household Ideal		17.00	21.00
Household King			18.00
Household Liberty		17.00	22.00
Household Pearl			18.00
Household Pride			22.00
Household Queen		17.00	22.00
Household Radio	\$15.00		20.00
Household Regal	15.00		20.00
Household Reo			18.00
Household Royal		17.00	22.00
Household Rugby A, B & C	15.00		20.00
Ideal Household			22.00
Ideal Republic			22.00
New Elm City			22.00
New Household			22.00
Our Household			22.00
Quaker C			21.00
Quaker Auto			18.00
Quaker 3 Fuel		17.00	22.00
Quaker Cabinet		17.00	21.00
Quaker Cabinet B		17.00	21.00
Quaker Pearl			17.00
Quaker Ruby			17.00
Rugby Household	15.00		20.00
Secure			20.00
Select Household		17.00	22.00
Social Household			20.00
Sorosis Household			18.00
Special			20.00
Special D			20.00
Superb Household			22.00
Warner			22.00

WAVERLY HEATING SUPPLY CO.



Price includes Coil and Guard

	No. 4	No. 5
Waverly, 81-18, 81-20	\$21.50	
Waverly Cabinet	\$16.14	18.04
Waverly Duplex	22.04	22.04
Waverly Imperial	18.28	20.88
Waverly Jewel	15.66	20.88
Waverly Magic	16.14	18.04
Waverly Regal	15.66	20.88
Waverly Special	22.02	22.04
Waverly Victor	16.14	18.04

Range and Stove Repairs Pages 13 to 54
 Furnace and Boiler Repairs Pages 55 to 74
 Price List of Waterfronts Pages 75 to 84
 Price List of Brass Coils Pages 85 to 89
 Stove Pipe and Elbows Pages 90 to 95
 Furnace Pipe and Fittings Pages 96 to 99

WAVERLY STOVE PIPE

No Better Made

Accurate in Dimensions

Perfect in Workmanship

Made Complete

FULL LENGTH, 24 INCHES LONG

	26 Gauge Waverly Keystone Polished List	24 Gauge Waverly Blue List	26 Gauge Even Color List	28 Gauge Even Color List	26 Gauge Wellsville Polished List
2 inch, each.....	\$.46	\$.34
3 inch, each.....	.46	\$.42	.34	\$.72
4 inch, each.....	.4642	.34	.72
4½ inch, each.....	.52	\$.56	.42	.36	.76
5 inch, each.....	.54	.56	.42	.36	.80
5½ inch, each.....	.56	.60	.44	.38	.86
6 inch, each.....	.60	.60	.44	.38	.92
7 inch, each.....	.68	.68	.52	.44	1.06
8 inch, each.....	1.08
9 inch, each.....	1.20
10 inch, each.....	1.36

Three-quarter lengths, 18 inches long, same price as full lengths.

HALF LENGTHS, 12 INCHES LONG

	26 Gauge Waverly Keystone Polished List	24 Gauge Waverly Blue List	26 Gauge Even Color List	28 Gauge Even Color List	26 Gauge Wellsville Polished List
2 inch, each.....	\$.26	\$.20
3 inch, each.....	.26	\$.26	.20	\$.40
4 inch, each.....	.2626	.20	.40
4½ inch, each.....	.30	\$.34	.26	.22	.42
5 inch, each.....	.30	.34	.26	.22	.44
5½ inch, each.....	.32	.36	.28	.24	.46
6 inch, each.....	.34	.36	.28	.24	.50
7 inch, each.....	.40	.40	.32	.26	.58
8 inch, each.....56
9 inch, each.....62
10 inch, each.....70

QUARTER LENGTH, 6 INCHES LONG

	26 Gauge Waverly Keystone Polished List	24 Gauge Waverly Blue List	26 Gauge Even Color List	28 Gauge Even Color List	26 Gauge Wellsville Polished List
2 inch, each.....	\$.16	\$.14	\$.12
3 inch, each.....	.1614	.12	\$.22
4 inch, each.....	.1614	.12	.22
4½ inch, each.....	.18	\$.20	.16	.14	.24
5 inch, each.....	.18	.20	.16	.14	.24
5½ inch, each.....	.18	.22	.18	.14	.26
6 inch, each.....	.18	.22	.18	.14	.28
7 inch, each.....	.22	.24	.2032
8 inch, each.....30
9 inch, each.....33
10 inch, each.....37

TAPER STOVE PIPE


Tapering Full Lengths, 24 inches long

	26 Gauge Waverly Keystone Polished List	24 Gauge Waverly Blue List	26 Gauge Even Color List	28 Gauge Even Color List
4 to 3 inches, each.....	\$.54	\$.60	\$.42	\$.34
5½ to 5 or 4½ inches, each.....	.66	.64	.48	.44
6 to 5½ or 5 inches, each.....	.68	.64	.52	.48
6½ to 6, 5½ or 5 inches, each.....	.42	.68	.62	.52
7 to 6, 5½ or 5 inches, each.....	.42	.72	.62	.52

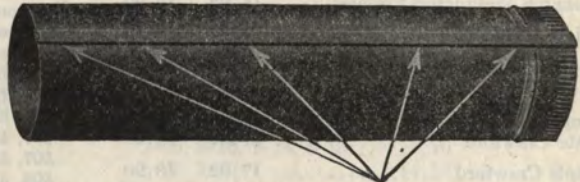
Three-quarter lengths, same price as full lengths

TAPERING HALF LENGTHS, 12 INCHES LONG

	26 Gauge Waverly Keystone Polished List	24 Gauge Waverly Blue List	26 Gauge Even Color List	28 Gauge Even Color List
4 to 3 inches, each.....	\$.34	\$.38	\$.28	\$.24
5½ to 5 or 4½ inches, each.....	.40	.40	.32	.30
6 to 5½ or 5 inches, each.....	.42	.40	.34	.32
6½ to 6, 5½ or 5 inches, each.....	.50	.42	.38	.34
7 to 6, 5½ or 5 inches, each.....	.50	.44	.38	.34



Showing the way the groove is formed before the seams are closed. The triple fold positively prevents the locked closed seam from opening or collapsing.



WAVERLY SECURE SEAM SHOWING THE PIPE MADE UP

Same formation from end to end. Cut it any or many places. Each piece has complete locked seam with original strength.

Waverly Secure Pipe is acknowledged by all who have used it to be the best stove pipe made.

Pipe is beaded 2½ inches from the small end and crimped. If so ordered, end can be turned in instead of crimped.

We cut our iron on a taper from large to small end, so that when the joints are put together they hold the full length of the lap. This avoids the necessity of wiring up your pipe every few feet.



WAVERLY ENAMEL STOVE PIPE

STOVE PIPE

FULL LENGTH, 24 INCHES



	Waverly Black Enamel List	Gray Enamel List
3 inch, each	\$0.50	\$0.66
4 inch, each	.52	.70
4½ inch, each	.58	.78
5 inch, each	.62	.84
5½ inch, each	.64	.86
6 inch, each	.64	.86

Full Length

HALF LENGTH, 12 INCHES



	Waverly Black Enamel List	Gray Enamel List
3 inch, each	\$0.30	\$0.38
4 inch, each	.30	.40
4½ inch, each	.34	.46
5 inch, each	.36	.46
5½ inch, each	.38	.48
6 inch, each	.38	.48

Half Length



TAPER STOVE PIPE

Tapering full lengths, 24 inches long

	Waverly Black Enamel List	Gray Enamel List
4 to 3 inches	\$0.72	\$0.96
5½ to 5 or 4½ inches	.72	.96
6 to 5½ or 5 inches	.72	.96
6½ to 6, 5½ or 5 inches	.72	.96
12 inch tapers 4c. more than one-half the price of full length tapers.		

Full Length

WAVERLY GAS FLUE ELBOWS



	Waverly Black Enamel List Each	Gray Enamel List Each
3 inch	\$0.56	\$0.74
4 inch	.60	.80
4½ inch	.64	.86
5 inch	.70	.94
5½ inch	.70	.94
6 inch	.70	.94

45° Elbows, same price as regular Elbows.

WAVERLY HEADERS




With Back Outlet

With Side Outlet

Size of Oval	Size of Lead off	Waverly Black Enamel List Each	Gray Enamel List Each
4	3	\$1.60	\$2.00
6	6, 5½ or 5	1.60	2.00

Other sizes carried in stock. Price upon application.

TEES AND TEE ELBOWS



	Waverly Black Enamel List Each	Gray Enamel List Each
3x3x3	\$1.30	\$1.74
4x4x3	1.30	1.74
4x4x4	1.30	1.74
6x6x3	1.60	2.14
6x6x4	1.60	2.14
6x6x6	1.60	2.14

On the Tee Elbows give location of insert. First and second figures indicate the run. Third figure indicates size of branch.

REDUCERS AND INCREASERS



	Waverly Black Enamel List Each	Gray Enamel List Each
4 to 3 in. reducer	\$1.20	\$1.60
3 to 4 in. increaser	1.20	1.60
3 to 6 in. increaser	1.20	1.60
4 to 6 in. increaser	1.20	1.60

FLANGED COLLARS

4 Inches Long

Size	Waverly Black Enamel List Each	Gray Enamel List Each
3 inch	\$0.50	\$0.68
4 inch	.50	.68
4½ inch	.50	.68
5 inch	.50	.68
5½ inch	.70	.94
6 inch	.70	.94

3 in. made to tee on to 3 in. and 6 in. pipe.
4 in. made to tee on to 4 in. and 6 in. pipe.
6 in. made to tee on to 6 in. pipe.

See Page 95 for Gas Flue Fittings.

WAVERLY SURE LOCK NESTED STOVE PIPE

The pipe is put together by simply hooking the edges together in the usual way, then placing the joint on a mandrel stake and closing the seam with a mallet.

Note the way the groove is formed. The triple fold positively prevents the locked seam from opening or collapsing. When made up, joints may be cut in any or many places; each piece will have complete locked seam with original strength. Joints are beaded 2½ inches from the small end.

We cut our iron on a taper from large to small end, so that when the joints are put together, they hold the full length of the lap. This avoids the necessity of wiring up your pipe every few feet.

In Cartons Ready for Shipping.

Full Lengths


	26 Gauge Waverly Keystone Polished List	24 Gauge Waverly Blue List	26 Gauge Even Color List	28 Gauge Even Color List
3 inch, per crate of 25 joints	\$11.00	\$10.00	\$ 8.00
4 inch, per crate of 25 joints	11.00	10.00	8.00
4½ inch, per crate of 25 joints	12.50	10.00	8.50
5 inch, per crate of 25 joints	13.00	13.00	10.00	8.50
5½ inch, per crate of 25 joints	13.50	14.00	10.50	9.00
6 inch, per crate of 25 joints	14.50	14.00	10.50	9.00
7 inch, per crate of 25 joints	16.50	16.00	12.50	10.50

Half Lengths

	26 Gauge Waverly Keystone Polished List	24 Gauge Waverly Blue List	26 Gauge Even Color List	28 Gauge Even Color List
3 inch, per crate of 25 half joints	\$ 6.00	\$.....	\$ 6.10	\$ 4.50
4 inch, per crate of 25 half joints	6.00	6.10	4.50
4½ inch, per crate of 25 half joints	7.00	6.10	5.00
5 inch, per crate of 25 half joints	7.00	8.26	6.00	5.00
5½ inch, per crate of 25 half joints	7.50	8.50	6.50	5.50
6 inch, per crate of 25 half joints	8.00	8.50	6.50	5.50
7 inch, per crate of 25 half joints	9.50	9.50	7.50	6.00

Quarter Lengths

	26 Gauge Waverly Keystone Polished List	24 Gauge Waverly Blue List	26 Gauge Even Color List	28 Gauge Even Color List
5 inch, per crate of 25 quarter joints	\$ 4.25	\$ 4.50	\$ 3.50	\$ 3.00
5½ inch, per crate of 25 quarter joints	4.25	5.00	3.75	3.00
6 inch, per crate of 25 quarter joints	4.50	5.00	3.75	3.00
7 inch, per crate of 25 quarter joints	5.25	5.50	4.25	3.50



Showing the way the Edges are Turned and the Locks Formed




Nested Pipe is Packed in Cartons as Illustrated

WAVERLY STOVE PIPE ELBOWS


DIE CUT

Manufactured by us in our own factory
The World's Best Elbows. They Have Never Been Equaled



WAVERLY No. 1 ELBOW (Bulged)

Bulged under great pressure so as to make a handsome rounding effect and to give more smoke travel.
Rounding seams strong enough to be oveled.
Sections in the throat held together with two rivets insuring strength.
Long ends
Made in Waverly Keystone Polished and Waverly Blue (an even color blue sheet, exceptionally high in finish).




WAVERLY No. 2 ELBOW

Made in the same strong way as the No. 1 Elbow excepting the sections are not bulged and one or sometimes two seams are on the back. Rounding seams strong enough to be oveled. Sections in the throat held together with two rivets, insuring strength.
Long ends same as in the No. 1.
Made in Waverly Keystone Polished and Waverly Blue (an even color blue sheet, exceptionally high in finish).

	No. 1-26 26 Gauge Wellsville Polished List	No. 1-26 26 Gauge Waverly Keystone Polished List	No. 1-24 24 Gauge Waverly Blue List	No. 1-26 26 Gauge Waverly Blue List
5 inch, per dozen	\$ 7.80	\$ 6.16	\$ 6.70	\$ 5.66
5½ inch, per dozen	8.20	6.40	7.30	5.90
6 inch, per dozen	8.64	6.64	7.90	6.16


	No. 2-26 26 Gauge Waverly Keystone Polished List	No. 2-24 24 Gauge Waverly Blue List	No. 2-26 26 Gauge Waverly Blue List
4 inch, per dozen	\$ 4.40	\$ 3.80
4½ inch, per dozen	4.50	4.10
5 inch, per dozen	4.96	\$ 5.40	4.52
5½ inch, per dozen	5.22	5.80	4.74
6 inch, per dozen	5.46	6.00	5.06
7 inch, per dozen	9.10
8 inch, per dozen	10.30



WAVERLY NO. 3-28 Gauge

Long end Elbow made exactly the same as the No. 2 except made of 28 gauge even colored steel. Rounding seams. Long ends.

	No. 3 28 Gauge Even Color List
4 inch, each	\$ 3.44
4½ inch, each	3.70
5 inch, each	3.94
5½ inch, each	4.18
6 inch, each	4.44



WAVERLY ONE-PIECE OR CORRUGATED ELBOW

Manufactured by us in our own factory with the same care we put into our other Elbows.

This Elbow, with its invisible seam in throat, its perfect construction, and superior quality, has met with unbounded popularity.

Ends are long in fact this New England made Elbow is made to please New England people.


	28 Gauge Even Color List
5 inch, per dozen	\$ 2.80
5½ inch, per dozen	3.52
6 inch, per dozen	3.52
7 inch, per dozen	4.84

Elbows shipped wired in bundles. If crated, extra charge of \$0.30

WAVERLY STOVE PIPE ELBOWS

WAVERLY DROP OR SLIP ELBOWS

Our Drop Elbows are the largest, best made, and most sensible in the market, and cheapest to use in the end. We show below the same Drop Elbow in different positions.



Shortest Drop



Longest Drop

Made to drop from 3½ to 8 inches and be perfectly firm.


	26 Gauge Waverly Keystone Polished List	24 Gauge Waverly Blue List	26 Gauge Waverly Blue List	28 Gauge Even Color List	26 Gauge Wellsville Polished List
4 inch, per dozen	\$12.64	\$12.00	\$10.38	\$16.50
4½ inch, per dozen	12.64	\$16.38	12.00	10.38	16.50
5 inch, per dozen	12.64	16.38	12.00	10.38	16.50
5½ inch, per dozen	13.48	17.16	12.76	11.32	17.50
6 inch, per dozen	14.32	18.48	13.60	12.26	18.50
7 inch, per dozen	16.42	20.96	15.62	13.34	22.00

WAVERLY REDUCING ELBOWS



	26 Gauge Waverly Blue Dozen List	26 Gauge Waverly Blue Each List
4 to 3 inch	\$21.10	\$ 2.10
5½ to 5 inch	21.10	2.10
6 to 5 inch	21.10	2.10
6 to 5½ inch	21.10	2.10

WAVERLY COMMON IRON SMOKE PIPE TEE



WAVERLY 45 DEGREE ANGLE OR BEVEL ELBOWS

	26 Gauge Waverly Keystone Polished List	26 Gauge Waverly Even Color List	26 Gauge Wellsville Polished List
3 inch, per dozen	\$ 4.96	\$ 4.72
4 inch, per dozen	4.96	4.72	\$ 7.98
4½ inch, per dozen	4.96	4.72	7.98
5 inch, per dozen	4.96	4.72	7.98
5½ inch, per dozen	5.22	5.00	8.56
6 inch, per dozen	5.46	5.20	9.12
7 inch, per dozen	11.98



	Waverly Keystone Polished Each List	Waverly Keystone Polished Dozen List	26 Gauge Waverly Blue Each List	26 Gauge Waverly Blue Dozen List
3 x 3 x 3	\$ 1.10	\$11.92	\$1.00	\$10.08
4 x 4 x 3 or 4	1.10	11.92	1.00	10.08
4 x 4 x 4	1.10	11.92	1.00	10.08
5 x 5 x 5	1.34	13.48	1.20	12.08
5½ x 5½ x 5½	1.34	13.48	1.20	12.08
6 x 6 x 3, 4, 5, 5½ or 6	1.34	13.48	1.20	12.08

First and second figures indicate the run. Third and following figures indicate size of branch.

WAVERLY ADJUSTABLE STOVE PIPE ELBOWS

	26 Gauge Waverly Keystone Polished List	26 Gauge Waverly Blue List	26 Gauge Waverly Even Color List	26 Gauge Wellsville Polished List
2 inch, per dozen	\$ 5.40	\$ 5.04	\$ 3.44	\$ 5.92
3 inch, per dozen	5.40	5.04	3.44	5.92
4 inch, per dozen	5.40	5.12	3.44	5.92
4½ inch, per dozen	5.90	5.60	3.70	6.16
5 inch, per dozen	6.16	5.86	3.94	7.80
5½ inch, per dozen	6.40	6.00	4.18	8.20
6 inch, per dozen	6.64	6.30	4.44	8.70



WAVERLY STOVE BOOTS



	Oval Round	Black Enamel Each	26 Gauge Wav'ly Blue Dozen List	26 Gauge Wav'ly Blue Each List
6 x 6	\$1.70	\$15.08	\$ 1.52
6½ x 6	1.70	16.42	1.64
7 x 6	1.70	16.42	1.64

WAVERLY OVAL TO ROUND ELBOWS

	26 Gauge Waverly Blue Iron Oval Round	List Each
6 inch to 6 inch	\$ 2.44
6½ inch to 6 inch	2.78
7 inch to 6 inch	2.90


Other sizes made to order

On Flat

On Sharp

When ordering, specify whether Elbows are on flat or on sharp.

WAVERLY TWO-PIECE STOVE PIPE ELBOWS



	26 Gauge Waverly Blue List
5 inch, each	\$ 1.28
5½ inch, each	1.40
6 inch, each	1.52

WAVERLY REDUCERS AND INCREASERS

Reducers

4 inches to 3 inches
5½ inches to 5 inches
6 inches to 3 inches
6 inches to 4 inches
6 inches to 5 inches
6 inches to 5½ inches
7 inches to 6 inches

Increases

3 inches to 4 inches
5 inches to 5½ inches
3 inches to 6 inches
4 inches to 6 inches
5 inches to 6 inches
5½ inches to 6 inches
6 inches to 7 inches

26 Gauge Waverly Blue Dozen List	26 Gauge Waverly Blue Each List
\$ 8.30	\$.82
8.30	.82
8.30	.82
8.30	.82
8.30	.82
8.30	.82
8.30	.82

Smaller than 5 inch same price as 5 inch.



Reducer



Increaser

WAVERLY STOVE PIPE FITTINGS

WAVERLY RANGE HEADERS OR DRUM ELBOWS

Do not use a poorly made Drum Elbow; it may ruin the sale of your line of Ranges in a neighborhood. Use the BEST. Size marked on each Header.

THREE HEIGHTS AS FOLLOWS

Extra Long



9 inches under collar

Regular



3 inches under collar

Extra Low



1 inch under collar

Unless otherwise stated we send Regular Height Range Headers

ONE DOZEN IN CARTON

In ordering, state the strap measure of collar on range unless it is standard

Size of Oval	Standard Strap Measure	Size of Lead off	Total Height	26 Gauge Waverly Polished List	24 Gauge Waverly Blue List	26 Gauge Waverly Blue List	28 Gauge Even Color List	26 Gauge Wellsville Polished List
6 x	19 in.	6, 5½ or 5	6½ or 7½ or 9¼	Per dozen \$11.90	Per dozen \$13.70	\$11.28	\$ 9.88	\$13.96
6½ x	20½ in.	6, 5½ or 5	7½ or 9¼	Per dozen 14.18	Per dozen 16.22	13.40	12.00	16.70
7 x	22 in.	6, 5½ or 5	7½ or 9¼	Per dozen 14.18	Per dozen 16.22	13.40	12.00	16.70
Headers with long (9 in.) Throat Extra				2.38	3.00	2.38	1.52	2.84

WAVERLY SHEET IRON THIMBLES

Diameter	Length	Common Iron Per Dozen List	Galvanized Iron Per Dozen List	Diameter	Length	Common Iron Per Dozen List	Galvanized Iron Per Dozen List
5 inch	4 inch	2.36		5 inch	8 inch	3.88	
5½ inch	4 inch	2.56		5½ inch	8 inch	4.34	
6 inch	4 inch	2.56	\$ 3.86	6 inch	8 inch	4.34	\$ 5.66
7 inch	4 inch		4.30	7 inch	8 inch		6.78
8 inch	4 inch		4.98	8 inch	8 inch		8.80
9 inch	4 inch		5.40	9 inch	8 inch		9.60
10 inch	4 inch		5.90	10 inch	8 inch		10.00
12 inch	4 inch		6.40	12 inch	8 inch		11.40

Smaller than 6 inch same as 5 inch. Special sizes made to order.

STOVE PIPE ANNEALED WIRE BLACK OR GALVANIZED



COMMON FLUE STOPPERS

Flat for Papering



To cover Flue Holes from 5 to 7 inches in diameter. Just the kind to paper over.

List Per dozen \$1.60
Per gross 16.00

CROWN FLUE STOPPERS


Brass Finish



Diameter 8 3-16 inches
1 Dozen in Box

List Per gross \$20.00
Per dozen 2.00


JAPPANED PIPE COLLARS



Size	List Gross	List Dozen
3 inch	\$12.30	\$ 1.30
4 inch	14.40	1.50
4½ inch	16.00	1.64
5 inch	17.00	1.72
5½ inch	18.40	1.84
6 inch	19.80	1.96
7 inch	27.60	2.96
8 inch	43.36	4.30

EXTRA WIDE FLANGE

Without Fasteners



Size	Each List	Dozen List
3 in..	\$.20	\$1.90
4 in..	.20	1.96
5 in..	.40	3.82
6 in..	.40	3.82

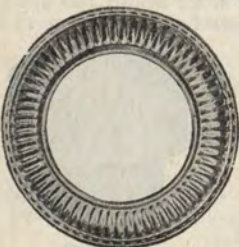
REDUCERS AND INCREASERS



Size	Waverly Black Enamel Each	Waverly Gray Enamel Each	Waverly Keystone Polished Each	Waverly Galvanized Each
4 to 3 in. reducer	\$1.20	\$1.60	\$0.82	\$0.82
3 to 4 in. increaser	1.20	1.60	.82	.82
3 to 6 in. increaser	1.20	1.60	.82	.82
4 to 6 in. increaser	1.20	1.60	.82	.82

CROWN PIPE COLLARS

Imitation Brass



Size	List Gross	List Dozen
3 inch..	\$ 8.00	\$ 0.80
4 inch..	9.00	.90
4½ inch..	11.00	1.10
5 inch..	12.00	1.20
5½ inch..	14.00	1.40
6 inch..	15.00	1.50
7 inch..	18.00	1.80
8 inch..	36.00	3.60
9 inch..	48.00	4.80
10 inch..	56.00	5.60

EXTRA WIDE FLANGE

With Fasteners



Size	Each List	Dozen List
3 inch	\$0.40	\$ 3.82
4 inch40	3.82

FLUE HOLE PLUGS

3 Inches Long



Size of Flue Hole	Waverly Black Enamel Each	Waverly Gray Enamel Each	Waverly Keystone Polished Each	Waverly Galvanized Each
3 inches			\$0.66	\$0.66
4 inches66	.66
5 inches	\$1.10	\$1.40	.66	.80
6 inches	1.10	1.40	.66	.88

WAVERLY GAS FLUE FITTINGS

(See page 91 for enameled pipe & fittings.)

WAVERLY GAS FLUE PIPE FULL LENGTH, 24 INCHES

Size	Waverly Black Enamel	Waverly Gray Enamel	Waverly Keystone Polished 26 Gauge	Even Color 26 Gauge	Even Color 28 Gauge	Waverly Galvanized 26 Gauge
2 in.	\$0.50	\$0.66	\$0.46	\$0.44	\$0.38	\$0.56
2½ in.	.50	.66	.46	.44	.38	.56
3 in.	.50	.66	.46	.44	.38	.56
4 in.	.52	.70	.46	.44	.38	.60
5 in.	.62	.84	.54	.46	.40	.68
6 in.	.64	.86	.60	.50	.44	.76

Full Length

HALF LENGTH, 12 INCHES

Size	Waverly Black Enamel	Waverly Gray Enamel	Waverly Keystone Polished 26 Gauge	Even Color 26 Gauge	Even Color 28 Gauge	Waverly Galvanized 26 Gauge
2 in.	\$0.30	\$0.38	\$0.26	\$0.26	\$0.22	\$0.32
2½ in.	.30	.38	.26	.26	.22	.32
3 in.	.30	.38	.26	.26	.22	.32
4 in.	.30	.40	.26	.26	.22	.32
5 in.	.36	.46	.30	.28	.26	.34
6 in.	.38	.48	.34	.32	.28	.38

Half Length

QUARTER LENGTH, 6 INCHES

Size	Waverly Black Enamel	Waverly Gray Enamel	Waverly Keystone Polished 26 Gauge	Even Color 26 Gauge	Even Color 28 Gauge	Waverly Galvanized 26 Gauge
2 in.	\$0.20	\$0.26	\$0.16	\$0.16	\$0.14	\$0.20
2½ in.	.20	.26	.16	.16	.14	.20
3 in.	.20	.26	.16	.16	.14	.20
4 in.	.24	.32	.16	.16	.14	.20
5 in.	.28	.34	.18	.16	.16	.20
6 in.	.30	.36	.18	.18	.16	.20

Quarter Length

GAS FLUE TAPER PIPE

FULL LENGTH, 24 INCHES

Size	Waverly Black Enamel	Waverly Gray Enamel	Waverly Keystone Polished 26 Gauge	Even Color 28 Gauge	Waverly Galvanized 26 Gauge	
4 to 3		\$0.72	\$0.96	\$0.54	\$0.38	\$0.70
5½ to 5, 4 or 4½	.72	.96	.66	.48	.70	
6 to 5½ or 5	.72	.96	.68	.48	.80	
6½ to 6, 5½ or 5	.72	.96	.82	.56	.84	

Full Length

HALF LENGTH, 12 INCHES

Size	Waverly Black Enamel	Waverly Gray Enamel	Waverly Keystone Polished 26 Gauge	Even Color 28 Gauge	Waverly Galvanized 26 Gauge
4 in. to 3 in.	\$0.40	\$0.50	\$0.34	\$0.26	\$0.40

Half Length

Other sizes carried in stock. Prices on application

WAVERLY TEES

Size	Waverly Black Enamel Each	Waverly Gray Enamel Each	Waverly Keystone Polished Each	Waverly Galvanized Each
3x3x3	\$1.30	\$1.74	\$1.10	\$1.30
4x4x3	1.30	1.74	1.10	1.30
4x4x4	1.30	1.74	1.10	1.30
6x6x3	1.60	2.14	1.34	2.36
6x6x4	1.60	2.14	1.34	2.36
6x6x6	1.60	2.14	1.34	2.36

First and second figures indicate the run
Third figure indicates size of branch.

WAVERLY FLANGED COLLARS 4 Inches Long

Size	Waverly Black Enamel Each	Waverly Gray Enamel Each	Waverly Keystone Polished Each	Waverly Galvanized Each
3 & 4 in.	\$0.50	\$0.68	\$0.46	\$0.46
4½ & 5 in.	.50	.68	.46	.46
5½ & 6 in.	.70	.94	.62	.62

3 in. made to tee on to 3 in. and 6 in. pipe.
4 in. made to tee on to 4 in. and 6 in. pipe.
6 in. made to tee on to 6 in. pipe.



WAVERLY ADJUSTABLE ELBOWS Four-Piece

Size	Waverly Keystone Polished 26 Gauge Dozen	Even Color 26 Gauge Dozen	Even Color 28 Gauge Dozen	Waverly Galvanized Dozen
2 in.	\$5.40	\$5.04	\$3.44	\$3.16
2½ in.	5.40	5.04	3.44	3.16
3 in.	5.40	5.04	3.70	4.96
4 in.	5.40	5.12	3.94	5.22
5 in.	6.16	5.86	4.18	6.28
6 in.	6.64	6.30	4.44	7.30



For Enamel use Two 45 Degree Angle Elbows.

WAVERLY GAS FLUE ELBOWS

No. 1 Elbows Bulged and with Rounding Seams. Very Strong. No. 2 Elbows Not Bulged.



Waverly No. 1 Bulged



Waverly No. 2 Not Bulged

Size	No. 1 Waverly Black Enamel Each	No. 1 Waverly Keystone Polished 26 Gauge Each	No. 1 Waverly Blue 26 Gauge Each	No. 2 Even Color 28 Gauge Each	No. 2 Waverly Black Enamel Each	No. 2 Waverly Gray Enamel Each
	2 in.				\$0.28	\$0.56
2½ in.				.28	.56	.74
3 in.				.28	.56	.74
4 in.				.28	.60	.80
5 in.	\$0.96	\$0.52	\$0.48	.32	.70	.94
6 in.	1.00	.56	.52	.37	.70	.94

WAVERLY ANGLE ELBOWS 30 or 45 Degree



REDUCING ELBOWS



Size	Waverly Black Enamel Each	Waverly Gray Enamel Each	Waverly Keystone Polished Each	Waverly Galvanized Each
4 to 3 in.	\$1.15	\$1.40	\$1.05	\$1.10
	2.30	2.80	2.10	2.20

Size 4 to 3 in.

REGULAR DRAFT BREAKERS

For Hot Water Heaters and Stoves. Prevent back draft from blowing out burners.



Size	Waverly Black Enamel Each	Waverly Keystone Polished Each
3 in.	\$3.86	\$2.76
4 in.	3.86	2.76
5 in.	4.56	3.24
6 in.	4.56	3.24

BOSTON STYLE DRAFT BREAKERS

For Hot Water Heaters and Stoves. Prevent back draft from blowing out burners.



Size	Waverly Black Enamel Each	Waverly Keystone Polished Each
3 in.	\$5.00	\$3.70
4 in.	5.00	3.70
5 in.	6.00	4.40
6 in.	6.00	4.40

Prices of other sizes and quantities upon application.

WAVERLY HEADERS With Back Outlet



Size	Waverly Black Enamel Each	Waverly Gray Enamel Each	Waverly Keystone Polished Each	Waverly Galvanized Each
4x3	\$1.60	\$2.00		
6x6	1.60	2.00		
Size	Waverly Keystone Polished Each	Waverly Galvanized Each		
4x3	\$1.20	\$1.20		
6x6	1.20	1.20		

Other sizes carried in stock. Price on application.

WAVERLY HEADERS With Side Outlet



Size	Waverly Black Enamel	Waverly Gray Enamel	Waverly Keystone Polished	Waverly Galvanized
4x3	\$1.70	\$2.00		
Size	Waverly Keystone Polished	Waverly Galvanized		
4x3	\$1.50	\$1.50		

FURNACE FITTINGS

Made of 1X Bright Tin Plate


WAVERLY ROUND TIN HOT-AIR PIPE

Made Complete



Size of Pipe	Asbestos Covered List	
	Plain List	Covered List
6 in., per foot	\$0.42	\$0.62
7 in., per foot	.42	.62
8 in., per foot	.44	.64
9 in., per foot	.48	.74
10 in., per foot	.58	.82
12 in., per foot	.78	1.28
14 in., per foot	1.18	1.68
16 in., per foot	1.48	1.98
18 in., per foot	1.82	2.46
20 in., per foot	2.14	2.88
24 in., per foot	2.58	3.50

Nested



Joints 20 inches long		List
6 in., per foot	\$0.40	\$0.40
7 in., per foot	.40	.40
8 in., per foot	.42	.42
9 in., per foot	.46	.46
10 in., per foot	.56	.56
12 in., per foot	.76	.76
14 in., per foot	1.16	1.16
16 in., per foot	1.46	1.46
18 in., per foot	1.80	1.80
20 in., per foot	2.12	2.12
24 in., per foot	2.56	2.56

Pipe shipped in five foot lengths unless othered otherwise.

WAVERLY FOUR-PIECE ADJUSTABLE TIN ELBOW



Size	Less than 12 of a size Each, List	12 or more of one size Each, List
	6 inch.....	\$ 0.66
7 inch.....	.76	8.20
8 inch.....	.88	9.60
9 inch.....	1.00	11.00
10 inch.....	1.16	12.60
12 inch.....	1.66	18.10
14 inch, made of XX Tin	2.58	
16 inch, made of XX Tin	3.24	
18 inch, made of XX Tin	3.88	
20 inch, made of XX Tin	5.40	
24 inch, made of XX Tin	7.18	

WAVERLY OVAL HOT-AIR PIPE

Made Complete



Size of Pipe	Thickness of Partition	Width of Pipe	Per Foot List	Asbestos Covered List		1X Tin Plain List
				Asbestos Covered List	1X Tin Plain List	
6 in., oveled to 3 in. x 7½ in.			\$0.44	\$0.64	\$0.42	
7 in., oveled to 3 in. x 9 in.			.46	.66	.44	
8 in., oveled to 3 in. x 10½ in.			.48	.68	.46	
9 in., oveled to 3 in. x 12 in.			.50	.70	.48	
10 in., oveled to 3 in. x 13½ in.			.62	.88	.60	
12 in., oveled to 3 in. x 16½ in.			.82	1.08	.80	
6 in., oveled to 4 in. x 7 in.			.44	.64	.42	
7 in., oveled to 4 in. x 8½ in.			.46	.66	.44	
8 in., oveled to 4 in. x 10 in.			.48	.68	.46	
9 in., oveled to 4 in. x 11½ in.			.50	.70	.48	
10 in., oveled to 4 in. x 13 in.			.62	.88	.60	
12 in., oveled to 4 in. x 16 in.			.82	1.08	.80	

Nested



Pipe shipped in five foot lengths unless ordered otherwise. Unless otherwise stated we send plain pipe.

45 DEGREE TWO-PIECE ANGLE TIN ELBOW

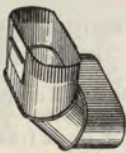
Size	Each List	Dozen List
6 inch.....	\$.54	\$ 6.02
7 inch.....	.60	6.56
8 inch.....	.66	7.38
9 inch.....	.78	8.70
10 inch.....	.88	9.84
12 inch.....	1.20	13.14



WAVERLY 30 DEGREE TWO-PIECE ANGLE TIN ELBOW

Same price as 45-Degree Two-Piece Angle Tin Elbow.

WAVERLY OVAL HOT-AIR ELBOW



On Flat



On Sharp

Size of Pipe	Thickness of Partition	Width of Pipe	On Flat Each, List		On Sharp Each, List
			On Flat Each, List	On Sharp Each, List	
6 inches, oveled to 3 inches x 7½ inches			\$ 1.58	1.62	1.62
7 inches, oveled to 3 inches x 9 inches			1.76	1.98	1.98
8 inches, oveled to 3 inches x 10½ inches			1.94	2.28	2.28
9 inches, oveled to 3 inches x 12 inches			2.12	2.58	2.58
10 inches, oveled to 3 inches x 13½ inches			2.28	2.64	2.64
6 inches, oveled to 4 inches x 7 inches			1.58	1.62	1.62
7 inches, oveled to 4 inches x 8½ inches			1.76	1.98	1.98
8 inches, oveled to 4 inches x 10 inches			1.94	2.28	2.28
9 inches, oveled to 4 inches x 11½ inches			2.12	2.58	2.58
10 inches, oveled to 4 inches x 13 inches			2.28	2.64	2.64

In ordering state always whether oval elbow is on flat or sharp. All sizes Oval Elbows and Angles made to order.

WAVERLY TIN REDUCING ELBOW

Size	Each List
7 to 6 inches	\$ 1.58
8 to 7 inches	1.70
9 to 8 inches	1.90



WAVERLY BOOT FOR OVAL HOT-AIR PIPE

Made especially to connect the round cellar pipes with oval partition pipes. All sizes made with collars three inches long.



Center Boot



Flat Back Boot



Offset Boot

For 3 and 4-inch Partitions. To fit pipe oveled to 3 and 4 inches.

WAVERLY 45 DEGREE OVAL TWO-PIECE TIN ELBOW

Flat or Sharp



Size	Each List
7 inch.....	1.16
8 inch.....	1.30
9 inch.....	1.40
10 inch.....	1.52

In ordering state always whether oval elbow is on flat or sharp.

Diameter of Collar	Top of Boot	Regular Center Boot Each, List	Flat Back Boot Each, List	Offset Boot Each, List
		6 inches	6 inches	\$ 2.12
6 inches	7 inches	2.38	2.64	2.76
7 inches	7 inches	2.38	2.64	2.76
7 inches	8 inches	2.58	2.90	2.90
8 inches	8 inches	2.58	2.90	2.90
8 inches	9 inches	2.90	3.04	3.30
9 inches	9 inches	2.90	3.04	3.30
10 inches	10 inches	3.30	3.30	3.70

FURNACE PIPE AND FITTINGS

WAVERLY FLOOR REGISTER BOX

(4 INCHES DEEP)



	With Collar 6 1/2 inches long		Without Collar	
	Less than 12 of a size each List	12 or more of one size per dozen List	Less than 12 of a size each List	12 or more of one size per dozen List
6 x 8 inches.....	\$ 1.32	\$14.38	\$ 0.72	\$ 8.08
6 x 10 inches.....	1.40	15.22	.82	9.12
7 x 10 inches.....	1.60	17.56	.94	10.18
8 x 8 inches.....	1.60	17.56	.94	10.18
8 x 10 inches.....	1.68	18.26	.94	10.18
8 x 12 inches.....	1.72	18.96	1.00	10.90
9 x 12 inches.....	1.98	21.78	1.16	12.66
9 x 13 inches.....	1.98	21.78	1.16	12.66
9 x 14 inches.....	1.98	21.78	1.16	12.66
10 x 12 inches.....	2.04	22.10	1.22	13.00
10 x 14 inches.....	2.04	22.10	1.22	13.00
12 x 14 inches.....	2.34	25.28	1.34	14.74
12 x 15 inches.....	2.34	25.28	1.34	14.74
12 x 17 inches.....	2.72	32.42	1.60	17.56
14 x 16 inches.....	2.72	32.42	1.60	17.56
14 x 20 inches.....	3.34	36.16	2.20	23.88
16 x 20 inches.....	3.96	42.84	2.78	30.20

In ordering state size of collar wanted. We do not attach collars unless ordered to do so. Odd sizes made to order.

WAVERLY OVAL TIN HEADER



Bottom Header



Top Header

Diameter of Pipe	Thickness of Partition oveled to	Bottom Header Price with Collar Each List	Top Header	Top Header
			2 Collars & Division Plate, Each List	with 1 Collar Each List
6 inches, 3 inches x 7 1/2 inches		\$1.98	\$2.78	\$1.88
7 inches, 3 inches x 9 inches		2.12	2.90	1.98
8 inches, 3 inches x 10 1/2 inches		2.24	3.04	2.12
9 inches, 3 inches x 12 inches		2.64	3.44	2.50
10 inches, 3 inches x 13 1/2 inches		2.92	3.56	2.64
6 inches, 4 inches x 7 inches		1.98	2.78	1.88
7 inches, 4 inches x 8 1/2 inches		2.12	2.90	1.98
8 inches, 4 inches x 10 inches		2.24	3.04	2.12
9 inches, 4 inches x 11 1/2 inches		2.64	3.44	2.50
10 inches, 4 inches x 13 inches		2.92	3.56	2.64

In ordering, state size of round collars.

WAVERLY OVAL COMBINATION HEADER AND REGISTER BOX



WAVERLY DEEP, SIDE AND END REGISTER BOXES

9 1/2 INCHES DEEP



Deep



Side



End

	Each List
6 x 8 inches.....	\$ 1.98
6 x 10 inches.....	2.10
7 x 10 inches.....	2.24
8 x 10 inches.....	2.38
8 x 12 inches.....	2.50
9 x 12 inches.....	2.64
10 x 12 inches.....	2.70
10 x 14 inches.....	2.78

Boxes to fit special side-wall registers same price as deep register boxes.

Size of Pipe	Thickness of Partition	Size of Register Box	With two Collars and Division Plate Each List	With one Collar Each List
6 inches, oveled to 3 inches x 7 1/2 inches, 6 x 8		6 x 8	\$ 3.08	\$2.20
6 inches, oveled to 3 inches x 7 1/2 inches, 6 x 10		6 x 10	3.08	2.20
7 inches, oveled to 3 inches x 9 inches, 7 x 10		7 x 10	3.26	2.38
7 inches, oveled to 3 inches x 9 inches, 8 x 10		8 x 10	3.26	2.38
8 inches, oveled to 3 inches x 10 1/2 inches, 8 x 10		8 x 10	3.38	2.50
8 inches, oveled to 3 inches x 10 1/2 inches, 8 x 12		8 x 12	3.38	2.50
9 inches, oveled to 3 inches x 12 inches, 8 x 12		8 x 12	3.66	2.78
9 inches, oveled to 3 inches x 12 inches, 9 x 12		9 x 12	3.66	2.78
10 inches, oveled to 3 inches x 13 1/2 inches, 9 x 12		9 x 12	3.92	3.04
10 inches, oveled to 3 inches x 13 1/2 inches, 10 x 12		10 x 12	3.92	3.04
6 inches, oveled to 4 inches x 7 inches, 6 x 8		6 x 8	3.08	2.20
6 inches, oveled to 4 inches x 7 inches, 7 x 10		7 x 10	3.08	2.20
7 inches, oveled to 4 inches x 8 1/2 inches, 7 x 10		7 x 10	3.26	2.38
7 inches, oveled to 4 inches x 8 1/2 inches, 8 x 10		8 x 10	3.26	2.38
8 inches, oveled to 4 inches x 10 inches, 8 x 10		8 x 10	3.38	2.50
8 inches, oveled to 4 inches x 10 inches, 8 x 12		8 x 12	3.38	2.50
9 inches, oveled to 4 inches x 11 1/2 inches, 8 x 12		8 x 12	3.66	2.78
9 inches, oveled to 4 inches x 11 1/2 inches, 9 x 12		9 x 12	3.66	2.78
10 inches, oveled to 4 inches x 13 inches, 9 x 12		9 x 12	3.92	3.04
10 inches, oveled to 4 inches x 13 inches, 10 x 12		10 x 12	3.92	3.04

Other combinations made to order. Extra price.

WAVERLY COLLAR FOR DEEP, SIDE AND END REGISTER BOX (Flanged)

	Round Each	*Oval Each
6 inch.....	\$ 0.62	\$ 0.78
7 inch.....	.62	.78
8 inch.....	.78	.90
9 inch.....	.86	1.00
10 inch.....	1.06	1.22
12 inch.....	1.24	1.44



In ordering state whether pipe is round or oval; unless otherwise stated we send round. *In ordering oval, state whether for 3 or 4 inch partitions.

WAVERLY ROUND TIN HEADER



	List Price 2 Collars
6 inches, 13 inches long, each.....	\$ 2.78
7 inches, 13 inches long, each.....	2.90
8 inches, 13 inches long, each.....	3.04
9 inches, 13 inches long, each.....	3.30

In ordering, state size of round collars.

WAVERLY TIN REDUCERS

	List
7 to 6 inches, each.....	\$ 1.38
8 to 7 inches, each.....	1.58
9 to 8 inches, each.....	1.90
10 to 9 inches, each.....	2.26

We fit out furnace jobs complete when plans or specifications are sent us

Waverly Galvanized Flue Fittings for Furnaces and Hot Water Boilers

When galvanized pipe and elbows are ordered, we send 24 gauge unless otherwise stated

WAVERLY GALVANIZED STEEL PIPE FULL LENGTH 24 INCHES LONG

	MADE COMPLETE		NESTED	
	24 Gauge Galv. Steel List	26 Gauge Galv. Steel List	24 Gauge Galv. Steel List	26 Gauge Galv. Steel List
3 inch, per foot	\$.26	\$.26	\$.24	\$.24
4 inch, per foot	.28	.28	.26	.26
5 inch, per foot	.40	.32	.38	.30
5½ inch, per foot	.42	.34	.40	.32
6 inch, per foot	.46	.36	.44	.34
7 inch, per foot	.52	.40	.50	.38
8 inch, per foot	.60	.48	.58	.46
9 inch, per foot	.66	.54	.64	.52
10 inch, per foot	.74	.60	.72	.58
12 inch, per foot	.88	.76	.86	.74
14 inch, per foot	1.10		1.06	
16 inch, per foot	1.34		1.30	
18 inch, per foot	1.60		1.56	
20 inch, per foot	2.00		1.96	
22 inch, per foot	2.50		2.46	
24 inch, per foot	3.00		2.96	
26 inch, per foot	3.48		3.44	



Showing the way the Groove is formed. Note the projection in Groove which prevents any possibility of its opening after being closed. Joints beaded 2½ inches from small end.

WAVERLY GALVANIZED SMOKE PIPE ELBOW

Rounding Seams Strong enough to be Ovalled.

	Less than 12 of a size List, Each		12 or more 1 size List, per Doz.	
	3 inch, 26 gauge steel	\$.46	\$ 4.96	
4 inch, 26 gauge steel	.52	5.22		
4½ inch, 26 gauge steel	.58	5.94		
5 inch, 26 gauge steel	.62	6.28		
5½ inch, 26 gauge steel	.68	6.82		
6 inch, 26 gauge steel	.72	7.30		
6 inch, 24 gauge steel	.82	8.20		
7 inch, 26 gauge steel	.82	8.26		
7 inch, 24 gauge steel	.98	9.76		
8 inch, 24 gauge steel	1.12	11.28		
9 inch, 24 gauge steel	1.34	13.48		
10 inch, 24 gauge steel	1.82	18.22		
12 inch, 24 gauge steel	2.84	28.40		
14 inch, 24 gauge steel	5.12			
16 inch, 24 gauge steel	5.50			
18 inch, 24 gauge steel	5.80			
20 inch, 22 gauge steel	6.30			
22 inch, 22 gauge steel	6.70			
24 inch, 22 gauge steel	7.20			
26 inch, 22 gauge steel	7.60			



We ship regular elbows unless adjustable are specified.

WAVERLY GALVANIZED REDUCING ELBOW 24 Gauge Steel

	List
7 inch to 6 inch, each	\$ 2.26
8 inch to 7 inch, each	2.68
9 inch to 7 inch, each	3.26
9 inch to 8 inch, each	3.26
10 inch to 9 inch, each	3.76
12 inch to 5 inch, each	4.80



WAVERLY 45° TWO-PIECE GALVANIZED STEEL ANGLE ELBOW

	24 Gauge Toncan		24 Gauge Steel	
	Each List	Doz. List	Each List	Doz. List
5 inch....	\$0.66	\$ 6.50		\$6.20
5½ inch....	.66	6.50		6.84
6 inch....	1.08	11.80	\$.64	7.14
7 inch....	1.24	13.70	.76	8.16
8 inch....	1.36	15.00	.84	9.04
9 inch....	1.54	17.00	.96	10.30
10 inch....	1.90	20.80	1.16	12.62
12 inch....	2.40	26.40	2.44	26.00



30 DEGREE TWO-PIECE GALVANIZED ANGLE ELBOW
Same Price as 45 Degree Two-Piece Galvanized Angle Elbow.

WAVERLY GALVANIZED TONCAN METAL PIPE FULL LENGTH, 24 INCHES LONG

	24 Gauge List
6 inch, per foot	\$.76
7 inch, per foot	.86
8 inch, per foot	1.00
9 inch, per foot	1.10
10 inch, per foot	1.30
12 inch, per foot	1.52

WAVERLY GALVANIZED TONCAN METAL SMOKE PIPE ELBOW

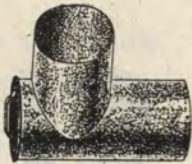
	Less than 12 or 12 of a size List, Each		12 or more 1 size List, per Doz.	
	6 inch, 24 ga., Toncan Metal	\$1.10	\$12.00	
7 inch, 24 ga., Toncan Metal	1.28	14.00		
8 inch, 24 ga., Toncan Metal	1.46	16.00		
9 inch, 24 ga., Toncan Metal	1.82	20.00		
10 inch, 24 ga., Toncan Metal	2.18	24.00		
12 inch, 24 ga., Toncan Metal	6.10	60.00		



We ship regular elbows unless adjustable are specified.

GALVANIZED FURNACE TEE

	With Cap List	Less Cap List
6 inch, each	\$ 2.58	\$ 2.32
7 inch, each	2.78	2.50
8 inch, each	3.20	2.88
9 inch, each	3.52	3.16



PLAIN GALVANIZED TEE



	List Each
6 inch....	\$ 2.36
7 inch....	2.50
8 inch....	2.88
9 inch....	3.16

GALVANIZED CAP Does Cap fit inside or outside?



	Each List	Doz. List
5 inch....	\$.40	
6 inch....	.44	
7 inch....	.56	
8 inch....	.66	
9 inch....	.78	
10 inch....	.88	
12 inch....	1.00	

GALVANIZED SMOKE PIPE REDUCER



	Each List	Doz. List
6 inch to 5 inch	\$.94	\$ 9.30
7 inch to 6 inch	1.12	11.18
8 inch to 7 inch	1.38	15.12
9 inch to 8 inch	1.88	18.62

Galvanized Increases same price as above.

WAVERLY FLANGED CASING COLLARS

State whether for flat or cone top casing.



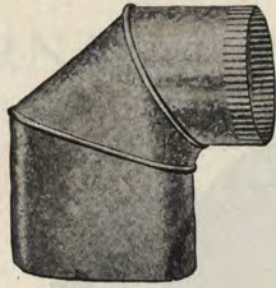
	Each List	Doz. List
Flat Top Collar 6 inch	\$.62	\$ 6.40
7 inch	.62	6.40
8 inch	.78	7.66
9 inch	.92	8.96
10 inch	1.08	11.50
12 inch	1.54	16.64
Cone Top Collar 14 inch	2.34	23.00

Special Goods in Galvanized Iron, Tin, Copper, or Brass, made up to order from sketch.


We specialize in the manufacture of fittings for steam and hot water boilers



On Flat



On Sharp



OVAL GALVANIZED HEADERS

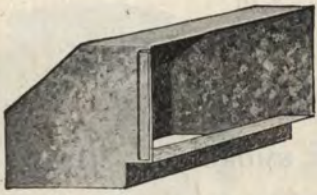
For Heating Boilers

Galvanized Oval to Round Elbows for Steam and Water Boilers
Always state whether on Flat or on Sharp

	List, Each
8 x 7 inches	\$2.64
8 x 8 inches	2.64
9 x 8 inches	3.02

	List, Each
8 x 7 inches	\$2.06
8 x 8 inches	2.06
9 x 8 inches	2.44
10 x 9 inches	2.82

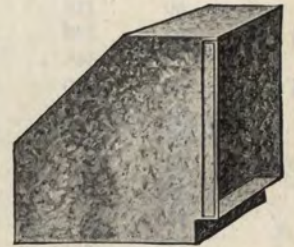
When ordering Galvanized Headers or Oval Elbows give exact circumference of collar of Heater and either width or length of oval smoke collar.



SQUARE ELBOW ON FLAT



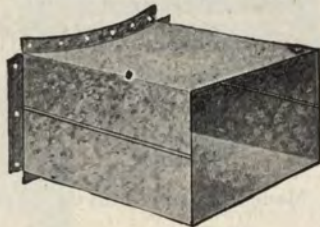
SQUARE PIPE, VENTILATING PIPE AND SPECIAL SHEET IRON FITTINGS MADE TO ORDER. PRICES ON APPLICATION



SQUARE ELBOW ON SHARP

GALVANIZED COLD-AIR NECK

Made to Fit All Sizes Furnace Casings.




12 Inches Long Size of Opening	List, Each
10 x 17	\$4.62
10 x 18	4.86
10 x 19	5.10
10 x 21	5.56
14 x 25	6.84

When ordering always give diameter of furnace casing.



HEADER BREECHES

WARRANTED 1/2 x 1/2 SOLDER



Prices upon Application.



REGULAR BREECHES

IX TIN PLATE
Bright Coke Plates

Size	Per box of 112 sheets.
20 x 20	
20 x 23	
20 x 26	
20 x 29 1/2	Prices upon Application
20 x 32 1/2	
20 x 39	

GALVANIZED SHEETS

Gauge	Size
24	24 x 84
	24 x 96
	30 x 96
	36 x 96
26	24 x 84
	24 x 96

Prices upon Application

BLUE COLOR
STEEL SHEETS

Oiled only in Stock

Gauge	Size
24	24 x 101
26	24 x 101
28	24 x 101

Prices upon Application



REGULAR Y


In Ordering Breeches, Tees, Y's and Special Fittings send Sketches and give sizes of each of the ends, marking whether they are Large or Small Ends.

PRICES QUOTED ON APPLICATION



THREE WAY Y

GRISWOLD AMERICAN DAMPER




Reversible Plate Steel Spindle
Nickel Handle and Ferrule

Inches	Packed in Doz.	Gross Wt. Bbls. Lbs.	Per Doz. List
3	100	335	\$ 2.60
4	60	315	2.80
4½	60	330	3.00
5	50	345	3.00
5½	50	410	3.30
6	48	420	3.50
7	35	465	5.00
8	25	455	8.00
9	18	455	12.00
10	16	490	15.00
11	12	500	16.50
12	10	450	18.00

Note: Sizes 8 in. to 18 in. extra heavy for furnaces. 10 in. to 18 in. do not have reversible plates. All sizes furnished with solid plates if ordered. Can furnish wood handle when ordered from foundry, but we recommend the Nickel Coil Handle.

GRISWOLD AMERICAN DAMPER
FURNACE SIZES



Cast Spindle, Iron Japanned Handle,
Nickel Ferrule and Spring

Inch	Packed in Doz.	Gross Wt. Bbls. Lbs.	Per Doz. List
14	7	460	\$22.00
15	6	470	26.00
16	5	430	30.00
18	4	525	55.00

These large sizes are furnished with solid plates only when ordered

UNCLE SAM STEEL DAMPERS,



For Hot-Air Pipe

	Per Doz. List		Per Doz. List
6 inch	\$1.15	10 inch	\$2.80
7 inch	1.60	12 inch	3.50
8 inch	2.20	14 inch	5.00
9 inch	2.60		

YANKEE SMOKEPIPE DAMPERS

Steel — Therefore Unbreakable



Made from extra heavy steel

YANKEE STEEL DAMPERS



For Hot-Air Pipe

	Per Doz. List		Per Doz. List
6 inch	\$1.15	10 inch	\$2.80
7 inch	1.60	12 inch	3.50
8 inch	2.20	14 inch	5.00
9 inch	2.60		

	Per Doz. List		Per Doz. List
3 inch	\$0.85	7 inch	\$1.60
4 inch	.85	8 inch	2.20
4½ inch	.85	9 inch	3.00
5 inch	1.00	10 inch	3.75
5½ inch	1.10	12 inch	4.50
6 inch	1.15		

"AMERICAN" OVAL DAMPER



With Non-Breakable One Piece Steel Spindle
This Pattern is used in Oval Pipe

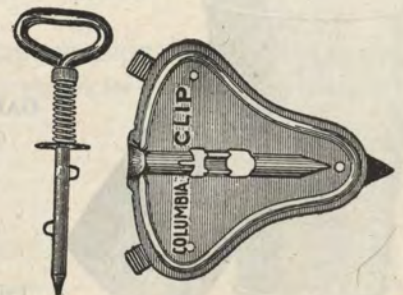

Size Inches	Dimensions of Plate, Inches	Per Doz. List
4	4½ x 2	\$ 3.00
5½	6½ x 3½	3.50
6	6½ x 3½	4.00
7	7½ x 3½	6.00
8	8½ x 3½	9.00

COLUMBIA DAMPER CLIPS

(Rivetless)

(Rivetless)

AMERICAN DAMPER CLIP
Steel Spindle, Nickel Handle and Ferrule



	Clips Only Per Doz. List	With Tail Piece Per Doz. List
No. 1	\$ 3.00	\$ 3.50
No. 2	3.50	4.00

	List
Clips Only, Per Dozen	\$2.60
Tail Pieces, Per Dozen	.60

FURNACE CHECK DAMPERS

READ DAMPER



Each List

6 inch	\$2.00
7 inch	2.50
8 inch	3.00
9 inch	4.50


GLENWOOD FURNACE DAMPERS



Each List

5 1/2 inch	\$3.60
6 inch	3.60
7 inch	4.80
8 inch	6.00
9 inch	7.20

RICHARDSON & BOYNTON DAMPERS




Damper Open

Each List

4 1/2 inch	\$1.04
5 inch	1.14
5 1/2 inch	1.24
6 inch	1.36
7 inch	1.56
8 inch	2.40
9 inch	2.60
10 inch	2.70
12 inch	6.00

With long lever, extra 20c.

WALKER FURNACE DAMPER



Each List

5 inch	\$3.76
5 1/2 inch	4.12
6 inch	4.12
7 inch	4.88
8 inch	5.26
9 inch	6.00




HOUSEHOLD DAMPER

Each List

6 inch	\$4.40
7 inch	4.96
8 inch	5.50

BOYNTON REGULATOR



Each List

6 inch	\$2.00
7 inch	2.40
8 inch	2.60
9 inch	2.80
10 inch	4.50
12 inch	5.00

WAVERLY NO. 1 REVERSIBLE DAMPER



WITH OR WITHOUT RATCHET

Each List


6 inch	\$2.20
7 inch	2.50
8 inch	3.50

Damper without collar can be used on end of pipe.



Used on Horizontal Pipe

LAWSON DAMPER




Each List

5 inch	\$3.60
5 1/2 inch	3.60
6 inch	3.60
7 inch	4.00
8 inch	4.80
9 inch	5.60
10 inch	6.00

WAVERLY ECONOMY REVERSIBLE CHECK-DRAFT DAMPER


- A used on a vertical pipe.
- B used on a horizontal pipe.
- C used on end of tee-piece.
- D collar with check piece removed.



List Prices Each Each

9 in.	10 in.
Check complete A or B	\$4.50 \$6.00
End Check C	4.80 7.20

MAGEE DAMPER



BANNER DAMPER

With Ratchet

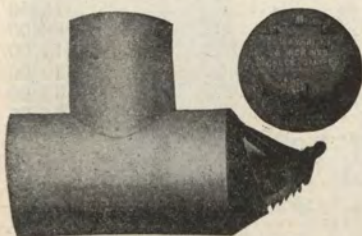


Each List

6 inch	\$1.60
7 inch	1.80
8 inch	2.20

WAVERLY NO. 3 END CHECK DAMPER

Used on end of pipe with or without ratchet.



Size	Each List
6 inch	\$2.00
7 inch	2.50
8 inch	3.00
9 inch	5.00
10 inch	6.00


Each List

6 inch	\$4.50
7 inch	5.00
8 inch	5.50
9 inch	6.00

VENTILATORS AND CHIMNEY TOPS

FENN'S ROTARY VENTILATOR

Best Grade Galvanized Iron, painted.



Each List	Each List
6 inch \$17.25	18 inch \$106.00
8 inch 22.75	21 inch 125.50
10 inch 29.00	24 inch 145.00
12 inch 35.25	30 inch 225.00
15 inch 53.75	

The only Ventilator giving perfect draught at all times and in all places. Substantially made of the very best Galvanized Iron. Ornamental in appearance.

WAVERLY ROTARY VENTILATORS

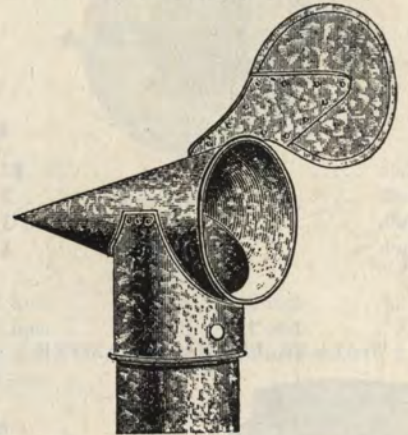


Our Rotary Ventilators are carefully balanced and are provided with ball bearings which require no attention. They always whirl readily and silently. We make them of copper and of galvanized steel.

	Galvanized List	Copper List
6 inch	\$10.40	\$18.30
8 inch	13.96	24.40
10 inch	17.40	30.50
12 inch	20.90	36.50

Prices of other sizes on application.

ESPEY VENTILATOR



Ball Bearings which require no attention.

	List
6 inch	\$ 8.70
8 inch	11.50
10 inch	14.40
12 inch	21.60

WAVERLY REVOLVING CHIMNEY TOPS

Complete

Castings Only



The Centre Pivot Rod made of Wrought Iron.

We supply frames to those who wish to make their own tops.

Complete

Castings only

	List
6 and 7 inch	\$5.00
8 and 9 inch	7.00

	List
6 and 7 inch	\$2.00
8 and 9 inch	2.40

SHANTY CAPS



Made from Galvanized Sheets

	List
3 inch	\$1.20
4 inch	1.20
5 inch	1.40
6 inch	1.60
7 inch	2.10
8 inch	2.60
9 inch	3.04
10 inch	3.44
12 inch	3.84

GALVANIZED CHIMNEY BASES



	24 Gauge List
8 x 8 inch	\$ 5.40
8 x 12 inch	6.96
8 x 16 inch	9.38
12 x 12 inch	10.20
16 x 16 inch	12.76
16 x 20 inch	15.30

For size give inside measures of Chimney Flue. Also diameter of round end.

GLOBE VENTILATOR



2 inch	\$ 1.30
2½ inch	1.30
3 inch	1.96
3½ inch	1.96
4 inch	2.28
4½ inch	2.60
5 inch	3.26
5½ inch	3.70
6 inch	4.42
6½ inch	4.82
7 inch	5.20
8 inch	6.04
9 inch	6.76
10 inch	7.48
12 inch	8.78
14 inch	14.30
15 inch	17.60
16 inch	22.00
17 inch	25.30

18 inch	\$29.70
19 inch	33.00
20 inch	36.30
22 inch	39.60
24 inch	44.00
26 inch	55.00
28 inch	61.60
30 inch	71.50
32 inch	88.00
34 inch	110.00
36 inch	120.00
40 inch	162.00
42 inch	171.00
44 inch	180.00
48 inch	216.00
54 inch	270.00
60 inch	324.00
64 inch	360.00
72 inch	432.00


CHIMNEY FIXTURES

ASH DOORS



Size of Opening	Each List	Per Doz. List
5 x 5	\$ 1.50	\$16.00
6 x 8	1.50	16.00
7 x 9	1.90	22.80
9 x 12	2.60	31.20
10 x 12	3.00	36.00
12 x 15	5.20	62.40
14 x 20	8.00	96.00

BOILER DOORS



Size of Opening	Each List	Per Doz. List
7 x 9	\$ 3.00	\$30.00
9 x 11	4.50	45.00

ASH DUMPS



Outside Dimensions	Each List	Per Doz. List
No. 1, 7 x 10 ins.	\$ 1.00	\$10.00
No. 2, 7 x 16 ins.	2.00	20.00

WAVERLY FLAT ASH DUMPS



Dimensions	List
Size Opening 4½ x 7½, Each	\$ 1.00
Size over all 6½ x 9½, Per doz.	10.00

ATLANTIC DOME FIREPLACE DAMPERS



TWO OPERATING POSITIONS: — The operating spindle, in full lines above, passes through a protecting sleeve — the brick being cut away. A neat face plate covers the opening in the brick work or tiling. If preferred, the operating handle may be located just below the front edge of the damper — as indicated above by dotted lines.

REMOVABLE LID: — A dislodged brick or other cause may necessitate taking out the damper lid — accomplished merely by releasing the cotter pin at either end of the operating connector shown above, without disturbing the masonry or other construction.

NESTING: — may be "nested" or piled at a cost of only 1½ inch each above the first.

CONSTRUCTION: — The frame is a strong, smooth one-piece casting and the lid is also cast. Points liable to breakage are made extra strong. Diagrams and simple instructions for assembling are included in the box of operating parts.

DIMENSIONS

Dimensions Size	Extreme			Base of Dome			List Each
	Front	Back	Depth	Front	Back	Depth	
24 in.	28	23	13	24	19	10	\$10.00
30 in.	34	29	13	30	25	10	12.50
36 in.	40	35½	13	35½	30½	10	15.00
42 in.	46	41	13	41½	36½	10	17.80
48 in.	52	47	13	47½	42½	12½	21.00

FIREPLACE DAMPERS

Extreme Outside Measurements



Dimensions	Each List
9 x 24 inches	.. \$ 4.00
9 x 26 inches	.. 4.90
9 x 28 inches	.. 4.90
9 x 30 inches	.. 5.30
9 x 32 inches	.. 5.50
9 x 34 inches	.. 6.20
9 x 36 inches	.. 6.20
9 x 38 inches	.. 7.00
9 x 42 inches	.. 9.40
9 x 48 inches	.. 11.20
9 x 54 inches	.. 12.40

BOILER GRATES



Per lb.
 Sizes 9 x 11 and 10½ x 13 \$.32

FUNNEL IRONS

(Cast Iron)



Dimensions	Each List	Per Doz. List
5 inch	.. \$ 1.00	\$10.24
5½ inch	.. 1.20	11.94
6 inch	.. 1.30	13.44
7 inch	.. 1.60	16.42

McGUIRE'S STAR THIMBLE



For Partition Wall-Extension 4 in. to 8 in.

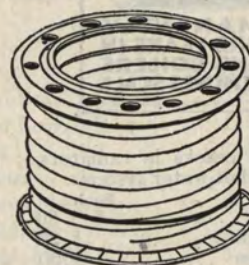
Size of Pipe	Each List	Doz. List	Size of Pipe	Each List	Doz. List
5 in.	\$1.50	\$18.00	7 in.	\$2.00	\$23.40
6 in.	1.70	19.80	8 in.	2.40	28.80

For Floor-Extension 6 in. to 12 in.

Size of Pipe	Each List	Doz. List	Size of Pipe	Each List	Doz. List
5 in.	\$1.70	\$19.80	7 in.	\$2.10	\$25.20
6 in.	1.80	21.60	8 in.	2.60	30.60

O. K. THIMBLE

There is no thimble on the market so easily adjusted. CAN BE PUT IN PLACE IN TWO MINUTES.



For Partition Wall-Extension 4 in. to 7½ in.

Size of Pipe	Each List	Doz. List	Size of Pipe	Each List	Doz. List
5 in.	\$.87	\$10.00	6 in.	\$.94	\$11.00
5½ in.	.94	10.50	7 in.	1.15	13.00

For Floor-Extension 6 in. to 12 in.

Size of Pipe	Each List	Doz. List	Size of Pipe	Each List	Doz. List
5 in.	\$.94	\$11.00	6 in.	\$1.00	\$12.00
5½ in.	1.00	11.50	7 in.	1.20	14.00

A Special Discount Applies to these Thimbles.

STOVE POLISH

BLAZER STOVE POLISH



For use of Stove Dealers and Stove Foundries
Mixed with Benzine
5 lb. can List \$2.30

BLACKENE STOVE POLISH



For use of Stove Dealers and Stove Foundries.
Mixed with Benzine
5 lb. can List \$1.80

BLACK SILK STOVE POLISH



For use of Stove Dealers and Stove Foundries.
5 lb. can (No. 20) List \$2.30

PINGO SHINE



	Doz. List	Gross List
½ pints, 3 doz. in case	\$5.32	\$ 60.48
Pints, 1 doz. in case	.82	100.80
Special Assorted Carton		
3 dozen ½ pints	List \$15.12	
1 dozen 1 pints	List 8.40	
		\$23.52

STOVINK



To be used on parts of stove that turn red. Stovink will turn them black and stays black. It takes a fine shine with any good stove polish.

KEEP old red stoves black and new stoves new with STOVINK. Apply STOVINK to hot or cold stoves, preferably cold.

	List
Per bottle	\$.40
Per dozen bottles	4.00

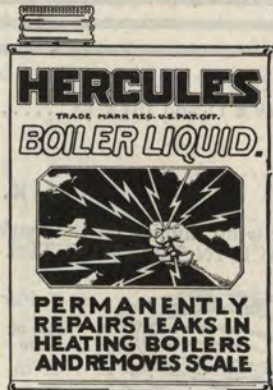
DAZZLE The Last Word in Stove Polish



A Six-Ounce Can
Has all the Virtues of a Benzine or Naphtha Stove Polish without its danger. Dries quickly on a cold stove and polishes with very little effort. Dazzle is different from any other stove polish.

	Each List	Doz. List	Gross List
6 oz. cans	\$.30	\$3.00	\$36.00
Three doz. in case			

HERCULES BOILER LIQUID



Will stop hair cracks in radiators, boilers and hot water systems.

	Each List
Per quart can	\$ 5.50
Per 3 quart can	5.50
Per 6 quart can	5.00
Per 12 quart can	4.50
Half-gallon cans	10.00

ROYAL WORCESTER STOVE POLISH



	Per Doz. List	Per Gross List
½ pints	\$ 2.70	\$32.40
Pints	4.50	52.00

Non Explosive
3 doz. ½ pint cans in a case
1 doz. pint cans in a case

HERCULES DRAIN PIPE SOLVENT



CLEARs stopped up sinks, laundry tubs, closets, etc., in less than ten minutes.

	Each List	Doz. List
1 lb. cans	\$0.60	\$ 7.00
2 lb. cans	1.10	12.80

BLACK JACK STOVE POLISH



For Family Use
No. 10 (8 oz. cans) Per Doz. List \$3.00 Per Gross List \$28.80
Packed 3 doz. in case

FYR-PRUF Stove and Nickel Polish



Produces a most beautiful black satin lustre with little labor and no dust. Shines like magic. No odor. No dust. To clean the hands after using simply wash in cold water.

	Three dozen in case	List
Per can		\$.22
Per doz.		2.50
Per case, 3 doz.		7.50

RUTLAND STOVE LINING



	3 lb.	6 lb.	10 lb.
	List	List	List
Per doz.	\$ 4.32	\$ 7.20	\$ 10.08
Each48	.72	.96

EAGLE STOVE CLAY



	3 lb.	6 lb.	10 lb.
	List	List	List
Per doz.	\$ 4.32	\$ 7.20	\$ 10.08
Each48	.72	.96

ASBESTOS FURNACE CEMENT



For setting up and repairing broken joints in furnaces, ranges, heaters and stoves. It is odorless and prevents leakage of air through the joints, thus insuring perfect draft.

Less Case Lots		Case Lots	
	Per lb. List		Per Case List
1 lb.	\$0.32	100 to a case	\$21.06
2 lb.26	50 to a case	19.90
3 lb.24	50 to a case	28.08
5 lb.22	24 to a case	19.68
10 lb.22	18 to a case	29.52
25 lb.		6 to a case	24.58
50 lb.		3 to a case	23.70
100 lb.		2 to a case	25.74

CROWN STOVE PUTTY



For cementing joints in stoves, sections of boilers, doors and frames.

Less Case Lots		Case Lots	
	Per lb. List		Per lb. List
1 lb.	\$.32	100 to a case	\$21.06
2 lb.26	50 to a case	19.90
3 lb.24	50 to a case	28.08
5 lb.22	24 to a case	19.68
10 lb.22	18 to a case	29.52
25 lb.20	6 to a case	24.58

RUTLAND ROOFING CEMENT



Size	Cans per Case	Per lb. List
1 lb.	36	\$.30
2 lb.	18	.28
3 lb.	12 and 24	.26
5 lb.	12	.24
10 lb.	6	.22

NO-TAR-IN ROOF LIQUID COATING



1 gal. cans, 6 to case, ea. list \$1.34

RUTLAND PATCHING PLASTER



No.	Packages in Case	Per Doz. List
3	24	\$ 3.60
6	12	6.00
10	12	8.40
15	12	12.00

RUTLAND PIPE JOINT CEMENT



Cans	Less than Case Lots List	Cans in Case	Case Lots List
1 lb.	\$.48	36	\$.40

RUTLAND IRON CEMENT

For filling Sand Holes, Cracks, etc., in Iron Castings
Counter Carton (36) Pkgs. 3 1/2 oz.
Per Carton \$7.20

RUTLAND ASBESTOS CEMENT



BLACK OR WHITE		Case Lots	
	Per lb. List		Per Case List
1 lb.	\$.32	36 to case	Prices on App'n
2 lb.26	36 to case	
5 lb.22	12 to case	

BLACK VARNISH



We handle only the highest grade. Do not use a cheap asphaltum.

	Less Case Lots Each List	Case Lots Each List
1 gal. can.	\$ 2.70	\$ 2.30
1/2 gal. can.	1.50	1.30
1 qt. can.	1.00	.90

EBONY STOVE ENAMEL



For enameling anything with an ebony finish.
Half Pint Cans
Per Doz. \$4.50
Each40

BRONZE POWDERS AND LIQUIDS

Baer Bros., the highest grade



KAOLIN

	List
Per pound ...	\$.10
Per half barrel	8.00
Per barrel ...	12.00

TRIANGLE PIPE JOINT CEMENT



The best pipe joint cement made. Will not discolor the hands, clothing or walls.
Less than Case Lots
Cans List, Lb. Case Per lb. List

1 lb.	\$.50	100	\$.42
2 lb.50	46	.42
5 lb.50	28	.42

STOVOIL



Cleans, polishes and prevents Stoves, Gas Ranges, Utensils and Tools of all kinds from rusting.

	List
Per bottle ..	\$.60
One dozen ..	6.24
Three " ..	17.28
Six " ..	34.56
Twelve " ..	69.12

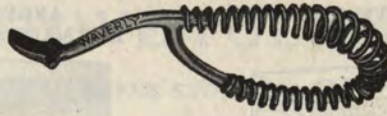
WAVERLY LIFTERS No. 1



Wire Handle can't slip

Per dozen List \$ 1.70
Per gross 17.00

WAVERLY LIFTERS, No. 2




Per dozen List \$ 1.70
Per gross 17.00

WAVERLY COLD HANDLE LIFTERS No. 12




Nickled, per doz. List \$ 1.10
Nickled, per gross 11.00

WIRE HANDLE POKERS




Per dozen, 1/2x20, Nickled List \$ 1.80
Per gross 19.50

No. 2 NICKEL TOWEL RODS



Each List \$.30
Per dozen 3.00

HEAVY FURNACE POKERS



List Each

4 feet x 1/2 inch \$1.14
4 1/2 feet x 1/2 inch 1.20
5 feet x 1/2 inch 1.64
6 feet x 1/2 inch 2.10

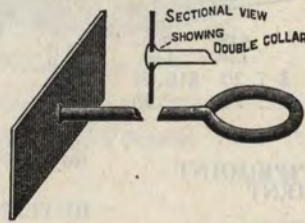
GRATES FOR PEA COAL OR WOOD



These grates are intended to fit on top of coal grate. Will answer equally well for burning wood.

No.	List Doz.	List Each
1 5 1/2" x 12"	\$10.00	\$ 1.00
2 5 3/4" x 14 1/2"	15.00	1.50

SCRAPERS



Sizes of all blades, 1 1/4 x 3 1/2 inches.

The blade is fastened to the handle with a Double Collar which prevents it from turning.

30 in. long

Per dozen List \$.80
Per gross 8.00

NEVER-SLIP STOVE LID LIFTERS



Per dozen List \$ 2.40
Per gross 27.00

SKUTTLE RADIATOR CLEANER

"A Little Soot Wastes a Lot of Heat"

KNOX TARNISH



Polishes Everything

For silverware, nickel, brass, aluminum, copper, cutlery, steel knives, tinware, fireless cookers enameled stoves.

Removes match scratches, pencil marks, ink spots and stains from marble, paint, enameled surfaces, window sills, walls and doors. Unequaled for everything in bathroom; removes all stains and restores original finish to enameled and wicker furniture.

	Each List	Doz. List	Gross List
Large can.....	\$0.70	\$8.00	\$96.00



Here is a Furnace Room Tool That Nineteen Out of Every Twenty Furnace Dealers Need

Adjusts to Any Length

The Skuttle Radiator Cleaner reaches more than half way around the radiator either way, so that you can reach soot farthest away from the clean-out door. It telescopes or folds for long or short lengths. The handle is rigid when unfolded and it is easy to hold the scraper above the soot while reaching back to the farthestmost part of the radiator.

List, each..... \$3.50

STEK-O POWDERED PASTE



One pound makes 13 pounds thick paste Does not attract rats or mice.

Package	Case	Doz. List	Per lb. List
1 lb.	4 doz.	\$5.00	\$0.50
2 lb.	2 doz.	9.70	.46
5 lb.34
105 lb. Keg			.32
275 lb. Bbl.			.27

ASBESTOS PAPER



	Per lb. List
1-32 in. thick, 36 ins. wide for wrapping tin pipes	\$.20
In rolls of 50 lbs.16
In rolls of 100 lbs.14

SHOVELS

No. 7
A good, low-priced shovel.



Size of scoop, 4 3/4 x 7 1/2 inches. Entire length, 15 inches.
Made of No. 20 refined iron.

	List
Per dozen, japanned	\$ 1.00
Per gross	11.52

No. 54 & 56 VICTOR



No. 54

Round Handle. Size of scoop, 4 3/4 x 7 inches. Entire length, 15 inches.

	List
Per dozen, japanned	\$1.70
Per gross	18.00

No. 56

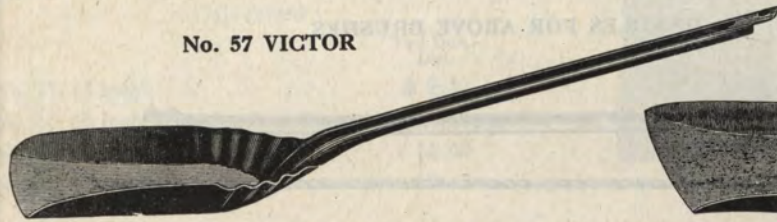
Round Handle. Size of scoop, 4 3/4 x 8 inches. Entire length, 20 inches.

	List
Per dozen, japanned	\$ 2.00
Per gross	21.00

No. 256 VICTOR GALVANIZED

	List
Per dozen	\$ 2.30
Per gross	24.00

No. 57 VICTOR



Round Handle. Size of scoop 5 x 8 1/2 inches. Entire length, 23 inches.

	List
Per dozen japanned	\$ 2.60
Per gross	27.50

No. 300. MONITOR




Round Handle, Extra Long, Extra Large and Strong. Size of scoop, 6 x 9 inches. Entire length, 25 1/2 inches. Made of No. 16 refined iron.

	List
Per dozen, japanned	\$ 3.60
Per gross	38.00

FURNACE SCOOPS



No.		List	List
81	Blade 8 1/2 in. wide. Long Wood Handle	\$10.70	\$1.10



No.		List	List
150B	Blade 9 1/2 in. wide	\$17.50	\$ 1.70
80B	Blade 8 1/2 inches wide (Malleable D Handle)	13.00	1.30

JUMBO FIRE SHOVEL



A Real Fire Shovel—Nothing like it made. Holds 42 oz. Coal—Twice as much as an ordinary shovel.

A new handle construction, scientifically correct and equal to a burden of six to ten times the shovel capacity. Baked black enamel. Has corrugation at mouth of scoop, which not only strengthens, but prevents coal or ashes from falling off.

		List	List
		Per Doz.	Per Gross
No. 2,	length, 21 1/2 ins. Scoop width, 5 ins.	\$3.50	\$35.40
No. 5 Jr.,	length, 14 ins. Scoop width, 5 ins.	2.00	20.00

No. 60 U. S.



Size of scoop, 4 3/4 x 8 inches. Entire length, 16 inches.

Made of No. 18 refined iron.

		List
Per dozen, japanned		\$ 2.40
Per gross		25.00

MASS. 2D FURNACE SHOVEL

Made by
AMES SHOVEL AND TOOL CO.

HIGH GRADE — WELL MADE

Warranted solid steel with reinforced scoop and wood grip handle.

	List	List
	Doz.	Each
2D Mass. Scoop	\$22.78	\$ 2.10

Scoop 11 inches wide
15 inches long
Length over all 41 inches

FURNACE, HEATER AND STOVE BRUSHES

No. 4 ROUND WIRE BRUSH

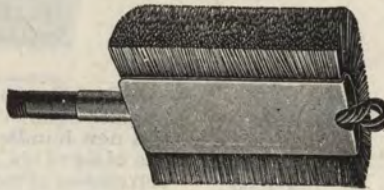


Actual measure of brush $\frac{1}{2}$ in. under the size.

Diam., 1, 1 $\frac{1}{4}$, 1 $\frac{1}{2}$, 1 $\frac{3}{4}$, 2 inch, each	List \$.60
Diam., 2 $\frac{1}{4}$, 2 $\frac{1}{2}$, 2 $\frac{3}{4}$, 3 inch, each	List .80
Diam., 3 $\frac{1}{4}$, 3 $\frac{1}{2}$, 3 $\frac{3}{4}$, 4 inch, each	List 1.00
Diam., 4 $\frac{1}{4}$, 4 $\frac{1}{2}$, 4 $\frac{3}{4}$, 5 inch, each	List 1.20
Diam., 5 $\frac{1}{4}$, 5 $\frac{1}{2}$, 5 $\frac{3}{4}$, 6 inch, each	List 1.40

No. 2 WIRE BRUSH

Flat Galv. Iron Back



Size, 4 $\frac{1}{2}$ x 4 x 1 $\frac{1}{2}$, each	List \$1.00
--	-------------

No. 10 LOOP WIRE BRUSH




For cleaning the long and narrow flues of Sectional Boilers and other places equally difficult to get at.

Each	List \$1.80
------	-------------


No. 3 WIRE BRUSH

Double Trimmed



Size 4 $\frac{1}{2}$ x 4 x 2 $\frac{1}{2}$, each	List \$1.00
---	-------------

No 5 DUPLEX WIRE BRUSH



For Wide Flues

Sizes	List
6 in. x 2 in. each	\$2.00
7 in. x 2 $\frac{1}{2}$ in. each	2.20

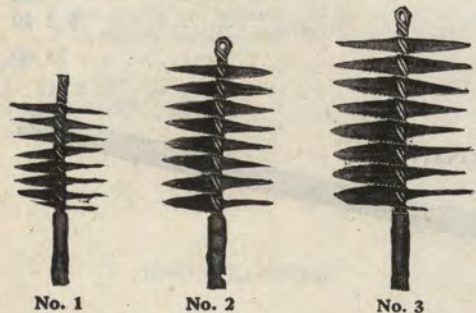
FURNACE BRUSH

With flexible wire handle, 6 ft. long.



No. 5 (Wire) Diam., 5 inch, each	List \$2.20
No. 6 (Wire) Diam., 6 inch, each	2.40
No. 5 (Bristle) Diam., 5 inch, each	5.00
No. 6 (Bristle) Diam., 6 inch, each	6.00
No. 5 (Fibre) Diam., 5 inch, each	1.70
No. 6 (Fibre) Diam., 6 inch, each	1.70

IDEAL BOILER FLUE BRUSHES




No. 1 3 $\frac{1}{2}$ " x 1 $\frac{1}{2}$ " x 4" For Arco Boilers	No. 2 3 $\frac{1}{2}$ x 2 x 5 inches For Sectional Boilers up to 28"; 23", 29", 36" Water Tube Boilers	No. 3 4 $\frac{1}{2}$ x 2 $\frac{1}{2}$ x 6 inches For 36" and 48" Sectional. 3 Series Type "A" Boilers
No. 5 3 $\frac{1}{2}$ x 1 $\frac{1}{2}$ x 4 inches For 1 and 2 Series Type "A" Boilers	No. 6 6 $\frac{1}{2}$ x 2 $\frac{1}{2}$ x 5 $\frac{1}{2}$ inches For 79" Water Tube Boilers	

When ordering Flue Brushes, in all cases show on order size and style of Boiler for which they are intended.

List No. 1	List No. 2	List No. 3	List No. 5	List No. 6
\$.94	\$1.24	\$1.56	\$.94	\$3.12

HANDLES FOR ABOVE BRUSHES



Iron Rod Handles for Boiler Brushes

3 feet long	Each List \$.60
4 feet long	.80
6 feet long	1.20

Flexible Wire Handles for Boiler Brushes

3 feet long	Each List \$.60
4 feet long	.80
6 feet long	1.20

Special Brushes furnished for all makes of Boilers. Order by make of Boiler.

CHIMNEY BRUSHES

Made of heavy high tempered brush wire, fitted with a loop casting on each end for attaching weights, ropes, etc.

Round No Loops		Square With Loops	
Sizes	List	Sizes	List
7 inch	\$3.80	8 x 8 inches	\$ 6.00
8 inch	4.60	10 x 10 inches	7.00
10 inch	5.50	12 x 12 inches	7.50
12 inch	6.00		

STOVE BRUSHES

For Household Use



No. 31 Black	Each List \$.80	Per Doz. List \$ 9.00
No. 41 Black	1.00	11.00
No. 51 Black	1.50	15.00

DAUBERS



No. 3 Round	Each List \$.80	Per Doz. List \$ 8.00
No. 5 Round	.70	7.50
3 Inch Flat Paint Brush	2.20	26.00
3 $\frac{1}{2}$ Inch Flat Paint Brush	3.00	30.00

POLISHING BRUSHES

For Dealers' Use



No. 100, Bristles 2 inch, each	Each List \$ 4.00	Per Doz. List \$40.00
--------------------------------	-------------------	-----------------------

ASH BARRELS




Three Rib Guards

With Drop Handles Only

	Height	Diam.	Each	Doz.
No. 019.	26 in.	x 18 in.	\$ 6.50	\$72.00
No. 018.	26 in.	x 17 in.	5.50	60.00

Made of galvanized sheets with Japanned Drop Handles and heavy galvanized top and bottom hoop.



Without Guards

	Height	Diam.	Each	Doz.
No. 4000.	26 in.	x 17½ in.	\$3.70	\$44.00

This is a good cheap barrel made of galvanized steel sheets with Japanned heavy top hoop, drop handles and a special sunk bottom.

	Height	Diam.	Each	Doz.
No. 13.	26 in.	x 17 in.		\$34.00

Plain with wired top edge.

SUCCESS ROTARY ASH SIFTER



	List
Success Rotary Ash Sifter, each	\$5.00
Per dozen, two in a crate	54.00

ASH CAN COVERS



	Doz. List	Each List
No. 14. 17 inch	\$10.00	\$1.00
No. 15. 18 inch	12.00	1.20

COAL HODS



Galvanized

	Per Doz. List
No. 15, 15 inch	\$ 9.52
No. 16, 16 inch	10.54
No. 17, 17 inch	11.40
No. 18, 18 inch	12.42

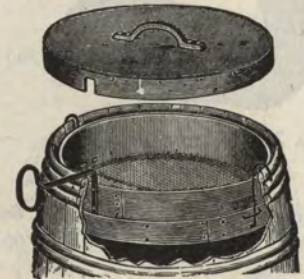
ALL WIRE ASH SIEVES

Galvanized



	Doz. List	Each List
Wire Sieve and Cover	\$25.00	\$ 2.50
Wire Sieve less cover	17.00	1.70

COMMON BARREL SIEVES



	Per Doz. List	Each List
Wood Sieve and Cover	\$21.00	\$2.10
Wood Sieve, less cover	13.00	1.30

DOVER LOK-FAST GARBAGE CAN



Neither wind or animals can remove locked cover. Made of heavy sheet steel and galvanized in a hot bath, making every part rust-proof. Extra deep covers, extra heavy galvanized bail and ears.

	Height	Diam.	Capacity	Ea. list	Doz. list
No. 0	22½	x 14 in.	60 qts.	\$4.50	\$48.00
No. 1	16½	x 14 in.	42 qts.	3.80	37.20
No. 2	14½	x 12 in.	26 qts.	3.10	32.00
No. 3	10¾	x 12 in.	20 qts.	2.80	28.40

GALVANIZED GARBAGE CANS AND COVER

With cover, fitting on the outside



		Per Doz. List
No. 02.	12½ x 12½ ins.	\$24.00
No. 03.	14 x 14 ins.	29.34
No. 04.	14 x 16½ ins.	32.00

IN THE GROUND GARBAGE RECEIVER



List, each \$19.00

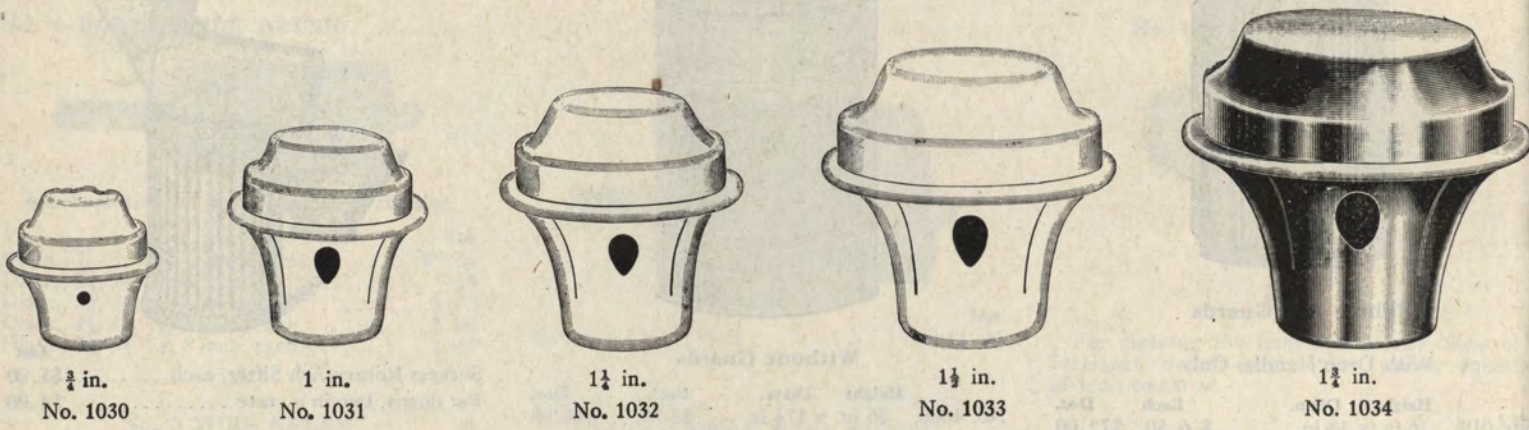
DOVER SANITARY SINK PAIL With Straining Cover



Made of Heavy Steel and Galvanized after it is made, making it absolutely rustproof and filling every crevice so that it is easy to keep clean. The Cover is dished or funnel-shaped, with suitable perforations for straining tea, coffee, etc.

	Dia. Top	Dia. Bottom	Height	
No. 5,	9 in.	7½ in.	8½	5½ Quarts, Ea. list, \$1.50
Doz. list,				\$16.50

DOOR KNOBS AND HANDLES



$\frac{3}{4}$ in.
No. 1030

1 in.
No. 1031

$1\frac{1}{4}$ in.
No. 1032

$1\frac{1}{2}$ in.
No. 1033

$1\frac{3}{4}$ in.
No. 1034

Above cuts are actual size.

Order by number and size.

List
 $\frac{3}{4}$ in. per doz., \$1.20

List
1 in. per doz., \$1.50

List
 $1\frac{1}{4}$ in. per doz., \$1.70

List
 $1\frac{1}{2}$ in. per doz., \$2.00

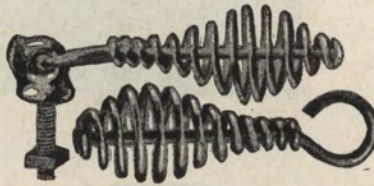
List
 $1\frac{3}{4}$ in. per doz., \$2.60



No. 261, 262 and 263



No. 60



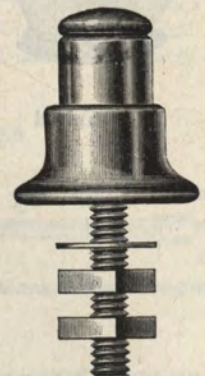
No. 163 No. 56, 57 and 58

No.	Width	Doz. List	Each List
261	$1\frac{1}{2}$ in.	\$1.80	\$.24
262	2 in.	2.30	.30
263	$2\frac{1}{2}$ in.	2.60	.36

No.	Width	Doz. List	Each List
60	3 in.	\$2.70	\$.44

No.	Length	Doz. List	Each List
56	$3\frac{1}{4}$ in.	\$1.20	\$.24
57	$3\frac{3}{4}$ in.	1.50	.30
58	$4\frac{1}{4}$ in.	1.80	.36
163	$4\frac{1}{2}$ in. with bolt	2.40	.40

SPRING KNOBS For Draft Slides



No.	Actual Size	Doz. List	Each List
No. 11	Actual Size	\$2.00	\$.30
No. 15	Larger Size for furnace doors	2.50	.30


COTTER PINS

Size	List Dozen
$1\frac{1}{2}$ x $\frac{7}{16}$	\$.36
$1\frac{3}{4}$ x $\frac{1}{2}$.36
$2\frac{1}{4}$ x $\frac{9}{16}$	1.00



	List
Per dozen	\$.30
Each	.04


CLEAN OUT BUTTONS



AIR-TIGHT KNOBS AND CATCHES

Per dozen, black,	List \$.50
-------------------	-------------

KNOBS FOR RIVETING



Pin $\frac{1}{2}$ in. long x 3-16 in.

Per dozen	List \$.50
-----------	-------------

HINGE PINS AND KNOBS



	Per Doz. List
Hinge Pin Knobs only	\$.50
$1\frac{1}{2}$ x $\frac{1}{8}$, Hinge Pins with Knobs	.90
$2\frac{1}{2}$ x $\frac{1}{8}$, Hinge Pins with Knobs	.90

STOVE BOARDS



No. 80. SQUARE WOOD-LINED CRYSTAL

(Half dozen packed in a crate)

Sizes in Inches and Price Per Dozen

24x 24	26 x 26	28 x 28	30 x 30	33 x 33	36 x 36
\$26.62	\$31.50	\$36.88	\$42.88	\$50.62	\$59.76

No. 90. OBLONG WOOD-LINED CRYSTAL

(Half dozen packed in a crate)

Sizes in Inches and Prices Per Dozen

24 x 36	26 x 32	28 x 34	30 x 38	32 x 42
\$39.62	\$38.26	\$43.62	\$51.00	\$58.62

No. 200. SQUARE PAPER-LINED CRYSTAL

(One dozen packed in a crate)

Sizes in Inches and Prices Per Dozen

24 x 24	26 x 26	28 x 28	30 x 30	32 x 32	34 x 34	36 x 36
\$16.00	\$17.50	\$19.76	\$23.12	\$27.38	\$31.88	\$36.62

No. 55. OBLONG PAPER-LINED CRYSTAL

(One dozen packed in a crate)

Sizes in Inches and Prices Per Dozen

24 x 36	26 x 30	28 x 32	30 x 36	32 x 42
\$24.12	\$23.00	\$26.00	\$31.50	\$39.00

We carry a COMPLETE STOCK of the ABOVE STYLES OF BOARDS, and can ship promptly
Special Catalogues, showing different patterns, sent upon request

ROUND GLASS STOVE LEG RESTS No. 7



FOR RANGES
No. 7 PLAIN GLASS

Per Set of Four	List \$.54
Per Set, Case lots (48 sets)	.50
Per Set, Case lots (144 sets)	.44

No. 08 OPAL GLASS

Per Set of Four	List \$.54
Per Set, Carton lots (36 sets)	.48
Per Set, Carton lots (144 sets)	.44

FOR PARLOR STOVES AND FURNITURE No. 1 PLAIN GLASS

Per Set of Four	List \$.40
Per Set, 36 sets in carton	.36

WHITE PORCELAIN LEG RESTS

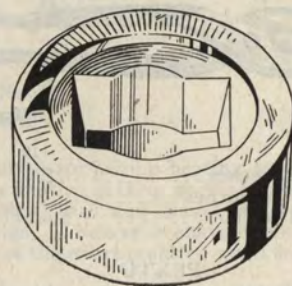
3 in. Diam., per set	List \$.40
----------------------	-------------

HORSE SHOE GLASS LEG REST No. 9



Per Set of Four	List \$.54
Per Set, Case lots (48 sets)	.50
Per Set, Case lots (144 sets)	.44

THE CRYSTAL GLIDER GLASS CUP



No. 26 for Furniture
No. 27 for Beds.

Per Set of Four	List \$.60
Per Set, Case lots (100 sets)	.54
Per Set, Case lots (50 Sets 26 and 50 sets 27)	.54

NICKEL-PLATED FOOT RESTS



Heavy Stamped Steel, 20 Gauge

Per set, 3 1/2 in. Diam.	List \$.50
Per set, 3 in. Diam.	.50

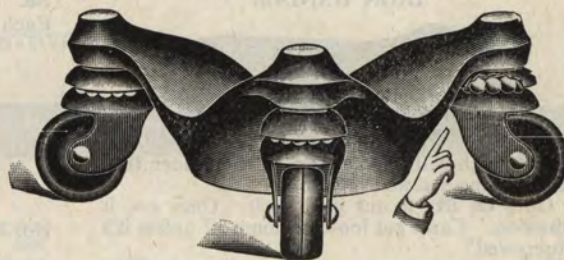
KANT MAR LEG RESTS



Cast Iron, finished in Walnut Brown or White Porcelain Enamel. Inner section of cork to prevent marking the floor.

Per set	List, \$2.00
---------	--------------

GEM BALL BEARING STOVE CASTER




Guaranteed Not to Tip (Four in a Set)

Per set	List \$4.00
Per dozen sets	42.00

TINNERS TOOLS

REGULAR PATTERN TINNER SNIPS



Number	9	8
Full Length, inches	12½	13½
Length of Cut, inches	3	3½
List Price Per Pair	\$3.20	\$3.66

SIDE CUTTING PLIERS



Forged Steel — Lap Joint

No. 240 6 in. long, each	List \$1.60
No. 240 8 in. long, each	List 2.00

FLAT NOSE PLIERS



Forged Steel — Box Joint

No. 20 6 in. long, each	List \$2.30
No. 20 8 in. long, each	List 3.00

RIVET SETS No. 46



Size	00	0	1	2	3	4	5
Size of Hole, ins.	5-16	9-32	15-64	2130	.1910	.1660	.1495
Size of Drill ga. No.	5-16	9-32	15-64	3	11	19	25
For Iron Rivets, lbs.	14	10-12	7-8	6	4-5	2½-3	1½-2
For Cop'r Rivets Nos.		5	6	7	8	9	10
For Cop'r Rivets ins.		½	7-32	3-16	5-32	9-64	¼
List Price each	\$1.44	\$1.44	\$1.30	\$1.30	\$1.10	\$1.10	\$.84


GROOVER



Hand Groover

No.	0000	000	00	0	4
Weight, lbs.	1½	1½	1½	1½	1
Size of Groove, ins	19/32	17/32	7-16	3/8	7/32
List Price, ea.,	\$3.40	3.40	1.90	1.90	1.62

SOLID PUNCHES



Solid Punches Prick Punch

No.	0	1	2	3	4	5	6	7	8
Each	\$.46	.40	.40	.36	.36	.36	.36	.36	.36

SCRATCH AWLS



No. 21, List	Each \$.50	Doz. \$6.00
--------------	-------------	-------------



No. 01, List	Each 0.60	Doz. 6.30
--------------	-----------	-----------


SETTING HAMMER



Polished Head, Hickory Handle

No.	Inch	Each List
1	1½	\$2.10
2	1	2.00
3	1	1.80
4	1	1.75
5	1	1.70

RIVETING HAMMERS



No.	Inch	Each List
0	1½	\$3.60
1	1½	2.10
2	1	2.00
3	1	1.80
4	1	1.75
5	1	1.70

MALLETS



Hickory Mallet

	List, Each	List, Doz.
2½ x 5½	\$.60	\$ 6.60
2½ x 5	.66	7.26
2½ x 5½	.70	7.70
3 x 5½	.80	8.80

SOLDERING COPPER HANDLES



No. 31 Copper Handle, Wired	List
Each	\$ 0.10
Dozen	1.10

SOLDERING COPPERS



3, 4, 5, 6, 8 and 10. Price on application.

REAMER and SOCKET WRENCH



½-inch Square Hole	¾-inch Square Hole
No. 792, Each, List	\$2.40


CIRCULAR BLADE TINNER SNIPS



Number	9CB	8CB
Full Length, inches	12½	13½
Length of Cut, inches	3	3½
List Price per pair	\$5.02	\$5.48

COMBINATION PATTERN TINNER SNIPS

Will cut Curved as well as Straight Work



Number	19	18
Full Length, inches	12½	13½
Length of Cut, inches	3	3½
List Price Per Pair	\$3.74	\$4.18

PEXTO DOUBLE CUTTING SHEARS



No. 2A with crimper, per pair	List \$5.70
No. 02A without crimper, per pair	List 5.20

PARKER-KALON-SHUR-GRIP SOLDER IRON HANDLE




Cuts a thread on the stem of the Solder Iron as it's being screwed on.

Goes on like a nut on a bolt. Once on, it stays on. Can't get loose or come off unless it's unscrewed.

No. 7 for stem ⅜ in to ½ in. diameter	Each List \$.50
(Generally 1½ to 4 lb. solder irons)	
No. 8 for stem ⅞ in. to 1 in. diameter	Each List \$.50
(Generally 4 to 8 lb. solder irons)	

NATIONAL STANDARD

FLAT & ROUND HEAD STOVE BOLTS



SINK BOLTS

List Per Hundred




1 in. x 1/4 in.	\$2.10
1 1/4 in. x 1/4 in.	2.20
2 in. x 1/4 in.	2.50
2 1/2 in. x 1/4 in.	2.70
3 in. x 1/4 in.	2.90
3 1/2 in. x 1/4 in.	3.10
4 in. x 1/4 in.	3.30

OVAL HEAD NICKEL PLATED BOLTS FOR STOVE RAILS

List per hundred	\$2.40
List per dozen	.36

TINNER'S RIVETS

(Actual Size of Rivets)



PRICE PER BOX OF 100


	8 oz.	10 oz.	12 oz.	14 oz.	1 lb.	1 1/2 lb.	1 3/4 lb.	
Black	\$.32	\$.36	\$.41	\$.45	\$.48	\$.54	\$.62	
Tinned	.42	.48	.55	.58	.65	.72	.85	
	1 1/2 lb.	2 lb.	2 1/2 lb.	3 lb.	3 1/2 lb.	4 lb.	5 lb.	
Black	.67	.72	.83	.96	1.09	1.20	1.30	
Tinned	.90	1.00	1.18	1.38	1.55	1.73	1.93	
	6 lb.	7 lb.	8 lb.	9 lb.	10 lb.	12 lb.	14 lb.	16 lb.
Black	1.50	1.75	2.00	2.20	2.40	2.64	3.08	3.52
Tinned	2.25	2.61	3.00	3.32	3.63	4.07	4.77	

KALON HARDENED SHEET METAL SCREWS

(Licensed Under Parker Patents)

Cheaper and Easier to Use than Stove Bolts or Rivets — and Just as Good

Cuts into the metal like a tap. No danger of stripping the thread as the Screw is hardened by a special process to prevent this.



Threaded to the head so that the metal can be drawn up flush with the head of the Screw. Can't back out or get loose.

3/8 inches No. 10 Actual Size

Sheet metal shops, everywhere, use these Screws for joining heating and ventilating ducts; for making furnace casings and fittings and for putting up long runs of furnace pipe; on cornices, blower systems, hollow metal sash and doors, metal garages; in fact, on sheet metal work of every description. The screws enable them to turn out the work in half the time and with a quarter of the effort required when stove bolts or rivets are used.

To use them, first punch a hole a trifle smaller than the diameter of the Screw being used through as many sheets of metal as are to be joined together. Then, with a screw-driver, turn in the Screw as you would an ordinary wood screw until the metal is drawn up absolutely tight to the head. The tighter the Screw is driven, the stronger the fastening is made. That's all there is to the job.

The Screws are made in four sizes. Packed one gross of a size in a box.

Sizes	Less than 100 Gross		100 to 350 Gross	
	Per Gross List	Per 1000 List	Per Gross List	Per 1000 List
No. 6 (3/8 x 3/32)	\$ 0.96	\$ 6.62	\$ 0.92	\$ 6.34
No. 7 (1/2 x 1/8)	1.04	7.18	1.00	6.90
No. 10 (3/4 x 1/16)	1.36	9.42	1.32	9.14
No. 14 (7/8 x 1/4)	1.66	11.52	1.60	11.10

SPECIAL LARGE FLAT HEAD STOVE BOLTS


USED ON STOVE, RANGES, ETC.

List Price Per Hundred

Length	3/16	7/32	1/4
1/2 inch	\$0.60	\$0.84	
3/4 inch	.60	.84	
1 inch	.63	.91	
1 1/4 inch	.70	.98	
1 1/2 inch	.77	1.05	
2 inch	.91	1.20	

PARKER-KALON HARDENED MASONRY NAILS

Patented Feb. 26, 1924




Size	Packed in Kegs Electro-Galvanized	In Boxes of 100 Electro-Galvanized
3/16" x 1"	\$1.16 per 100	\$1.20 per 100
1/4" x 1 1/2"	2.16 per 100	2.20 per 100
1/4" x 2"	2.66 per 100	2.70 per 100

WAVERLY ASH PAN EARS



Per dozen	List \$0.40
Per gross	4.00

STOVE RODS



	Per doz. List		Per doz. List
10 inch	\$ 2.00	22 inch	\$ 2.00
12 inch	2.00	24 inch	2.00
14 inch	2.00	30 inch	2.50
16 inch	2.00	36 inch	3.00
18 inch	2.00	42 inch	4.00
20 inch	2.00		

ACME FRY PAN
Deep, Polished, Lipped



No.	Diameter of Top	Gross List	Doz. List
No. A00	6 inches	\$28.00	\$ 2.90
No. A 0	8 "	40.00	4.00
No. A 1	8½ "	48.00	4.80
No. A 2	9 "	52.00	5.00
No. A 3	9½ "	64.00	6.30
No. A 4	10 "	70.00	6.80
No. A 5	11 "	78.00	7.60
No. A 6	12 "	100.00	10.00

ACME SPIDERS



Polished Steel, Extra Heavy

No.	Diameter of Bottom	Each List
No. H 7,	8 inches	\$.90
No. H 8,	9 "	1.20
No. H 9,	10 "	1.50
No. H 10,	11 "	1.80

ROME COPPER TEA KETTLE
Flat Bottom



14 oz. Copper (Nicked)

No.	Diameter	Doz. List	Each List
No. 37	8½ inches	\$34.00	\$2.90
No. 38	9½ inches	37.00	3.10

ROME "COPPER QUEEN" TEA KETTLES
SOLID COPPER NICKEL PLATED



14 oz. Copper Nicked
Curved Spout

No.	Diameter	Doz. List	Each List
No. 8	9½ inches	\$34.20	\$2.90

ROME COPPER WASH BOILERS



14 oz. Copper

No.	Doz. List	Each List
No. 8 Copper City	\$81.60	\$6.80
No. 9 Copper City	86.40	7.20

ROME "COPPER KING" TEA KETTLES
SOLID COPPER NICKEL PLATED

No.	Diameter	Straight Spout	Doz. List	Each List
No. 8	9½ inches		\$31.80	\$2.70

THE RAPID ALUMINUM TEA KETTLES
Corrugated and Flat Bottom



No.	Capacity	Corrugated Bottom List	Flat Bottom List
505	5 Qt.	\$7.00	\$ 7.00
506	6 Qt.	7.60	7.60
508	8 Qt.	9.50	9.50

OVEN INDICATORS



CAST ALUMINUM — NOT SPUN
Colonial Style



No.	Capacity	List
535	5 Qt.	\$7.00
536	6 Qt.	7.60

THE LEO-NITE DRIPLESS SMOKELESS BROILER



Made of cast steel Aluminum in two sections, with cold handle. Can be used on any kind of a stove.

It is a well-known fact that the products of the Frying Pan are a source of Indigestion with all its attendant evils. Any physician will verify this statement. THE LEO-NITE overcomes these evils; the heat being drawn up and around the Steak, Chop, Bacon, etc. By the action of the heat current around the tubular channels, running to the main reservoir, 60% of oxygen combined with the flame gives an intense and steady heat — making it unnecessary to use a high flame. Hence, use only a low, Blue Flame on Gas, Oil, or Gasoline Stoves.

List	Doz.	Each
	\$30.00	\$3.00

EXTRA FINISHED HOLLOW WARE POLISHED INSIDE

FLAT BOTTOM BULGED POT



No.	Capacity	Each	List
No. 7.	6 qts.	Each	\$2.80
No. 8.	8 qts.	Each	3.20
No. 9.	11 qts.	Each	3.70

**ECCENTRIC POT
Style "B" Extra Large**



No.	Capacity	Each	List
No. 7.	14 qts.	Each	\$5.00
No. 8.	20 qts.	Each	6.50
No. 9.	30 qts.	Each	9.00

FLAT BOTTOM KETTLE



No.	Capacity	List Kettle	List Cover
No. 6.	4 qts.	\$2.00	\$0.70
No. 7.	6 qts.	2.20	.80
No. 8.	7 qts.	2.50	.90
No. 9.	9 qts.	3.10	1.00

TITE-TOP DUTCH OVEN

With self-basting cover, ground joint, self-locking bail, self-basting rings inside of cover, side handle for pouring.



No.	Capacity	List Complete Each	List Cover Only
No. 6.	2½ qts.	\$2.30	\$.80
No. 7.	3½ qts.	2.60	.90
No. 8.	5 qts.	3.00	1.00
No. 9.	6 qts.	3.40	1.20
No. 10.	8 qts.	4.00	1.40
No. 11.	12 qts.	4.80	1.80
No. 12.	14 qts.	5.80	2.00

YANKEE BOWL



No.	Capacity	Each	List
No. 2.	4 qts.	Each	\$1.76
No. 3.	6 qts.	Each	1.96
No. 4.	7 qts.	Each	2.20
No. 5.	9 qts.	Each	2.50

SCOTCH BOWL



No.	Capacity	Each	List
No. 2.	3 qts.	Each	\$1.40
No. 3.	4 qts.	Each	1.64
No. 4.	5 qts.	Each	1.84
No. 5.	6 qts.	Each	2.00

LONG GRIDDLE, Plain



No.	Dimensions	Each	List
No. 7.	7½x16½ in.	Each	\$1.40
No. 8.	8½x19 in.	Each	1.70
No. 9.	9½x21 in.	Each	2.20
No. 10.	12½x24½ in.	Each	3.20
No. 11.	13½x25 in.	Each	4.50

With bail add 20 cents to list.

BAILED GRIDDLE



No.	Each	List
No. 10.	Each	\$1.32
No. 12.	Each	1.50
No. 14.	Each	1.90
No. 16.	Each	2.30

REGULAR ERIE SKILLET



No.	Diam. Bot.	Diam. Top	Skillet List Each	Cover List Each
No. 2.	4½ in.	6 in.	\$.56	
No. 3.	5½ in.	6½ in.	.68	
No. 4.	5 in.	7 in.	.74	
No. 5.	6 in.	8 in.	.80	
No. 6.	7 in.	9½ in.	.86	
No. 7.	8 in.	9 in.	.92	\$ 0.75
No. 8.	8 in.	10 in.	1.00	.80
No. 9.	9 in.	11 in.	1.24	.85
No. 10.	10 in.	11 in.	1.48	
No. 11.	10 in.	12½ in.	1.84	
No. 12.	11 in.	13½ in.	2.20	
No. 13.	12 in.	14½ in.	2.60	
No. 14.	13½ in.	15½ in.	3.00	

HANDLE GRIDDLE




No.	Diam. Top	Each	List
No. 6.	7½ in.	Each	\$.72
No. 7.	8 in.	Each	.80
No. 8.	9½ in.	Each	.88
No. 9.	10½ in.	Each	1.04
No. 10.	11½ in.	Each	1.32

**REGULAR GRISWOLD WAFFLE IRON
Japanned Rim. Wire Handles
For Coal**



Regular Pattern		Heart-Star Pattern	
Diam. of Pan	Diam. Bot. of Ring	List Each	List Each
No. 6	5½	8	\$2.45
No. 7	6¾	8½	2.65
No. 8	7¾	10	3.00
No. 9	8½	10½	3.84
No. 18			3.00
No. 19			3.84

DEEP RING GRISWOLD WAFFLE IRON



American Pattern		Heart Star Pattern	
Diam. of Pan	Diam. Bot. of Ring	List Each	List Each
No. 77	6¾	9¾	\$3.75
No. 88	7¾	11½	4.25
No. 99	8½	11½	5.30
No. 118			\$4.25
No. 119			5.30


POFOVER PANS Not Polished



No. 10

No.	Size of Pan Inches	Size of Cake Inches	List Per Doz.
No. 10.	11½x7½	2½x1½	\$12.00

Not Polished



No. 11

No.	Size of Pan Inches	Size of Cake Inches	List Per Doz.
No. 11.	12¾x6½	2½x1½x½	\$9.70

STANDARD PRICE LIST OF SELECTED MICA

Taking effect January 1, 1922. Subject to Change Without Notice

Put up in Quarter Pound Packages

Size	Price per lb.	Size	Price per lb.	Size	Price per lb.	Size	Price per lb.	Size	Price per lb.	Size	Price per lb.
1 1/2 x 2	\$ 4.00	2x2	\$ 5.50	2 1/4 x 4 1/2	\$12.25	2 3/4 x 4 1/2	\$15.00	3 1/2 x 4 1/2	16.50	5x 7	\$27.00
1 1/2 x 2 1/4	4.25	2 x 2 1/4	6.00	2 1/4 x 4 3/4	12.50	2 3/4 x 4 3/4	15.25	3 1/2 x 5	17.25	5x 8	29.00
1 1/2 x 2 1/2	4.50	2 x 2 1/2	6.25	2 1/4 x 5	13.00	2 3/4 x 5	15.50	3 1/2 x 5 1/2	17.50	5x 9	32.00
1 1/2 x 2 3/4	4.75	2 x 2 3/4	6.75	2 1/4 x 5 1/2	13.50	2 3/4 x 5 1/2	16.25	3 1/2 x 6	18.00	5x10	35.00
1 1/2 x 3	5.00	2 x 3	7.25	2 1/4 x 6	14.00	2 3/4 x 6	16.50	3 1/2 x 6 1/2	18.25	6x 6	28.00
1 1/2 x 3 1/4	5.25	2 x 3 1/4	7.50	2 1/4 x 6 1/2	15.00	2 3/4 x 6 1/2	17.25	3 1/2 x 7	18.50	6x 7	30.00
1 1/2 x 3 1/2	5.50	2 x 3 1/2	8.00	2 1/4 x 7	15.00	2 3/4 x 7	17.75	3 1/2 x 8	19.00	6x 8	36.00
1 1/2 x 3 3/4	6.00	2 x 3 3/4	8.50	2 1/2 x 2 1/2	7.75	3 x 3	8.25	3 1/2 x 9	21.00	6x 9	42.00
1 1/2 x 4	6.25	2 x 4	9.25	2 1/2 x 2 3/4	8.50	3 x 3 1/4	9.50	4 x 4	13.00	6x10	50.00
1 1/2 x 4 1/4	6.50	2 x 4 1/4	9.50	2 1/2 x 3	9.25	3 x 3 1/2	10.00	4 x 4 1/2	14.00	7x 7	42.00
1 1/2 x 4 1/2	6.75	2 x 4 1/2	9.75	2 1/2 x 3 1/4	10.00	3 x 3 3/4	10.75	4 x 5	15.00	7x 8	50.00
1 1/2 x 4 3/4	7.25	2 x 4 3/4	10.00	2 1/2 x 3 1/2	10.50	3 x 4	11.25	4 x 5 1/2	15.50	7x 9	55.00
1 1/2 x 5	8.00	2 x 5	10.50	2 1/2 x 4	11.00	3 x 5	12.00	4 x 6	16.00	7x10	60.00
1 1/2 x 5 1/2	9.00	2 x 5 1/2	11.00	2 1/2 x 4 1/4	12.50	3 x 5 1/2	12.50	4 x 6 1/2	16.50	8x 8	55.00
1 1/2 x 6	10.00	2 x 6	12.25	2 1/2 x 4 1/2	13.00	3 x 6	13.00	4 x 7	17.25	8x 9	60.00
1 3/4 x 1 3/4	4.25	2 x 6 1/2	13.00	2 1/2 x 4 3/4	13.50	3 x 7	13.50	4 x 8	17.50	8x10	65.00
1 3/4 x 2	4.50	2 x 7	14.00	2 1/2 x 5	14.00	3 x 8	14.00	4 x 9	18.00		
1 3/4 x 2 1/4	4.75	2 x 7 1/2	15.00	2 1/2 x 5 1/2	14.50	3 x 9	14.50	4 1/2 x 4 1/2	19.00		
1 3/4 x 2 1/2	5.00	2 x 8	16.00	2 1/2 x 6	15.00	3 1/2 x 3 1/4	15.00	4 1/2 x 5	13.50		
1 3/4 x 2 3/4	5.25	2 1/2 x 2 1/4	6.75	2 1/2 x 7	16.00	3 1/2 x 3 1/2	16.00	4 1/2 x 5 1/2	14.00		
1 3/4 x 3	5.50	2 1/2 x 2 1/2	7.50	2 1/2 x 8	17.00	3 1/2 x 3 3/4	17.00	4 1/2 x 6	15.00		
1 3/4 x 3 1/4	6.00	2 1/2 x 2 3/4	8.00	2 3/2 x 2 3/4	8.00	3 1/2 x 4	10.00	4 1/2 x 6 1/2	15.50		
1 3/4 x 3 1/2	6.75	2 1/2 x 3	8.75	2 3/2 x 3	8.75	3 1/2 x 4 1/2	10.75	4 1/2 x 7	16.00		
1 3/4 x 3 3/4	7.00	2 3/4 x 3 1/4	9.25	2 3/2 x 3 1/4	9.25	3 1/2 x 5	11.50	4 1/2 x 8	16.50		
1 3/4 x 4	7.50	2 3/4 x 3 1/2	10.00	2 3/2 x 3 1/2	10.00	3 1/2 x 5 1/2	12.50	4 1/2 x 9	17.00		
1 3/4 x 4 1/4	7.75	2 3/4 x 3 3/4	11.00	2 3/2 x 3 3/4	11.00	3 3/2 x 3 1/2	13.00	5 x 5	15.00		
1 3/4 x 4 1/2	8.25	2 3/4 x 4	11.50	2 3/4 x 4	11.50	3 3/2 x 3 3/4	14.00	5 x 6	15.50		
1 3/4 x 4 3/4	8.75	2 3/4 x 4 1/4	12.00	2 3/4 x 4 1/4	12.00	3 3/2 x 4	14.50	5 x 6 1/2	16.00		

All Larger at Special Prices.
 Sizes not listed charged at the price of next larger size.

PRICE LIST OF MICA IN ENVELOPES

One Sheet in an envelope put up especially to sell to the retail trade.

The most economical way to buy. There is no waste as the mica is split to standard. Buying this way you know what each sheet costs.

Size	Per Sheet	Size	Per Sheet
2 x 3	\$.04	3 x 5	\$.17
2 x 3 1/2	.05	3 x 6	.20
2 x 4	.06	3 1/2 x 3 1/2	.15
2 x 5	.08	3 1/2 x 4	.17
2 1/4 x 3	.05	3 1/2 x 4 1/2	.20
2 1/4 x 4	.07	3 1/2 x 5	.22
2 1/2 x 2 1/2	.05	3 1/2 x 6	.25
2 1/2 x 3	.06	3 1/2 x 7	.35
2 1/2 x 3 1/2	.07	4 x 4	.20
2 1/2 x 4	.09	4 x 5	.25
2 1/2 x 4 1/2	.10	4 x 6	.35
2 1/2 x 5	.12	5 x 6	.50
2 3/4 x 3 1/2	.09	5 x 7	.60
3 x 3	.09	6 x 6	.75
3 x 3 1/2	.11	6 x 8	1.25
3 x 4	.14	6 x 10	2.50
3 x 4 1/2	.15	8 x 10	3.50

Size printed on each Envelope.

**THIS ENVELOPE CONTAINS
 ONE SHEET MICA.
 SIZE 00 INCHES.
 QUALITY QUARANTEED**

Sizes of Mica used on many of the well known makes of oil stoves.

Crescent Oil Heater	3x4
Electric Oil Heater	3x4
Florence Oil Water Heater	
Old Style, 2 pieces, each	2 1/2 x 3 1/2
New Style, 2 pieces, each	2 1/2 x 1 3/4
Florence Oil Heater	
One Piece	2 1/2 x 3 3/4
Florence Oven	
One Piece	1 1/2 x 2 1/2
Holyoke Oil Heater	2 1/2 x 4 1/2
K K K Smokeless Oil Heater, 2 pieces	2x2 1/2
Leonard Smokeless Oil Heaters	
Long Chimney Blue Flame Oil Stove, 2 pieces	2x2 1/2
Wick Oil Cook Stove, 2 pieces	2x2 1/2
Miller Oil Heaters	2 1/2 x 4 1/2
New Perfection Oil Cook Stove	
One Half Pattern	1 1/2 x 3
Full Size Pattern (Superflex)	2 1/2 x 4
Ypsilanti Super-Oil Heater	
No. 66, No. 67—15" wick	5x4
No. 76 No. 77— 8" wick	4x3


PLUMBERS' SINKS



COMMON SINKS

Very Smooth

Beaded Edge



Sizes	List	Sizes	List
12 x 16 x 6	\$ 3.00	20 x 42 x 6	\$11.40
12 x 18 x 6	3.50	20 x 48 x 6	14.20
12 x 20 x 6	4.00	22 x 36 x 6	11.90
16 x 24 x 6	5.10	22 x 42 x 6	12.70
18 x 24 x 6	5.60	24 x 48 x 6	16.00
18 x 30 x 6	6.70	24 x 60 x 6	32.00
18 x 36 x 6	8.70	24 x 72 x 6	40.00
20 x 30 x 6	8.00	24 x 84 x 6	53.40
20 x 36 x 6	9.90	24 x 96 x 6	74.00
20 x 40 x 6	10.70		

	Direct from Foundry List	From Boston List
2 ft., 24 x 16 x 4½	\$ 6.50	\$ 7.20
2½ ft., 30 x 18 x 5	7.30	8.00
3 ft., 36 x 20½ x 5	8.50	9.40
3½ ft., 42 x 22 x 5	10.80	11.90
4 ft., 48 x 24 x 5	14.20	15.60
4½ ft., 54 x 24 x 5	18.30	20.10
5 ft., 60 x 24 x 5	22.50	24.70

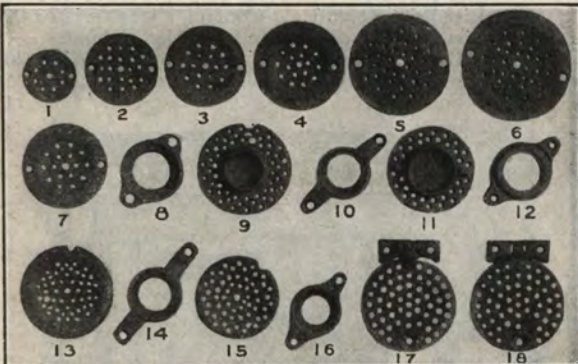
12 or more out of Boston stock, extra 10 %

12 or more shipped direct from factory extra 16 2/3%

We can furnish any of the above Galvanized, charging only additional cost for Galvanizing

SINK STRAINERS AND COUPLINGS

Sink Strainers



No.	Each	Doz.
1 to 5, 3 to 5 in. . .	\$ 0.30	\$ 3.00
6 5½ and 6 inch40	4.00
7 Bignal40	4.00
9 Ellis		
11 Dartmouth		
13 Somersworth		
15 Portland		
17 Magee Old Pat. . .	.84	
18 Magee New Pat. . .		

Sink Couplings


	Each	Doz.
All styles	\$.30	\$3.00

Give measure—center to center of holes

BRASS COUPLINGS (Yellow)
Made from Certified Yellow Metal Tested

Waterfront Couplings

	Per Pair List	Per Doz. Pieces List
¾ inch, Fine Thread, Straight or bent	\$ 2.40	\$13.00
¾ inch, Fine Thread, Straight or Bent, extra long	2.40	13.00
¾ inch, Fine Thread, Straight or Bent	2.40	13.00
½ inch, Iron Size, Straight or Bent	2.40	13.00
¾ inch, Iron Size, Straight or Bent	2.40	13.00
1 inch, Iron Size, Straight or Bent	4.50	



Coil Couplings

¾ inch, Fine Thread, Straight or Bent	\$ 2.40	\$13.00
½ inch, Iron Size, Straight or Bent	2.40	13.00
¾ inch, Iron Size, Straight or Bent	2.40	13.00

Polished Couplings, add \$0.20 to list per pair

IDEAL AIRID SIPHON VALVE



Valve shown one-half size.

This valve will operate under more adverse conditions than any valve made. Varying steam pressure, flooded radiators, forced firing of the boiler and other unfavorable conditions frequently encountered, are readily overcome by the IDEAL AIRID Siphon Valve, without attention and without adjustment.


The IDEAL AIRID Siphon Valve is equipped with a siphon or drain tube extending into the radiator, which instantly drains the water out of the valve, leaving it free and open to rid the radiator of air. This action is never failing even under excessive pressure, and leaking or sputtering is entirely eliminated.

It is simple in construction, made entirely of metal, and has no perishable parts to wear. It requires no adjustment. No attention is needed to insure proper operation at all times.

	Each List	Gr. Lots List Each	Gross Lots List Each
Airid Air Valve	\$2.00	\$1.90	\$1.80

Waverly White Porcelain Enameled Gas Cabinet Ranges

BUILT ACCORDING TO THE AMERICAN GAS ASSOCIATION SPECIFICATIONS.




Nos. 722-CE and 744-CE

Waverly White Porcelain Enameled Cabinet Range

Oven on Right or Left Side of Range

- Lower Baking Oven.....22 x 18 x 14 in.
- Upper Baking Oven.....18 x 18 x 14 in.
- Broiling Oven.....18 x 18 x 14 in.
- Cooking Top.....33½ x 25 in.
- Length.....57 in.
- Height.....59 in.
- Four Single, Two Giant & One Simmering Burner
- No. 722-C-E. List Price.....\$354.00
- No. 744-C-E. List Price.....305.00
- Like above except in having four top Burners and 18 x 18 Ovens. Shown in black, page 118
- List price, Oven Heat Control, extra.....26.00
- With plain door, add to List.....9.00



No. 1838-GCE

Waverly White Porcelain Enameled Cabinet Range

Oven on Right or Left Side of Range

- Baking Oven.....18 x 18 x 12 in.
- Broiling Oven.....18 x 18 x 9 in.
- Length less end Shelf.....44 in.
- Height.....56 in.
- Three Single, One Giant & One Simmering Burner
- 1838-GCE. List Price.....\$216.00
- List Price, Oven Heat Control, extra...26.00
- List, with White Enamel Cabinet Base...251.74
- Range with Glass Door, add.....9.00




No. 2136-E. No. 1837-GE.

Oven on Right or Left Side of Range

Waverly White Porcelain Enameled Cabinet Range

Gray enamel door frames, top frame and end shelf. Black enamel top grates. All other parts white enamel. Blue enamel burner box. Three single, one giant, one simmering top burner. Loop oven burner.

No.	Baking Oven	Broiling Oven	Length Less Shelf	Height
2136-E, 14x18x12 in.	14x18x9 in.	37 in.	48 in.	
1837-GE 16x18x12 in., 16x18x9 in.,		42 in., 48 in.		
No. 2136-E. List Price.....		\$113.60		
No. 1837-GE. List Price.....		124.54		
List Price, Oven Heat Control, Extra...		26.00		
List, 2136-E with White Enameled Cabinet Base.....		\$145.20		
List, 1837-GE with White Enameled Cabinet Base.....		\$156.14		



No. 2136-HE, No. 1837-GHE and 1838-GHE
Gray Enamel Door Frames, Top Frame and End Shelf.

Waverly Half Enamel Cabinet Range with Half Enamel Cabinet Base.

Oven on Right or Left Side of Range

- Baking Oven.....14x18x12 in.
- Broiling Oven.....14x18x9 in.
- Less Shelf.....37 in., 48 in.
- Height.....48 in.
- 1837-GHE, 16x18x12 in. 16x18x9 in. 42 in. 48 in.
- 1838-GHE, 18x18x12 in. 18x18x9 in. 44 in. 48 in.
- List Price, No. 2136-HE, With Base.....\$117.42
- List Price, With Oven Heat Control.....143.42
- List Price No. 1837-GHE, With Base...119.10
- List Price, With Oven Heat Control...145.10
- List Price, No. 1838-GHE, With Base...149.24
- List Price, With Oven Heat Control...175.24




No. 2136-HE, 1837-GHE, and 1838-GHE
Oven on right or left side of Range

Waverly Half-Enamel Cabinet Range

Gray enamel front frame, top frame support, oven and broiler door frames and two front legs. White enamel parts as shown in illustration. All other parts baked satin Japan finish. Three single, one giant and simmering top burner. Loop oven burner.

No.	Baking Oven	Broiling Oven	Length Less Shelf	Height
2136-HE	14 x 18 x 12 in., 14x18x9 in.,	37 in., 48.		
1837-GHE	16 x 18 x 12 in., 16 x 18x9 in.,	42 in., 48.		
1838-GHE	18 x 18 x 12 in.	44 in., 48 in.		
No. 2136-HE. List Price.....		\$91.42		
No. 1837-GHE. List Price.....		93.10		
No. 1838-GHE. List Price.....		119.08		
List all sizes, Oven Heat Control, Extra.		26.00		



No. 1857-GHE and 1867-GHE


Waverly White Porcelain Gas Range

Main front and feet white enameled. White enameled door panel and pans. Gray enameled door frame and top frame. Balance of range baked Japan finish. Three single and one giant top burners.

Oven.....	16 x 17 x 11 in.
Length.....	24½ in.
Height.....	31½ in.
1857-GHE. List Price.....	\$55.90
1867-GHE List Price with Broiling Burner	62.72
White Enamel High Shelf.....	List 14.30

WAVERLY GAS RANGES

BUILT ACCORDING TO THE AMERICAN GAS ASSOCIATION SPECIFICATIONS.



No. 389

Waverly Gas Range

Large Double Ovens. Enamelled Door Panels, Enamelled Drip and Broiling Pans. All other parts baked satin ebony Japan finish. Dimensions, etc.

Baking Oven	16 x 18 x 12 in.
Broiling Oven	16 x 18 x 9 in.
Length with Shelves	29 in.
Height	35 in.
List Price	\$62.08




No. 379

Waverly Gas Range

Large Double Ovens, Enamelled Door Panels, Enamelled Drip and Broiling Pans. All other parts baked satin ebony Japan finish.

Dimensions, etc.

Baking Oven	18 x 18 x 12 in.
Broiling Oven	18 x 18 x 9 in.
Length with Shelves	33 1/2 in.
Height	35 in.
List Price	\$69.00



No. 1887-GHE and 1897 GHE

Waverly White Porcelain Enamelled Cooker


Main front and feet white enameled. White enameled door panel and pans. Gray enameled door frames and top frame. Balance of range baked Japan finish. Two single and one giant top burners.

Oven	Length	Height
16 x 12 x 11 in.	28 in.	30 1/2 in.
1887-GHE. List Price	\$45.90
1897-GHE. List with Br. Burner in Oven	51.30

GAS COCKS

We stock many other styles not shown here.

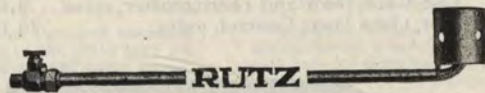
HARDWICKS TRIUMPH



Top Burners—three star, one giant. Oven Burner—triple line type with safety lighter. Burner Box and Burners Aluminized, ends of range Black, rear legs Black. Modern and improved interchangeable burner grates. Oven linings in all styles are aluminized.

Baking Oven	18 x 20 x 12 in.
Broiling Oven	18 x 20 x 7 1/4 in.
Height Over All	49"
Floor Space	24 x 43"
Cooking Top	21 1/2 x 19" Wide
Vent Pipe Collar	3"
No. 163. Left Oven.	{ Enamel except }	\$ 78.00
No. 164. Right Oven.	{ back legs & ends }	78.00

RUTZ LIGHTERS For Gas Stoves



List, Regular Style.....\$3.00




List with Shut Off Cock Underneath.....\$3.30

WAVERLY OVENHEAT CONTROL (Robert Shaw)

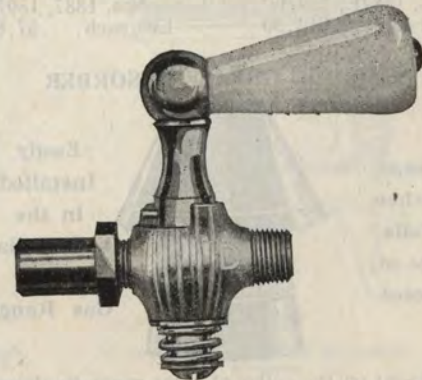


Used on Waverly Gas Ranges



1/8 Inch Regular A.G.A. Range Cock with Adjustable Hood. Porcelain Handle. Plug Finished and Plated, Body Plated Rough.

List each, A. G. A.	\$0.84
List each, U. G. I., Spring Washer Bottom84



1/8 Inch Fluted Body Range Cock U. G. I. Spring Washer with Adjustable Hood. Porcelain Handle.

List	each \$0.84
List White Porcelain Handles only20

WAVERLY GAS RANGES




No. 722-C

Waverly Cabinet Range

Four Single, Two Giant and One Simmering Burner

Lower Baking Oven.....	22 x 18 x 14 in.
Upper Baking Oven.....	18 x 18 x 14 in.
Broiling Oven.....	18 x 18 x 14 in.
Cooking Top.....	33½ x 25 in.
Length.....	57 in.
Height.....	59 in.
List.....	\$210.70
List, Oven Heat Control, extra.....	26.00
List, Glass Door and Thermometer, extra.....	9.00

HIGH SHELVES

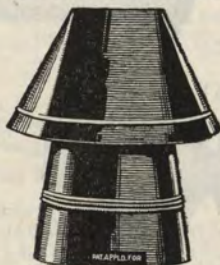


White Enamel
For use on
Nos. 1857E, 1867E
Nos. 1887E, 1897E
List each...\$14.30

Plain Black
For use on
Nos. 1857, 1867
Nos. 1887, 1897
List each...\$7.80

CALORIC GREASE ABSORBER

Keeps
Kitchen
Walls
Free of
Grease



Easily
Installed
in the
Vent Collar
of a
Gas Range

Placed on the collar of a gas range to absorb the greasy vapors that arise from the oven when broiling, roasting or baking.

No.	Size	Circumference	List
40	4 in. Round	12½ in.	\$2.70
44	4 in. Oval	12¾ in.	2.70



No. 744-C

Waverly Cabinet Range

Three Single, One Giant and One Simmering Burner

Each Baking Oven.....	18 x 18 x 14 in.
Broiling Oven.....	18 x 18 x 14 in.
Length less Shelf.....	45 in.
Height.....	59 in.
Cooking Top.....	23 x 25 in.
List.....	\$180.20
List, Glass Door and Thermometer, extra.....	9.00
List, Oven Heat Control, extra.....	26.00



Nos. 1857 and 1867

Waverly Gas Range

Combined Baking and Broiling Oven. Enamelled Door Panel. Drip and Broiling Pans. All other parts baked satin ebony Japan finish. Two single and one giant top burners.

Oven	Length Top	Depth Top	Height
16 x 17 x 11 in.	24½ in.	23 in.	31½ in.
List, No. 1857, less Broiler.....			\$44.22
List, No. 1867, with Broiler and safety locking device.....			51.00




Nos. 2136S, 1837S and 1838S
Oven on right or left side of top.

Waverly Gas Range

Enamelled Splash, Pans and Panels. All other parts baked satin ebony Japan finish.

	Baking Oven	Broiling Oven	Length less Shelf	Height
2136S,	14 x 18 x 12 in.,	14 x 18 x 9 in.,	37 in.,	48 in.
1837S,	16 x 18 x 12 in.,	16 x 18 x 9 in.,	42 in.,	48 in.
1838S,	18 x 18 x 12 in.,	18 x 18 x 9 in.,	44 in.,	48 in.
List, No. 2136S.....				\$67.80
List, with Oven Heat Control.....				93.80
List, No. 1837S.....				75.20
List, With Oven Heat Control.....				101.20
List, No. 1838S.....				88.00
List, With Oven Heat Control.....				114.00
List, No. 1838 C, same as above with Canopy Shelf, Hot Closet.....				117.20
List, With Oven Heat Control.....				143.20



Nos. 1887 and 1897

Waverly Gas Range

Combined Baking and Broiling Oven. Enamelled Door Panel. Enamelled Drip and Broiling Pans. All other parts baked satin ebony Japan finish. Two single and one giant top burners.


Oven	Length Top	Depth Top	Height
16 x 12 x 11 in.	28 in.	13½ in.	31½ in.
List, No. 1887 less Broiler.....			\$35.60
List, No. 1897 with Broiler and safety locking device.....			41.00

GAS COOKERS

**BARSTOW
THREE-BURNER BLACK COOKER**



**BARSTOW
THREE-BURNER ENAMEL COOKER**



**BARSTOW
FOUR-BURNER BLACK COOKER**



No.	List
18-32 without Broiler	\$50.00
B18-32 with Broiler and Safety attachment	58.00
No. 24 High Shelf, Enameled	11.00
Oven heat control	20.00
Main top over all	28½ x 18 inches
Height to cooking top	33½ inches
Oven	18 x 13½ x 12 inches

No.	List
18-32E without Broiler	\$64.00
B18-32E with Broiler and Safety attachment	72.00
No. 34 High Shelf, Enameled	11.00
Oven heat control	20.00
Main top over all	28½ x 18 inches
Height to cooking top	33½ inches
Oven	18 x 13½ x 12 inches

No.	List
18-42 without Broiler	\$65.00
B18-42 with Broiler and Safety attachment	73.00
No. 34 High Shelf, Enameled	11.00
Oven heat control	20.00
Main top over all	28½ x 26 inches
Height to working top	33½ inches
Oven	18 x 13½ x 12 inches

The main top of each of these cookers has the Barstow Patented Recessed Gas Cocks encircled with nickel plated cups. Set down in the main top; an ideal location, as neither the apron pocket or other clothing can catch on the gas cock heads. This safety feature is found on both the three-burner and four-burner Cookers. Detachable Nickel Rail.

The giant burner on each Cooker top has a simmering burner in the center, controlled by a special and separate gas cock. Instructions for operating are cast into its nicked cup showing just which way to turn the handle when one wants to use the simmering section only, the complete burner, or when the gas is to be turned off.

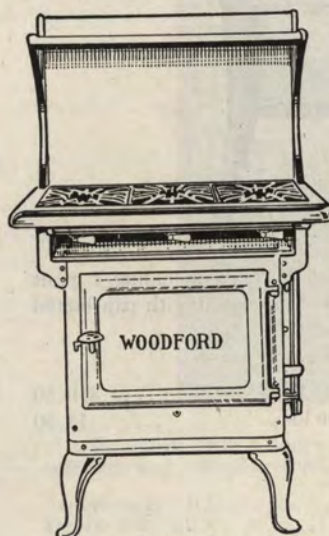
The Burners are lighted with a Rutz Swing Type Automatic Lighter

**BARSTOW
FOUR-BURNER ENAMELED COOKER**



No.	List
18-42E without Broiler	\$83.00
B18-42E with Broiler and safety attachment	91.00
No. 34 High Shelf, enameled	11.00
Oven heat control	20.00
Main top over all	28½ x 26 inches
Height to working top	33½ inches
Oven	18 x 18 x 12

WOODFORD GAS COOKER

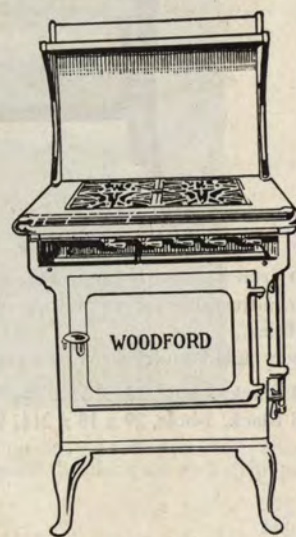


No. 17 F

Three Top Star Drilled Removable Burners

No.	List
17F less Broiler, in Black Finish	\$35.00
17F with Broiler, in Black Finish	43.00
High Shelf	10.00
Oven	17 x 14 x 12 inches
Size of Top	29 x 16 inches
Height	31½ inches

WOODFORD GAS COOKER



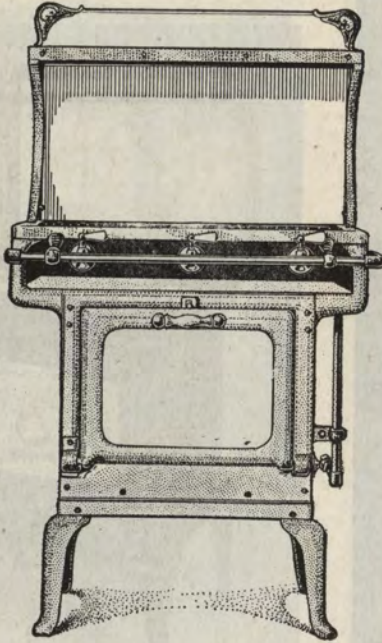
No. 17 G

Four Top Star Drilled Removable Burners

No.	List
17G less Broiler, in Black Finish	\$50.00
17G with Broiler, in Black Finish	60.00
High Shelf	10.00
Oven	17 x 14 x 12 inches
Size of Top	26 x 23½ inches
Height	31½ inches

GAS COOKERS

WAVERLY
THREE-BURNER COOKER

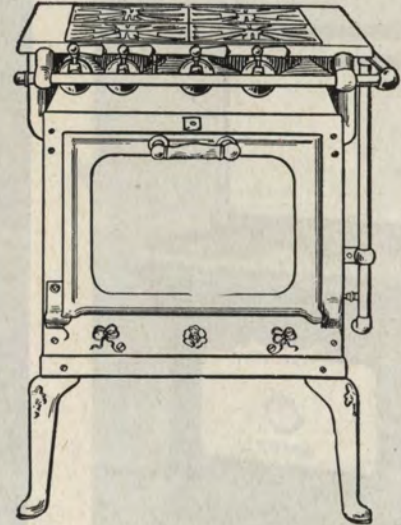


Combined Baking and Broiling Oven. Enameled Door Panel. Galvanized Drip Pan. Three Top Star Drilled Removable Burners.

Oven	16 x 13 x 11
Size of Top	27½ x 15 in.
Height	32 in.

No.	List
326 White Drop Door	\$25.00
326 White Drop Door with Broiler and Safety Attachment	30.00
326 Gray Enamel with Broiler and Safety Attachment	44.00
Canopy Shelf White Splashers	10.00

WAVERLY
FOUR-BURNER COOKER




Combined Baking and Broiling Oven, Enameled Door Panel Only. Galvanized Drip and Broiling Pans. Four Top Star Drilled, Removable Burners.

Oven	16 x 17 x 11
Length of Top	24½ in.
Depth of Top	23 in.
Height	31¾ in.

No.	List
426 White Drop Door	\$34.00
426 White Drop Door with Broiler and Safety Attachment	39.00
426 Gray Enamel with Broiler and Safety Attachment	52.00
Canopy Shelf, White Splashers	10.00

LAUNDRY HOT PLATE



Cast iron top, with removable star drilled burners, including 1 giant burner, adjustable valves and air regulators. Furnished with pan bolted to each leg.

A very rigid laundry stove at a popular price.

No. 32 Black, 2-hole, 23½ x 12 x 21½, Weight 31 lbs.	\$10.50
No. 33 Black, 3-hole, 29 x 18 x 21½, Weight 36 lbs.	14.50

IMP

SOOT KILLER AND FIRE EXTINGUISHER

Cleans stoves, furnaces, pipes, chimneys. Removes all Soot. "IMP" makes chimneys as clean as a whistle in 5 minutes.

YOUR chimney may catch fire — Let "IMP" clean it now.

Safeguard your home—Always keep "IMP" on hand. It may save you many dollars and immeasurable personal loss.

No dust, no smell, no noise, no flame, no explosion, no mess, no covering up of furniture and cleaning up afterward. No bother at all. Just put one little package of this powder into stove or furnace, onto HOT BED OF COALS, close covers, open all dampers leading to chimney.


Children and everyone can use "IMP." "IMP" is cheap, safe, clean and sure. Easy to use "IMP."

Nothing to open or scatter, — just place the package itself on the fire and the job is done. Full direction on packages.

Dozen, List	\$6.00
Per package, List50

BARSTOW GAS RANGES

FULL ENAMELED RIGHT OR LEFT HAND OVEN



	List
No. 181R Right Oven.....	\$108.00
No. 181L Left Oven.....	108.00
No. 181R-T Right Oven with Oven Heat Control.....	128.00
No. 181L-T Left Oven with Oven Heat Control.....	128.00
Baking Oven.....	18x18x12"
Broiling Oven.....	18x18x 9"
Length.....	.47"
Height.....	.48 1/4"


	List
No. 181R-E Right Oven (Enameled).....	\$140.00
No. 181L-E Left Oven (Enameled).....	140.00
No. 181 Semi-Enamel Right Oven.....	122.00
No. 181 Semi-Enamel Left Oven.....	122.00
No. 181R-E-T Right Oven with Oven Heat Control.....	160.00
No. 181L-E-T Left Oven with Oven Heat Control.....	160.00
Baking Oven.....	18x18x12"
Broiling Oven.....	18x18x 9"
Length.....	.47"
Height.....	.48 1/4"

Enameled Splashes, Pans and Panels, Oven Indicator, Rutz Lighter with shut off cock. Special Alloy Rust Resisting Metal Linings.

Enameled Fully a soft tone French Gray, Splashes, Pans and Panels snow white with Borders, Rutz Lighter, Heat Indicator, Special Alloy Rust Resisting Metal Linings.

NO. 14 SEMI-ENAMELED RIGHT OR LEFT HAND OVEN

NO. 14 FULL ENAMELED RIGHT OR LEFT HAND OVEN



Medium Sized Cabinet Style having an oven 14" wide, 14" high and 18" deep. Rust resisting oven linings and non-warping oven bottom of special design.

New Type Oven Heat Control, conveniently located. Unnecessary to reach over flame to set the dial as it is entirely out of the way of the burners.

Entire front control of gas cocks as well as oven heat control.

Four burner top. Special simmering burner built into the center of one front burner makes its use much more convenient than when placed separately at one side.

Standard Rutz Lighter with Shut-off. Solid porcelain enameled splashes and warming shelf. Enameled broiler pan and drip pan.

Length over all.....	.39 1/4 inches
Depth over all.....	.24 1/2 inches
Height to cooking top.....	.32 inches
Height over all.....	.47 1/2 inches
Working Top.....	.20 1/2 x 19 1/2 inches
Baking Oven.....	.14 x 14 x 18 inches
Broiling Oven.....	.14 x 14 x 7 inches

	List
No. 14 Semi-Enamel.....	\$88.00
No. 14 Full Enamel.....	110.00
Oven Heat Control, Extra.....	20.00

PEERLESS "GAS FYRE" HEATERS




No. 200
10 Radiants

No.	Finish	19 inches wide	18½ inches high	List
200	Velvet Black			\$28.80
200	Antique Brass			32.40

No. 200 — 7 Radiants


No.	Finish	15 inches wide	18 inches high	List
200	Velvet Black			\$24.00
200	Antique Brass			27.60



No. 210 — 10 Radiants

No.	Finish	23 inches wide	22 inches high	List
210	Velvet Black			\$33.60
210	Antique brass			38.40

ECONOMIC RADIANT HEATERS



Black Enamel
Trimming in Nickel


	List
No. 6 with Six Radiants	\$15.20
No. 8 with Eight Radiants	18.40
No. 10 with Ten Radiants	22.20

SQUARE GAS SAD IRON HEATER



	List
Price, each	\$ 1.20
Per dozen	12.00

ECONOMIC
GAS FIRED STEAM RADIATORS




For heating Schools, Churches, Stores,
Theatres, Residences, Factories
or Apartments.

Price List

Section	Length including trimmings	Rating sq. ft.	Weight	List
3	13 inches	21	105	\$31.25
4	16 inches	28	140	36.65
5	19 inches	35	175	44.10
6	22 inches	42	210	49.50
8	28 inches	56	280	62.00
10	34 inches	70	350	76.10
12	45 inches	84	420	90.15
15	54 inches	105	525	104.60

Made in 24 inch and 32 inch heights.
Send for Special Circular and Price List.

GAS METAL TUBING




Flexible Metal Tubing with Sunset special long red rubber ends.

List Price, per foot	\$.10
List price, 100 feet or more, per foot	.08

Rubber ends, long style. Longer than shown above.

WE ARE
LARGE MANUFACTURERS
OF
Stove Pipe and
Elbows
AND
Furnace Pipe and
Fittings
(See pages 90 to 99 of this Catalogue)
LARGE STOCKS PROMPT SHIPMENTS
BEST SERVICE

GAS HOT PLATES



No. 2 BEAUTY

Dimensions, 23½ ins. x 12 ins. x 7½ ins.

- | | |
|---|--------|
| No. | List |
| 2 Nickel Plated with Star Drilled Burners | \$8.10 |



26 CALORIC

Dimensions, 20½ ins. x 11 ins. x 6½ ins.

- | | |
|---|--------|
| No. | List |
| 26 Nickel Plated, with Star Drilled Burners | \$7.50 |



10 CALORIC

Dimensions, 19½ ins. x 10 ins. x 6 ins.


- | | |
|--|--------|
| No. | List |
| 10 Nickel Plated with Star Drilled Burners | \$6.70 |



2 IDEAL

Dimensions 19 ins. x 9 ins. x 6 ins.

- | | |
|---|--------|
| No. | List |
| 2 Nickel plated with Star Drilled Burners | \$5.30 |



5 IDEAL

Dimensions, 17½ ins. x 8¾ ins. x 5 ins.

- | | |
|------------------------------------|--------|
| No. | List |
| 5 Nickel Plated, Dome Burner | \$4.50 |
| 5 Black, Dome Burner | 3.60 |



1 IDEAL

Dimensions 8½ ins. x 8½ ins. x 5 ins.


- | | |
|---|--------|
| No. | List |
| 1 with Cock, Black, Dome Burner | \$2.00 |
| 1 with Cock, Nickel Plated, Star Burner | 2.50 |



No. 3 BEAUTY

Dimensions, 34½ ins. x 12 ins. x 7½ ins.

- | | |
|---|---------|
| No. | List |
| 3 Nickel Plated with Star Drilled Burners | \$12.20 |



27 CALORIC

Dimensions, 30 ins. x 11 ins. x 6¾ ins.


- | | |
|---|---------|
| No. | List |
| 27 Nickel Plated, with Star Drilled Burners | \$10.80 |



11 CALORIC

Dimensions, 29 ins. x 10 ins. x 6 ins.

- | | |
|---|--------|
| No. | List |
| 11 Nickel Plated, with Star Drilled Burners | \$9.50 |



3 IDEAL

Dimensions 28½ ins. x 9 ins. x 6 ins.


- | | |
|---|--------|
| No. | List |
| 3 Nickel Plated with Star Drilled Burners | \$7.80 |



9 IDEAL

Dimensions 26½ ins. x 8¾ ins. x 5 ins.

- | | |
|---------------------------------------|--------|
| Nickel Plated with Dome Burners | \$6.70 |
| Black with Dome Burners | 5.50 |



0 NURSERY STOVE

- | | |
|--|--------|
| Dimensions, 4½ in. diameter, 3 ins. high | List |
| No. 0 Black, per dozen | \$4.90 |

SECURITY OVENS

For Gas, Oil, Gasoline and Alcohol Stoves



No. 25 Polished Blue Door, One Glass Panel

Width 13 in., Depth 12½ in., Height 18 in.
Asbestos lined, Weight crated 19 lbs.
No. 25, Drop Glass Door ... ^{List} \$5.30



No. 35 Polished Blue Drop Door
Width 13 in., Depth 12½ in., Height 18 in.
Asbestos lined, Weight crated 18 lbs.

No. 35 Single Oven ^{List} \$4.90




No. 55 Glass Swing Door
Width 12½ in.
Height 11½ in.
Depth 10 in.
Steel Linings on ends only.

No. 55 Baby ^{List} \$3.10



No. 50 Polished Blue Swing Door
Width 12½ in.
Height 11½ in.
Depth 10 in.
Steel Linings on ends only.

No. 50 Baby, List ^{List} \$2.90



No. 40 Polished Blue Door, 2 Glass Panels
No. 140 Polished Nickered Door, 2 Glass Panels
Width 21 in., Depth 12½ in., Height 18 in.
Asbestos lined, Weight crated 27 lbs.

No. 40 With Twin Glass Drop Door ^{List} \$6.80




No. 30 Polished Blue Door
Width 21 in., Depth 12½ in., Height 18 in.
Asbestos Lined, Weight crated 25 lbs.

No. 30 Polished Blue Door ^{List} \$6.40



No. 45 Polished Blue Door, 2 glass panels with Oven Indicator

Width 21 in., Depth 12½ in., Height 18 in.
Asbestos lined, weight crated 27 lbs. ^{List}
No. 45 with twin glass drop door, ^{List} \$8.30




Fifteen Reasons Why Security Ovens are Attractive, Efficient, Convenient and Economical

1. Strong double seams closed on heavy presses.
2. Air chambers, top, sides and back.
3. Asbestos insulation.
4. Crimped Bright Tin Plate Lining.
5. Embossed beading adds rigidity.
6. Follansbee Polished Sheets highest quality uniform Blue.
7. Two strong racks. Rods run from bracket to bracket. Each rod forms independent support—will not slip or collapse (rods of inferior racks run opposite direction and entire weight rests on two rods.)
8. Double stationary Baffle Plate—oval bottom and perforated ends distribute heat evenly—curved bottom prevents flames from touching bottom of oven.
9. Draft system—openings at bottom outside, top and bottom inside.
10. Bottom opening to fit burner.
11. Substantial Door Supports placed below door will save your arms from burns.
12. Perforated Bright Tin Windows for observing flames.
13. Doors deep drawn and embossed on heavy power presses. Rigid and level—fit tightly.
14. Nickered Alaska Handles. Nickered Alaska Knob that holds door tight against oven (one good knob and two good hinges are enough for any good door. Two knobs necessary on flimsy construction but not required on Security doors.
15. Three brackets for racks.

The above does not refer to Baby Security Ovens Nos. 50 and 55 which are of a different design.

NESCO OIL COOK STOVES

Color — beautiful grey with black horizontal surfaces and black legs. Chimneys are turquoise blue. Dome shaped leveling screws on each leg.



212 with High Shelf



213 with High Shelf



214 with High Shelf



THE SECRET OF SUCCESSFUL OPERATION IS IN THE BURNER

There rests the famous non-burnable Rockweave Wick in the bowl or channel of the burners. The pointer handle swings from side to side and raises the whole burner and chimney up, or lowers it by a toggle joint, thus turning the flame down or up.



A lifting rod raises the chimney for lighting. Chimney drums are turquoise blue enameled. A wrench is permanently attached for tightening the packing nut over the sliding joint of the feed pipe line.

Here's the famous Rockweave Wick. Asbestos strands are spun around fine wire. These strands are then woven as you see in the picture. Long lasting, flexible, strong, easy to clean. Rockweave.



No. 500 ROLO OIL RANGE (Oven interchangeable, left or right)

Simplicity is one of the greatest characteristics of Nesco Oil Cook Stoves. This is so because there are no ratchets and gears to stick. Turning up and down is done by simply turning the pointer handle from one side to another. This lowers and raises the burner by what is called a toggle joint in which there is simply a pivotal point from which the arm lowers or raises, carrying the burner with it. There are no other movable parts — and these are in plain sight.

The wick which should be removed for cleaning is easily taken out after the blue chimney is taken off. The wick is then simply pulled out, cleaned and as easily put back again.

Lighting is accomplished by raising the blue chimney drum by lifting up on the lifter rod to the left of the pointer handle, touch the match, lower the chimney, turn it left and right to seat it, turn pointer handle to burn, and the flame will soon come to cooking height.

Filling of the tank is as easily done. Take the glass tank out and set on table or floor, remove cap, fill, replace cap, and set the tank again in its place. The oil automatically flows as needed.

A stove that burns a flame like gas, one that is simple in construction, easy to handle, easy to clean, then always ready — such is the Nesco Oil Cook Stove.

Many thousands of women are using these stoves and getting great satisfaction. Relief from stove drudgery, from heavy lifting of coal and wood, from ashes and dirt, and from heavy expense are the immediate and pleasurable results.

	List
No. 211 Nesco 1 Burner Cook Stove.....	\$ 9.50
No. 212 Nesco 2 Burner Cook Stove	17.35
No. 213 Nesco 3 Burner Cook Stove.....	22.00
No. 214 Nesco 4 Burner Cook Stove.....	28.00
No. 215 Nesco 5 Burner Cook Stove.....	39.50
No. 500 Rolo 5 Burner with Oven	90.00
No. 1102 2 Burner High Shelf Extra.....	5.25
No. 1103 3 Burner High Shelf Extra.....	6.50
No. 1104 4 Burner High Shelf Extra.....	8.00
Wicks for Nesco Oil Cook Stove, per doz.....	3.00
Tank Valves36
Glass Tanks	1.15

NESCO OVEN FOR TWO BURNERS

Size Width 21½" Height 18" Depth 12½" Weight Crated 28½ lbs.
No. 301 Twin Glass Drop Door and Indicator, ..List \$6.40

OIL STOVE WICKS



OIL STOVE WICKS (Flat)

	Per Doz. List	Each List
3½ in.	\$.82	
4 in.	1.14	
4½ in.	1.14	
	Per Doz. List	Each List
2½ x 8 in., Flat Stove	\$ 0.58	\$ 0.05
3 x 8 in., Flat Stove72	.06
3½ x 8 in., Flat Stove82	.07
3¾ x 8 in., Flat Stove84	.07
4 x 8 in., Flat Stove	1.04	.10
4¾ x 8 in., Flat Stove	1.14	.10
4½ x 8 in., Flat Stove	1.14	.10
4¾ x 8 in., Flat Stove	1.20	.12
4 13/16 x 8 in., Flat Stove.....	1.20	.12
4¾ x 8 in., Flat Stove	1.24	.14
5 x 8 in., Flat Stove	1.24	.14
All Right, Nos. 1, 2 and 3, 8 in. long.....	1.76	
Aluminum, 8 in. { Same as } 8 in. long	1.76	
Aluminum, 10 in. { Majestic } 8 in. long	2.12	
Aluminum, 12 in. { and } 8 in. long	2.32	
Aluminum, 15 in. { Splendid } 7½ in. long	2.90	

OIL STOVE WICKS (Circular)

B. & H. No. 0 5 in. long.....	.34
B. & H. No. 1 7 in. long.....	.86
B. & H. No. 2 7½ in. long.....	1.00
No. 96 Mam. Slitted 8½ in. long	3.88
Rochester No. 040
No. 1 6½ in. long.....	1.00
No. 2 7½ in. long.....	1.60
No. 3 8½ in. long.....	3.88

WICKLESS STOVE STARTING RINGS

	List Per Doz.	List Per Gross
Ordinary Size Ring	\$ 1.20	\$12.00
Same Ring, Corrugated	1.20	12.00

WICKS FOR FLORENCE HEATERS

NEW STYLE — 1 Dozen Per Carton

	List Per Doz.	List Per Gross
No. 96A 8 in. Heaters Date 1916, 1917, 1918, 1919, 1920.....	\$ 0.56	
No. 181A 8 in. Heaters Date 1921, 1922, 1923, 1924, 1925, 192656	
OLD STYLE — ½ Dozen Per Carton		
No. 119A 12 in. Heaters Date 1916, 1917, 1918, 1919, 1920, 1921-284	
NEW STYLE — ½ Dozen Per Carton		
No. 220A 12 in. Heater Date 1923, 1924, 1925, 192684	

ASBESTOS KINDLERS FOR FLORENCE AUTOMATIC OIL STOVE

	List Per Doz.	List Per Gross
No. 133A for Florence stoves since 1918 marked 1-20 to 5-20, 1-21 to 5-21, 1-23 to 5-23, 1-24 to 5-24	\$ 1.15	\$13.50
No. 15A for Florence stoves prior to 1918 marked 1-18 to 5-18	1.15	13.50
No. 205A for stoves F3, F4: Water Heater W1 and Garage Heater H1.....	1.80	
No. 372A Florence for Simmering Burner.....	1.15	13.50
No. BF3 for Florence Blue Flame Stove.....	1.15	13.50
No. RS5 for Reliance, Model and Volunteer Blue Flame Stoves	1.15	13.50

WICKS AND CARRIERS

For all makes of Oil Stoves and Heaters



Stove



Giant Superfex



Heater

	List Per Doz.	List Per Gross
Acorn	\$ 6.72	
Barler Heater	4.50	
Blue Bird	5.46	
Bon Ami	5.50	
Crescent	5.50	
Clark-Jewel.....	5.46	
Dangler Heater	6.60	
Dangler	5.46	
Favorite	5.46	
Holyoke Heater K13.....	8.40	
Hot Blaze	5.50	
Kerogas No. 20	5.50	
Kerogas, Giant.....	9.50	
Loraine	5.46	
Monarch	5.46	
Monitor	5.50	
Monogram	5.50	
Miller Heater	7.80	
Nesco Perfect Cook.....	4.50	
331 New Perfection for all Perfection and Puritan Burners	6.00	
441 New Perfection Giant Superfex	9.00	
New Process	5.46	
500 Perfection Heater for 500, 600, 100 and 200 line Heaters	7.80	
325 Perfection Heater for 300 and 400 Line Heaters	7.80	
Perfect Heater	6.72	
Puritan	6.00	
Quick Meal	5.46	
Rockweave Wick	4.50	
Round Oak	4.50	
Simmons	5.46	
Splendid	5.50	
Standard	5.50	
Sunshine	5.50	
Sure Luck	4.50	

Also Wicks for all other Stoves not listed above.

We have Wicks and Carriers for all kinds of Blue Flame Oil Stoves and Oil Heaters. Write for prices.

When sending orders for Wicks of unknown name or number, send sample if possible.

WE CARRY IN STOCK

RANGES

COAL, GAS AND COMBINATION

(See pages 116 to 121 and 130 to 135)

STOVES

PARLOR, CAST IRON AND LAUNDRY

(See pages 135 and 144 to 149)

FURNACES

(See pages 152 to 154)

Gasoline Fire Pots and Torches

CLAYTON & LAMBERT MFG. CO.

SINGLE NEEDLE FIRE POT FOR TINNERS



No. 80 — FIRE POT
Capacity One Gallon

Our new improved No. 80 Single Needle Fire Pot produces an intensely hot noiseless blue flame burning perfectly either high or low test gasoline. The superheated gas which passes through many small holes in the burner plate tubes burns from both sides toward the center. A sub-flame permits turning the heating flame low between jobs, thus saving fuel expense. The top section cast iron, tank of heavy gauge drawn steel, reinforced, fitted with Patented Cushion Band at the base which protects it from injury and makes the tank leak-proof. The metal is heavily coated with tin both inside and out, thus preventing rust. The ideal Fire Pot for either indoor or outside work under severe weather conditions. A pair of coppers up to twelve pounds can be quickly heated and a 6" pot of metal melted at the same time.

No. 80 Fire Pot, Gallon..... \$36.10

COIL FIREPOTS FOR GASOLINE FOR PLUMBERS



No. 22 — Fire Pot
Capacity One Gallon

The No. 22 Fire Pot is the latest improved, up-to-date Coil Fire Pot, made with seamless drawn steel tank, tinned inside and out (rust proof), large funnel and dust-proof filler plug, heavy uprights, large valve, cushion protection band at base of tank and heavy malleable top plate. Patented three piece coil cup and top plate enables the user to remove the top section by unscrewing three large nuts exposing the burner and coil. There are no coil cup lugs or small nuts to burn off. Air pressure is produced by means of an automatic brass pump.

List

No. 22 Fire Pot, Gallon\$25.00

DOUBLE NEEDLE TORCHES FOR GASOLINE



No. 208 — Torch
Capacity One Quart

The No. 208 is the most powerful Quart Torch ever produced. It saves time in doing the work, is very economical in operation and is recommended for the general use of the mechanic. It is guaranteed to work perfectly in the wind and in weather far below zero. Burner has cast hook and support for holding soldering copper. Burner hook is removable.

List

No. 208 Torch, Quart\$19.00

SINGLE NEEDLE TORCHES FOR GASOLINE
Hook is Removable



No. 32 — TORCH
Capacity One Quart

The No. 32 Torch has been the favorite with mechanics for many years. Improvements have been added from time to time giving the user the best possible service and the new burner which has wonderful generating power now places the No. 32 far in the lead of all other single needle torches. It produces over 300 degrees more heat than any Torch on the market burning low test fuels perfectly. The tank is of heavy gauge brass strongly reinforced on the inside. The pump and all fittings are the very best and the sturdy construction of this tool is well known to thousands of users. No. 32 saves time and fuel and will outlast two ordinary Torches.

No. 32 Torch, Quart \$18.00

SINGLE NEEDLE TORCHES FOR GASOLINE
Hook is Removable



No. 144 — TORCH
Capacity One Quart

The No. 144 Torch is made to meet the demand for a cheap competitive tool. The quality is the best that the price will warrant and the No. 144 will be found superior to any other make. The Heavy gauge drawn brass tank is made with funnel shaped bottom. Burner is of bronze metal and has the open type generator that injects the air which mixes with the gas, producing a steady blue flame. The hook on the burner can be unscrewed and laid aside if it is not needed.

Air pressure required for operating the torch is quickly produced by the automatic brass pump.

No. 144 Torch, Quart \$15.00

SINGLE NEEDLE TORCHES FOR GASOLINE
Hook is Removable



No. 146 — TORCH
Capacity One Pint


The No. 146 Torch is of the same construction as No. 144 but smaller, pint size, fitted with hook and support for holding a soldering iron. Hook is removable. Shipping weight each, 3 lbs.

No. 146 Torch, Pint \$14.00

FLORENCE KEROSENE WATER HEATERS

Every housewife knows the comfort and convenience of an every-ready supply of running hot water. For the baby, for the children, for dishes, for washing, for bathing — for every household use.

This convenience of hot water *on tap* may now be enjoyed in homes *everywhere* — in the country, and in towns where gas is not available.



TWO-BURNER WATER HEATER W2

Width.....17 inches
 Height.....38 inches
 Net Weight.....50 lbs.
 Crated Weight.....75 lbs.
 Depth, including oil tank.....17 inches
 Floor space required.....19 x 17 inches
 No. W2, List.....\$35.00

A FLORENCE

Kerosene Water Heater (One-Burner or Two-Burner) can be installed in your kitchen or basement. It will supply all the hot water needed — quickly, easily, with no trouble, and at a cost unbelievably low — a few cents a day. It saves hardship and labor, and eliminates the undesirable, almost unbearable, discomfort of coal fires.

The New One-Burner Water Heater presents a high quality product that is efficient, economical in operation, and with a low initial cost.

POWERFUL, DEPENDABLE BURNER

It is equipped with the new over-sized, high-powered 15" Florence Burner. This is the same famous burner — only larger — used in the nationally known Florence Oil Cook Stoves. It *focuses* the clean, hot, kerosene-gas flame close-up to the copper coils.

TWO-BURNER

Two standard economical — powerful Florence burners *focus* their intense heat directly on twenty-eight feet of $\frac{1}{4}$ " (outside dimension) copper tubing made into two spiral coils.

The patented water leg extends down between the two powerful burners. This is a non-porous brass casting in which the water is *preheated* before entering the coils.

A Florence, One-Burner or Two-Burner, heats water faster than most kerosene water heaters on the market at the present time; and under normal domestic conditions heats a 30 gallon tank at a cost of 4 to 4½ cents.

It is wickless and has no valves, floats, or other mechanism to get out of order. The heat can be *easily* and *positively* regulated through several stages — by a turn of the lever.

QUICK, EASY INSTALLATION

A Florence Water Heater can be quickly and easily installed. It can be hooked-up with any 30 gallon range boiler (vertical or horizontal) as an independent unit or an auxiliary to a furnace or kitchen range hot water system.



NEW ONE-BURNER WATER HEATER W1

Width, including oil tank.....16 inches
 Depth.....11 inches
 Height.....41 inches
 Net Weight.....27 lbs.
 Crated Weight.....54 lbs.
 Floor space required.....12 x 16 inches
 No. W1, List.....\$20.00


Florence 8-in. Oil Room Heaters

Net Weight 10 lbs.; crated 18 lbs. Stand 23½ in. high on four legs. Leaded Steel
 Reservoir holds $\frac{3}{8}$ gallon Kerosene. Radiator Drums 8½ inches Diameter.



No. H81

Blue Steel Drum and Basket. Black Porcelain Enamelled Fire Bowl. Black baked-on Enamel Trim. Nickel Plated Lock, Spindle Wheel, Bail and Handle. Aluminum Mica Window Frame
 No. H81.....List \$7.00



No. 8225

Blue Steel Drum and Basket. Black Porcelain Enamelled Fire Bowl. Nickel Plated Trim, Lock, Spindle Wheel, Bail, Handle and Aluminum Mica Window Frame. Floor Pan sold separately.
 No. H82.....List \$8.50
 No. 8225 with Tray.....List 9.00

Florence 12-in. Oil Room Heaters

Net Weight 15 lbs; crated 25 lbs. Stand 25¾ in. high on four legs. Leaded Steel
 Reservoir holds 1½ gallons Kerosene. Radiator Drums 10½ inches Diameter.



No. 121-25

Blue Steel Drum and Basket. Black Porcelain Enamelled Fire Bowl. Black baked-on Enamel Trim. Nickel Plated Lock, Spindle Wheel, Bail and Handle. Aluminum Mica Window Frame. Floor Pan sold separately.
 No. H121.....List \$12.00
 No. 121-25 with Tray.....List 12.75



No. H122

Blue Steel Drum and Basket. Black Porcelain Enamelled Fire Bowl. Nickel Plated Trim, Lock, Spindle Wheel, Bail, Handle and Aluminum Mica Window Frame.
 No. H122.....List \$13.50

GAS WATER HEATERS

RUUD GAS WATER HEATER

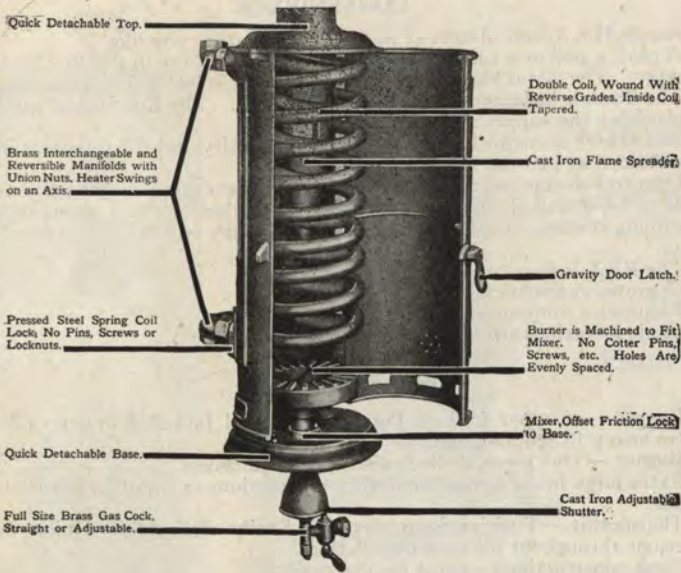



Table of Dimensions, Weights, Etc.

Size of Heater	For Size of Boiler	Dia. of Coil	Height	Dia.	Weight Crated	List Each
No. 25 Black Japan Finish	30-40	3/4"	22 7/8"	7"	45 lbs.	No. 25 Black Japanned Order for 1 to 12.....\$19.00 Order for 13 to 24..... 18.50 Order for 25 to 99..... 18.00
No. 25 Gray Porcelain Enamel Finish	30-40	3/4"	22 7/8"	7"	47 lbs.	No. 25 Grey Enamel Order for 1 to 12..... 25.00 Order for 13 to 24..... 24.50 Order for 12 to 99..... 24.00

Smoke outlet round, 9 1/2 circumference.

ACORN GAS WATER HEATER



The outside jacket consists of heavy cast iron plates. The lower half, where the heat is most intense, has a double wall with air space between the inner and outer shells.

The tubing, which is of small diameter, is formed into three spiral coils, one within another. Thirty-two feet of pipe through which the water must pass, exposes the water more thoroughly to the heat and raises it to a much higher temperature with the same amount of gas.

The water divides into three streams, each subjected to a most intense heat. It rises rapidly, becomes hotter as it goes and traveling faster as it nears the top where it reunites and is carried into the tank.

The burner produces a perfect combustion and utilizes every heat unit in the gas. By means of three cast iron deflectors the heat from the burner is staggered in and out through the coils so that the greatest possible efficiency is obtained.

If you would have plenty of hot water quickly and cheaply, put an Acorn Triple Coil Water Heater in your home. Smoke outlet circumference, 9 1/4 in.

THE STACK GAS WATER HEATER



is constructed on lines and principles radically different from those of any other gas water heater. The cold water, entering at the bottom, is divided into many thin streams, each enclosed in a copper tube, and exposed directly to the full strength of the flame.

Comparison with Ordinary Competitive Heater

	Ordinary	Stack
Initial Temperature of Water	54°	54°
Temperature after 6 min. run	115°	154°
Temperature after 12 min. run	119°	166°
Temperature after 30 min. run	134°	178°

The competitive coil heated 15 gal. of water average 40° rise in 30 minutes, burning 30 cubic feet gas = efficiency .3030

Stack heated 15 gal. of water average 79° rise in 30 minutes burning 30 cubic feet gas = efficiency .72

This would indicate, based upon the cost of gas in Boston, that the Stack Heater would save in gas bills approximately \$1.96 per month to a family of four who use the average amount of hot water for toilet and kitchen purposes.


THIS MEANS GAS-SAVING

Size	Boiler Capacity	Cu. ft. Gas per hr.	Length in.	Smoke outlet cir.	Weight lbs.	List
No. 2	40	50-60	20	9 1/2 in	25	\$29.70

No. 3 Acorn Triple Coil Heater List \$34.00

SANDS GAS WATER HEATER

Fitted with Red Metal Unions



The Whirling Burner forces its intense heat directly into the coils. The Specially Designed Baffle Plate distributes the heat evenly to all parts of the coil.

The Handsome Cast Jacket fits snugly about the compact double copper coils. (Note the construction.)

The Compact Double Copper Coil absorbs every particle of heat from the burning gas.

Coil is like on both ends. Can be turned upside down giving twice the wear. This exclusive Sands feature prevents coils burning out.


Safety — The Gravity Hinged Self Closing Door is half the jacket — prevents explosions and makes inside of heater easily accessible. All connections are solidly brazed to insure against leaks.

Drip pans under burners.

No. 50 Sands Gas Water Heater with 20 ft. of double coil
Smoke outlet circumference, 9 3/8 in.

Order for	List
Order for 1 to 11	\$18.00
Order for 12 to 24	17 00
Order for 25 or more	16.50

REX AUTOMATIC STORAGE GAS WATER HEATER



Standard Equipment—union connection, pressure relief valve, aluminum down draft hood, gas shut off valve of special design and pilot needle valve of special design.

CONVENIENCE

Ample Hot Water always at just the temperature you like.
 A pint, a pail or a tubful stored ready for instant use in the Rex Storage Heater. The water stays hot. When drawn it is instantly replenished.
 The Tank is insulated so as to retain the heat. The Rex Heater quickly replenishes the supply as it is used.
 Hot Water is instantly available in any quantity and the temperature is maintained at just the heat desired.
 Operates so economically and priced so low, everyone may have it.
 May be installed easily in basement or kitchen without changing the plumbing system. Designed so that a bucket may be filled direct from the tank.
 The REX is easy to light.
 Operates automatically.
 Requires a minimum of gas.
 Made in various sizes to meet every requirement.

CONSTRUCTION

Heater — Copper Coil — Porcelain Enamel Jacket, Copper Coils of extra heavy 18 Stubbs gauge.
 Burner — One piece, drilled raised ports, gauzeless.
 Extra large brass water circulating connections on inlet and outlet to boiler.
 Thermostat — Positive Snap Action. Easily Adjustable Union connections throughout for easy installation.
 Tank construction — extra heavy copper.
 Insulation — hair felt.
 Outer tank covering of 24 gauge galvanized sheet metal finished in gray enamel.
 Each unit equipped with Rex (all Aluminum) Down Draft Diverter.
 Easily installed in basements with low ceiling.
 Bucket high from floor so sediment can easily be drained from tank by drain cock.
 Permanency of Temperature is obtained through the combined action of the automatic heater and exceptional efficiency of the insulation material.
 In covering the tank the best hair felt is used.
 The REX (all aluminum) Down Draft Diverter and a pressure relief valve are included as standard equipment. The needle adjusting valve permits the use of the heater with all of the widely varying kinds of gas encountered throughout the country. It will operate very efficiently on either the very leanest gas or the richest distributed.
 The material used and workmanship employed are the very best.
 The tank is "extra heavy" copper, wrapped with a thick blanket of hair felt and enclosed in an aluminized jacket. The side arm heater is of the double copper coil type. The coils are wound of extra heavy (18 gauge) seamless copper tubing. The heater couplings are brazed to the coils.
 The tank is finished with enamel — easy to keep clean. The Heater is Porcelain Enamel. The sanitary high leg base is practical and attractive in appearance.

OPERATION

The Rex Automatic Storage Heater relieves one of any thought of "Is the tank lighted?" There is always abundant hot water automatically available.
 The Thermostat is snap acting — requires no adjusting and performs automatically the moment more heat is needed.
 Once set for moderate hot water — that temperature is maintained. If a higher temperature is desired, it is easily reset accordingly.
 The Pressure Relief Valve is the latest type and approved by the Underwriters. Special Pilot Control.
 Distinct advantages are obtained with The Rex Automatic Storage Heater, such as: uniform temperature; sparking clear water free from sediment; low cost per gallon in operation.

SPECIFICATIONS

Size and No.	Tank Capacity Gal.	Hot and Cold Water Union Connections Inches	Union Gas Connections Inches	Overall Height Inches	Crated Weight Lbs.	List
*20	20	3/4	3/4	54	256	\$190.00
24	24	1	1	60	290	200.00
32	32	1 1/4	1 1/4	60	310	225.00
42	42	1 1/2	1 1/2	73	365	290.00
*66	66	1	1	73	505	400.00

*Factory shipments.

If wanted with Galvanized Tank, Prices on Application.

We manufacture

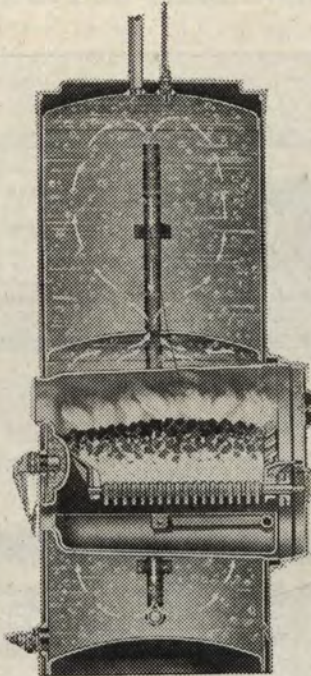
STOVE PIPE and ELBOWS FURNACE PIPE and FITTINGS

See pages 90 to 99 of this Catalogue

ARCO TANKS FOR HOT WATER SUPPLY




BURNS COAL
(Hard or Soft)




SECTIONAL VIEW OF
COAL BURNING TANK

Automatic Regulation
Gray Vitreous Enamel
Finish
Coal and Gas
Each Type Made in
Six Sizes
A Storage Tank in
Winter
An Independent Unit
in Summer
Completely Equipped



SECTIONAL VIEW OF
GAS BURNING TANK



BURNS GAS

ARCO TANK FOR COAL BURNING

Where a gas supply is not available, if coal is preferred as fuel, the coal burning Arco Tank will meet every requirement. Made of 1-8" cold rolled steel for sides and 3-16" top and bottom, it will last a lifetime. Exterior jacket finished in gray porcelain enamel. Dead air space insulation and special gravity circulator insures a minimum heat loss with positive circulation and uniform temperature of the water. Water surrounded firepot, seamless construction and the automatic regulator results in proper control of fire for any desired water temperature. Completely equipped with thermometer and automatic regulator.

ARCO TANK FOR GAS BURNING

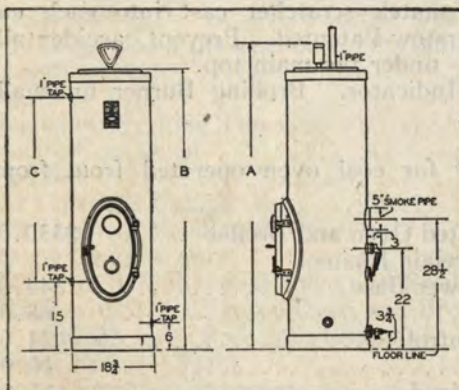
For those who prefer the use of gas as fuel, the gas-burning Arco Tank offers the utmost in efficient operation, convenience, gas economy and durability. The correctly proportioned and designed combustion chamber insures clean, odorless operation. Positive water circulation and automatic thermostatic control maintains a uniform temperature of the water. Can be adjusted for any desired water temperature. Equipped with patented brass burners which give a broad, clean flame. No fuel waste; cannot become clogged or corroded. Completely equipped with burners, thermostatic control, thermometer, diverter hood. Shipped complete ready to set up.

ARCO TANKS FOR COAL

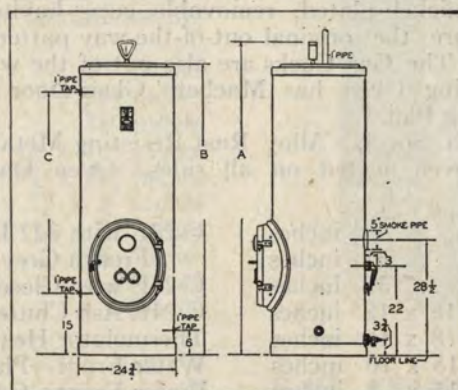
No.	List Price	Nominal Capacity Gallons	Fuel Cap. Lbs.	Cold Water Inlet Outlet			Smoke Pipe Connection	Flush-Out Plug Tapping	DIMENSIONS Inches		
				Ins.	Ins.	Ins.			A	B	C
30	\$ 84.00	30	31	1	1	5	2	55½	51½	30½	
40	102.00	40	31	1	1	5	2	65½	61½	40½	
50	120.00	50	31	1	1	5	2	75½	71½	50½	
60	138.00	60	66	1	1	5	2	56½	52½	30	
80	180.00	80	66	1	1	5	2	66½	62½	40	
100	222.00	100	66	1	1	5	2	76½	72½	50	

ARCO TANKS FOR GAS

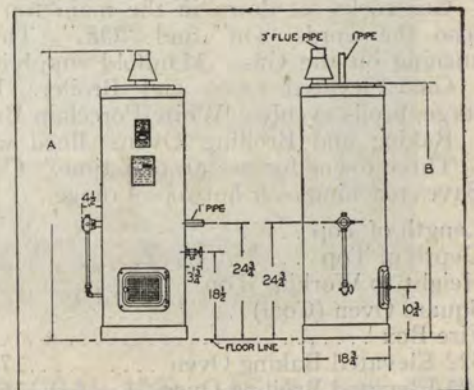
No.	List Price	Nominal Capacity Gallons	Gas Connection Ins.	Cold Water Inlet Ins.	Hot Water Outlet Ins.	Flue Connection Ins.	Flushout Plug Tapping Ins.	DIMENSIONS Inches	
								A	B
G-20	\$ 66.00	20	1	1	3	2	50½	43½	
G-25	75.00	25	1	1	3	2	56½	49½	
G-30	84.00	30	1	1	3	2	62½	55½	
G-35	93.00	35	1	1	3	2	68½	61½	
G-40	102.00	40	1	1	3	2	74½	67½	
G-45	111.00	45	1	1	3	2	80½	73½	



COAL — 30, 40 and 50 Gallons.



COAL — 60, 80 and 100 Gallons.





GAS — All Sizes

BARSTOW

Elevated
Combination Range

Elevated Ovens—For Baking—For Broiling—Both for Gas
Coal Fire Box Heats Main Oven



C-23 RANGE WITH 322 ELEVATED OVEN & BROILER
Black Finish — White Enameled Panels and Splashers

C-23E RANGE with 322-E ELEVATED OVEN & BROILER
French Grey Porcelain Enameled Finish

All the advantages of a coal and a gas range condensed into the space of one. A cool kitchen in summer. Ample cooking space on the top. Four covers for coal, two 8" two 6". For gas, four burners and a simmering burner, lighted by an automatic lighter with shut-off cock. The cooking capacity equals that of a good sized gas range.

Gas cocks set down in the main top in nickel plated, removable cups having a match scratcher cast into each cup also the words "On" and "Off." They are the original out-of-the-way pattern Barstow Patented. Prevent accidentally turning on the Gas. Manifold supplying. The Gas Cocks are also out of the way — under the main top.

Gas Elevated Oven and Broiler. Broiling Oven has Macbeth Glass Door and Indicator. Broiling Burner unusually large, broils evenly. White Porcelain Broiling Pan.

Baking and Broiling Ovens lined with a Special Alloy Rust Resisting Metal.

Three ovens for use at one time. Coal oven heated on all sides. Oven Damper for coal oven operated from front. Saves reaching over hot top of range.

Length of Top	43½ inches
Depth of Top	31 inches
Height to Working Top	32 inches
Square Oven (Coal)	18 x 18 inches
Fire Box	8 x 16 inches
322 Elevated Baking Oven	17½ x 15 x 10 inches
322 Elevated Broiling Oven	16½ x 15 x 8 inches
Range occupies only 43½ inches.	
C-23 with 322 Elevated Oven and Broiler	\$220.00

C-23E with 322 Elevated Oven and Broiler	\$330.00
French Grey Porcelain Enamel	
C-24E with Closed Lower Base	344.00
C-24E Ash Chute	68.00
Thermolator Heat Control	24.00
Water Front—Plain	10.00
Water Front—Galvanized	15.00
No. 4 Four Pipe Front Coil	17.00
No. 5 Five Pipe Extension Coil	18.00

BARSTOW

Special Combination Range

Occupies only Thirty-six inches
Has Three Full-Sized Ovens

The main top of the F-25 Special Combination Range has two 8" coal covers. Four gas burners, a simmering burner and an automatic lighter equipped with shut-off cock; combined with the elevated gas ovens give the service of a full sized gas range for summer cooking, for hurried meals.

The F-25 Special Combination Range has the damper control in a new convenient location. The words "BAKE" and "KINDLE" cast into the nickeled operating plate show how it is operated.




Here is another "difference." A new type indicator with oblong dial placed at the side of the oven, making possible an unobstructed view of the baking at all times through the Pyrex glass panel.

All these conveniences, all this cooking space, yet the F-25 Special Range is so compactly designed that it occupies only thirty-six inches.




The gas cock location on both the C-23 and the F-25 Combination Ranges is a Barstow patented feature. The gas cocks are encircled with removable cups so that their heads come just below the level of the main top.




Clothing will not catch on them, neither can small children reach them. This is a safety feature worthy of consideration.

Heat or not as desired with the C-23 Combination, and the F-25 Special Combination Ranges. There are many days in the late Spring, in the early Fall when with a coal or wood fire it is unnecessary to run the heating plant to remove that "chilly feeling." In severe winter weather a continuous fire will always keep the kitchen comfortable.

Length of Top	36 inches
Depth of Top	26½ inches
Height of Working Top	31 inches
Square Coal Oven	18 x 18 inches
Fire Box	7½ x 14½ inches
322 Elevated Baking Oven	15½ x 13 x 9 inches
322 Elevated Broiling Oven	11¾ x 13 x 7 inches
Range occupies only	36 inches
F-25 with 325 Elevated Oven and Broiler	\$197.40
F-25E with 325 Elevated Oven and Broiler	295.00
French Grey Porcelain Enamel	
Water Front — Plain	10.00
Water Front — Galvanized	15.00
No. 4 Four Pipe Front Coil	17.00
No. 5 Five Pipe Extension Coil	18.00



F-25 COMBINATION COAL AND GAS RANGE WITH
325 ELEVATED GAS OVEN AND BROILER
Black Finish — White Enameled Panels and Splashers




F-25E ENAMELED COAL AND GAS RANGE WITH
325 ELEVATED GAS OVEN AND BROILER
French Grey Porcelain Enameled Finish


HUB RANGES

THERE IS NOTHING BETTER


SOLD ONLY WHERE IT DOES NOT CONFLICT WITH ESTABLISHED AGENCIES



83-25 Model HUB and O High Shelf



83-25 Model HUB and O High Shelf and 411 Gas End Oven



83-25E Model HUB and OE High Shelf
French Grey Porcelain Enameled

MODEL HUB



- Length with end shelf and hearth 53 inches
- Length with end gas oven and hearth 64 inches
- Length with Reservoir 58½ inches
- Height of Range 34½ inches
- Width of Range 31 inches
- Covers 8 inches
- Oven 20 x 20 inches
- Fire Box with Brick 8 x 15½ inches
- Grates — Plain — Dockash — Triangular

	List Black	List Porcelain Enameled
83-25 Range	\$160.00	\$242.00
Double High Shelf O	28.50	57.30
Tea Shelf No. O	11.60	24.70
Reservoir	29.00	
411 Gas End Oven and Broiler	59.50	76.00
411 Gas End Shelf	25.70	
Waterfront	10.00	10.00
Waterfront Galvanized	15.00	15.00
No. 5 Extension 5 Pipe Coil	18.00	18.00
Brass Couplings, per set	2.40	2.40

HUB RANGES

THERE IS NOTHING BETTER

SOLD ONLY WHERE IT DOES NOT CONFLICT WITH ESTABLISHED AGENCIES




8-24 Magic HUB and R High Shelf

Can be furnished in French Grey Porcelain Enameled finish.

8-24 Magic HUB AND R High Shelf

With 211 Gas End Oven



8-24-E Range with R High Shelf



Grey porcelain enameled finish.

MAGIC HUB

Length with End Shelf and Hearth.....	53 inches
Length with End Gas Oven and Hearth.....	61 inches
Length with Reservoir.....	57 inches
Height of Range.....	32 inches
Width of Range.....	31 inches
Covers.....	8 inches
Oven.....	20 x 20 inches
Fire Box with Brick.....	8 x 16 inches
Grates — Plain — Dockash — Triangular.	

	List Black	List Porcelain Enameled
8-24 Range	\$134.50	\$214.00
R Double High Shelf	23.00	50.50
R Tea Shelf	11.00	23.00
Reservoir	27.30	42.00
211 Gas End Oven and Broiler	59.30	76.70
211 Gas End Shelf	25.70	
Waterfront	10.00	10.00
Waterfront Galvanized.....	15.00	15.00
No. 5 Extension 5 Pipe Coil	18.00	18.00
Brass Couplings, per set.....	2.40	2.40

WAVERLY RANGE



No. 81-18 RANGE WITH SINGLE HIGH SHELF

Length (including hearth) of Range with End Shelf, 44½ inches
 Length (including hearth) of Range with Gas Oven, 53½ inches
 Width of Range 28 inches. Height of Range 31¼ inches.
 Size of Oven Bottom 20 x 19½ inches.
 Plain, Dockash or Triangular Grates.

No. 81-20 RANGE WITH DOUBLE HIGH SHELF AND END GAS OVEN AND BROILER


Length (including hearth) of Range with End Shelf, 48 inches
 Length (including hearth) of Range with Gas Oven, 56½ inches
 Width of Range 29½ inches. Height of Range 31⅝ inches.
 Size of Oven Bottom 20x 20 inches.
 Plain, Dockash or Triangular Grates.

WAVERLY RANGE

	List Black	List Porcelain Enameled
81-18 Range, less Shelf	\$70.20	\$131.20
Range and Single Mantel	80.10	161.36
Range and Double Mantel	89.10	175.86
81-20 Range, less Shelf	76.50	138.00
Range and Single Mantel	86.40	168.16
Range and Double Mantel	95.40	186.00
Waterfront, 81-18, or 81-20	9.40	9.40
No. 5 Extension Coil, 81-18 or 81-20	18.00	18.00
Double Mantel R.	18.90	48.00
Single Mantel	9.90	30.16
Tea Shelf	5.40	
Reservoir 81-20 only	22.06	


GAS ATTACHMENTS

No. 12 End Oven and Broiler	41.40	64.96
No. 12 End Oven less Broiler	36.90	59.74




ENAMELED RANGE WITH DOUBLE HIGH SHELF

BASKET GRATES



No. 170


Front	Back	Deep	List
24 in.	21 in.	14 in.	\$18.90



Hammered effect, finished either with Swedish (Flemish) or Burnt Antique Brass Front.


No. 1575. 11 1/2 inches Deep

Front	Back	Swedish List	B.A.B. List
24 1/2 in.	22 in.	\$21.00	\$22.30
27 1/2 in.	25 in.	23.60	24.90
30 in.	28 in.	26.10	27.40




No. 1504. 12 1/2 inches deep

Front	Back	List
20 in.	17 1/2 in.	\$13.40
22 in.	19 in.	14.00
24 in.	21 3/4 in.	14.70
27 1/4 in.	24 in.	16.50
30 in.	26 in.	19.20




No. 1574. 11 inches deep

Front	Back	List
18 in.	14 1/2 in.	\$11.50
20 in.	16 1/2 in.	12.00
22 in.	18 1/2 in.	12.66
24 in.	21 in.	14 00
27 in.	23 1/2 in.	16.00



No. 100

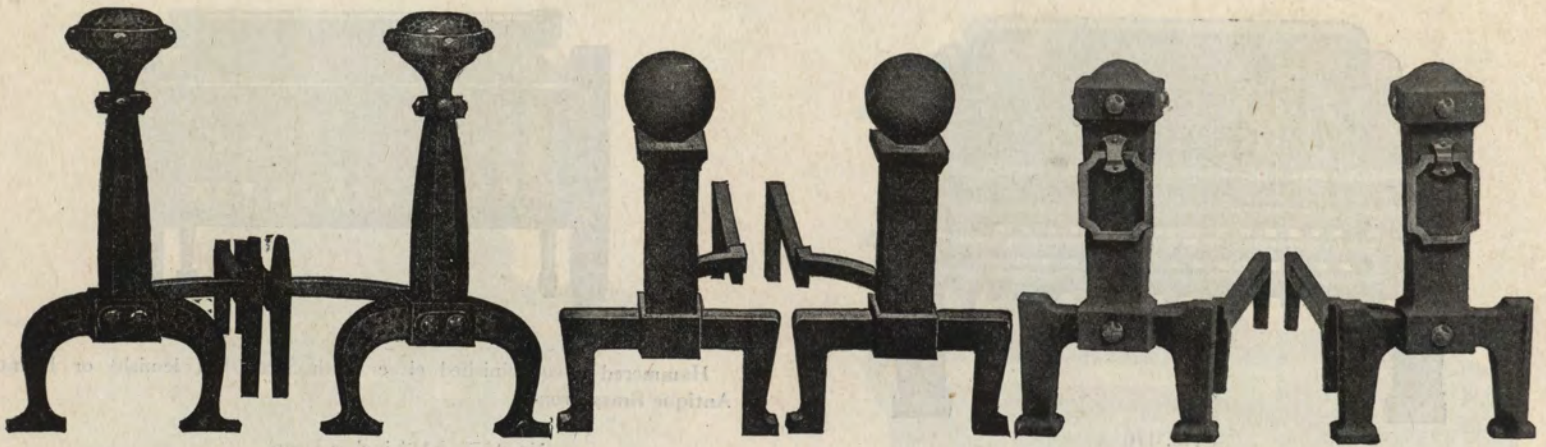
Front	Back	Deep	List
20 in.	11 1/2 in.	10 in.	\$ 9.66
22 in.	13 1/2 in.	10 in.	10.60
24 in.	15 1/2 in.	11 in.	12.10



CHAIR GRATE

Front	Back	Deep	Height	List
16 in.	9 in.	7 in.	11 in.	\$ 7.10
18 in.	9 1/2 in.	9 in.	11 in.	7.70
20 in.	11 1/2 in.	9 1/2 in.	11 in.	8.90
22 in.	13 1/2 in.	9 3/4 in.	11 in.	9.70
24 in.	15 1/2 in.	10 3/4 in.	11 in.	10.80
26 in.	17 1/2 in.	11 1/2 in.	11 in.	12.00
28 in.	19 1/2 in.	11 1/2 in.	11 in.	13.00
30 in.	21 1/2 in.	12 1/2 in.	11 in.	13.60

CAST-IRON ANDIRONS



No. 3545

Hammered Effect

18 inches high. 22 inch shanks

No. 3545 Black.....\$16.00

No. 1921

16 in. high. Full ball. 20 in. shanks

No.1921 Black\$13.00

No.1921C Black with Brass Balls.24.00

No. 872

16 in. high. 19 in. shanks.
Solid Brass Buttons and Rings.

No. 872\$19.00



No. 306

No. 305 with Straight 15 inch shanks

No. 306 with Curved 17½ inch shanks

No. 305 Black, 13¾ in. high, list \$6.60

No. 306 Black, 19¾ in. high, list 10.00

No. 1975

14½ in. high. 17 in. shanks


No. 1975 Black.....\$8.30

No. 860

Hammered Effect

18 in. high.

No. 860 Black.....\$12.50



No. 1912

13 in. high. Full ball. 13 in. shanks

No. 1912 Black.....\$6.40

No. 303

Hammered Effect

13½ in. high. Open back. 17 in. shanks.

No. 303 Black.....\$8.30

No. 261

20 in. high. 19 in. shanks.

No. 261 Black.....\$13.50

CAST-IRON ANDIRONS



No. 301

13 3/4 inches high. Open Back.
12 inch Shanks


No. 301 Black List \$5.10



OWL ANDIRONS

15 1/2 inches high. 15 inch Shanks

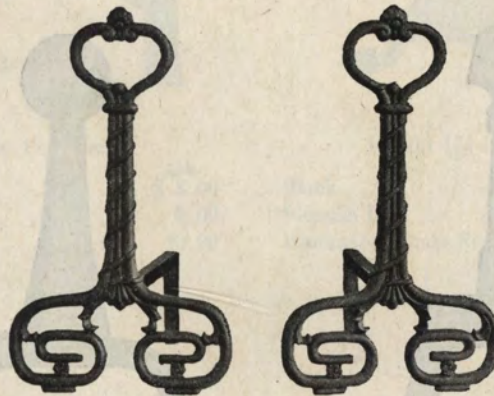
Black with Glass Eyes List \$9.90



No. 302

15 inches high


No. 302 Black List \$5.00



No. 210

17 inches high

No. 210 Black List \$3.80



No. 1780

18 inches high. 14 1/2 inch Shanks

No. 1780 Black List \$6.40



No. 201

11 1/4 inches high. 11 inch Shanks

No. 201 Black List \$3.00



No. 202. 11 1/4 in. high. 11 1/4 in. Shanks
List \$3.00

No. 203. 13 in. high, 13 in. Shanks
List 4.00



MAYFLOWER PATTERN

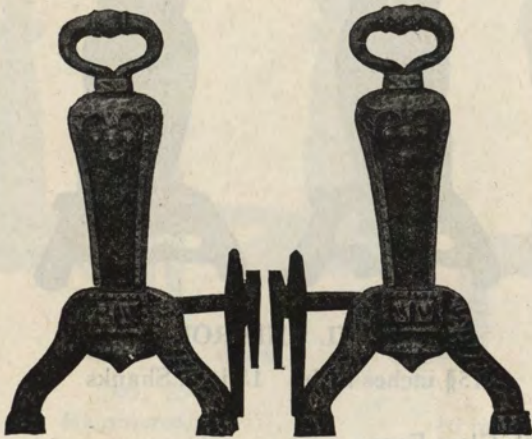
14 1/4 inches high. 14 inch Shanks

Black List \$6.00

CAST-IRON ANDIRONS

IN VARIOUS FINISHES

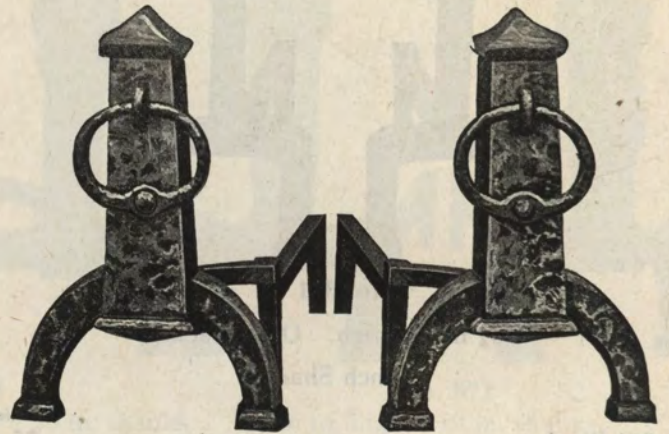
HAMMERED EFFECT



No. 3519

18½ inches high. 21½ inch Shanks


Burnt Antique Brass List 13.40



No. 3538

14¼ inches high. 18 inch Shanks

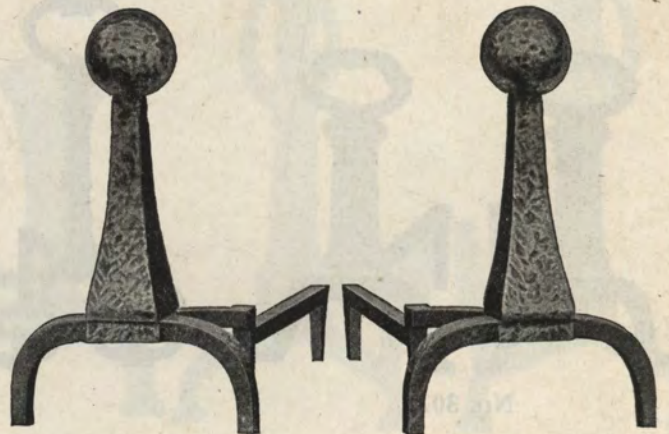
Swedish List \$14.00
 Burnt Antique Brass List 15.30



No. 3514

18½ inches high. 21½ inch Shanks


Swedish List \$14.00



No. 1981

17 inches high. 19 inch Shanks

Swedish List \$15.30



No. 304

18 inches high. 17 inch Shanks

Burnt Antique Brass List \$9.60



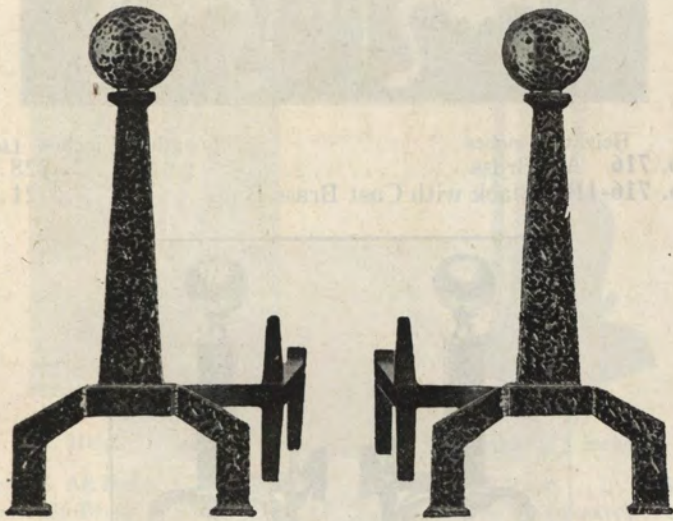
No. 3553

14 inches high. 18½ inch Shanks

Swedish List \$10.20
 Burnt Antique Brass List 11.50

CAST-IRON ANDIRONS


IN VARIOUS FINISHES
HAMMERED EFFECT



No. 401

Height 18 inches 3 inch Balls Shanks 17 inches

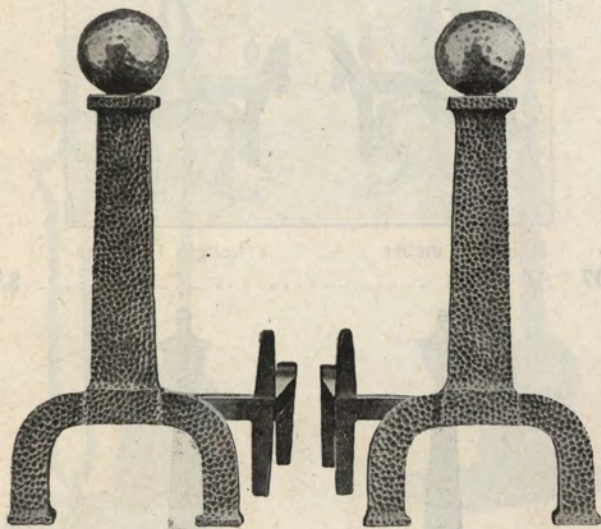
	List
Black	\$ 8.00
Flemish Iron	9.00
Colonial Brass Finish	10.00



No. 402

Height 17½ inches 3 inch Balls Shanks 17 inches

	List
Black	\$11.50
Flemish Iron	13.00
Hammered Brass Finish	15.00



No. 403

Height 18½ inches 3 inch Balls Shanks 20 inches

	List
Black	\$13.50
Flemish Iron	15.00
Hammered Brass Finish	17.50

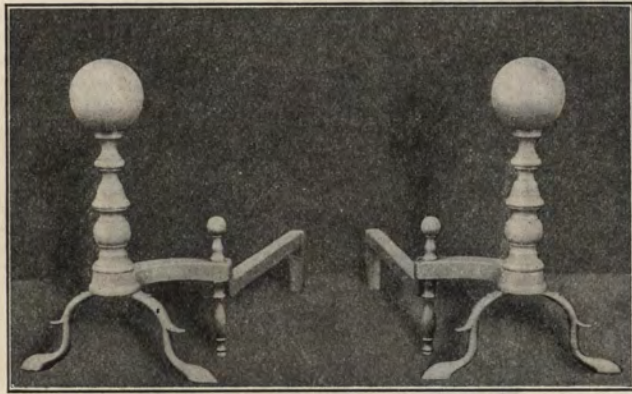


No. 404


Height 22 inches Shanks 20 inches

	List
Black	\$14.50
Flemish Iron	16.00
Hammered Brass Finish	20.00


BRASS ANDIRONS



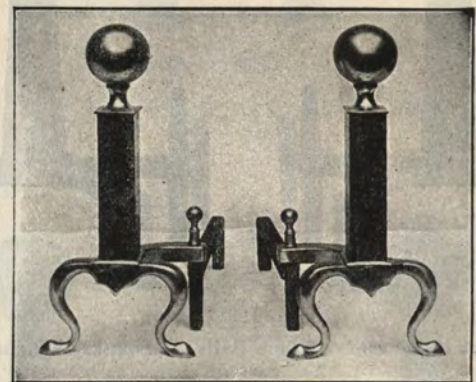
No. 500 Height 13 inches, Length 17 inches ^{List}\$22.00
 No. 502 Height 18 inches, Length 17 inches 32.00




Height 15 inches Length 17 1/2 inches ^{List}
 No. 716 All Brass \$28.00
 No. 716-1B Black with Cast Brass Balls 21.00




No. 692 Height 18 inches, Length 17 inches ^{List}\$29.00



No. 775 Height 15 1/2 inches, Length 17 inches ^{List}\$28.00




No. 663 Height 20 inches, Length 17 inches ^{List}\$32.00



Height 17 inches Length 17 inches ^{List}
 No. 707 All Brass \$30.00




Height 20 inches Length 17 inches
 No. 663-1B Black with Brass Balls \$21.00



Height 17 inches Length 17 inches
 No. 707-1B Black with Cast Brass Neck and Urn... 21.00

Brass and Combination Brass and Polished Steel Firesets



No. 156
Height 27 inches

	List
No. 156, All Brass	\$29.66
No. 1-156 Brush to match ..	8.20

No. 156-IB
Black with Brass Handles
No. 156-IB,\$19.50



No. 162
Height 27½ inches

	List
No. 162, All Brass	\$29.66
No. 1-162 Brush to match ..	8.20



No. 163
Height 28 inches
Polished Steel and Brass

	List
No. 163	\$24.30
No. 1-163 Brush to match ..	8.20

No. 163-IB
Black with Brass Handles
No. 163-IB 19.50



No. 877
Height 27¼ inches
Black with Cast Brass Balls

	List
.....	\$15.50

IRON FIRESETS



No. 858
25 inches high

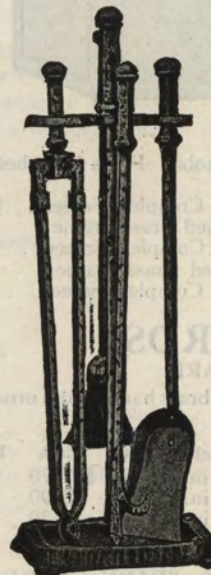
	List
Swedish	\$10.20
Burnt Antique Brass	11.00

Brush: Black Wood Handle,
Black, Green or Red
Tampico Bristles 4.00



No. 845
27¼ inches high

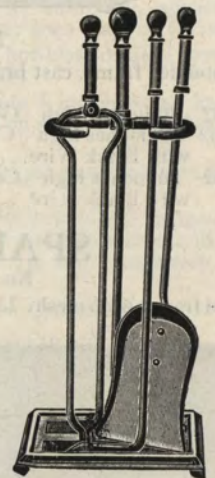
	List
Black with Brush	\$12.10



No. 890
26 inches high

	List
Swedish	\$14.60
Burnt Antique Brass	15.70

Brush: Black Wood Handle,
Black, Green or Red
Tampico Bristles 4.00



No. 847
25 inches high


	List
Black	\$8.30

Brush: Black Wood Handle,
Black, Green or Red
Tampico Bristles 4.00

FOLDING SCREENS

FOR FIREPLACES


PACKED SEPARATELY IN CARTONS



No. 451 SCREEN

Heavy rodded frame. Closely woven spiral wire cloth. Frame gun metal finish. Cast brass knobs and handles.


	Height	End Folds	Center Folds		List
No. 451	26 in.	13 in.	2-13 in.	Complete Screen	\$10.00
No. 451	30 in.	13 in.	2-13 in.	Complete Screen	11.00
No. 351	26 in.	13 in.	1-26 in.	Complete Screen	10.00
No. 351	30 in.	13 in.	1-26 in.	Complete Screen	11.00



No. 461 SCREEN

Heavy beaded steel frame finished in gun metal finish. Cast Brass handles and knobs.


	Height	End Folds	Center Folds		List
No. 461	26 in.	13 in.	2-13 in.	Complete Screen	\$10.50
No. 461	30 in.	13 in.	2-13 in.	Complete Screen	12.00
No. 361	26 in.	13 in.	1-26 in.	Complete Screen	10.50
No. 361	30 in.	13 in.	1-26 in.	Complete Screen	12.00



No. 462 SCREEN

Flat moulded frame, cast brass handles and knobs. Folds 13 inches wide.

	Height	Frame		List
No. 462	30 inches high	Gun Metal Finish	Complete Screen	\$13.50
No. 462	26 inches high	Combination Polished Brass Frame with Black Wire	Complete Screen	19.00
No. 462	30 inches high	Combination Polished Brass Frame with Black Wire	Complete Screen	21.04



No. 477 SCREEN

Hammered wrought iron frame finished in Swedish or Burnt Antique Brass. Handles to match.

No. 477	30 inches high	13 in. folds	Complete Screen	\$17.00
---------	----------------	--------------	-----------------	---------

SPARK GUARDS

No. 13 SPARK GUARD

Welded frame, 6 x 6 mesh. 23 gauge wire cloth, brass handles and ornaments



No. 13


Special sizes and styles made to order.

Width	Height	Depth	List Black	List Crated Lots of 6
25 in.	31 in.	6 in.	\$ 7.70	\$ 6.50
31 in.	31 in.	6 in.	8.90	7.40
37 in.	31 in.	6 in.	11.20	9.60
43 in.	31 in.	6 in.	13.60	11.90

No. 9 SPARK GUARD

Frame No. 6 wire rods, 6 x 6 mesh, No. 23 wire cloth, wire handles only, no ornament.

Width	Height	Depth	List Black	List Crated Lots of 6
25 in.	31 in.	6 in.	\$ 5.50	\$ 4.30
31 in.	31 in.	6 in.	7.30	5.80
37 in.	31 in.	6 in.	9.00	7.40
43 in.	31 in.	6 in.	11.10	9.40



No. 3760

Hammered wrought iron frame, finished in Swedish or Burnt Antique Brass.

No. 3760	Center Fold 26 in. wide, 30 in. high, List	\$23.00
	End Panels 13 in. wide, 26 in high	

No. 3900	Same Measurements as above, List	35.00
	Screen Bound in Polished Brass Tubing.	

**THE RIVERSIDE
RADIONA DUPLEX RADIONA AERONA**



No. 2-6 W. B. Radiona
A Necessity clothed in Beauty



No. 2-4 W. B. Duplex Radiona



Aerona No. 1-4
Priced very Low

America's Most Beautiful and Most Efficient Home Warmer

Finished in Walnut Brown porcelain enamel and grained to imitate high grade wood furniture. Operates on the principle of a warm air furnace. Circulates warm, moist air which affords an even, comfortable temperature in all connecting rooms.

Finish guaranteed to hold its lustre and not to crack or chip from heat.

Furnace built, 12 gauge refined boiler iron body, reinforced by heavy angle iron braces. Body fits into deep cup joints in top of 50 pound firepot. Thoroughly cemented and strongly bolted. Four inch high gas ring protects drum and firepot joint.

Easy to install and does the work of two or three old-fashioned stoves. Only requires the same amount of fuel as one ordinary heating stove.

Fitted with Draw Center Ball Bearing Grate.

Finish, Walnut Brown

Fitted with "Out-of-Sight" Stove Board

Will heat from two to six rooms.

SPECIFICATIONS

Height over all.....	46½ inches
Width over all.....	25½ inches
Weight.....	400 lbs
Weight of Firepot.....	50 lbs.
Diameter of Firepot.....	15 inches
Feed Door with Smoke Apron.....	10½ x 14 inches
Floor Space.....	21 x 20
Reversible Stove Pipe Collar.....	7 inch

No. 2-6 W. B. Radiona Parlor Furnace
with Kant-Mar Leg Rests, List.....\$150.00

Oblong or Console type No. 2-4. Operates on exactly the same principle as the No. 2-6 and the finish is the same.

This type burns hard coal, coke, soft coal, and wood with equal satisfaction.

The design is exceptionally beautiful. It closely resembles a piece of fine furniture, adds attractiveness to any room in which it is used, while at the same time, it does a wonderful job of heating.

Fitted with Duplex Grates.

Will heat from two to five rooms.

SPECIFICATIONS

Height over all.....	47 inches
Length over all.....	27 inches
Width over all.....	20 inches
Weight.....	325 lbs.
Firepot length at top.....	19½ inches
Firepot width at top.....	11 inches
Firepot Depth.....	8 inches
Feed Door Opening.....	9 x 11½
Smoke Pipe.....	7 inches
Floor Space.....	20 x 27

No. 2-4 W. B. Duplex Radiona with
Kant-Mar Leg Rests, List.....\$136.00

The Aerona is the lowest in price and the highest in efficiency of anything in its class. It is beautifully enameled in imitation of grained walnut on Armco steel.

Base frame made of angle iron. Large enamelled water pan with swing cover.

The main top has large openings for free outlet of the hot air.

Constant circulation at all times.

Nothing equal in durability, efficiency and appearance has ever been made at its price.

A very efficient hot-blast draft is provided by register in feed door.

The casing stands 3 inches away from inner unit at rear point on sides and 4 inches away at the back.

This means large air passing space and large heating capacity.

Heating drum fits over a high flange at top of fire pot, is bolted every two inches, and securely fastened to feed chute and combustion dome at top.

Fitted with Draw Center Grate.

Will heat from one to four rooms.

SPECIFICATIONS

Height over all.....	46½ inches
Body made of Boiler Plate.....	14 gauge
Weight.....	400 lbs.
Diameter of Firepot.....	15 inches
Weight of Firepot.....	37 lbs.
Feed Door with Apron.....	10 x 12 inches
Floor Space.....	21 x 20
Reversible Stove Pipe Collar.....	7 inch
No. 1-4 Walnut Enamel Aerona Parlor Furnace with Kant-Mar Leg Rests, List.....	\$110.00
No. 1-4 Black Aerona Parlor Furnace with Kant-Mar Leg Rests, List.....	90.00

"RIVERSIDE RADIONAS, THEY BROADCAST HEAT"


HUB PARLOR STOVES

HUB HEATER




ART HUB

With Back Pipe




ART HUB — Without Back Pipe




No.	Size	Height Less ornament	Collar	List	No.	Size	Height	Collar	List	No.	Size	Height	Collar	List
315	14 in.	52 in.	6 in.	\$94.00	109	10 in.	45½ in.	5 in.	\$40.00	109A	10 in.	45 in.	5 in.	\$33.00
317	16 in.	54 in.	6 in.	102.00	129	12 in.	46 in.	5 in.	47.00	129A	12 in.	45½ in.	5 in.	39.00
					149	14 in.	47½ in.	5 in.	58.00	149A	14 in.	46½ in.	5 in.	50.00


PRIDE PARLOR STOVES



Mounted with Polished Iron Body, Back Pipe Nickel Rim and Foot Rails.



Mounted with Polished Iron Body, Nickel rim and Foot Rails, less Back Pipe.



Mounted with Polished Iron Body without Nickel

No.	Pot	Collar	List	No.	Pot	Collar	List	No.	Pot	Collar	List
10	10 in.		\$29.40	10	10 in.		\$25.92	9	9 in.		\$16.72
12	12 in.		36.30	12	12 in.		32.82	10	10 in.		20.60
14	14 in.		43.34	14	14 in.		39.86	12	12 in.		27.66
								14	14 in.		34.46

**HUB WOOD PARLOR
EBONY FINISH**



"Can't be beat" for beauty, price or selling quality.

Nickeled foot rail. Top band and screw draft, regulator and handles. Swing top beneath is a full counter-sunk lift top with cover; side feed door and removable panel.

The front panel is held in place by concealed fastenings, is fitted with a draft flue controlled by a screw regulator. When this is removed and hung on back of the stove, stove is transformed into a portable fireplace.

A guard forms part of the draft flue and prevents the fuel from falling out when front panel is removed.

No.	Inside Dimensions of Fire Box	Height	Collar	List
124	21 x 15 x 23 in.	36 in.	6 in.	\$57.00

WOODBINE WOOD STOVE




**Heavy Gauge Polished Steel Body.
Cast Iron Top and Bottom**

The bottom is corrugated to insure best possible combustion of fuel. Heavy cast iron linings. Body tightly fitted to casting with cemented joints. Large swing top for feeding wood, with cover for cooking. Nickel plated foot rails, swing top and screw register for controlling draft.

No.	Width of Body	Length of Wood	Height	Smoke Collar	Weight Lbs.	List
22	13 in.	22 in.	34 in.	6 in.	95	\$27.00
25	14 in.	25 in.	36 in.	6 in.	120	31.00

BRAIDWOOD WOOD AIR-TIGHT

RICHMOND WOOD AIR TIGHT



No.	Height with Ornament	Takes Wood	Collar	List
20	35 in.	18 in.	5 in.	
				Hinged top. Polished steel body \$23.00
				Castings only 16.00



Uniform Color Lined Blue Steel — Sheet Steel Draft


No.	Length	Width	Height of Body	Weight	List
20	20 in.	14 in.	17½ in.	25	\$5.00
22	22 in.	16 in.	20 in.	30	5.80
24	24 in.	16 in.	21 in.	31	6.50
26	26 in.	17 in.	23 in.	35	7.80

CORCO WOOD AIR-TIGHT



No.	Wood	Width	Length	List
418	18 in.	15 in.	19 in.	\$ 6.20

LOGWOOD WOOD BOX STOVE




Swing Top

Our new box stove. Design in perfectly plain. Castings smooth and well-fitting. A beautiful, durable stove for quick and steady heating. All sizes rodded on the outside.

Number	Pipe	Hole	Height of Stove	List Price
18	18-inch Wood	6 in.	One 6 in. 20 in.	\$10.20
22	23-inch Wood	6 in.	One 6 in. 22½ in.	13.50
25	25-inch Wood	6 in.	Two 7 in. 23½ in.	16.20
28	28-inch Wood	6 in.	Two 7 in. 26½ in.	19.50
31	31-inch Wood	6 in.	Two 8 in. 26½ in.	24.00
36	(cut sides) 36-inch Wood	6 in.	Two 8 in. 29½ in.	27.00

ACTION COOK STOVE




For Coal or Wood

The Action cook stove for coal or wood represents the highest possible type of the low priced cook. We absolutely guarantee this stove to be an ideal baker in the kitchen. The ovens are large and full size and the weights given below are accurate.

No.	Holes	Oven	Pipe	Weight	List
800	4-8 inches	16x17x11	6 inches	225	\$46.00

RADIO OAK STOVE



RADIO OAK STOVE

A very smooth, attractive Oak Stove. All sizes have deep ash pits with ash pans. Polished Steel Bodies, Draw Center Grates, Base Strips, Cast Bottoms and Reversible Pipe Collars so smoke pipe can be taken off the back.

No.	Diameter	Height	Fire Pot	Over All	Pipe	Weight	List
23	12 in.	40 in.	6 in.	80 lbs.			\$20.00
25	14 in.	44 in.	6 in.	90 lbs.			24.00
27	16 in.	46 in.	6 in.	120 lbs.			32.00

SALAMANDER STOVE




USED FOR DRYING PURPOSES
 No. 16, Complete with Brick Lining
 List.....\$14.50
 Without Lining11.00

No. 16 is 16 inches in diameter, has lift-off cover, heavy grate and bed, brick-lined pot.

ANTIQUÉ FRANKLIN

Invented and Used by Benjamin Franklin in 1740




The ornament of this '76 Franklin Stove is in low relief and is an exact reproduction of the old styles, having been taken from a truly antique stove of old Pennsylvania origin. The finish is that of dull wrought iron, and is admirably set off by the bright corfer ornaments and rosettes. The fire box is correctly proportioned and can be operated with either coal (in connection with a basket grate) or with andirons for burning wood.

DIMENSIONS

Across back, inside	20 in.
Across front, between jamb.....	26 1/2 in.
Across hearth	34 in.
Depth from jamb to back.....	13 in.
Depth from back to front of hearth	25 in.
Extreme height	32 in.
Height of opening	21 in.
Pipe Collar	16 x 4 1/2 in.
Distance from floor to bottom of pipe collar	25 1/2 in.
List	\$70.00
22 in. Basket Grate for Coal, List	9.20
Any Andiron with Shanks 15 in. or less see Andiron pages.	
Spark Guard 21 x 28 in., List	9.00

RICHMOND OPEN GRATE



FOR HARD COAL, SOFT COAL OR COKE

Handsomely carved, and trimmed with Nickel Foot Rails, Nickel Plate, High Art Urn and Tiles. Has large, deep Fire Chamber, with Anti-Clinker Dumping Grate, in two pieces only, with dumping center. Heavy Brick Linings, Iron Deflector forces heat out in front. Heavy Sheet Steel Back radiates heat quickly.

Two Blowers (top and bottom) sent with each Heater.

No.	Height Under Urn	Fire Chamber Width	Fire Chamber Depth	Weight	Size of Pipe Collar	Width of Front	Each List
112	34 in.	12 in.	10 in.	121 lbs.	6 in.	20 in.	\$34.50
114	36 in.	14 in.	11 in.	141 lbs.	6 in.	22 in.	40.00
116	38 in.	16 in.	12 in.	172 lbs.	6 in.	24 in.	44.00

STOVE URNS

ORDER BY NUMBER

ALL NICKEL



No.	Dia. Base Inches	Height Inches	Width or Spread Inches	List
1853	3	7 1/4	2 3/8	\$.40
1865	3	7 3/4	2 3/4	.50
1849	2 7/8	7	5	.70
1850	3	7 1/2	5 3/8	.80
1851	3	8 3/8	5 1/2	1.00
1852	3 1/4	9	5 1/2	1.10
1869	3 1/2	9 1/2	5 1/2	1.20
1890	3 1/2	11 1/4	6 3/8	1.40
1870	3 3/4	10	6 3/8	1.60
1871	4	11 1/8	7 3/8	1.80

BARSTOW GLOBE CYLINDER STOVE



Has Draw Center Grate and Ash Pan

Size	Height	Dia. of Fire Pot	Collar	Cap. in Cu. Ft.	List
101	30 in.	11½ in.	4½ in.	1200	\$25.00
121	33 in.	14 in.	5½ in.	2000	33.00
141	36 in.	16 in.	6 in.	5000	43.00

SENATE GLOBE STOVE



Has Flat Shaking and Dumping Grate

No.	Dia. of Fire Pot	Height of Stove	Cap. in Cu. Ft.	List
16	18½ in.	37½ in.	7000	\$58.00

COLE'S ORIGINAL HOT BLAST

Brick Lined



For any fuel, hard or soft coal or wood.

Heavy velvet blue body. Heavy fire-brick linings with steel linings to top of stove. Draw center grate, nicked urn, top ring, foot rail and screw cap.

Furnished with Cole's patented steel elbow.

No.	Diam. Body	Weight	List
124B	12 in.	92 lbs.
154B	15 in.	118 lbs.
184B	18 in.	184 lbs.	\$43.00

BURNSIDE CANNON STOVE



Without Drum



With Drum

Has Draw Center Grate

The Burnside is a correctly proportioned, heavy and dependable Cannon Heater.

No.	Diameter Fire Pot at Door	Height to Collar With Drum	Height to Collar Without Drum	Size Pipe	Weight Without Drum	List
30	14"	62"	43½"	6"	170 lbs.	\$35.50
40	15½"	67"	45½"	7"	240 lbs.	46.00
50	18½"	73"	49"	7"	330 lbs.	58.00
40D with Drum						52.00
50D with Drum						65.00

The above weights and measurements are correct and not mere estimates.

WESCO CANNON STOVE



No.	Ball Bearing	Draw Center Grate	Weight	Collar	List
24	24 in.	54½ in.	525	7 in.	\$90.00
24	with steel drum				100.00

Heating capacity cu. ft. 15,000.

UNION GLOBE STOVE



Has Flat Shaking and Dumping Grate

No.	Dia. of Fire Pot	Height	Pipe Collar in Cu. Ft.	Capacity	List
4	8½ in.	26 in.	6 in.	900	\$10.00
5	10 in.	28 in.	6 in.	1000	13.00
6	11 in.	30 in.	6 in.	1100	15.00
7	12 in.	34 in.	6 in.	2000	17.50

The best and largest stove on the market for the money.

WATER LAUNDRY AND TANK HEATERS

LAUNDRY STOVES

HUB LAUNDRY



The Best Laundry Stove

Plain Grate. Fire-brick lining.

Two 8-inch covers. 10 in. Cone. 9 Irons on side. Height 26½ in. Dia. of Fire Pot 14 in. Collar 4½ in.

No. 6List \$27.00

STAR LAUNDRY




Shaking and Dumping Grate. Fire Pot 10 in. Height 20 in. Collar 6 in. Top 19½ x 13½ in.

No. 8, List\$12.00

SWEETMEAT

Confectioner's and Laundry Stove



Draw Center Grate

No. 30 has 16 in. hole, with rings to reduce to 9 in.

No.	Diam. of Top	Height	Collar	List
30	22 in.	24½ in.	5 in.	\$44.00
Waterback (60 Gals).				17.00

**WAVERLY TANK HEATER
BRICK LINED**

No. 810



The most popularly priced tank heater on the market. Deep Brick Lined Fire Pot, Triangular Grates. Large Round Top with 8 inch cover.

Height of Heater with Legs	24 in.
Tappings	2-1 in.
Diameter of Top	13½ in.
Depth of Fire Pot	12 in.
Diameter of Triangular Grate	9 in.
Heating Capacity	30 to 40 Gal.
Pipe Collar	5 in.
No. 810 List	\$26.50
No. 810 List with Galvanized Pot	36.50
In lots of 10, special prices.	

KING LAUNDRY TANK HEATER


No. 35 — 2 HOLE



Top	14 x 20 in.
Diameter of Fire Pot at Top	10½ in.
Height of Fire Pot	6½ in.
Diameter of Draw Center Grate	8 in.
Height Over All	21½ in.
Heating Capacity per Hour	75 gal.
For use with Tank	30 to 40 gal.
Weight	85 lbs.
Pipe Collar	6 in.
List	\$23.00
List with Galvanized Pot	43.00

KING LAUNDRY TANK HEATER

No. 80A — 2 HOLE

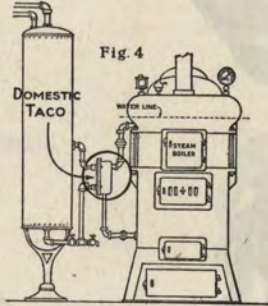



Top	22 x 24 in.
Diameter of Fire Pot	11½ in.
Height of Fire Pot	8 in.
Diameter of Draw Center Grate	9½ in.
Height over all	24 in.
Heating Capacity	100 gal.
For use with Tank	50 to 60 gal.
Weight	115 lbs.
Pipe Collar	6 in.
List	\$27.00
List with Galvanized Pot	47.00

DOMESTIC "TACO" WATER HEATER

For Use with Steam or Vapor Heating Boilers

To be installed at the side of the heating boiler, below the water line, as shown. The connections to range boiler are as usual, it being installed vertically on the same floor level as the house heating boiler or on the floor above if desired.




The boiling water within the heating boiler circulates through the "TACO" Heater and in doing so transfers heat to raise the temperature of the domestic water supply passing through the copper coil. This heat transfer is a continuous process and the storage tank is kept filled with hot water.

DOMESTIC "TACO" WATER HEATERS

Size No.	Range Boiler Suitable For	Inlet and Outlet water Connections	Top Flange and Two Side Opening Tappings	Height over all Inches	Shipping Weight Pounds	List Price
0	Up to 30 Gals	3/4"	1"	7 1/8"		\$ 5.50
30	Up to 30 Gals	3/4"	1"	7 3/8"	12	12.50
1	Up to 40 Gals	3/4"	1"	9 3/8"	25	16.66
2	Up to 80 Gals	1"	1 1/4"	13 3/8"	40	36.00
3	Up to 160 Gals	1 1/4"	1 3/4"	19 3/8"	75	60.00

RADIATORS FOR STEAM AND WATER



Made in the following special forms: Side Wall for Concealed Brackets steam and water, Legs extra high, solid (excepting 45-inch height), for steam and water, Direct-Indirect, for steam and water, Corner, curved and circular, for steam and water.

PRICES ON APPLICATION

HOT WATER SUPPLY BOILERS



No. 610

No.	*Nominal Capacity Gals.	Nominal Diam.	Grate Area Square feet	Height Over All	Tappings			List	
					Number	Size Height Upper	Height Lower		Smoke Collar
610	150	13"	.89	†30"	2	230"	11 7/8"	6"	\$40.00

For use with tank of 100 to 150 gallons.
 *Gallons per hour 25° rise on 8 hour firing period with hard coal.
 May be furnished with cast iron base plate with legs 2 1/2" high.
 Grates: triangular.
 Butterfly draft door on side of ash pit.
 No firing tools furnished with these boilers.
 When hot water supply boilers are subjected to unusual pressure we recommend that a water pressure reducing valve and relief valve be used.

These boilers are built according to A. S. M. E. Standards. The maximum allowable working pressure is 40 pounds per square inch. If required to work under higher pressure, boilers should be specially tested at 2 1/2 times the required pressure.

Johns-Manville Improved Asbestocel




MAXIMUM HEAT AT MINIMUM COST

Because the corrugations both ways provide a construction through which air cannot circulate freely (as through "Air Cell"); consequently it saves more heat. Stronger and more efficient than "Air Cell." When you understand the difference between it and "Air Cell," you will specify and use IMPROVED ASBESTOCEL — an improved insulation at a low price.

Size of Pipe	List Price per Foot	Size of Pipe	List Price per Foot	Size of Pipe	List Price per Foot	Size of Pipe	List Price per Foot
1/2"	\$0.22	2 1/2"	\$0.40	6"	\$0.80	14"	\$2.10
3/4"	.27	3"	.45	7"	1.00	16"	2.35
1"	.27	3 1/2"	.50	8"	1.10	18"	2.60
1 1/4"	.30	4"	.60	9"	1.20	20"	2.85
1 1/2"	.33	4 1/2"	.65	10"	1.30	24"	3.30
2"	.36	5"	.70	12"	1.85	30"	4.00

CAPITOL WINCHESTER BOILERS



CAPITOL WINCHESTER BOILERS

Assembly: Base, Firepot, One Intermediate Section, Dome.


Group A, Steam

No.	*8 Hr. Rating Square Feet	Nominal Grate Diam. Inches	Grate Area Square Feet	Outlets And Inlets	Coal Capacity Lbs.	Total Steam Capacity Lbs.	Height Water Line Inches	Minimum Flue Size Inches
24	325	17	1.58	2-2 1/2"	113	650	45	8x 8
31	385	19	1.87	2-2 1/2"	153	770	46	8x12
34	450	20	2.18	2-2 1/2"	165	900	46	8x12
45	575	23	2.76	2-3"	234	1150	51	8x12
55	700	25	3.27	2-3"	255	1400	52 1/2	8x12
65	900	27	3.97	2-4"	305	1800	52 1/2	12x12
75	1050	29	4.59	2-4"	335	2100	53 1/2	12x12
85	1300	33	5.94	2-4"	465	2600	51	12x12

Water

24	535	17	1.58	2-2 1/2"	113	8x 8
31	635	19	1.87	2-2 1/2"	153	8x12
34	740	20	2.18	2-2 1/2"	165	8x12
45	950	23	2.76	2-3"	234	8x12
55	1155	25	3.27	2-3"	255	8x12
65	1485	27	3.97	2-4"	305	12x12
75	1735	29	4.59	2-4"	335	12x12
85	2145	33	5.94	2-4"	465	12x12

NOTE—Boilers of 23", 25", 27", 29" and 33" grate diameter are assembled with two intermediate sections between firepot and dome.



CAPITOL WINCHESTER BOILERS

Assembly: Base, Firepot, Two Intermediate Sections, Dome.


Group B, Steam

No.	*Hr. Rating Square Feet	Nominal Grate Diam. Inches	Grate Area Square Feet	Outlets And Inlets	Coal Capacity Lb.	Total Steam Capacity Lb.	Height Water Line Inches	Minimum Flue Size Inches
25	350	17	1.58	2-2 1/2"	113	700	49 1/2	8x 8
32	410	19	1.87	2-2 1/2"	153	820	51	8x12
35	475	20	2.18	2-2 1/2"	165	950	51	8x12
46	600	23	2.76	2-3"	234	1200	56	8x12
56	750	25	3.27	2-3"	255	1500	57 1/2	8x12
66	1000	27	3.97	2-4"	305	2000	57 1/2	12x12
76	1150	29	4.59	2-4"	335	2300	58 1/2	12x12
86	1400	33	5.94	2-4"	465	2800	56	12x12

Water

25	580	17	1.58	2-2 1/2"	113	8x 8
32	675	19	1.87	2-2 1/2"	153	8x12
35	785	20	2.18	2-2 1/2"	165	8x12
46	990	23	2.76	2-3"	235	8x12
56	1240	25	3.27	2-3"	255	8x12
66	1650	27	3.97	2-4"	305	12x12
76	1900	29	4.59	2-4"	335	12x12
86	2310	33	5.94	2-4"	465	12x12

NOTE—Boilers of 23", 25", 27", 29" and 33" grate diameter are assembled with three intermediate sections between firepot and dome.




CAPITOL WINCHESTER BOILERS

Assembly: Base, Firepot, Three Intermediate Sections, Dome

Group C, Steam

No.	*8 Hr. Rating Square Feet	Nominal Grate Diam. Inches	Grate Area Square Feet	Outlets And Inlets	Coal Capacity Lb.	Total Steam Capacity Lbs.	Height Water Line Inches	Minimum Chimney Height Feet	Minimum Flue Size Inches
33	430	19	1.87	2-2 1/2"	153	860	56	40	8x12
36	500	20	2.18	2-2 1/2"	165	1000	56	45	8x12
47	650	23	2.76	2-3"	234	1300	61	50	8x12
57	800	25	3.27	2-3"	255	1600	62 1/2	50	8x12
67	1050	27	3.97	2-4"	305	2100	62 1/2	55	12x12
77	1250	29	4.59	2-4"	335	2500	63 1/2	55	12x12
87	1500	33	5.94	2-4"	465	3000	61	55	12x12

NOTE—Boilers of 23", 25", 27", 29" and 33" grate diameter are assembled with four intermediate sections between firepot and dome.



CAPITOL WINCHESTER BOILERS

Assembly: Base, Firepot, Four Intermediate Sections, Dome

Group C, Water

No.	*Hr. Rating Square Feet	Nominal Grate Diam. Inches	Grate Area Square Feet	Outlets And Inlets	Coal Capacity Lb.	Height Water Line Inches	Minimum Flue Size Inches
33	710	19	1.87	2-2 1/2"	153	40	8x12
36	825	20	2.18	2-2 1/2"	165	45	8x12
47	1075	23	2.76	2-3"	235	50	8x12
57	1320	25	3.27	2-3"	255	50	8x12
67	1735	27	3.97	2-4"	305	55	12x12
77	2065	29	4.59	2-4"	335	55	12x12
87	2475	33	5.94	2-4"	465	55	12x12

NOTE—Boilers of 23", 25", 27", 29" and 33" grate diameter are assembled with four intermediate sections between firepot and dome.

PRICES ON APPLICATION

WAVERLY ECONOMY FURNACE

THE RADIATOR

The cast iron radiator is the crowning Economy feature. Extra large, it has much more than the usual amount of radiating surface. Its single joint is packed with asbestos rope and asbestos cement so no gas can escape. Its construction allows large volumes of air to pass over the hottest part of the fire utilizing all the warmth possible from every pound of fuel.

THE COMBUSTION CHAMBER

The large combustion chamber allows ample space for proper combustion. The curved construction of the feed chute provides free flow of air and adds strength to the unit which is subject to intense heat.

OPENINGS


For Domestic Water Heater.

THE FIREPOTS

Two piece firepot allows for expansion and contraction. Heavily flanged, reinforced cup joints are used where castings join. Smooth straight sides insure clean fire. No ashes cling to its surface.

THE BASE

Moulded deep, the pan-shaped base increases ash capacity and its sturdy construction forms a solid support for the castings. The base ring is made in four sections to eliminate unnecessary weight and the danger of breakage in shipping.



CLEANOUT OPENING

Extends through front; provides for easy access to flues.

UPPER FRONT PANEL

Distinctive blue upper front panel easily put in place without bolts or screws. Narrow to prevent excess heat loss through radiation.

LARGE FEED DOOR

Makes heater convenient to fire and will remain open at any point. Extends through front making gas leakage impossible. Cold drop handles fitted to both feed and wire ashpit doors.

HINGE AND CATCH LUGS

Bolted to front and held securely by lock washers.

HUMIDIFIER

Large securely fitted humidifier in front between feed and ashpit doors, being convenient to fill. Two and one-half gallons capacity.

LOWER FRONT PANEL

Slips into position over finished frame cast on the ashpit and is firmly held in position without bolts or screws.

ASHPIT DOOR

Large ashpit door allows easy removal from large space below grates. Extends through front, preventing gas leakage.

GENERAL DESCRIPTION

The distinctive beautiful blue front gives individuality to the heater, raises it above the commonplace and makes it an attractive piece of equipment of which the owner may justly feel proud.

But more important than its appearance is its construction which makes for long usefulness and economy and cleanliness in operating. Contributing to this are the large, roomy ashpit and its tight doors; the large tightly fitted ashpit door permits the easy removal of ashes from the large space beneath the grates. Triangular grates, which may be easily shaken, crush the ashes and clinkers and allow the firebed to be carefully cleaned. A big conveniently located humidifier is found in the front just below the large feed door. Cold drop wire handles are placed on both the feed and ashpit doors. The ashpit, feed chute and radiator openings extend through the front so that no smoke, gas or dust can leak into the warm air chamber. The cleanout opening at the front of the radiator, extending through the front, provides easy access for the removal of soot that collects and enables the owner to receive full value from the clean radiating surfaces of the heater. When properly erected this construction positively eliminates nuisance and makes any house warmed by an Economy a clean, luxuriantly warmed and humidified home.

Coil openings at the side of the feed chute provide for the use of a Domestic Water Heater.

In the production of the Economy attention has been given not only to making the heater attractive and easy to operate but, in addition, high quality raw materials have been combined with skillful design and manufacture. As a result, the Economy will give excellent service under hard and continuous use for many years at an economical cost for operation.

DATA OF WAVERLY ECONOMY FURNACE

No. of Furnace	Capacity sq. inches	Rooms to be Heated	Dia. of Firepot	Dia. of Casing	Height of Casting	Outside Dia. of Radiator	Size of Smoke Pipe	Height to Center Smoke Collar	Size of Feed Door Opening	Size of Ash Pit Door Opening	List Furnace Less Casing	List Casing Only
1836	436	4 to 5	18"	36"	49 $\frac{1}{4}$ "	29 $\frac{1}{8}$ "	8"	43 $\frac{1}{2}$ "	12 $\frac{3}{4}$ " x 11"	18 $\frac{3}{4}$ " x 12 $\frac{3}{8}$ "	\$112.50	\$15.00
2040	547	4 to 6	20"	40"	49 $\frac{1}{4}$ "	33 $\frac{1}{8}$ "	8"	43 $\frac{1}{2}$ "	12 $\frac{3}{4}$ " x 11"	18 $\frac{3}{4}$ " x 12 $\frac{3}{8}$ "	129.00	16.50
2244	663	5 to 8	22"	44"	49 $\frac{1}{4}$ "	37 $\frac{1}{8}$ "	8"	43 $\frac{1}{2}$ "	12 $\frac{3}{4}$ " x 11"	18 $\frac{3}{4}$ " x 12 $\frac{3}{8}$ "	150.00	18.76
2448	822	6 to 9	24"	48"	49 $\frac{1}{4}$ "	41 $\frac{1}{8}$ "	8"	43 $\frac{1}{2}$ "	12 $\frac{3}{4}$ " x 11"	18 $\frac{3}{4}$ " x 12 $\frac{3}{8}$ "	175.50	23.26
2652	965	8 to 11	26"	52"	49 $\frac{1}{4}$ "	45 $\frac{1}{8}$ "	8"	43 $\frac{1}{2}$ "	12 $\frac{3}{4}$ " x 11"	18 $\frac{3}{4}$ " x 12 $\frac{3}{8}$ "	214.50	27.00

WAVERLY ECONOMY ONE-PIPE FURNACE.

THE RADIATOR

The cast iron radiator is the crowning Economy feature. Extra large, it has much more than the usual amount of radiating surface. Its single joint is packed with asbestos rope and asbestos cement so no gas can escape. Its construction allows large volumes of air to pass over the hottest part of the fire utilizing all the warmth possible from every pound of fuel.

THE COMBUSTION CHAMBER

The large combustion chamber allows ample space for proper combustion. The curved construction of the feed chute provides free flow of air and adds strength to the unit which is subject to intense heat.

OPENINGS

For Domestic Water Heater.

THE FIREPOTS

Two piece firepot allows for expansion and contraction. Heavily flanged, reinforced cup joints are used where castings join. Smooth straight sides insure clean fire. No ashes cling to its surface.

THE BASE

Moulded deep, the pan-shaped base increases ash capacity and its sturdy construction forms a solid support for the castings. The base ring is made in four sections to eliminate unnecessary weight and the danger of breakage in shipping.



CLEANOUT OPENING

Extends through front; provides for easy access to flues.

UPPER FRONT PANEL

Distinctive blue upper front panel easily put in place without bolts or screws. Narrow to prevent excess heat loss through radiation.

LARGE FEED DOOR

Makes heater convenient to fire and will remain open at any point. Extends through front making gas leakage impossible. Cold drop wire handles fitted to both feed and ashpit doors.

HINGE AND CATCH LUGS

Bolted to front and held securely by lock washers.

HUMIDIFIER

Large securely fitted humidifier in front between feed and ashpit doors, being convenient to fill. Two and one-half gallons capacity.

LOWER FRONT PANEL

Slips into position over finished frame cast on the ashpit and is firmly held in position without bolts or screws.

ASHPIT DOOR

Large ashpit door allows easy removal from large space below grates. Extends through front, preventing gas leakage.

GENERAL DESCRIPTION

The distinctive beautiful blue front gives individuality to the heater, raises it above the commonplace and makes it an attractive piece of equipment of which the owner may justly feel proud.

But more important than its appearance is its construction which makes for long usefulness and economy and cleanliness in operating. Contributing to this are the large, roomy ashpit and its tight doors; the large tightly fitted ashpit door permits the easy removal of ashes from the large space beneath the grates. Triangular grates, which may be easily shaken, crush the ashes and clinkers and allow the firebed to be carefully cleaned. A big conveniently located humidifier is found in the front just below the large feed door. Cold drop wire handles are placed on both the feed and ashpit doors. The ashpit, feed chute and radiator openings extend through the front so that no smoke, gas or dust can leak into the warm air chamber. The cleanout opening at the front of the radiator, extending through the front, provides easy access for the removal of soot that collects and enables the owner to receive full value from the clean radiating surfaces of the heater. When properly erected this construction positively eliminates nuisance and makes any house warmed by an Economy a clean, luxuriantly warmed and humidified home.

Coil openings at the side of the feed chute provide for the use of a Domestic Water Heater.

In the production of the Economy attention has been given not only to making the heater attractive and easy to operate but, in addition, high quality raw materials have been combined with skillful design and manufacture. As a result, the Economy will give excellent service under hard and continuous use for many years at an economical cost for operation.

DATA OF WAVERLY ONE-PIPE FURNACE

No. of Furnace	Capacity in Cu. Ft.	Rooms to be Heated	Dia. of Fire Pot	Dia. of Inside Casing	Dia. of Outside Casing	Height of Casings		Size of Cast Oxidized Register	Warm Air Pipe	Size of Smoke Pipe	Size of Feed Door Opening	Size of Ash Door Opening	List Complete.
						Minimum	Maximum						
1842	12,000 to 15,000	4 to 6	18"	36"	44"	64"	84"	24" x 27"	18"	8"	12 3/4" x 11"	18 3/4" x 12 3/4"	\$177.76
2046	15,000 to 20,000	6 to 8	20"	40"	46"	64"	84"	30" x 30"	22"	8"	12 3/4" x 11"	18 3/4" x 12 3/4"	206.24
2250	20,000 to 24,000	8 to 10	22"	44"	50"	64"	84"	35" x 35"	26"	8"	12 3/4" x 11"	18 3/4" x 12 3/4"	232.50
2454	24,000 to 30,000	10 to 14	24"	48"	56"	64"	84"	40" x 40"	30"	8"	12 3/4" x 11"	18 3/4" x 12 3/4"	270.00


WAVERLY FURNACE

HIGH CLASS FURNACE AT LOW COST

STEEL RADIATOR

Steel Radiator
Insures
Quick Heat
as Soon as
Fire is
Started

Fire Pot in
Two Sections
and
Corrugated



Water Pan
in
Front Shield

Triangular
Grate Bars
Heavily Made
No Bolts
and
Easily Removed

The feed door is unusually large so that the fire can be coaled without spilling the fuel, and large pieces of wood can be easily used, without being split. Coil opening for equipping with coil.

The ash pit with a conveniently large door is high, giving plenty of room for air to circulate under the grate bars. Less danger of burning them out.

No.	Pot	Casing	Height Cased	Pipe	List Price Casing	List Price Furnace
334	19	34	55	8	\$24.00	\$106.00
338	21	38	58	8	28.00	126.00
342	24	42	59	8	32.00	156.00

THE BURT No. 1 WATER HEATER



THE BURT No. 1 WATER HEATER

The Coil capacity of the No. 1 Heater for a 30 gallon tank contains 60 inches of 3/4 inch 18 gauges seamless copper tubing. Coil ends are brazed into brass fittings. A heavy gasket is used between the body and plate.

Specifications

	No. 1	No. 2
Model		
Tank Capacities.....	30-40	50-60
Boiler Connections, In	1	1
Tank Connections, In	1/2	1/2
Height, Inches	10 1/2	14
Weight, Pounds	14 1/2	22
List Price	\$13.50	\$20.00

WAVERLY DISC COMBINATION HEATERS

For Use in Stoves and Furnaces


This disc is designed for all kinds of combination work where both air and hot water are desired, and can be used in almost any furnace.

The disc is made of malleable iron with only one-half inch waterway and being located in the fire entirely exposed to the direct rays of heat, rapid and positive circulation is assured.

Both feed and return pipes pass out through the top of the heater — is very easily adjusted and occupies an independent position in the heater.

To be hung directly in the fire.

Note. — Owing to the wide variety of apparatus in which these Heaters can be used, and the different positions in which they may be placed relative to the fire, the ratings given are only approximate.



CAPACITIES, PRICES, &c.

No.	Diam. of Disc	†Sq. ft. of Direct Radiation	*Diam. of Fire Pot	Size of Main	List Price
32	10 in.	100	18 in.	2 in.	28.00
36	12 in.	150	20 in.	2 in.	34.00
40	14 in.	200	22 in.	2 in.	42.00
44	16 in.	275	24 in.	2 1/2 in.	50.00
48	18 in.	350	26 in.	3 in.	58.00
56	18x22 in.	500	30 in.	3 1/2 in.	85.00

Feed and return pipes on all sizes 1 1/2 inches.
†Including all piping figured as direct radiation.

*Minimum diameter of fire pot in which disc should be used, for example, a No. 32 Disc should not be used in a furnace with a fire pot less than 18 inches in diameter.

THE BURT GENERATOR



THE BURT GENERATOR

Brass and Iron

For Hot Air and Hot Water Furnaces.

Installed in the fire box above the coal. No interference with the fire.

Its position in the fire box makes certain a constant supply of hot water while the fire remains warm.

Capacities

No. 1. 30-Gallon, 50-75 ft.....	List Price—Iron	\$ 3.50
No. 1. 30-Gallon, 30-40 ft.....	List Price—Brass	10.00
No. 2. 50-Gallon, 75-100 ft.....	List Price—Iron.....	6.50

REGISTERS, FACES AND BORDERS

FOR EITHER
FLOOR
OR
WALL



A SPECIAL DISCOUNT
APPLIES TO THESE
REGISTERS
AND
BORDERS

SEE DISCOUNT SHEET

We ship Semi-Steel unless otherwise ordered


ALL CAST (Black Japanned), SEMI-STEEL (With Cast Faces) (Black Japanned) or ALL STEEL (Black Japanned)

Size of Opening A	Register	Register Face	Iron Border	Slate Border	Extreme Size of Face B	Size of Opening A	Register	Register Face	Iron Border	Slate Border	Extreme Size of Face B	Size of Opening A	Register	Register Face	Iron Border	Slate Border	Extreme Size of Face B
4 1/2 x 6 1/2	\$ 1.40	\$.55	\$ 1.15		5 1/2 x 7 1/2	9x15	\$ 3.95	\$ 2.65	\$ 2.65		10 1/2 x 16 1/2	16x30	\$27.90	\$11.00	\$11.00		18 1/2 x 32 1/2
4x 8	1.50	.60	1.15		5 1/2 x 9 1/2	9x16	4.70	3.25	3.25		10 1/2 x 17 1/2	16x32	31.00	13.10	13.10		18 1/2 x 34 1/2
4x10	1.55	.75	1.15		5 1/2 x 11 1/2	9x17	5.95	3.70	3.60		10 1/2 x 18 1/2	16x36	36.00	16.00	16.00		18 1/2 x 38 1/2
4x12	1.80	.95	1.35		5 1/2 x 13 1/2	9x18	6.65	3.60	3.60		10 1/2 x 19 1/2	18x18	18.50	7.20	7.20		20 1/2 x 20 1/2
4x15	2.50	1.10	1.75		5 1/2 x 14 1/2	9x19	7.40	3.95	3.95		10 1/2 x 20 1/2	18x20	19.50	7.60	7.60		20 1/2 x 22 1/2
4x18	3.00	1.20	1.90		5 1/2 x 16 1/2	9x20	8.75	4.30	4.30		10 1/2 x 21 1/2	18x24	20.50	7.75	7.75		20 1/2 x 23 1/2
4x21	4.00	1.30	2.75		5 1/2 x 19 1/2	9x22	10.35	4.50	4.50		10 1/2 x 22 1/2	18x24	21.50	8.35	8.35	8.65	20 1/2 x 26 1/2
4x24	5.00	2.25	3.15		5 1/2 x 22 1/2	9x24	12.00	5.30	5.30		10 1/2 x 23 1/2	18x27	27.50	10.75	10.75		20 1/2 x 29 1/2
5x 8	6.00	2.75	3.75		6 1/2 x 9 1/2	9x25	14.25	5.06	6.00		10 1/2 x 24 1/2	18x30	31.25	13.25	13.25		20 1/2 x 32 1/2
5x 9	1.55	.90	1.15		6 1/2 x 10 1/2	9x26	15.25	6.35	6.25		10 1/2 x 25 1/2	18x36	38.00	17.25	17.25		20 1/2 x 38 1/2
5x10	1.60	1.05	1.20		6 1/2 x 11 1/2	9x28	16.50	6.80	6.50		10 1/2 x 26 1/2	20x20	19.75	8.00	8.00	8.12	22 1/2 x 22 1/2
5x11	1.75	1.10	1.30		6 1/2 x 12 1/2	9x30	17.50	7.10	7.10	1.60	10 1/2 x 27 1/2	20x22	21.00	8.40	8.40		22 1/2 x 24 1/2
5x12	1.80	1.20	1.40		6 1/2 x 13 1/2	10x10	2.35	1.65	1.75	1.70	10 1/2 x 28 1/2	20x24	22.00	8.60	8.60	9.00	22 1/2 x 26 1/2
5x13	2.60	1.35	1.80		6 1/2 x 14 1/2	10x12	2.40	1.70	1.75	1.85	10 1/2 x 29 1/2	20x26	23.50	9.50	9.50	9.37	22 1/2 x 28 1/2
5x14	2.80	1.50	1.90		6 1/2 x 15 1/2	10x14	3.15	2.20	2.20	2.40	10 1/2 x 30 1/2	20x28	28.90	11.50	11.50		22 1/2 x 30 1/2
5x15	3.60	1.65	2.00		6 1/2 x 16 1/2	10x16	4.85	2.95	2.95	2.80	10 1/2 x 31 1/2	20x30	33.50	13.50	13.50		22 1/2 x 32 1/2
5x16	3.90	1.80	2.60		6 1/2 x 17 1/2	10x18	6.70	3.70	3.70	3.00	10 1/2 x 32 1/2	20x32	37.50	17.10	17.10		22 1/2 x 34 1/2
5x17	4.20	2.72	2.70		6 1/2 x 18 1/2	10x20	8.90	4.35	4.35	3.00	10 1/2 x 33 1/2	20x36	43.00	18.50	18.50		22 1/2 x 38 1/2
5x18	5.25	2.10	3.20		6 1/2 x 19 1/2	10x22	10.40	4.90	4.90		10 1/2 x 34 1/2	21x21	24.50	9.75	9.75		23 1/2 x 23 1/2
6x 6	1.50	.90	1.15		6 1/2 x 21 1/2	10x24	12.15	5.35	5.35		10 1/2 x 35 1/2	21x25	28.00	11.10	11.10		23 1/2 x 27 1/2
6x 8	1.55	1.00	1.15		6 1/2 x 22 1/2	10x30	19.50	8.00	8.00		10 1/2 x 36 1/2	21x29	29.00	11.60	11.60	10.50	23 1/2 x 31 1/2
6x 9	1.60	1.05	1.20		6 1/2 x 23 1/2	11x17	6.30	3.70	3.70		10 1/2 x 37 1/2	21x33	42.00	17.90	17.90		23 1/2 x 35 1/2
6x10	1.60	1.05	1.20	.95	6 1/2 x 24 1/2	11x18	6.75	3.95	3.95		10 1/2 x 38 1/2	21x37	49.00	21.50	21.50		23 1/2 x 39 1/2
6x12	1.85	1.25	1.45	1.10	6 1/2 x 25 1/2	11x20	8.95	4.45	4.45		10 1/2 x 39 1/2	21x39	54.00	24.90	24.90		23 1/2 x 41 1/2
6x14	2.85	1.65	1.90	1.30	6 1/2 x 26 1/2	12x12	4.00	2.70	2.70	2.00	10 1/2 x 40 1/2	22x22	28.50	11.40	11.40		24 1/2 x 24 1/2
6x16	4.00	2.00	2.70	1.50	6 1/2 x 27 1/2	12x14	4.35	2.80	2.80	2.30	10 1/2 x 41 1/2	22x24	29.50	11.80	11.80		24 1/2 x 26 1/2
6x18	5.20	2.25	3.25	1.70	6 1/2 x 28 1/2	12x16	4.50	2.90	2.90	2.45	10 1/2 x 42 1/2	22x26	31.00	13.10	13.10		24 1/2 x 28 1/2
6x20	6.00	2.50	3.50		6 1/2 x 29 1/2	12x18	5.60	3.50	3.50	2.65	10 1/2 x 43 1/2	22x28	33.90	13.90	13.90		24 1/2 x 30 1/2
6x22	7.00	3.00	3.95		6 1/2 x 30 1/2	12x18	6.80	3.90	3.90	3.00	10 1/2 x 44 1/2	22x30	36.00	16.00	16.00		24 1/2 x 32 1/2
6x24	8.00	3.70	4.50		6 1/2 x 31 1/2	12x19	7.50	4.00	4.00	3.20	10 1/2 x 45 1/2	22x32	42.00	17.50	17.50		24 1/2 x 34 1/2
6x28	9.50	4.25	5.40		6 1/2 x 32 1/2	12x20	9.00	4.50	4.50	3.65	10 1/2 x 46 1/2	22x36	47.50	20.50	20.50		24 1/2 x 38 1/2
6x30	11.50	4.75	6.00		6 1/2 x 33 1/2	12x24	12.25	5.50	5.50	4.25	10 1/2 x 47 1/2	22x38	52.00	22.50	22.50		24 1/2 x 40 1/2
6x32	13.00	5.25	6.50		6 1/2 x 34 1/2	12x30	20.00	8.20	8.20		10 1/2 x 48 1/2	22x42	64.00	27.00	27.00		24 1/2 x 44 1/2
7x 7	1.55	1.00	1.20	1.00	6 1/2 x 35 1/2	12x32	24.50	9.75	9.75		10 1/2 x 49 1/2	24x24	30.00	12.00	12.00	11.00	26 1/2 x 26 1/2
7x10	1.65	1.10	1.25	1.10	6 1/2 x 36 1/2	12x36	26.75	10.25	10.25		10 1/2 x 50 1/2	24x27	33.95	14.00	14.00		26 1/2 x 29 1/2
7x12	1.90	1.25	1.50		6 1/2 x 37 1/2	12x40	35.00	15.50	15.50		10 1/2 x 51 1/2	24x30	38.00	17.25	17.25		26 1/2 x 32 1/2
7x14	2.95	1.90	1.90		6 1/2 x 38 1/2	14x14	7.90	4.05	4.05	3.30	10 1/2 x 52 1/2	24x32	42.50	18.00	18.00		26 1/2 x 34 1/2
7x15	3.75	2.55	2.55		6 1/2 x 39 1/2	14x15	8.25	4.20	4.20		10 1/2 x 53 1/2	24x36	50.00	22.00	22.00		26 1/2 x 38 1/2
8x 8	1.60	1.05	1.20	1.05	6 1/2 x 40 1/2	14x16	8.50	4.30	4.30	3.70	10 1/2 x 54 1/2	24x45	67.50	28.50	28.50		26 1/2 x 47 1/2
8x10	1.65	1.10	1.25	1.15	6 1/2 x 41 1/2	14x18	9.00	4.50	4.50	4.00	10 1/2 x 55 1/2	27x27	37.25	17.00	17.00		29 1/2 x 29 1/2
8x12	1.90	1.30	1.50	1.30	6 1/2 x 42 1/2	14x20	9.50	4.80	4.80	4.50	10 1/2 x 56 1/2	27x38	56.00	25.00	25.00	13.00	29 1/2 x 40 1/2
8x13	2.75	1.85	1.85		6 1/2 x 43 1/2	14x22	10.50	5.00	5.00	4.70	10 1/2 x 57 1/2	28x28	44.00	19.00	19.00		30 1/2 x 30 1/2
8x14	3.00	2.00	2.00		6 1/2 x 44 1/2	14x24	14.90	6.90	6.90		10 1/2 x 58 1/2	28x30	48.50	21.00	21.00		30 1/2 x 32 1/2
8x15	3.80	2.60	2.60	1.75	6 1/2 x 45 1/2	14x28	46.00	20.00	20.00		10 1/2 x 59 1/2	28x32	53.00	24.50	24.50		30 1/2 x 34 1/2
8x16	4.50	2.70	2.70		6 1/2 x 46 1/2	15x15	10.00	4.90	4.90		10 1/2 x 60 1/2	28x36	64.00	27.00	27.00		30 1/2 x 38 1/2
8x18	6.60	3.50	3.50	2.00	6 1/2 x 47 1/2	15x21	12.50	6.20	6.20		10 1/2 x 61 1/2	30x30	49.00	21.50	21.50	15.00	32 1/2 x 32 1/2
8x20	8.70	3.90	3.90		6 1/2 x 48 1/2	15x25	17.50	7.10	7.10	7.00	10 1/2 x 62 1/2	30x36	67.50	28.50	28.50		32 1/2 x 38 1/2
8x21	9.00	4.00	4.00		6 1/2 x 49 1/2	15x30	27.50	10.75	10.75		10 1/2 x 63 1/2	30x42	77.50	33.00	33.00		32 1/2 x 44 1/2
8x24	11.25	4.70	4.70		6 1/2 x 50 1/2	15x34	31.75	13.75	13.75		10 1/2 x 64 1/2	36x36	95.00	39.00	31.00		32 1/2 x 50 1/2
8x27	13.60	5.40	5.40		6 1/2 x 51 1/2	16x16	11.00	5.10	5.10	5.00	10 1/2 x 65 1/2	36x40	105.00	44.00	32.10		38 1/2 x 38 1/2
8x30	14.70	6.30	6.30		6 1/2 x 52 1/2	16x18	12.00	5.30	5.30		10 1/2 x 66 1/2	36x42	112.00	46.00	34.00		38 1/2 x 40 1/2
9x 9	2.00	1.40	1.60	1.25	6 1/2 x 53 1/2	16x20	12.35	6.10	6.10	6.25	10 1/2 x 67 1/2	38x38	100.00	43.50	32.00		38 1/2 x 42 1/2
9x12	2.10	1.45	1.65	1.65	6 1/2 x 54 1/2	16x22	14.75	6.70	6.70		10 1/2 x 68 1/2	38x40	112.00	46.00	34.00		40 1/2 x 40 1/2
9x13	2.95	2.00	2.00	1.70	6 1/2 x 55 1/2	16x24	15.00	7.00	7.00	8.12	10 1/2 x 69 1/2	38x42	120.00	50.00	36.00		40 1/2 x 42 1/2
9x14	3.10	2.15	2.15	1.75	6 1/2 x 56 1/2	16x28	24.60	10.00	10.00		10 1/2 x 70 1/2						40 1/2 x 44 1/2

ELECTRO-PLATED, NICKEL, BRASS, BRONZE, OR COPPER

Size of Opening	Register	Floor Face	Border	Size of Opening	
-----------------	----------	------------	--------	-----------------	--

DUPLEX GRATINGS FOR PIPELESS FURNACES



Size of Grating	Extreme Dimensions	Size of Collar	Black Japanned List, Each	Oxidized Copper List, Each
20 x 22	21 3/4 x 23 3/4	14 in.	\$22.00	
22 x 24	23 x 25	16 in.	25.00	\$30.50
24 x 27	25 x 28	18 in.	30.00	36.00
30 x 30	31 x 31	22 in.	39.00	45.00
30 x 36	31 x 37	24 in.	43.50	52.00
36 x 36	37 x 37	28 in.	52.00	61.00

A special Discount applies on these Gratings.

TAMBO FINISH ON REGISTER FACES

Some of its advantages

1. Looks like Electro-plate but costs only slightly more than black.
2. Costs same as white Japan finish.
3. Costs less than oxidized copper.
4. Does not tarnish, crack or chip off.
5. Because of its velvety neutralizing tone, it fits in with all interiors and any hardware.

WOODEN REGISTER FACES

For Cold Air Ducts




Made of Oak.

These faces are made of Oak strips 5-16 of an inch thick by 1 1/4 inches in width, into which cross strips 5/16 of an inch square are glued in grooves made to receive them. The square strips are let into the larger strips in such a manner as to make the top of the face even.

Size	Area of Air Space in Square inches	Nearest size of round pipe of equivalent area	List Price
6x30	101	12 in.	\$ 1.25
6x36	121	12 in.	1.50
6x40	134	12 in.	1.67
12x18	121	12 in.	1.50
12x20	135	12 in.	1.66
12x24	161	14 in.	2.00
12x30	202	16 in.	2.50
12x40	269	18 in.	3.33
12x48	345	22 in.	4.00
14x20	157	14 in.	1.95
14x22	173	14 in.	2.13
14x24	188	16 in.	2.33
14x30	235	18 in.	2.92
14x40	312	20 in.	3.89
14x50	392	22 in.	4.89
14x60	470	24 in.	5.83
16x20	179	14 in.	2.22
16x24	215	16 in.	2.67
16x28	268	18 in.	3.12
16x30	269	18 in.	3.14
18x24	242	18 in.	3.00
18x30	303	20 in.	3.75
18x40	432	22 in.	5.00
18x48	518	24 in.	6.00
20x24	269	18 in.	3.33
20x26	312	18 in.	3.61
20x28	314	20 in.	3.88
20x30	336	20 in.	4.17
20x36	432	22 in.	5.00
22x24	316	20 in.	3.67
22x26	343	20 in.	3.98
22x28	345	22 in.	4.29
22x30	396	22 in.	4.60
24x24	323	20 in.	4.00
24x30	403	22 in.	5.00
24x36	484	24 in.	6.00
24x48	691	28 in.	8.50
24x60	864	32 in.	10.50
26x30	437	24 in.	5.42
28x30	471	24 in.	5.84
30x30	504	26 in.	6.25
30x36	605	28 in.	7.50

THE INDEPENDENT ADJUSTABLE VENTILATOR




Consists of a Black Floor Register with Valves, a White Ceiling Plate, and a Sheet Metal Box connecting the two, which is adjustable from 7 to 12 inches.

Will fit any ordinary ceiling. Made in nine sizes.

Size of Opening	List Price, Each
8 x 10	\$ 4.40
8 x 12	4.80
9 x 12	5.40
10 x 12	6.40
10 x 14	7.60
12 x 14	10.00
12 x 15	10.40
14 x 16	16.50
14 x 18	18.00

Each Ventilator in a paste-board box. All sizes packed 1/2 dozen in a crate.

THE O. K. FLOOR AND CEILING REGISTER



Floor Register, Box and Ceiling Plate combined, one with Black Japanned Register and White Japanned Ceiling.

Size	List Price, Each
9 in.	\$ 4.00
10 in.	5.00
12 in.	7.00

EAVES TROUGH AND FITTINGS

EAVES TROUGH Galvanized Steel

Size	No. 28	No. 26	No. 24
3½ inch	\$ 0.15	\$ 0.21	
4 inch	.17	.23	\$ 0.33
5 inch	.19	.24	.34
6 inch	.24	.31	.40
7 inch	.30	.40	.50
8 inch	.40	.50	.60

LAP JOINT — Double Bead

Size	No. 28	No. 26	No. 24
3½ inch	\$ 0.23	\$ 0.28	
4 inch	.25	.30	\$ 0.44
5 inch	.27	.32	.45
6 inch	.33	.40	.55
7 inch	.39	.50	.60
8 inch	.50	.60	.70

SLIP JOINT — Single Bead

Size	No. 28	No. 26	No. 24
3½ inch	\$ 0.19	\$ 0.23	
4 inch	.21	.25	\$ 0.35
5 inch	.22	.26	.36
6 inch	.27	.33	.42
7 inch	.34	.42	.52
8 inch	.44	.52	.62

SLIP JOINT — Double Bead

Size	No. 28	No. 26	No. 24
3½ inch	\$ 0.25	\$ 0.30	
4 inch	.27	.32	\$ 0.46
5 inch	.29	.34	.47
6 inch	.35	.42	.57
7 inch	.41	.52	.67
8 inch	.52	.62	.72

In ordering Slip Joint Eaves Trough, state whether Right Hand or Left Hand is wanted. Otherwise half of each will be shipped.

MITRES GALVANIZED

Galvanized Steel, C. C. Iron and Toncan Metal



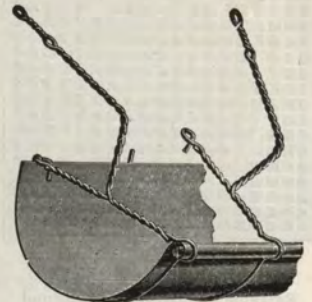
Outside Mitre

Inside Mitre


Size	Lap, S. B., per Dozen Standard			Slip, S. B., per Dozen Standard		
	No. 28	No. 26	No. 24	No. 28	No. 26	No. 24
3½ in.....	7.50	9.00		10.50	12.00	
4 in.....	8.00	9.50	13.00	11.00	12.50	16.00
5 in.....	9.25	11.00	15.00	12.25	14.00	18.00
6 in.....	11.75	14.00	18.00	14.75	17.00	21.00
7 in.....	15.75	18.50	21.50	18.75	21.50	24.50
8 in.....	19.00	22.00	25.00	22.00	25.00	28.50

Size	Lap, D. B., per Dozen Standard			Slip, D. B., per Dozen Standard		
	No. 28	No. 26	No. 24	No. 28	No. 26	No. 24
3½ in.....	10.50	12.00		13.50	15.00	
4 in.....	11.00	12.50	16.00	14.00	15.50	19.00
5 in.....	12.25	14.00	18.00	15.25	17.00	21.00
6 in.....	14.75	17.00	21.00	17.75	20.00	24.00
7 in.....	18.75	21.50	24.50	21.75	24.50	27.50
8 in.....	22.00	25.00	28.00	25.00	28.00	31.50

Wire and Steel Trough Hangers



Wire



Steel

Size	Bead	Wire	Wire	Steel	Steel	Rods And Nuts Only List Gross
		Single Bead Gross	Double Bead Gross	Single Bead Gross	Double Bead Gross	
3½ in.	½ in...	5.50	6.00	8.50	9.00	4.50
4 in.	½ in...	5.50	6.00	9.00	9.50	4.50
5 in.	½ in...	6.00	6.50	9.50	10.00	4.50
6 in.	½ in...	7.00	7.50	10.50	11.00	4.50
7 in.	½ in...	8.00	8.50	12.50	13.00	4.50
8 in.	½ in...	9.50	9.50	16.50	17.00	4.50

TONCAN METAL, ARMCO INGOT IRON Price, Per Foot

LAP JOINT — Single Bead

Size	No. 28	No. 26	No. 24
3½ inch	\$0.17	\$0.21	
4 inch	.19	.23	\$0.33
5 inch	.20	.24	.34
6 inch	.25	.31	.40
7 inch	.32	.40	.50
8 inch	.42	.50	.60

LAP JOINT — Double Bead

Size	No. 28	No. 26	No. 24
3½ inch	\$0.23	\$0.28	
4 inch	.25	.30	\$0.44
5 inch	.27	.32	.45
6 inch	.33	.40	.55
7 inch	.39	.50	.60
8 inch	.50	.60	.70

SLIP JOINT — Single Bead

Size	No. 28	No. 26	No. 24
3½ inch	\$0.19	\$0.23	
4 inch	.21	.25	\$0.35
5 inch	.22	.26	.36
6 inch	.27	.33	.42
7 inch	.34	.42	.52
8 inch	.44	.52	.62

SLIP JOINT — Double Bead

Size	No. 28	No. 26	No. 24
3½ inch	\$0.25	\$0.30	
4 inch	.27	.32	\$0.46
5 inch	.29	.34	.47
6 inch	.35	.42	.57
7 inch	.41	.52	.62
8 inch	.52	.62	.72

In ordering Slip Joint Eaves Trough, state whether Right Hand or Left Hand is wanted. Otherwise half of each kind will be shipped.

End Caps



12 in. ENDS WITH OUTLETS



Drops or Outlets



Galvanized — Per Dozen

END PIECES — Single Bead END PIECES — Double Bead

Size	No. 28	No. 26	No. 24	Size	No. 28	No. 26	No. 24
3½ inch	\$ 6.00	\$ 8.00	\$	3½ inch	\$ 7.00	\$ 9.00	\$
4 inch	6.75	9.00	11.00	4 inch	7.75	10.00	12.00
5 inch	7.50	10.00	12.00	5 inch	8.50	11.00	13.00
6 inch	9.00	11.50	14.00	6 inch	10.00	12.50	15.00
7 inch	10.50	13.00	16.00	7 inch	11.50	14.00	17.00
8 inch	12.00	15.00	19.00	8 inch	13.00	16.00	20.00

END CAPS

Size	No. 28	No. 26	No. 24
3½ inch	\$ 2.10	\$ 3.10	\$
4 inch	2.40	3.40	4.75
5 inch	2.75	3.75	5.00
6 inch	3.25	4.25	5.50
7 inch	3.85	4.85	6.75
8 inch	4.75	5.75	8.00

DROPS OR OUTLETS

Size	No. 28	No. 26	No. 24
2 inch	\$ 1.40	\$ 2.40	\$ 4.40
3 inch	1.80	2.80	4.80
4 inch	2.20	3.20	5.20
5 inch	2.60	3.60	5.60
6 inch	3.00	4.00	6.00

In ordering Drops state for what size of eaves trough they are wanted.

CORRUGATED CONDUCTOR PIPE, EAVES TROUGH AND FITTINGS



CORRUGATED CONDUCTOR PIPE

Galvanized Steel

Solid 10-foot Lengths

ROUND	Standard		
	No. 28	No. 26	No. 24
2 in., per foot	\$.18	\$.23	\$.33
3 in., per foot	.20	.24	.34
4 in., per foot	.28	.34	.46
5 in., per foot	.39	.46	.60
6 in., per foot	.50	.58	.72

SQUARE	Standard		
	No. 28	No. 26	No. 24
1½ x 2½ inches	.23	.29	
2½ x 3½ inches	.24	.30	.40
2½ x 3 inches	.31	.38	.50
3½ x 4½ inches	.42	.50	.65

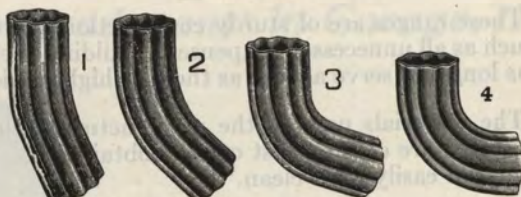
TONCAN METAL AND ARMCO INGOT IRON

Size	Round Corr.			Plain Round			Square Corr.		
	No. 28	No. 26	No. 24	No. 28	No. 26	No. 24	No. 28	No. 26	No. 24
2"	\$.18	\$.23	\$.33	\$.18	\$.23	\$.23	\$.23	\$.29	\$.34
3"	.20	.24	.34	.20	.24	.34	.24	.30	.40
4"	.28	.34	.46	.28	.34	.46	.31	.38	.50
5"	.39	.46	.60	.39	.46	.60	.42	.50	.65
6"	.50	.58	.72	.50	.58	.72			

It is galvanized after it is made up, which is the only way to make it.

ELBOWS AND SHOES

Ritchie's Patent Galvanized Round Corrugated Elbows



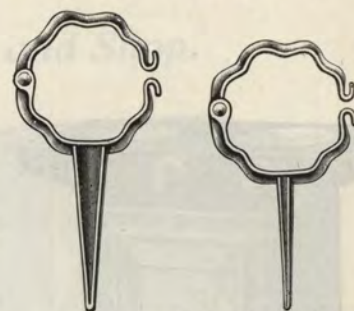
Round Corrugated Shoes



Size	Galvanized Steel		Armco Ingot Iron and Toncan Metal	
	Elbows	Shoes	Elbows	Shoes
2 inch	\$.30	\$.40	\$.40	\$.50
3 inch	.36	.48	.48	.60
4 inch	.60	.75	.75	.90
5 inch	1.25	1.50	1.45	1.65
6 inch	1.50	1.80	1.75	2.00

CORRUGATED HINGED HOOKS

Price per 100, tinned

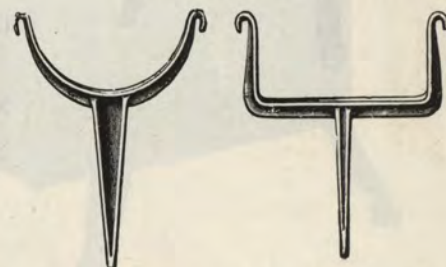


2 in. 3 in. 4 in. 5 in. 6 in.

Material	2 in.	3 in.	4 in.	5 in.	6 in.
WOOD					
Short drive	\$15.70	\$20.70	\$29.00		
Long drive	17.30	22.80	35.00	41.50	57.00
BRICK	19.00	24.60	35.00	43.60	58.80

WIRED HOOKS

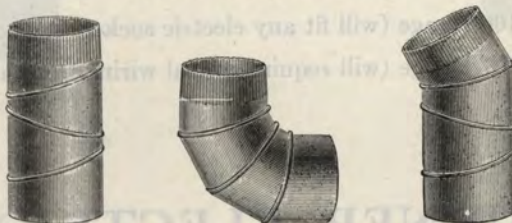
Price per 100, tinned



2 in. 3 in. 4 in. 5 in.

Material	2 in.	3 in.	4 in.	5 in.
WOOD				
Round	\$ 9.80	\$10.60	\$16.20	
Square	9.40	13.60	17.00	24.40
BRICK				
Square	11.60	17.60	21.60	24.40

ADJUSTABLE ELBOWS



Size	Galvanized		Copper
	Elbows	Shoes	
1½ inch	\$.40	\$.50	\$.50
2 inch	.60	.75	.75
2½ inch	.60	.75	.75
3 inch	.80	1.00	1.00
4 inch	1.10	1.50	1.50
5 inch	1.40	1.75	1.75

PLAIN ROUND PIPE

Solid 10 foot lengths

Size	Toncan Armco Iron			Corrug. Copper	Rd. Copper
	28 Ga.	26 Ga.	24 Ga.		
2 inch, per foot	\$0.18	\$0.23	\$0.33	\$.30	\$.30
3 inch, per foot	.20	.24	.34	.36	.36
4 inch, per foot	.28	.34	.46	.51	.51
5 inch, per foot	.39	.46	.60	.69	.69
6 inch, per foot	.50	.58	.72	.90	.90

Size	Galvanized		Corrug. Copper	Rd. Copper
	28 Ga.	26 Ga.		
2 inch, per foot	\$.18	\$.23	\$.33	\$.30
3 inch, per foot	.20	.24	.34	.36
4 inch, per foot	.28	.34	.46	.51
5 inch, per foot	.39	.46	.60	.69
6 inch, per foot	.50	.58	.72	.90



PLAIN ROUND ELBOWS AND SHOES

26 Ga. or 24 Ga.

Size	Toncan Metal and Iron			
	Galvanized Elbows	Steel Shoes	Armco Elbows	Iron Shoes
2 inch	\$.30	\$.40	\$.40	\$.50
3 inch	.36	.48	.48	.60
4 inch	.60	.75	.75	.90
5 inch	1.25	1.50	1.45	1.65
6 inch	1.50	1.80	1.75	2.00




PLAIN ROUND COPPER ELBOWS AND SHOES

Size	Elbows		Shoes	
	16 Oz. Square	16 Oz. Cor. or Rd.	16 Oz. Square	16 Oz. Cor. or Rd.
2 inch	\$.90	\$.75	\$1.05	\$.85
3 inch	1.20	1.00	1.35	1.10
4 inch	1.80	1.50	2.00	1.65
5 inch	2.75	2.25	3.00	2.50
6 inch		3.15		3.50



WHITE CROSS ELECTRIC RANGE



These ranges are of sturdy construction and differ from the higher priced ranges only in so much as all unnecessary expense in building is eliminated, making possible a range that will last as long and serve as well as those of higher price.

The materials used in the manufacture of these ranges, such as heating units, switches, wiring, etc., are of the finest quality obtainable. The range is black rubberoid finished, non-rusting and easily kept clean.

The heating units will not warp, crack or burn out even though cold water is dashed over them while they are red hot.

SPECIFICATIONS

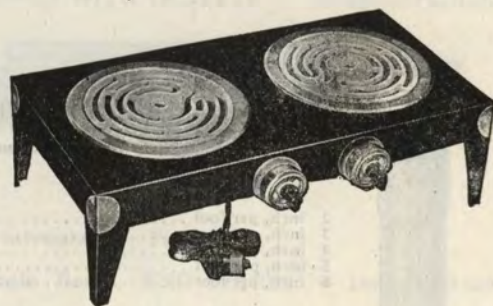
Ranges are 34" high, 14" wide and 12" deep. The top is 12" x 22" with two cooking units, each operating independently of the other, regulated by a two way (on and of) switch. The oven measures 12" wide, 10" high, and 11" deep with a warming closet directly above of the same dimensions. It is double walled throughout, asbestos lined and is equipped with two heating units, one at the top and one at the bottom, regulated by a four-station, three heat (low, medium and high) switch. Top plate units draw 5 amperes each. Oven units draw 4 amperes at top unit and 6 amperes at bottom unit.

The range is made of the best grade of sheet steel throughout, nickel trimmed, polished blued steel doors, has four 8" cast iron black enameled legs and is finished black enamel.

No. 106 Range (will fit any electric socket)	List \$29.00
No. 107 Range (will require special wiring from heater which means a lower service rate)	39.50

TWO BURNER ELECTRIC PLATE

The No. 100 2-burner plate is made of strong, heavy steel in black enameled finish 18" long, 9" wide and 5 1/2" high. Rotary (on and off) switch at each burner. Cooks fast yet draws no more current than a toaster. Bottom enclosed. Absolutely safe. Approved by the Underwriter's Laboratories. Furnished with standard length (asbestos lined) heater cord with two-piece plug. Heating unit guaranteed for one year.



No. 100 Two-Burner Plate	List \$6.00
--------------------------------	----------------

ONE BURNER ELECTRIC PLATE

This No. 238 One-Burner Plate is made of pressed steel, nickel plated and highly polished, with three legs and an extra long cord, with a two piece screw attachment plug. The heating unit consists of lava plate, on which is mounted Nichrome element wire, drawing 660 watts and is of the very latest improved type, producing considerably more heat units per wattage than any other element known. Packed in heavy, individual corrugated cartons, convenient for re-handling or re-shipping. Heating unit guaranteed for one year.



No. 238 One-Burner Plate.....	List \$2.67
-------------------------------	----------------

FLORENCE UNIVERSAL OIL HEATER

Answers a thousand wants in Garage, Home and Shop.



The New Florence H2 is an entirely new type of oil heater. Attractive, dependable and powerful, it is adaptable to many uses and answers a thousand wants.

It consists of two drums connected near the bottom by a flame-proof passage 12" in diameter. The rear drum is an air passage. The front drum contains the burner and serves as a combustion chamber.

Cold air entering the top of the rear drum is drawn to the bottom and through the flame-proof passage to the front drum where it is thoroughly heated by the powerful Florence burner and directed out into the room through a vertical opening about 12" in diameter near the top of the front wall.

An attractive cast-iron grate covers the top of each drum. The facing ends of these grates are closed. These solid ends and a shield between the two drums prevent heating of the cold air passage by the front drum.

A GARAGE HEATER

This New H2 Heater has been formally approved by the Massachusetts State Fire Marshal for use in garages.

The air supply is taken about three feet from the floor. This means that the burner is fed good clean air, free from the inflammable vapors that lie near the floor.

Both openings on the front drum — the cold air in-take from the rear drum and the hot air outlet shown in the above illustration — are flame-proof. They are covered by double vertical safety screens, made of heavy perforated brass. "Double" — to give extra protection. "Vertical" — to prevent collecting soot and dirt.

Safety is assured because it is impossible for a flame from the interior to pass out through these screens. This protective feature is founded on the well-known scientific principle — that on which the miner's safety lamp is built.

LIGHTED ELECTRICALLY

The high-powered 15" Florence burner on this New H2 Heater is ignited electrically. Simply turn the lever to "Light Here," press the button and the kindler is lighted — the burner is in operation.

A spark plug in the burner bowl is excited by four dry cell batteries. Pressing the button switch on the front of the battery box (under the oil reservoir) causes a spark to jump across and ignite the saturated kindler.

A spring automatically throws the lever from "Light" to first burning position. The face of the door and door casing are machine ground to an exact fit — forming a flame-proof joint.

STRONG, SELLING FEATURES

Above the burner and running diagonally across the front drum is the heat deflector — a piece of porcelain enameled sheet steel that distributes and directs to the hot air outlet the focused heat of the Florence burner. A flame-proof wall between the heat deflector and the top grate prevents heat escaping through the top of the drum.

The metal tank with glass bull's-eye holds two gallons of oil — sufficient for 24 hours' steady use at full flame. A double heat shield, attached to the wall of the heater, prevents any heating of this oil tank.

The pipe-line is placed outside the heater — a protective measure in keeping the oil cool.

Each leg of the heater is equipped with a special Florence leveling screw and there is a small spirit level on the heater.

The Heat Focusing Hood is a valuable accessory to the New H2 Heater when used as a Garage Heater. This hood, which is sold separately, attaches to the front of the heater just above the hot air outlet and conducts the heat directly to the radiator of the car.

A WIDE FIELD — MANY USES

The New H2 Heater is a general heater — a universal heater. Its powerful heat, safety features and attractive appearance make it suitable for any spot — garage, home, shop, office, store, warehouse, storeroom, brooder house and other farm buildings.

It is a portable heater. No installation expenses — simply place it where you want it and start it to work.

Height	37 inches
Width, inc. oil tank	25 inches
Depth, without hood	17 inches
Length of hood	24½ inches
Net weight	62 lbs.
Crated weight	100 lbs.
No. H2 Heater, List	\$49.00
No. HC2 Hood, extra, List	2.00

INDEX

A		B		E		G	
	Page		Page		Page		Page
Acme Fry Pans	114	Bronzing Brushes	105	Eagle Stove Clay	105	Gasolene Torches & Pots	129
Acme Spiders	114	Brushes	108	Eaves Trough and Fittings ..	162	Gem Ball Bearing Casters ..	111
Acorn Gas Water Heaters	131	Burnside Open Grate Stoves ..	152	Ebony Enamel	105	Gem Pans	115
Action Cook Stoves	150	Burt Generators & Water		Economic Gas Radiators	124	Generators—Burt	158
Air Valves	117	Heaters	158	Economy Furnaces	156, 157	Glass Stove Leg Rests	111
Air Tight Stoves	149	Buttons for Cleanouts	110	Elbows—Stove	91-95	Glenwood Dampers	101
Air Tight Knobs & Catches	110			—Conductor	163	Globe Stoves	152
Aluminum Tea Kettles	114			—Furnace Galv.	98, 99	Globe Ventilator	102
American Dampers	100			—Furnace Tin	96	Grates—Boiler	103
Andirons	140-144			—Gas Flue	95	—Fireplace	139
Annealed Wire	94			Electric Hot Plates	164	—Pea Coal	106
Antique Franklin Stove	151	C		—Ranges	164	—Wood	106
Arco Hot Water Supply Tanks	133	Caloric Gas Plates	125	Enameled Stove Pipe and Fit-		Gratings—Duplex—for pipe-	
Asbestocel	154	Cannon Stoves	152	tings	91	less furnaces	161
Asbestos Furnace Cement	105	Cans—Ash	109	Erie Hollow Ware	115	Grease Absorbers	120
Asbestos Paper	106	—Garbage	109	Espey Ventilator	102	Grills—Wooden	161
Ash Barrels	109	Capitol—Winchester Boilers ..	155	Extension Thimbles	103	Griddles	115
Ash Can Covers	109	Casters	111			Groover	112
Ash Doors	103	Cement—Furnace & Stove	105				
Ash Dumps	103	—Iron	105				
Ash Sieves	109	—Pipe Joint	105				
Ash Sifters	109	Chair Grates	139	F			
Ash Pan Ears	113	Chimney—Bases	102	Fenn Rotary Ventilator	102		
Asphaltum	105	—Brushes	108	Fire Clay	105		
		—Fixtures	103	Fire Place; Dampers	103		
		—Thimbles	94, 103	Fire Place Fixtures ..	103, 139-146		
		—Tops	102	Firepots—Gasolene	129		
		Cleanout Buttons	110	Fire Sets	145		
		Coal Hods	109	Flanged Collars	91, 94, 97, 98		
B		Coil Price List	85-89	Floor and Ceiling Registers ..	161		
Banner Dampers	101	Cold Air Necks—Galvanized ..	99	Florence Garage Heaters	165		
Barstow & Hub Coal Ranges		Cole's Original Hot-Blast Stoves	152	—Kerosene Water			
	134-137	Collars—Stove Pipe—Regular ..	94	Heaters	130		
Barstow & Hub Combina-		—Wide Flange	94	—Oil Room Heaters ..	130		
tion Ranges	134-137	—Flanged ..	91, 95, 97, 98	—Universal Oil Heat-			
Barstow Gas Ranges & Cook-		Concealed Borders	160	ers	165		
ers	121, 123	Conductor Pipe & Fittings	163	Flue Brushes	108		
Barstow Globe Cylinder Stoves	152	Confectioner's Stoves	153	Flue Hole Plugs	94		
Basket Grates	139	Cook Stoves—Coal	150	Flue Stoppers	94		
Blackening		—Oil	127	Foot Rests	111		
—Blazer	104	Copper Tea Kettles	114	Franklin Stoves	151		
—Blackene	104	Copper Wash Boilers	114	Fry Pans & Spiders—Acme ..	114		
—Black Jack	104	Corco Wood Air Tight	149	Funnel Irons	103		
—Black Silk	104	Cotter Pins	110	Furnaces	147, 156-158		
—Dazzle	104	Couplings	117	Furnace Brushes	108		
—Fyr Pruf	104	Crown Flue Stoppers	94	—Dampers	101		
—Pingo	104	Crown Pipe Collars	94	—Pipe & Fittings ..	96-99		
—Royal Worcester ..	104	Cylinder Stoves	152	—Pokers	106		
—Stove Ink	104			—Repairs	55-74		
Black Varnish	105			—Shovels	107		
Boards—Stove	111			Fyr-Pruf Stove & Nickel Polish	104		
Boilers—Disc	158						
—Steam and Hot Water		D					
—Wash	114	Dampers	100, 101				
Boiler Brushes	108	Damper Clips	100	G			
Boiler Doors	103	Daubers	108	Galvanized Pipe & Fittings			
Boiler Grates	103	Dazzle Polish	104		98-99, 102		
Boiler Liquid	104	Dealers' Helps	11, 12	Garage Heaters	165		
Boiler Repairs	55-74	Directions for ordering repairs.	2-8	Garbage Cans	109		
Bolts	113	Disc Boilers	158	Gas Flue Fittings	91		
Boots—Stove	93	Domestic "Taco" Water		—Cocks	119		
Boynton Regulators	101	Heater	154	—Lighters	119		
Braidwood Air Tight Stoves ..	149	Dover—"Lok-Fast" Garbage		—Hot Plates	122, 125		
Brass Couplings	117	Can	109	—Heaters & Reflectors ..	124		
Breeches	99	—Sink Pails	109	—Ovens	126, 127		
Broilers	114	Draft Breakers	95	—Oven Heat Controls ..	119		
Bronze	105	Drop Elbows	93	—Radiators	124		
Bronze Liquid	105	Drum Elbows	94	—Ranges & Cookers ..	118-123		
				—Tubing	124		
				—Water Heaters	131, 132		

INDEX — Continued

L	Page	R	Page	S	Page	T	Page
Laundry Hot Plates	122	Radiators —Gas	124	Shovels—Stove	107	Tanks for Hot Water Supply .	133
Laundry Stoves	153	—Steam & Water .	154	Sieves	109	Tank Heaters—Gas	131
Lawson Dampers	101	Radiator Cleaners	106	Sinks	117	—Coal	153, 154
Leg Rests	111	Radiant Heaters	124	Sink Bolts	113	—Oil	130
Leo-nite Dripless, Smokeless Broilers	114	Radio Oak Heaters	150	Sink Strainers & Couplings .	117	Taco Water Heaters	154
Lifters	106	“Radiona” Parlor Furnace .	147	Sink Pails	109	Tea Kettles—Aluminum	114
Lining—Fire Clay	105	Range Repairs	13-54	Siphon Valves	117	—Copper	114
Lining Price List	9	Ranges—Coal	134-138	Skillets	115	Tees	91, 93, 95, 98
Logwood Wood Box Stove .	150	—Gas	118-123	Skuttle Radiator Cleaners .	106	Thimbles	94, 103
M		Read Dampers	101	Slate Borders	159, 160	Tin Furnace Pipe & Fittings .	96, 97
Magee Damper	101	Reamer & Socket Wrenches .	112	Slip Elbows	93	Tinners Tools	112
Mallets	112	Reducers	91, 93, 94, 98	Smoke Pipe Dampers	100	Torches	129
Masonry Nails	113	Registers—Floor & Ceiling .	159-161	Smoke Pipe Reducers	93, 98	Towel Rods—Nickel	106
McGuire's Star Thimbles .	103	Register Borders	159-160	Snips—Tinners	112	Triangle Pipe Joint Cement .	105
Metal Screws	113	—Boxes	97	Solder	99	Tubing—Gas	124
Mica	116	—Faces—Iron .	159-161	Soldering Coppers	112	U	
N		—Faces—Wooden .	161	Soldering Copper Handles .	112	Uncle Sam Steel Hot Air Damp- ers	100
Nesco Perfect Oil Cook Stoves & Ovens	127	Regulators	101	Soot Cleaner & Fire Ex- tinguisher	122	Union Globe Stoves	152
Never Slip Stove Lifters .	106	Revolving Chimney Tops .	102	Spark Guards	146	Urns	151
New Perfection Wicks	128	Rex Automatic Gas Water Heater	132	Spiders—Acme	114	V	
Nickel Plated Leg Rests .	111	Richardson & Boynton Damp- ers	101	Spring Knobs	110	Valves—Ideal Airid Siphon .	117
Nickel Plated Bolts	113	Richmond Open Grate Stoves .	151	Stack Gas Water Heaters .	131	Varnish—Black	105
O		—Wood Air Tight Stoves	149	Star Laundry	153	Ventilators	102
Oak Stoves	150	Rivets	113	Starting Rings	128	Ventilators—Adjustable .	161
Oil Heaters	130, 165	Rivet Sets & Hammers .	112	Stek-o-Paste	106	W	
—Stoves	127	Riveting Knobs	110	Stove Blacking	104	Waffle Irons	115
—Water Heaters	130, 132	Roofing Cement	105	—Bolts	113	Walker Damper	101
One Pipe Furnaces	157	Royal Worcester Blacking .	104	—Boards	111	Wash Boiler—Copper	114
Open Grate Stoves	151	Rutland—Asbestos Cement .	105	—Brushes	108	Water Heaters—Gas	131, 132
Ovens	126, 127	—Fire Clay	105	—Casters	111	—Coal 153, 154, 158	
Oven Heat Controls	119	—Iron Cement	105	—Clay	105	—Oil	130, 132
Oven Indicators	114	—No-Tar-In-Roof- Liquid Coating .	105	—Ink	104	Waterfront Price List	75-89
O. K. Registers	161	—Patching Plaster .	105	—Knobs	110	Waverly Chimney Tops .	102
O. K. Thimbles	103	—Pipe Joint Cement .	105	—Leg Rests	111	—Dampers	101
P		—Roofing Cement ..	105	—Lifters	106	—Disc Boilers	158
Parlor Furnaces	147	Ruud Gas Water Heaters .	131	—Lining	9, 105	—Enameled Pipe .	91
Parlor Stoves	148	Rutz Gas Stove Lighters .	119	—Oil	105	—Furnaces	156-158
Paste—Stek-o	106	S		—Pipe and Fittings .	90-95	—One-Pipe Furnaces .	157
Patching Plaster—Rutland .	105	Sad Iron Heaters	124	—Pokers	106	—Gas Ranges .	118-123
Pea Coal Grates	106	Safety Thimbles	103	—Polish	104, 106	—Lifters	106
Perfection Wicks	128	Salamander Stoves	150	—Putty	105	—Ranges	138
Pipe Stove	90-95	Sands Gas Water Heaters .	131	—Repairs	13-54	—Tank Heaters .	153
—Conductor	163	Scrapers	106	—Rods	113	—Ventilators	102
—Furnace	96-99	Scratch Awls	112	—Shovels	107	Wesco Cannon Stoves	152
Pipe Collars	94-95	Screens	146	—Urns	151	White Cross Electric Ranges .	164
Pipe Joint Cement	105	Screws—Metal Hardened .	113	Stoves—Air Tight	149	Wicks	127, 128
Pliers	112	Security Ovens	126	—Cannon	152	Winchester Boilers	155
Pokers—Stove & Furnace .	106	Senate Globe Stove	152	—Confectionery	153	Wire—Annealed & Galvanized	94
Polish—Stove	104, 106	Setting Hammers	112	—Cook	150	Wire Brushes	108
Polishing Brushes	108	Scotch Bowls	115	—Franklin	151	Wood Air Tight Stoves .	149
Price List on Coils	85-89	Shakers	6	—Globe	152	Wood Faces and Grills .	161
Price List on Linings	9	Shanty Caps	102	—Hot Blast	152	Woodbine Wood Stoves .	149
Price List on Waterfronts .	75-89	Shears	112	—Laundry	153	Woodford Gas Cookers .	121
Pride Parlor Stoves	148	Sheet Metal Screws	113	—Oak	150	Y	
Punches—Solid	112	Shovels —Furnace	107	—Oil	127	Ys—Galvanized	99
Putty—Stove	105	Success Rotary Ash Sifters .	109	—Open Grate	151	Yankee Bowls	115
		Sweetmeat Stoves	153	—Parlor	148	Yankee Hot Air Dampers .	100
				—Salamander	150	Yankee Smoke Pipe Dampers	100
				—Wood	149, 150		

Quality
Goods

Right
Prices

Prompt
Shipments




Quality
Goods

Right
Prices

Prompt
Shipments

This is The "Daylight" Factory in which we manufacture the best pipe and elbows. It is equipped with the most modern machinery, some of it our own design. Can't we send you samples? See pages 90 to 99 for illustrations and price list.



Our large Warehouse (80 ft. x 200 ft.) enables us to carry a large stock which assures prompt shipments.

LARGE STOCKS

PROMPT SHIPMENTS

BEST SERVICE

E. P. CRAWE, PRES. AND TREAS.

W. L. HEALY, SECRETARY



BUILDING, 52 UNION STREET, BOSTON



STOVES **REPAIRS** FURNACES
RANGES **BOILERS**

STOVE DEALERS' SUPPLIES

MANUFACTURERS OF

Stove Pipe and Elbows

Furnace Pipe and Fittings

52-54 Union Street, Boston, Sept. 1, 1926

TELEPHONE—RICHMOND 3600—CONNECTING ALL DEPARTMENTS



PIPE AND ELBOW FACTORY AT CHARLESTOWN



NEW WAREHOUSE (80' X 200')

We are pleased to present our 1926 COMPLETE CATALOG.

We will consider it a favor if you will look through this catalog. We are sure you will find something of interest to you.

On the next page you will find an order blank. Won't you write an order and mail it in the attached addressed envelope? Upon receipt of order we will send you the following:--

DUPLICATE ORDER BOOK, WINDOW ADVERTISING SIGN & REPAIR CHART.

These are all illustrated on Page 12 of Catalog.

DISCOUNT SHEET on reverse side of this page is correct at time of issue, but from time to time we must make changes as market conditions change. We intend our prices to be the lowest for the quality of goods offered.

It would be a pleasure to serve you and we believe that our "SERVICE" will please you.

Very truly yours,



DISCOUNT SHEET ON REVERSE SIDE

Discount Sheet - - - 1926 Catalog

September 1, 1926

Prices subject to change without notice

50 percent discount on all lists with the following exceptions:—

Page		Page	
9	Brick Linings	159	REGISTERS
	Barrel lots shipped from factory — Special prices an application	and	Black and White Japanned
100	American Dampers and Clips	160	Cast Iron
	Uncle Sam Steel Dampers		Steel or Semi Steel
	Yankee Steel Hot Air Dampers		<i>Electro-plated</i> Nickel, Brass, Bronze & Copper
	Yankee Steel Smoke Pipe Dampers		Cast Iron
102	Fenn's Rotary Ventilators		Steel and Semi-Steel
103	O'K Thimbles		<i>Solid Brass</i> , Bronze and Porcelain Enameled
111	Stove Boards — Case Lots		Prices on application
	Less than Case Lots		Round Registers
113	Standard Stove and Sink Bolts		Cast Iron
	Special Large Flat Head Stove Bolts		Steel and Semi-Steel
	Tinners Rivets, Black and Tinned		Faces — up to 14 x 14 — Cast or Steel
	Special price in lots of 10 boxes or more		14 x 14 and larger — Cast
115	Hollow Ware		Steel
	American Waffle Irons		
116	MICA		REGISTER BORDERS
	No. 1 — One pound or more		Cast Iron or Steel
	50 Sheets or more		Slate
	Less than one pound		Concealed Borders
	Less than 50 sheets	161	Duplex Gratings for Pipeless Furnaces
	No. 2 — One pound or more		Wooden Register Faces
	50 Sheets or more		Independent Adjustable Ventilators
	Less than one pound		O'K Floor and Ceiling Registers
	Less than 50 sheets	162	Eaves Trough
WE SHIP No. 1 MICA UNLESS OTHERWISE SPECIFIED			Galv. Steel { 250 feet or more
122	Imp Soot Killer and Fire Extinguisher		{ Less than 250 feet
124	Economic Gas Fired Steam Radiators		Galv. Toncan Iron { 250 feet or more
127	Nesco Oil Cook Stoves and Ovens		{ Less then 250 feet
	Nesco Oil Stove Wicks		Galv. Ingot Iron
129	Gasoline Firepots and Torches		Mitres, End Pieces, End Caps, Drops or Outlets
130	Florence Kerosene Water Heaters		Galv. Steel
	Florence Oil Room Heaters		Galv. Toncan Iron
	Lots of 10 or more		Trough Hangers — Wire { Gross Lots
132	Rex Automatic Storage Gas Water Heater		{ Less than gross
133	Arco Tanks for Hot Water Supply		Steel { Gross Lots
152	Cole's Original Hot Blast		{ Less than gross
	No. List	163	Conductor Pipe-Round and Square
	124B \$28.00		Galv. Steel
	154B 34.00		Galv. Toncan Iron
	184B 43.00		Conductor Elbows and Shoes-Round
154	No. 610 Hot Water Supply Boiler		Galv. Steel No. 28
	John's Manville Improved Asbestos { 3 Ply		Galv. Steel No. 26
	{ 4 Ply		Galv. Steel No. 24
	Radiators for Steam and Water — Prices on application		Galv. Toncan No. 28
155	Capital Winchester Boilers — Prices on Application		Galv. Toncan No. 26
			Conductor Elbows — Adjustable
			Galv. Steel { 1½" and 2"
			{ Larger
			Copper
			Hinged Hooks — Round Corrugated
			Wired Hooks — Round and Square
		164	White Cross Electric Ranges and Plates
		165	Florence Universal Oil Garage Heaters

Large Stocks - - - Prompt Shipments

STOVE REPAIRS
 RANGES
 STOVE DEALERS' SUPPLIES
 STOVE PIPE AND FITTINGS
 BOSTON, MASS.

STOVE REPAIRS
 THE *Waverly* HEATING SUPPLY BOSTON

S **E** **F**

MAIN BUILDING WAREHOUSE FACTORY

INTERNATIONAL

Digitized by
 The Association for Preservation Technology International
 For the
 Building Technology Heritage Library
<http://archive.org/details/buildingtechnologyheritagelibrary>

STOVES

RANGES

REPAIRS

FURNACES

BOILERS

Stove Dealers' Supplies

Andirons
Asbestos Furnace Cement
Ash Doors, Ash Dumps
Basket Grates
Blackening — Blazer, Blackene,
Royal Worcester, Black Flag
Boiler Doors and Grates
Bolts and Rivets
Bronze and Bronze Liquid
Brushes—Polishing and Daubers
Cement — Asbestos, Pipe Joint,
Roofing
Couplings for Water Fronts
Dampers — American, Read,
Uncle Sam, Lawson, Banner,
Richardson & Boynton,
Boynton Regulators,
Waverly
Elbows — Stove, Tin and Galv.
Fire Place Fixtures
Flue Brushes, Flue Stoppers
Furnaces
Furnace Pipe and Fittings

Gas Ranges, Gas Plates
Gas Water Heaters
Globe Stoves
Hollow Ware
Laundry Stoves
Leg Rests — Glass and Steel
Lifters, Mica
Oil Stoves and Ovens
Pipe Collars, Pokers
Plastic Lining — Rutland, Eagle
Registers and Borders
Shovels — U. S., Vulcan, Victor
Sinks — Common and Plumbers
Spiders — Common and Erie
Stove Boards
Stove Casters and Leg Rests
Stove Pipe and Elbows
Tank Heaters
Urns for Parlor Stoves
Ventilators—Espey, Gem, Rotary
Water Fronts
Wire — Black and Galvanized



MAIN BUILDING



WAREHOUSE



FACTORY

SERVICE