

MD  $\frac{10}{0}$



3 9090 014 547 851

W  
Cur.

the  
at

182.11.2

3 9090









*Yours faithfully*

*Sydney Galway*

# THE HORSE:

ITS TAMING, TRAINING, AND GENERAL MANAGEMENT;  
WITH ANECDOTES, &c., RELATING TO HORSES AND  
HORSEMEN.

BY

SYDNEY GALVAYNE,

AUSTRALIAN HORSE TAMER AND TRAINER, AUTHOR OF "HORSE  
DENTITION," WHICH HAS ALREADY REACHED THE THIRD EDITION.

---

ENTERED AT STATIONERS' HALL.

*All Rights Strictly Reserved.*

---

GLASGOW:

THOMAS MURRAY & SON, 68 BUCHANAN STREET.

---

1888.

THOMAS MURRAY & SON,  
PRINTERS,  
68 BUCHANAN STREET, GLASGOW.

# This Work

IS MOST RESPECTFULLY DEDICATED TO THAT MOST HONOURABLE

AND LEADING PATRON OF THE TURF,

HIS GRACE THE DUKE OF WESTMINSTER.

*August, 1888.*

# CONTENTS.

---

	PAGE.
TAMING, TRAINING, AND MANAGEMENT OF THE COLT, -	9
THE BASIS AND PRINCIPLES OF THE "GALVAYNE" SYSTEM FOR TAMING AND TRAINING HORSES, - - - -	13
CATCHING AND TEACHING A COLT TO LEAD, - - - -	26
THE "GALVAYNE" SYSTEM FOR TAMING AND HANDLING A COLT PREPARATORY TO MOUTHING HIM, - - - -	33
BITTING A COLT FOR THE FIRST TIME, - - - -	38
MOUTHING AND BENDING, OR SUPPLEING THE COLT'S NECK, BRINGING ITS NOSE INTO BIT, - - - - -	38
DRIVING, AND TEACHING IT TO TURN, STOP, AND BACK TO ITS BIT, - - - - -	43
EDUCATING A COLT TO NOISE, - - - - -	47
MANAGE A VEHICLE, - - - - -	50
A FEW NECESSARY HINTS TO BE REMEMBERED WHEN HANDLING COLTS, - - - - -	54
EVERY-DAY MISMANAGEMENT OF THE HORSE, - -	57
HINTS ON THE CURING OF VICES, - - - - -	60
HORSES AND THEIR BITS AND BRIDLES, - - - -	63
HOW TO EXAMINE A HORSE AS TO SOUNDNESS, - - -	68
MARES FOALING: THEIR SYMPTOMS AND TREATMENT; AND EARLY MANAGEMENT OF THE FOAL, - - - -	78



	PAGE.
BARRENNESS IN MARES, - - - - -	85
MARES NOT COMING IN HEAT, - - - - -	85
MANAGEMENT AND FEEDING OF STALLIONS KEPT ENTIRELY FOR SERVICE PURPOSES, - - - - -	86
DISEASES AND THEIR PREVENTION, - - - - -	91
HINTS ON FEEDING, STABLE MANAGEMENT, ETC., - - -	93
“GALVAYNE” SYSTEM FOR CASTING EITHER HORSES OR CATTLE, - - - - -	99
THROWING A COLT, - - - - -	100
THE “GALVAYNE” HUMANE TWITCHES, - - - - -	103
SHOEING, - - - - -	109
ANECDOTES, ETC., RELATING TO HORSES AND HORSEMEN, -	119
FEATS OF HORSEMANSHIP, - - - - -	157
“JOE :” AN AUSTRALIAN NARRATIVE, - - - - -	163
WILD HORSE HUNTING IN NEW SOUTH WALES, - - -	168
THE LIFE OF AN AUSTRALIAN SHEPHERD, - - - - -	179
AMERICAN TROTTERS, - - - - -	182
MISCELLANEOUS, ANECDOTES, AND NOTES, - - - - -	185
TESTIMONIALS, - - - - -	193
LIST OF PATRONS, - - - - -	204

## TO THE READER.

---

ON my arrival in England I was prepared to encounter a great deal of opposition, and have been agreeably surprised to find more appreciation, kind feeling, and hospitality than I, as a stranger, could have hoped or expected. Horses are universally a subject of interest, and there is a sort of good-fellowship all over the world between the admirers of that noble and useful animal; yet Great Britain, I had always heard, was adverse to anything new (being essentially an old country in every sense of the word), and, therefore, I expected to meet with a certain amount of prejudice and antagonism when I came to *teach* an entirely new system of Horse Taming and Training in the very centre of horse breeding. English horses and English trainers and jockeys are world-renowned, and with reason; but we Colonials in our enlarged sphere of action may pick up a few notions useful even to those who have made horses their one occupation or hobby all their lives. Under the old system a colt went through an unalterable curriculum of training, taking as a rule from eight to ten weeks. With my method I have proved in

hundreds of instances that it can be as thoroughly and effectually done in as many days as it heretofore took weeks, and this without any abuse. No ill-treatment is resorted to, and there is no chance of injury to the animal. I simply act on a correct knowledge of those natural laws by which the horse governs its own actions. Horses' temperaments vary equally as much as those of human beings, and the old mode of treatment, while being completely effective with one kind, may be just as incomplete with another, simply because to a certain extent, indeed I might say to an unlimited extent, coercion is used instead of kindness and firmness. I don't make my colts *afraid* of me—I make them *trust* me—consequently I gain their confidence and obedience at one and the same time, and once broken in they are broken and tractable for good and all, providing, of course, that the manager is efficient. No more jibbing, buck-jumping, bolting, or shying, but a good animal, a pleasure to ride or drive, and equally as impervious to the noise of railway trains as discordant brass bands, and all the result of a system of kindness and a combination of “science and humanity,” instead of that of “ignorance and barbarity.” If you have a nervous colt to train, why render it more nervous by whipping it past an object that terrifies it? Why not rather educate it to know that the thing it thinks so formidable is perfectly harmless, and so with a little patience reassure the

---

animal, and render it amenable to reins and bit, not only for the time being, but for all the future? It is on this foundation my system is based—viz., *kindness and firmness* versus *abuse and cruelty*. My system has been universally approved of by the thousands who have witnessed it in Great Britain, including the Duke of Westminster (whose letter I append at end of book), Duke of Manchester, Lord Middleton, Duke of Northumberland, Marquis Talon, Colonel Anstruther Thomson (who has been for nearly half-a-century Master of Hounds), Earl Percy, Lord Combermere, Earl of Galloway, and a host of other noblemen and gentlemen too numerous to mention, but whose good opinion I strove to earn, and was thankful to obtain.

So I leave the reader to form his own ideas of its merits or demerits, and shall also feel thankful to him if he decides on the former opinion; but as I am eminently a practical and not a theoretical teacher, in the latter position I may have to take a back seat. I shall still have the satisfaction of knowing that I have endeavoured to make my system more widely known, not only for the benefit of the horse-owner, but also for that of the horse himself.

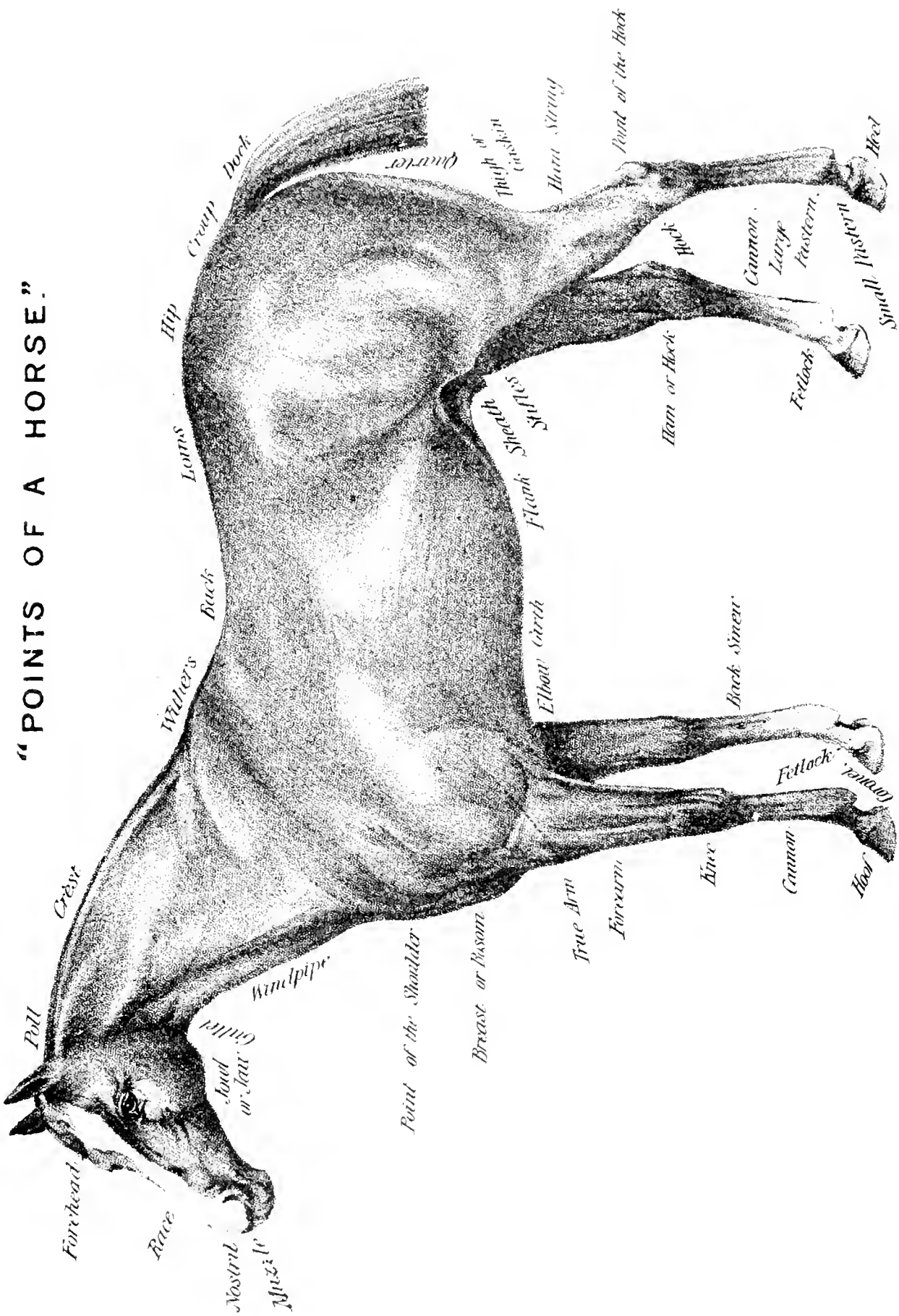
I am, dear Reader,

Your most obedient Servant,

SYDNEY GALVAYNE.



# "POINTS OF A HORSE."



THOROUGHBRED STALLION HUGUENOT.

PLATE I. Winner of Premiums at the London Hunter and Hackney Societies' Shows in 1886 and 1887.



## TAMING, TRAINING, AND MANAGEMENT OF THE COLT.

---



IN bringing this work before the public, I know perfectly well that it is an utter impossibility to make a man a perfect horseman, or to teach the art of handling horses in an efficient manner by theory. At the time of writing this book I have given two hundred classes in different parts of England and Scotland, and always with success, so far as the animals went; but I usually found it more difficult to train a man perfectly in my art than to take a vicious horse and tame and train it to make it do my will. Any man, to be an efficient horse trainer, must have first learned the art of keeping his temper and governing himself, for a bad tempered trainer will turn out a bad tempered and nervous colt; and a really vicious man will not take long to make a really vicious horse.

It is not always the fault of any particular system of training colts whereby we get bad and worthless horses, it is more frequently the result of an injudicious mode of practising it, and a wanton ignorance of the

nature of the animal about to be trained. It is an acknowledged fact that in very many cases a handsome, valuable colt (when unbroken), and one that has never shown the least particle of vice, has been returned to the owner's hands a vicious, scarred, worthless brute, that has had to be sold at a great sacrifice. One gentleman in Yorkshire told me he had lost £600 in two years by "bad breakers"—I should call them good "breakers" *of men*—the more business they did the quicker their patrons would be ruined. I also think that the term "breaking" is a wrongly applied word, it should be "taming and training."

To review all the different systems that have been practised for generations past would be almost an impossibility for any single individual, but I will just touch upon a few of them. Every system should have a practical basis, one that can be easily explained. For every step in the process of training, a man should be able to give his reason. I think that one of the most serious mistakes made in the basis of the old system has been that the trainer has endeavoured to manage, govern, and train his colt from an intelligent standpoint, or by giving to the animal the power of reasoning. To my mind horses do not possess reasoning faculties at all. If the horse had, he would no longer be the servant of man; he would, in all cases, be man's master (being so much his superior physically), and he would also kick the heads off half the

---

people who undertake to work and manage him. Then no man could drive him, as the *reason* of the driver might be opposed to the *reason* of the horse, in which case accidents in crowded thoroughfares would constantly occur. The horse does not know its own strength, until it in some manner or other becomes man's master. Every reasoning being knows his or her strength; but let the horse once obtain the mastery and it will rapidly become more tricky, and perhaps quite worthless.

To one fault of the old system I have already alluded—its basis. In my opinion, there is also a lot of quite unnecessary paraphernalia, too much lungeing, (and I question whether lungeing is at all requisite to the perfect training of colts); and, finally, the great length of time consumed in the entire operation, thereby rendering the training of the young animal such a serious item of expense against the breeder of the ordinary class of horses, that frequently his profit when selling him at four years old is next to nothing, or at all events not worth the risk, even if the colt turns out fairly well; then if the colt turns out badly the breaker has to be paid for spoiling him, and the breeder for compensation has a worthless animal thrown upon his hands.

Now to meet the wants in the old system, Mr. RAREY came to Great Britain some 25 to 30 years ago, to introduce his method of taming vicious horses

---

and colts, and in reference to it I must say I think it had a very wrong basis, wishing the *temporary good* result to be of permanent benefit to the animal, although I admit that in his day, perhaps, Mr. RAREY was the best *horseman* in the world; but seeing the immense support he had when in Great Britain, how very few followers he has now, even among his old pupils, many of whom I have come across in my travels. To explain the method of "Rarying" a horse. A bridle was first put on, then the near side leg was strapped up and the horse was driven round the ring upon three legs, until partially exhausted, then a surcingle was put upon him with a ring attached to it at the belly part, another strap was attached to the fetlock of the off fore leg, the horse was then urged on, and immediately he moved the leg was pulled from under him, thus bringing him down upon his two knees. The horse would be fighting and struggling to walk upon its hind legs, and would, in its endeavour not to fall, perhaps come right over backwards and kill itself on the spot. When the animal, *barring accidents*, was sufficiently exhausted, and unable to rise from its two knees, the "Raryfiers" would stand at its near side shoulder, and with the offside rein gradually compel the animal to turn over on its offside, lying on the ground, then all that's to be done is to stand up on its body and proclaim to the world "it is tamed!" But let nature get resuscitated, then look out! Hitch it to a cart, but not your own.

---

Ride it the following day without exhausting it again, and see the result. No! I say that any system of taming that is based upon exhaustion is not a good one. The effects are only *temporary* not *permanent*.

About other methods which are much rougher and that require a vast expanse of country unobtainable in Great Britain in which to practise them, it is not necessary for me to dwell, as it would be of no benefit to the horsemen of this country, and very little to others. I will, in the following chapters, give my views and explain my system in as practical a manner as possible, although teaching it theoretically.

---

## THE BASIS AND PRINCIPLES OF THE "GALVAYNE" SYSTEM FOR TAMING AND TRAINING HORSES.

I take as the basis of my system what I consider to be an accurate knowledge of the natural laws and instinct, by which the horse governs its own actions, then, by a simple and correct method of training its *senses*, I succeed in getting a perfect animated machine, for as such I look upon all horses. But in the case of animated machines you get them of different temperaments, which temperaments when mismanaged are rapidly developed into vice. The animated

machine is totally unlike its twin brother, the artificially constructed one, which has no difference of temperament, and when once the mechanism and component parts are understood and the motive power regulated according to present requirements, little or no judgment is needed in its handling, everything being purely mechanical; but in the horse, *the animated machine*, we have one with a *natural* motive power, which he may use either to his owner's benefit or detriment. I do not believe that vice in the horse is hereditary. I quite believe that temperament, or disposition is, but certainly not *actual vice*; it is only when the colt is brought into contact with man that either through *ignorance*, or *abuse*, *vice develops*. Now to explain the natural laws of the horse. It is gregarious in nature, hence in riding young animals always ride them alone, as by once getting a colt to ride always alongside another, it is difficult to get it to go alone. It is natural in a horse to follow any moving object, even one of which it is afraid, but when that object comes near, it immediately clears as fast as possible, and if that object was suddenly brought behind, the animal would kick and run away. I have frequently noticed when riding in the Australian bush, two or three of us together, when coming across a mob of wild horses they would turn and follow us for miles, but let one of us turn and ride towards *them* and they are off. We turn again and go on, they turn and



---

follow us. Now, take a colt that is afraid of a fixed object, see how he will walk round and round it, snorting from time to time, and gradually getting nearer, until he puts his nose upon it. The nose is the forehand of the horse, and it is by using it, and by exercising the sense of touch or feeling, that he makes himself acquainted with any thing that he may have been frightened of at first. So you see how injudicious and absurd it is to beat a horse for being afraid of any particular object, because by doing so you increase his fear of the same, as he *naturally* connects the abuse he receives with the object of which he is afraid. Some horses confirmed in shying (although perhaps only through some defect in their eyesight), that have been treated in this manner, will even shy at every dark stain on a road, and after doing so you will see them give a jump, and then cringe expecting the whip.

It is natural for a horse to remove anything that causes him annoyance. If a fly alights upon his mane you will see him shake his head; if on his breast, knock it off with his mouth; if on the fore-leg strike the ground; if on his quarters, switch his tail and knock it off (if he can); and if anything touches him behind he kicks to remove it. Thus kicking is one of the natural laws of the horse, and I claim that the process of teaching a horse not to kick under the old system (if it ever does succeed) is never terminated,

that certain horses always did kick, and always will kick. They will kick if the splinter bar should touch them, when putting into or taking out of harness. Some will actually kick if the pole should touch them a little hard; some will when the shafts first touch them; and some will without being touched at all, at a noise for instance. Now, a horse that kicks at all is certainly not a perfectly trained animal, nor is he safe to ride behind. I knew of a horse that had been in one family for over twenty years, and that family a very kind one, and one day a bolt came out of one of the shafts and it touched the horse on the hock, and the animal at once commenced to kick, and kicked till he smashed the trap to pieces and cleared himself. The owner of the beast told me he never did it *before*. "No," I said, "he did it *behind* that time." He laughed, and said, "What made him do it?" I said the shaft had never touched him *behind before*, hence he didn't like it, and simply meant to move it, obeying one of its natural laws. A colt should be *taught* not to kick.

Now, regarding the horse's senses, they are five in number, the same as our own, viz.:—seeing, hearing, tasting, smelling, and feeling or touch; the last named is, as it were, the largest sense the horse possesses, the other four, of which smelling is the weakest, being quite local. There is no connection between the act of snorting and the exercise of the sense of

---

smell. Snorting is purely and simply an expression of fear, either of a strange object, or it may even be at a strange and sudden noise. You will see a horse snort! snort!! snort!!! at an object, then quietly walk up to it to touch it. The animal was only speaking in its own natural language, which, if better understood by the workers of horses, " 'twould be better for man and beast."

Now, to get a perfectly trained animal we must have each of these senses thoroughly educated. The sense of sight to seeing and knowing ourselves to begin with, so as to allow us to walk up beside it when in its stall ; then to pass vehicles and steam, etc., without showing fear or shying. The sense of hearing, not to be afraid of noise; for instance, the rattle of the carriage behind it; the noise of the railway engine; or any vehicle approaching from behind and passing rapidly. Going from a Macadamized road suddenly on to a block stone road will sometimes cause a horse to jump and kick, being startled at the noise. An animal perfectly trained must do all things required of it well and safely. The senses of smell and taste require no education, especially the latter, as I suppose the horse is the cleanest feeding animal in the world, and could teach us, their masters, a lesson in cleanly diet if it were possible for them to do so. The sense of touch or feeling is the sense that requires the

most education. To begin with, the head has to be taught to take the halter first, the body to be touched and groomed, then the back to take the saddle, the shoulder the collar, and the quarters the breeching. Now comes the question, which is the best method for doing all this amount of teaching successfully, with safety to ourselves and the colt, and in as little time as possible?

I firmly believe that all animals possess the power of instinct only. Instinct stops at the animal, and intelligence begins in the man. Instinct, to my mind, is a negative power incapable of being educated; whereas intelligence is the foundation of all knowledge, and "Knowledge is Power." Place man in a position of danger, equally with an animal where it is a matter of life or death, and the difference between instinct and intelligence will be fully shown, as in the following incident which occurred not long ago, off the Coast of Australia:—"A ship was wrecked seven miles from land, and part of its cargo consisted of horses and cattle. The night was pitch dark, the coast line low, yet these animals, directly they left the ship, struck out *instinctively* for the shore, their noses only being above the water." Now, man could not do this; placed in the same position, and given the power of swimming the distance, is he not just as likely to swim the other way, out to sea, and get drowned? How is it, that it

---

is a common occurrence for colts that have perhaps been trucked from Wodonga, a coast town of Victoria, to Melbourne, a distance of  $188\frac{1}{4}$  miles, to escape from their stables after having been broken in to saddle and harness, and make a straight line for home, or wherever they were reared, although it may be three or four hundred miles away? The pace they go on the road is astonishing. It is only by chance that they can be caught sometimes, and then only by having got into a high fenced paddock, and being incapable of getting out of it. In the event of any person losing a colt out of the stable he just looks up the auctioneer's receipt, and probably ascertains the name and address of the breeder, he then writes him, and a few days afterwards will get a reply that the colt is at home all right; shall he keep him until the next mob is coming to Melbourne? Now, is it possible for man to find his way over country unknown to him without the aid of a mechanical contrivance, or of a technical education of his intelligence, to enable him to read the stars, etc? Instinct enables the possessor of it to retain its own individuality. It is a wonderful power given to the animal by our Creator for its own self-preservation; and man acknowledges that power by frequently appealing to it when lost in the bush, by taking the bridle off the horse and letting it go its own road, instinctively to safety and mutual preservation.

---

*Catching a colt* is the first step that must be taken in the training of a colt. The reader will please know that I use the word colt meaning a filly or colt, and the term horse, for horse or mare. Now the method of catching a colt most in vogue among the farmers of this country is a very rough one, and perhaps it will not be out of place to describe it. The farmer and his men go into the paddock and commence to shout and holloa, and flourish sticks, gradually driving the animal towards the stable yard, just maddening the brute, until it scarcely knows what it is doing, so that in its extreme fear it gallops about furiously, and frequently falls heavily on its side. Then the men congratulate each other, and say that will do it good, etc., etc. After a little more trouble and shouting, the colt is got into a box almost frightened to death, its sides heaving and heart beating, and fit to fight for its very life ; then two or three of the biggest bullies in the crowd go in to the box, generally with another angry shout at the beast, to let it know that they are *not afraid*. A man approaches, and generally gets hold of its nose, holding it so tightly that he renders it an impossibility for the animal to breathe (for the horse only breathes through its nose), then seizes its ear, and hangs on. The other fellow comes up with the halter, and endeavours to put it on, then the scene becomes hot ; the animal fights for its life, and commences to strike out, and kick, and plunge,



---

until he gets rid of his would-be conquerors by clearing them out of the box, and if they get out with whole bones they consider themselves lucky. Then a consultation is held, and the beast is declared a perfect savage; and as a last resource a man suggests getting up into the rafters and throwing a noosed rope over its head and choking it down to the ground, and when down to put the halter on, which is accordingly done. The halter shank is lengthened by a piece of rope, perhaps about 8 feet long, the door is opened, and the animal is dragged out by main force, struggling, fighting, and hanging back. The halter *not* having been choked, the part under the jaw is gradually embedding itself into the flesh, which increases the pain considerably, and makes the colt strike ten times more viciously, and fight more determinedly. If there is a hay stack handy, a long rope is put round it, and the animal is tied to it, and flogged back with a whip and sticks, and in its endeavour to get loose it will frequently throw itself over backwards, and perhaps kill itself, or injure its back, or so maim itself that the breaking is not continued any further.

I have not exaggerated the process one iota. I have seen it often, and on one occasion when driving through Ballantrae on my road to Stranraer in Scotland, I watched for nearly one hour about a dozen men teaching a very fine Clydesdale foal to lead. The dam, a beautiful mare, was standing a short dis-

tance away, held quietly by a boy. The men, after a lot of trouble, had got the halter on the foal's head, then commenced to pull the foal *away* from its dam instead of, as I should have done, lead it quietly alongside of its dam. Then commenced the fight; the foal fairly rushed at the men two or three times, and sent them spinning in all directions, mad with the pain of the halter shank cutting its jaw, and at last threw itself over backwards, and had to be kicked to see if any life remained in it or not. If that dam with its immense strength had possessed the power of intelligence, would it have stood quietly by and seen its young so abused and nearly killed? And by a peculiar coincidence, the animal I had waiting for me to teach upon at Stranraer was a good stamp of a half-bred colt, rising four years; it was led by four of the farm men, and they tried to bring it into the tent; but the tent being very crowded, directly the animal saw the people it pulled back, so a few of the bystanders offered their services, and about ten got on to the rope, but the combat was decided by the colt pulling them all *out* of the tent, instead of them pulling the colt *in*. I saw at a glance what was the matter—the shank was buried into the jaw. I could see the blood upon it, so as they pulled he threw his head *up*, instead of down, so that he could not come into the marquee, the entrance being rather low. I said that if they would give me the colt I thought

---

I could get him in quite easily. The first thing I did was to take the rope off the shank, then to choke the shank so that it would not pull tightly and cut the jaw, and so that it *would* pull on the poll piece. I walked quietly forward towards the tent (as I had led him away so as to make the alterations without being seen), and the colt followed me quietly in, amidst a round of applause, and on all sides I could hear, "What wonderful power over a horse the Professor possesses." I said, "No, gentlemen, *only a little common sense, and knowing how to use it!*"

I might give another instance of how vice is created in a colt through a wrong step taken at first, that is, by meeting the colt and fighting it with the same weapons as it employs against you—viz., physical force *versus* the brute's strength, thinking that a wild brute can be tamed by savage means.

The colt was one that was brought to me at Coldstream—it had been rendered dangerous to approach, and had already kicked three of its owner's ribs in. The message delivered with the colt was this—"Look out, he is a perfect demon!" and a demon he was. I replied, "Thank you for the warning," for I have frequently had dangerous beasts to handle, and the owners had not given me any caution at all, a mean and despicable act, which I did not forget to tell them of publicly. He just rushed at me, and struck out as straight as any man could, frequently striking

---

my hands off the halter shank. It was an impossibility for me to get my hand on its nose, for the caesson had *cut it*, and directly my hand came near the sore place he struck out, so I used my "*third hand*" (which I will explain by-and-bye), and let him hit that a few times—which I should think he did fifty times or more. However, it didn't hurt *me*, and at last I could touch him very gently on his nose and head, and I got my leather head collar on. Then it was all over with him; but his extreme vice had been created entirely in the haltering and leading, for I had all the story from one of the men on the farm.

I think I have sufficiently shown the extreme importance of the first steps of training being taken in a quiet and correct manner. Now I will explain my method for catching a colt, and teaching it to lead; but before doing so I must describe my breaking tackling, so that the reader may know to what I refer:—

The Breaking Tackle used in the "Galvayne" system for taming and training can be obtained at Messrs. CLARK & SON, Wholesale Saddlers, Bishopgate, Leeds, at the following prices:—

HEAD COLLAR, with Buckle on each side of Poll Piece, and a Buckled Nose Piece, all Round Rings, &c., with a Moveable Ring in Jaw Piece,

which works from side to side, with one "Galvayne" Strap (complete),	£0	10	0
SURCINGLE, with two Side Rings and four Top Rings, for Ring Training only, made of Solid Leather, and very strong, - - - - -	1	1	0
The above, with Shaft Tugs, Crupper with one Buckle, and Belly Band, &c., - - - - -	1	17	6
LEATHER (selected) Driving Reins (40 feet), by 1 1/8 (selected Leather),	0	17	6
GALVAYNE STRAPS, Single Leather, with Ring, - - - - -	0	2	6
GALVAYNE STRAPS, Double Leather, with Buckle, - - - - -	0	7	6
STRONG BREAST COLLAR, Neck Strap, Two Rings, Pair Traces, Hip Strap, and Breeching, all very strong, with Pair of Winkers and two Breeching Straps, - - - - -	3	2	0
HAIR ROPE, for Leading, &c., 21 feet long, very strong, and looped one end, - - - - -	0	5	0
Other portions requisite that the trainer can make, a "Tail Piece," viz., a piece of thin rope from 3 to 4 feet long, with spliced loop on end; the rope must be pliable and strong, and not thick.			

THIRD HANDS are 10 feet Poles, four required, two,  $1\frac{3}{4}$  to  $1\frac{1}{2}$  diameter, round, very smooth, ash best, egg-shaped ends, and two,  $1\frac{1}{2}$  to  $1\frac{1}{4}$ , same shape, for handling colts, the heavier ones for kicking horses.

SWINGING ROPE, strong, about 8 feet, with loop at one end, for tying colt or curing halter breaker, Two Shafts 10 feet long, with two Wheels and Axle, as per plate.

---

## CATCHING AND TEACHING A COLT TO LEAD

THE colt is a perfectly wild one—say a three-year-old, which is running in a field, and has never been touched only to castrate when a yearling. Let the trainer take a quiet horse and lead it near the colt, then walk away a little, and the colt will be inclined to follow. Have two lads with you to walk quietly behind it a little to either side. Lads are better than men for this job. They are more active and obedient, and you can make them do what you want done, no more and no less. The trainer walks his horse very quietly, keeping his eyes on

---

the colt, and if the colt stops and looks about at all suspiciously *he* stops. When the colt makes a fresh start, he walks quietly forward again. The lads keep a fair distance away, creeping along behind, a little to the outside. *No shouting.* If you see him inclined to break back, as *smartly* and as *quietly* as possible face him and stop him. Do nothing that will tend to frighten or irritate him. You will have no difficulty then in getting him to the box door, and when you have got him there he will probably stretch his head out, lean forward, and tremble at his knees, trying to look into the box. In the meantime lead the quiet horse just inside, (keeping its quarters near the door), so that the colt can see it, and almost put its nose on it. Then lead the quiet horse very slowly forward, and as the lads come up behind the colt, he will probably, with a snort, bound into the box. He will then run round the quiet horse and hug it closely, and if exceedingly nervous will paw the ground and shake his head up and down. Now lead the quiet horse away slowly and shut the door, leaving the colt with a little cut grass and carrots, to get used to the box. Then, at your leisure, go into him with a "third hand," holding it out in front of you about four feet off the ground and towards his nose. At first the animal will show signs of fear; keep quiet, and whistle or speak in soothing tones. He will in a

little while come near and put his nose on the "third hand." When he does so, pass it quietly over his head, taking great care not to *strike him with it*, along his neck, and withers, back, and *croup*; when you get it here he will probably show a *bit kick*, or an inclination to do so; but go on quietly rubbing him all over the body with your "third hand," and then get it on to its quarters and hocks. *Take time; exercise discretion, judgment, and patience.*

It must be the desire of every trainer of colts to gain the animal's confidence as soon as possible, not to create fear. Prove to the animal by your actions, no matter how fearful they may appear to it, that man is naturally the horse's friend as well as its master, and that you are not there to hurt him, or to bully and beat him into a demon, but to teach him his business, and treat him so humanely, that it will be a pleasure for him to do your bidding, and thus he will become a willing and obedient servant.

Now, when the colt submits to be touched all over, especially about the head and neck—rub him gently on the nose—[if the "third hand" has a piece of bag tied round it so much the better, as it is softer, and if in the animal's fear and impatience he knocks his head against it, it is not so likely to hurt him]. Then when you can touch his head all over, without his showing any resentment or fear, gradually approach him, hold the "third hand" in your right hand, and keep



---

it on its neck, moving it up and down, having your left arm extended with the halter in it. You must have a plain rope halter, with the broad web poll and cheek pieces strongly made, and a ten feet shank. Let the shank hang over your left shoulder, and have your halter arranged thus. Having pulled the shank right through the cheek piece, make an ordinary tie knot in it about six or seven inches from the off side cheek ; then pass the end of shank through the near side *check strap again*, and let it hang down from the nose band, say about eighteen inches to two feet, according to the size of the colt's head. Take the poll piece of the halter in your hand, pulling the nose band well out in position, then hold your left arm quite still. Keep the "third hand" moving on its neck; also, keep approaching quietly, until he puts his nose on your hand. Move the halter up and down very slowly. When you can touch his nose with your hand, gradually work the halter up his face, and slip it quickly and quietly over his ears. Immediately the poll piece is over, the shank is under his jaw, and you can then pull the shank through gradually, [or quickly if necessary], and the tie knot you have made in it will prevent it from cutting his jaw, so that when you pull, you do so on *his* poll, thus giving him an inclination to lower his head and *not* to strike. You can then quietly fix the throat lash. This is necessary, so as to prevent the halter from slipping off his head.

The throat lash is a piece of stout cord about fifteen inches long, which must be fixed on the halter previously. It should be fastened into the offside check, and a small loop made in the near side. Directly you get the halter on, you must quietly take your "third hand" away, pull his head smartly and strongly to the near side, place your right hand on his quarters, and give a heavy push at the same moment. Repeat this several times, then get hold of his tail in your right hand, take a short hold of the halter shank with your left, and give him a few smart turns round, then call in an assistant to hold the halter. The right way to hold a colt by the halter, when standing on the near side, is to [with the left hand] hold the shank close to the jaw, and to have your right hand on the animal's ribs with the end of shank in it, with a knot at the extremity, so that if the colt struggles at all, the assistant pulls with his left hand and pushes with his right, and so turns the animal round again, and the shank is not likely to get out of his hand.

The trainer then gets the hair rope, which has been lying handy somewhere, and taking the looped end in his left hand, doubles it in two, for about four feet, so as to make a sort of crupper; the looped end is the short one, take the loop and the portion of rope level with it in the left hand, and put rest of the rope on your left shoulder, put your left hand gently upon the colt's

---

back, divide the rope, and let it fall down its quarters, then lift his tail quietly with your right hand, and pull the rope towards his withers, thus bringing the rope under his tail *like* a crupper, twist the short end a time or two round the rope, pass the long end round the chest on the off side and bring it back on the near side, and then, through the loop, fasten off with a single hitch *on* the loop, pass the end of rope under belly, go round to the off-side, and with two single hitches finish off, leaving the belly band loose (see plates 1 and 4).

Take the swinging rope already described, pass the end of shank through it, and tie the shank to the hair rope in *front* of chest, then lead your colt round and round the box, afterwards take him outside and give him a smart sharp jerk or two, the hair rope will *nip* his *tail* and make him come *forward immediately*; for you do not pull him upon his head alone, and make him struggle, and fight, and hang back, because he is being *choked*, you punish a little the *tail end* instead. The colt can't reason and say to itself, "well, I am only asked to walk forward, and if I do so, this thing on my head won't hurt me," but as it *does* hurt him, he pulls back, fights, and strikes, to get away from it, hence in after life when tied securely in his stall, he pulls back if his halter shank gets strained in getting up or lying down.

Then, in another way, this method of using the hair rope is very good for curing horses from breaking

their halters or hanging back in the stables. I have cured some of the most confirmed halter breakers, in this manner (see plate No. 3).

Then again, it is also useful in teaching horses to take steam, *i.e.*, not to be afraid of it. Just tie your horse up to a fence alongside the railway, exactly as you tie up the colt the first time; but put a box of corn, or a net of hay on the fence, so as to induce him to eat, then wait a little distance off, and watch results. You will see him quietly feeding out of the box, and suddenly the train puts in an appearance, he will give a fearful bound backwards, but he will be met with something behind him; that punishes him, and makes him take a similar bound forward. The following train may fidget him a little, but he won't dare to try and get away from it. As an instance of this cure, and it is only one of many hundreds, I might mention that a gentleman at Falkirk gave seventy-five guineas for a cob, but owing to its extreme nervousness and fear of railway trains, it was dangerous to drive or ride, in fact it had run away twice and smashed the vehicle driven in, and the owner was compelled to sell it for seventeen pounds. An omnibus proprietor purchased it and put it into the 'bus, beside a steady strong horse; but, when the train came up, after doing all in its power to get away, it lay down on the ground trembling with fear. In two days I had this cob so quiet and fearless of trains, that it would

---

actually feed out of a box on the station fence, and the shunting engine was run up and down, and steam blown off, yet the animal never left off feeding. I had, of course, drilled him a little the first day in the ring, a most perfect cure being effected.

I have taken an old mare, one that would never lead or tie up, and have made her follow me, without any halter, in a few minutes, through the public streets, and also in less than a quarter of an hour, taught a colt to lead at four years of age, that had defied all efforts as a yearling, and again, at two and three years old. His owner rode it home the same evening, and it had no more breaking than it had in that lesson. This happened in Driffield, Yorkshire.

---

### THE "GALVAYNE" SYSTEM FOR TAMING AND HANDLING A COLT PREPARATORY TO MOUTHING HIM.

This portion of the system may be done before the hair rope is put on, or after, which-ever is most convenient. If you have got a forty feet ring put up in a quiet corner of a field, I should certainly recommend its being done first. Immediately the halter is on, supposing him to have been haltered in the ring, get hold of his tail with your right hand, and with the left

take hold of the "Galvayne" strap close to its head, and swing him round and round as many times as you can stand yourself, and when he is a little dazed, tie a single knot in his tail, and pass the end of the "Galvayne" strap through it, and tie in a single bow, pulling his head round towards his tail, on its near side, as shown in plate No. 2.

Now you have got the colt into the "Galvayning" position, one that will *conquer* any living horse; you have the animal at *your mercy*, he *cannot* get away from you, he can only move in a circumscribed circle. He may kick, roar, and squeal with rage, and try to run you out of the ring, but you can easily dodge him. He can employ his entire strength in fighting, which is increased by rage twenty fold, but you have him fixed, "Galvayne" has hold of him, and in fact you have *divided* the animal's strength *against himself*. Let him alone for a few minutes, and if a sullen tempered brute, half an hour. I have left a really bad stubborn brute for two and three hours in this position, but only in extreme cases, five to fifteen minutes is long enough; then, take a drop thong whip and teach him obedience, viz., to move when told, as obedience is *the fundamental basis* of all good training. Touch him with the whip on the *outside* shoulder lightly, at the same time make the clicking noise generally used to start a horse. You must teach him well that he is to move when told, but don't

---

use the whip cruelly, but merely as a medium of conveying to him your instructions. Click *without* the whip, and as soon as he readily moves to the command of the voice only, you then know he has learned his first lesson in obedience.

Now comes the handling process. As I said in the commencement of this work, it is one of the natural laws of a horse to remove any object that may annoy it; therefore, it kicks at anything touching behind, proving at once that a system of education of the sense of feeling would be both beneficial to the animal and to those who ride behind it, and that it must render it *much safer* to use with the desire to *kick eradicated*, than with that desire still implanted in the animal.

Take a "third hand" and approach the colt, while he is in "Galvayning" position, and let him put his nose upon it. Then pass it quietly over his head, down his neck and back, along his back, down his quarters on his hocks, down his front legs: he is sure to become excited, and perhaps kick at it, and try to run away; but if he does, he is *there all the time*, for he only turns round and round, and the "third hand" is never off him. You carry out this mode of handling, until all fear of the "third hand" touching him is gone (see plate No. 5).

Then take an empty sack and put it upon the end of the "third hand," and hold it to his nose, then by a quick movement throw it on its back from the

“Galvayned” side. He may plunge about from fear, but he cannot hurt himself. I maintain that it is an absolute impossibility to hurt a colt in the “Galvayning” position. When you have got one sack on his back, get another on the “third hand,” and let it touch him all over; put it against his head, ears, quarters, legs; bring it up suddenly behind him; if he kicks it away, put it back and back again, until he shows no desire to kick; if he didn’t kick that, he would kick you if you went behind him. When he shows no fear and leaves off kicking, drop the “third hand,” and take one of the sacks in your hand and groom him all over very gently, stroke him down the eyes and face, speak soothingly to him and wipe the sweat off him, and give him a bit of chopped carrot, but don’t loose the “Galvayne” strap; then, with the sack in your right hand, throw it on to its back, where the saddle goes, until he does not mind it; drop the sack, and go on the off-side of him, lay firm hold of the mane with your right hand; put your left arm over the wither, and draw your feet *quietly off* the ground, thus bringing your weight upon him for the first time. You have taught him to see an object getting on to his back, by using the empty bag. Now you are teaching him to sustain the weight, then make a strong effort, hold the mane tightly, and spring on to your belly and elbows on the colt’s back, as in No. 6 plate. He may turn round, but just remain there; you are perfectly



---

safe, and as soon as he quiets down, throw your leg over and draw the "Galvayne" strap out of his tail, and there you are.

*Mounted on your colt for the first time*, without any bother, kicking, or bucking, just give him a sharp turn round and round by pulling his head to the near side, then urge him straight forward for a few steps. Now you have to teach him to see a man mounting, and dismounting, also moving on his back, which you do by throwing your right leg over, leaning your body against his, and supporting yourself upon your hands, (see plate No. 6); raise yourself a little on your hands, and throw your right leg smartly over his back, and again you are astride of him; then throw your left leg over his back, and your body is reclining against his on the off side; then *neatly* straddle him again, and repeat this as long as the colt shows any fear; then dismount on to the ground, *sliding* down his side quietly, keeping as closely as possible to the colt, so as to create as little fear as possible. When you spring on to his back for the first time from the ground, get up on to your hands upon his back, then throw your right leg over him, do this from the off side as well, and as many times as is necessary. Practice on a quiet horse first, any horseman can acquire a neat and proper way of doing it in a few minutes. Now give him a rub over with a cloth. *After* putting on a surcingle and crupper, give him a mouthfull of water, as by this

time he will have undergone a great deal of exertion ; *never*, under any consideration, overtax the colt's strength, as by doing so you will easily spoil a colt, for you will make a good tempered colt a bad and sullen tempered one, and a naturally bad and sullen colt a worse tempered and more sullen beast.

---

### BITTING A COLT FOR THE FIRST TIME.

Get a somewhat stout jointed bar snaffle, attach it to the off side of the head collar by a double spring hook or a strap, then come round to the near side of the colt, take the near ring of the bit in your right hand, and slip your left hand *into* the off side of the colt's mouth, and with your right slip the bit in ; put the bit in smartly so as not to hurt the colt's mouth, for if you do it clumsily, you will find it difficult to get it in the second time ; when the bit is in, attach the near side ring to the head collar.

---

### MOUthing AND BENDING, OR SUPPLEING THE COLT'S NECK, BRINGING ITS NOSE IN TO THE BIT.

I entirely condemn hard and fast side reins, attached from the bit to the surcingle, also tying the

---

colt to the pillar reins. I will state my reasons for doing so:—

In the first place, the bit is liable to make the colt's mouth very sore, and the tighter it is tied the greater will be the annoyance and suffering to the colt, and the more irksome this portion of the training is made to the animal. From the bit causing frequent sores and the healing up of the same, the bars of the mouth become thickened and less susceptible to the sense of feeling, where you want it to be the *most* acute, so that the colt shall be amenable and obedient to the touch of the reins. In fact, the skin on the bars or corners of the mouth sometimes become corns. One side may become harder than the other, by the colt's leaning harder on that side against the bit on the fixed side rein, so you get a one-sided mouthed horse, which is a most annoying animal, and sometimes even dangerous to drive.

I may explain the corns resulting frequently from the old system of mouthing by the following illustration. Let any person unused to digging, take a spade and dig all day in the garden; his hands, unused to the friction of the handle of the shovel, will rapidly develop sores; these sores, by a continuance of the labour, will surely develop into corns; the whole skin thickens, and the sense of feeling becomes less and less acute, until it almost ceases to exist. So it is with the colt's mouth: you make it hard, and then you grumble, it pulls

your arms out. I do not object to keys being attached to the snaffle bit, providing the bit is no thicker than, say, a man's little finger, and jointed. I object entirely to heavy ponderous mouthing bits, that unquestionably destroy a colt's mouth, and his temper also. As an example of this, I was in one town in Yorkshire, and a local breaker had a colt with a dumbjock on and side reins, and a most ponderous bit in its mouth, more like a sash weight than a bit, so I asked him why he had that thing in its mouth. He replied, "I can't give him a 'mooth' with any other bit, and he has got right vicious 'noo.' He won't take the bit, but strikes out directly I try to get it in, so badly that I have to twitch him before putting it in; nice training for a young animal." The barbarous twitch daily applied, and the sash weight afterwards. I said, if he would give me the colt, in two hours I would drive it through the streets in my buggy. After some pleasant and unpleasant chaffing observations, and taking the responsibility of the animal, he gave it to me. In *one* hour it was in the buggy, and would turn, stop, and back with a snaffle bit in its mouth, almost as well as any old horse could have done.

There is another matter I wish to touch upon—the use of rubber or spring reins. I do not like these, and I will candidly explain my reasons for not doing so. I think they create "boring" horses, horses that thrust their noses forward and drop their heads when

---

a continued strain is put upon the mouth. Now, if any benefit is to accrue from the use of the stretching rein, why use the side reins as well? and why should stretching reins teach colts to “bore?” It is because certain muscles are being put into a different position than that which they have previously occupied, naturally, some are being contracted, others being extended. The term generally applied, is a “suppling of the muscles” in the lower jaw, and also in the neck. Now, I state that the system which does this with as little injury as possible to the skin in the colt’s mouth, is the one to adopt.

I put all mechanical contrivances to one side, and use only the most simple of methods, which I will explain, as the *first process of mouthing a colt*. We have got the bit into its mouth, which is a *stout* (not thick) jointed bar snaffle, with or without any keys. Now tie a rein of stout cord on the off side of the bit, put it through the off side ring on the surcingle, and bring it through one of the top rings and the near side ring, and tie it to the near side of the bit, *but not tight*, just putting a slight pressure only upon the colt’s mouth, so as not to induce a fighting *against* the bit, but rather an *obedience* to it, by dipping his nose and walking forward. By using the running rein only, the colt has a chance of relieving itself from the monotonous and irksome strain upon certain muscles, by turning his head from *side to side*. In turning his

head from side to side, he cannot bring a *greater pressure* of the bit to bear upon *one* side than upon the *other*, as the rein connecting it with the surcingle is a running one, hence you do not get boring or one-sided mouthed horses, the former (boring) being produced by elastic or stretching reins, the colt learning to ease himself of the continuous strain on its mouth and muscles by thrusting its nose forward.

The first time the bit is in the colt's mouth it should not be kept there longer than one hour-and-a-half; the second lesson two hours, and the rein slightly tighter. The place to do it in is a small enclosure, or the field in which the colt has been grazing; but, if possible, not in a box; it is not large enough. The colt must be taught to walk against his bit, to give him the fashionable carriage required in a well-trained animal.

The third lesson in carrying the bit may be given in the afternoon, after the second lesson; but with at least *four* hours intervening, and then the nose may be placed in such a position as it is required, or considered advisable the colt should be taught to carry it. *One hour* is quite long enough for this lesson.

The fourth lesson with the bit may be given the following morning, and in the afternoon put the harness on quietly, with the blinkers *last*, so that the colt can see as much as possible. The long reins should be

---

put through two small rings, fastened with straps, low down on each side of the surcingle, then direct to the mouth. Now you commence another step in its training—

### DRIVING, AND TEACHING IT TO TURN, STOP, AND BACK TO ITS BIT.

The old style of doing this, is to walk behind it all the time, so that you walk mile for mile with the colt; and if the colt is headstrong, and wishes to get away, I do not think there is a man that could hold him. Now in my system for driving, you are nearly in the centre of the ring, and *parallel* with your colt. You have the leverage of the outside rein the full length of the colt's body, right from its mouth to its quarters, and the inside rein is the short lever, as it goes only from the mouth to the ring in surcingle, and you then have perfect command over him. You drive the colt, *feeling* its mouth round the ring a few times, say to the left hand, then let your near rein *slack*, and pull smartly on the off one, a *swinging* pull, not a *jerky* pull; at the same time just *throw* your whip on the outside shoulder, so as to give him an inclination to turn smartly, and not to fight the bit. After the colt has gone a few times round the ring to the right hand, let the off rein slack, and give a swinging pull on the near one, at the same time throw the whip on the outside,

or off-shoulder. This you keep on repeating, and as the colt learns to turn, use *less* and *less* strength. In all cases the bit used with the colt's driving lesson should be a stout jointed bar snaffle. The bars assist the colt to turn, and save the mouth. Now, you have to teach the colt to "Whoa," *i.e.*, to stop, by pulling smartly on both reins. Now, very likely the colt will be somewhat headstrong, and pull against you, with his head down. Don't let him keep a continued pull; just step in a yard, so that the reins are momentarily slack, and let him come on to his bit smartly so that he feels it, you at the same time pulling sharply, and saying "Whoa," he will soon learn to stop, even at the word of command. I have frequently trained a colt so well to obey this word that when a stranger got on him to ride, and I said "Whoa," the colt stopped instantaneously, the rider didn't; he went a few yards further on. Now the next step to take is to

#### TEACH HIM TO BACK.

Let your assistant come and take the reins, and you get to the colt's head, and put your hand upon the colt's nose. You should be careful and not teach the colt to *walk* backwards. You merely want him to back by pressure of the bit; and in the case of draught horses also to the word of command. Let your assistant stand immediately behind the colt, and not at



---

its side (although after he has been taught to back from behind, it is quite easy to do so from the centre of the ring). When you say "Back," your assistant gives a smart pull on the two reins—an even pressure on both sides—you at the same moment press heavily with your hand against its nose, bringing the head *in*. If a little stubborn, put your other hand against its side, and push him a little sideways, and backwards at the same time, it helps him to know what you want him to do. Let him only walk back a *step or two*, then "Whoa." Make him do this a few times, but do not weary him. Just click, and let him have a bit of a trot forwards, then return to the "backing" lesson, until he will back to the bit without the word, and will *stop* when the *pressure* is taken *off* the bit.

Now, with draught colts, when you have got them to "back" fairly well from behind, you take hold of the near side with your left hand and say "Back," your assistant pulling back at the same time, then do the same on the off side, so that the colt learns to "back" in his training in the same manner that he will be expected to do when in a cart. Now we have got the colt submissive to the bit, he will "stop," "start," "turn," and "back" to it.

The next step to take, is to teach the colt to pull, and to become acquainted with the breeching; and to do this well, instead of doing it under the old method by putting him in a cart, thus trying to break cart and

colt together, and sometimes succeeding in breaking the cart and not the colt. I having, when the harness was first put on, tied the ends of the traces through the breeching rings, as shown on plate No. 8; now take them up a few holes, tying, as it were, the two ends of the animal together; putting a fair pressure on at first, and, as the colt's confidence becomes established in the feel of the pressure on its shoulders and quarters, another hole on each side is taken up on the traces. Now the colt is, as it were, *pulling himself along*, and I have put him in such a position that he can't refuse to pull; hence I never get jibbers by my breaking, and I can cure, by the same method, any jibber. I can recollect one that, with the harness on only, lay down thirty-one times in the ring, just simply falling over, and the harness did not weigh more than 10 lbs., yet I made him work, and the last time I saw him he was in a 'bus.

Now the next step to take, is to teach him to know the feel of the shafts against his sides. The way to do this is not again to put him into a cart, as from the novelty of the position, and the fear it would naturally create, the colt might start to kick, and in all probability would do so, and my method of doing this is to take a "third hand" (letting my assistant hold the reins), and with it commence to rub the colt's sides and shoulders, flanks, and down its quarters; in fact, touch him all over with it, and sometimes bringing

---

it straight along his side, smartly, but not so hard as to hurt him, until he shows no fear. You do this, the colt standing still at first. Now let him walk round the ring, and you walk behind him and handle his flanks with the "third hand," so as to resemble, as nearly as possible, the touch of the cart shafts when turning; also rub the points of the shoulders with end of "third hand," to represent the touch of the point of the shaft on the shoulders. Now tie, (as shown in plate No. 9,) a "third hand" upon each side of the colt, so as to represent the two shafts. Drive him as long as is necessary. Keep turning him to the right and left; but do it all in a quiet and methodical manner, no shouting and hallooing, just suiting "the action to the word, and the word to the action," in all cases enforcing obedience.

---

### EDUCATING A COLT TO NOISE.

It is very necessary to make your colt familiar with sounds of all kinds likely to be met with in the crowded thoroughfares of large towns. He will have to encounter traction engines, brass bands, trains rattling over railway arches, accompanied by a shrill whistling, and many other noises too numerous to mention. Each and all of them, he must therefore be

trained to meet quietly, or his education is incomplete. A colt will kick at a sudden noise, will shy off, at a sudden noise, will run away and smash a carriage to pieces, and kill the occupants, in fact, the greatest number of accidents are caused by horses taking fright at noise. I only read a few days ago that the cracking and falling of a branch of a tree started off a pony, which was being driven by a lady; there being another lady in the phaeton. The pony became frantic and uncontrollable, and ran into a wall; the lady driving was killed on the spot, and the other was taken home insensible. This accident happened solely because the animal had an uneducated *sense*, viz., the sense of hearing. Many animals, when in harness, who are at all nervous, will almost kick, or do kick sometimes on a quiet road if another horse and vehicle should come *rapidly* up behind, and aside of it, so as to pass. This has repeatedly happened to me. I have seen plenty of draught horses set themselves to kick and run away, when I have driven rapidly up aside of them to pass. Now this shows defective training, and I will try and explain the defects. At this stage of breaking under the old system, viz:—

A colt is put into a trap, with a man on each side of him with a rope, and probably a man in the cart behind him holding the reins, directly the colt hears the noise of the cart behind him he tries to get away from it. He finds himself held fast for the first time in

---

his life; this increases his fear, he commences to plunge, sometimes kicks, sometimes gets clean away from the men, but, at all events, has to be controlled by actual brute force. Now I condemn entirely this mode, as it *implants* a fear of noise *behind*, which becomes very difficult in after life to eradicate, as well as dangerous to those who ride behind him.

In training a colt, I endeavour as much as possible to follow the natural laws of its nature, and instead of implanting almost constitutional fear of noise, I educate him to noise by putting it in the front of him first, and let him follow it naturally, and get acquainted with it in his own style. I do this by getting two square tins about the size of biscuit tins, putting a few stones in them, and tying them round securely with cord, to prevent the stones coming out. You take the reins, let your assistant go some three or four yards in front of the colt, and commence to make a slight noise by rattling the stones inside the tins. The colt will be soon attracted by it, and if very nervous will try to turn, and perhaps jump away: but *look* after the reins. As he tries to turn, you keep him straight to it, then let your assistant commence to walk forward. You give a slight click, and just throw the whip on him to encourage him to follow the noise. As soon as he follows it readily at a walk, let your assistant run, and the colt will trot after him and follow him wherever he goes. Then after a little time stop the

colt, and let your assistant walk round and round him shaking the tins. This is to give him confidence in a noise coming alongside of him. When he remains perfectly still with this din and rattle going on round him, send him on a walk, and let your assistant follow, dragging the tins on the ground behind him, shaking them to make as much noise as possible. Do this at a trot also, then stop him, and let your assistant drag the tins about, throwing them suddenly on the ground behind him; and when no fear is shown, tie them on to his tail, and let him drag them about, as in Plate No. 10. After a little time you may put the two "third hands" on to the colt's sides again so as to represent the shafts. Now you have the colt *pulling*, taking the *breeching*, he has the *feel* of the *shafts* and the *noise* of the cart behind him; in fact, you have worked him up to being able to put him into a cart *without any risk whatever either to the animal, the cart, or yourself*; and the last step taken in training the colt for harness purposes is to teach him to

#### MANAGE A VEHICLE.

This I do by hitching him to a light and handy trap, as shown in Plate No. 11. It is necessary to alter the position of the reins before putting the colt into the trap. Unstrap the rings off the surcingle, and fasten them on to the breeching, (or higher up on the

---

surcingle,) then pass the buckle of the reins through the side ring on surcingle and to the bit on each side. Put the end of trace through the ring on breeching, and fix to the pulling hook on inside of shaft.

The colt will stand perfectly steady while being harnessed, and will walk away like an old horse. It is better by the way to drive him in a trap *out* of the ring. First drive him in a straight line, you behind with the long reins, your assistant with the "Galvayne" strap slipped through the ring on head collar. This strap should be held in such a manner that the colt is not aware of its being there, and after a turn or two it can be readily slipped off. After driving some time in a straight line take wide turns, but let your assistant know to which side you intend to go by saying "Left!" "Right!" so that the colt is not jerked in an opposite direction by the assistant at his head.

Right throughout the training, I endeavour to make it easier for the colt to do right rather than wrong. I have met some breakers who have differed from me materially, whose sole idea seemed to me to do decidedly the reverse, and some have even suggested to me, that it was a good plan with draught colts to harness them to a heavy roller or to a trunk of a tree to teach them to pull. I don't agree with them; the lighter and handier the trap, combined with strength, the better. The colt gets confidence quicker in the feel and rattle of the trap, and this he shows very

quickly by the happy and free style in which he goes about his work.

Continue to drive the colt about the field, starting and turning on each bit, turning in a small circle, and backing. Continue his driving lesson at a walk, until he has done all well repeatedly. Crack your whip behind him, not loudly at first, and make him stand perfectly still, and if showing much fear to begin with, let your assistant pat him on the neck and speak soothingly to him, until he shows none. Then work him at a trot, do all at a trot that you have previously done at the walk, then let him rest a few minutes, so as to teach him to stand still, lock both the wheels and let him take a steady pull for fifty yards or so, but don't overtax his strength. After this let your assistant sit upon the axle with the wheels locked, and when he has started a time or two, take him on to the road, and let him trot and turn; let him know what it is for a trap to pass him from behind, &c. If in a crowded thoroughfare, let your assistant slip the "Galvayne" strap on again, so as to steady him if necessary; but I have never had any trouble with any of them, either in this country, or in Australia, when I have taken them on to a road for the first time. You can now take him home and put him into an ordinary cart, and drive him in perfect safety, providing you exercise a *little judgment and care*. When going down hill the first time, don't wait till



---

you get over the brink before you think it is necessary to go down hill *carefully* with a colt. Nearly all accidents with colts are caused going down hill the first time, that is, when they are trained on the old system. The colt having never had any weight upon the breeching before, feels the cart pushing him headlong down hill, and he becomes nervous and kicks from absolute fear. It does not matter under what system the colt is broken or trained, but it is an absolute essential, that the breaker or trainer should be a *horseman*, a man of nerve, with good hands, seat, and temper. Without these qualifications, not all the books in the world, nor any number of practical lessons, would ever make a "*horseman*." Horsemanship is not only intuitive, but actually born in some of us. So we cultivate our ability, we educate our intelligence, and our knowledge increases, and "knowledge is power," whether exercised in the subjugation and training of animals, or in pursuing other paths, of a commercial, or professional career.

I have endeavoured, in these few pages, to make my system of taming and training colts as explicit as possible; but I shall devote another chapter to some matters pertaining to it that I have not herein mentioned.

I do not say that under my system a colt cannot be spoiled. Some men are so *innately* cruel and impatient, that abuse must form a part of their

treatment, no matter what system they are following; but to such men I say, give up colt "breaking," let others do it that are better qualified. A colt so readily resents ill treatment, and vice so rapidly develops, that the trainer must always watch himself; and when a disposition to lose his temper makes itself felt within him, he should sit down and have a smoke, knock off for a bit, whistle, or do something to regain his good temper and perfect control over his actions. With these last observations I leave the working of my system for training colts in your hands, and hope you will be as successful in using it, as many of my pupils have already been.

---

#### A FEW NECESSARY HINTS TO BE REMEMBERED WHEN HANDLING COLTS.

Don't let your colt break away from you if it is possible to prevent it.

Always have *two* holds of the halter shank or "Galvayne" strap. A knot should be put in the end of it, which should be held in the hand farthest from the head. Never twist the shank round your hand.

Before "Galvayning" a colt see that the nose-band of the head collar is low down.

---

In "third-handing" a colt do it well inside the thigh, and under the tail.

If two are working on the animal at the same time, the person holding it should always be on the *same* side as the *worker*.

If you cannot get a colt to do exactly what you require, make him do something else. For instance, if he wont back, turn him sharp to the right, and then to the left hand, with the long reins. If he wont start, turn him in the same way until he will.

When picking up the colt's legs begin with the near fore foot by putting a strap round the fetlock, taking it in your right hand, rather low down. Press with your left hand on its shoulder, pushing the weight on to the off leg, then the near one can easily be lifted. Then the near hind leg, put strap on as before; take it in your right hand, put your left on the hip, and push the weight over on to its off hind foot. You will have no difficulty in teaching it to lift its feet by this process. Say loudly each time you lift the foot, "Hold up!"

In driving a colt in the ring, it is necessary to teach him to *start on the turn* on both sides.

When putting on the blinkers and bridle for the first time lift them carefully with the left hand until they are over the eyes, then pass your right hand over his head, and taking hold of the poll piece lift it up quietly, and then open his mouth by putting in your

left hand from the off side, the right hand, at the same time, pulling the bridle up, so that the bit slips into the colt's mouth without any difficulty.

Don't flog a colt for *not doing well* something he has *not been taught to do at all*.

*Teaching a Colt to Remain perfectly Still or Steady.*

Whenever he moves unbidden, check him with a slight jerk of the rein first on one side then on the other, and every time you do this use the word "*Steady!*"

*How to make a Colt come to you with a Whip.*

Turn him loose in the ring. Send him round once or twice. Get in front of him and stop him, then every time he puts his quarters to you smack them with the whip. When his face is to you, speak nicely to him, and call him, then walk a little way from him backwards and sideways (facing the colt). He will follow you in a few minutes. Drop the point of your whip nearly to the ground. Knock off with him at the slightest show of distress. Ease his training when "blowing" at all.

Never take him out of his stable when feeding. Ride your colt always alone. Never trust a boy to mind him on the streets.

---

## EVERY-DAY MISMANAGEMENT OF THE HORSE.

Patting and caressing him for doing a thing you don't want him to do, and beating him for doing what you do want him to do.

An illustration.—A horse is frequently patted for jibbing, and flogged for going on, so that he soon learns not to start at all.

Another.—When a horse stumbles, down comes the whip. A horse will not fall if he can help it, any more than you would.

Shying.—Don't correct him with the whip, as he will connect the abuse he receives with the object at which he shyed, and soon become a worse shyer.

Misuse of the Word "Whoa."—"Whoa," as I understand the use of the word, is to bring the horse to a standstill, yet how many people when they walk up to a horse in the stall say "Whoa," when they walk away. Another "Whoa"—when they put the bit in his mouth, "Whoa" again, and when they lift his tail up to crupper it, still another "Whoa." The word "Steady" should be used, and not "Whoa," the horse being already "Whoed."

Keeping without Water.—Water should *always* be kept in the *manger*.

Too much artificial physic.

Violent driving or riding at starting.

Flogging a horse when he is doing his best to please you.

Wearing spurs, when the horse to be ridden does not require them.

Overloading.

Keeping shoes on too long.

Hanging on by the reins to keep in the saddle.

Using unclean collars and harness that does not fit.

Driving Single Harness Horses without Breeching.

The horse cannot utilise his weight and his immense strength in his quarters to hold the trap back when going down hill without the breeching, and in a two-wheel vehicle the slightest stumble will cause him to fall, all the weight being upon the withers. All the wear and tear comes on the fore legs, hence "groggy knees" rapidly develop.

Using cruel and barbarous bits.

Pairing a *slow* good horse with a *fast* good horse for double harness purposes.

Wearing bearing reins on made horses.

Keeping horses in *warm* stables *clothed up*, and out of doors on a cold day shivering in front of shops for hours. Then complain to the coachman because the horses are laid up.

Cutting the long hairs out of the ears.

Leaving a horse unattended in the streets.

•

---

Driving from a fixed draft pull instead of from a swinging or moving bar, or spring hooks.

Not enough natural diet, or carrots, etc.

Hitting horses first, and then clicking to start them afterwards.

Not examining the teeth *first* when a disposition not to eat is shown.

Keeping a loin cloth on when working the horse.

Using bandages *constantly* either wet or dry.

Not having sufficient natural light in the stable.

To make a permanent habit of speaking sharply or harshly.

To strike a horse with a fork or broom handle.

To ride in a badly fitting saddle, as it is apt to gall the back.

To use *harsh* treatment before having tried *gentle*.

To imagine that the bearing rein tends to hold up or prevent a horse from falling.

Keeping horses without a sufficient quantity of water, so as to, as the groom says, "to 'arden 'im off for 'unting."

When rearing foals, or colts, to keep them continuously in the loose box. They learn a lot of tricks, which will naturally develop into "stable vices."

To have *white glazed tiles* in front above the mangers.

Taking a horse into the stable *ravenously thirsty*.

---

## HINTS ON THE CURING OF *VICES*.

*Shying*.—This is a dangerous vice, and proceeds from two causes, the first being a nervous disposition, and the second defective eyesight. There is no *cure* for the latter, but if the horse is absolutely dangerous to drive, blindfolding him is the only remedy. If the former, then a great change may be effected by education. If it shies at objects in the road or stains on the road, lay down in the ring pieces of tin, wood, different coloured pieces of cloth, and sheets of paper, and drive him in and out and over them until he gets so accustomed to seeing them as to take no notice. If at paper being carried about by the wind, put a piece on the end of a whip thong, and flourish it about as he goes along so that he can see it. If at a heap of stones, walk him round and round till you get him close up to it, and lead him over it a few times. A little treatment of this kind does a lot of good, and a perfect cure frequently results.

*Kicking*.—This is an extremely dangerous vice, and any horse with a reputation for being a kicker is absolutely worthless. I can assure the reader that the cure for kicking is not so difficult as the cure for shying. First “Galvayne” the subject well, and strike him fairly hard on his legs with the whip, and say distinctly “Get up” every time the stroke is made. Then get a “third hand,” and handle him all over—



---

never mind him kicking—that's the kick coming out. "Third hand" him until you can touch him anywhere without his offering to kick ; then put the bags on the "third hand," and work him with them until you can throw them on his legs without his kicking. Put the harness on, and drive him. If he kicks furiously, keep on, making him back smartly. There are many horses going perfectly quiet in harness (kickers, I mean,) that I broke from kicking, working them backwards all the time. Now get a "third hand," and handle him all over again while on the trot, your assistant running behind holding it between the horse's hocks. Then tie it on, as in Plate, and when it will carry one between its legs put another there from the other side. Put the tins on afterwards if a really bad one. Put him through again in the morning, or twice the first day, and twice the second. It is only one horse in 1000 that ever wants five lessons.

*Biting.*—Put No. 2 Twitch on, and handle him about head and mouth with your own hands ; unfasten the twitch, and feed him out of your hand.

*Striking.*—"Galvayne well ;" handle front legs for some time with "third hand." Tie up one leg (as described in the process of throwing), then rub your hands up and down the other ; let the leg down, and tie up the other, repeating the rubbing. Give him a piece or two of carrot during the lesson, and don't be afraid to take your time.

*Rearing.*—When driving a rearing horse, watch for signs of his rising. To prevent him from doing so, turn him sharply to right and to left, repeating this treatment as often as he attempts it. Use a double ring snaffle, but drive him on the single ring. The bit will punish him. Afterwards, drive him for a day or so with the “rearing” twitch on.

“*Jibbing*” or “*Reesting*” (it is called the latter in Scotland).—“Galvayne well,” and let him know what “get up” means, as applied to a “kicker.” Put the harness on, tighten the breeching to the collar, and keep driving him in the ring, turning to the right and left smartly. Most jibbers are bad in their mouths and will not answer to their reins, and will frequently not back. Make them back (by the method already described in page 44). Make them also *wait*, as it were, for the word to “go on,” and if they don’t answer to it *directly* it is given, cut them across the hocks sharply with the whip, put two “third hands” on as in Plate 9, and get your assistant to hang on behind. Afterwards, hitch up to trap, and work them, increasing their loads daily. If they fall back into the old trick, go over the treatment again. I have had some “bad ’uns,” and have never failed yet.

*Kicking in the Stable.*—Put him in a stall with hanging bales at the side, so that when he kicks them away, they come up on him again and again. He will soon get tired of it. Tying up one of the fore legs is

not bad; they soon lay down then, and are quiet; but don't tie it up till he has finished his feed.

*Wind Sucking.*—A strap (any one will do) tied tightly round the neck, close to the head. A loose box is better for a wind sucker than a stall.

*A Horse that won't lie down in the stable.*—Tie a 7-lbs. weight to its tail at night, and if that won't do, put 14-lbs. on; let the weight hang just to reach below the hock. I made about 25 horses lie down in a large brewery by this means, that had never laid down in a stall before.

*Horses that are always hanging back the full length of the halter in the stable.*—Put the hair rope on.

*For a horse that tears its clothing.*—Put on the beads till he has become used to the rug.

*How to bridle or bit a bad or striking horse.*—Put the end of a walking stick in his mouth first; he will stand perfectly quiet then to be bitted and bridled.

---

## HORSES AND THEIR BITS AND BRIDLES.

Now what do we use bits and bridles for? Why, to guide and govern the horse's actions, according to our desire; yet how often is the power of them abused by bad-tempered riders, and those with bad hands and worse seats! I am sorry to say I have generally

noticed that those riders who are afflicted with either of these faults use the most cruel bits obtainable, and to be also always ready with the whip and spur to cure the horse of some *imaginary* fault.

The good style of walk, trot, or canter in a perfectly trained docile horse, does not satisfy these sort of riders; they never speak a kind word or use a stroke of the hand to steady the actions of an over-fresh horse, but rather give him a severe and cruel jerk at the deeply levered curb-bit, a crack of the whip, and two digs with the spurs to quiet him, sending him all over the road with all ends up, to impress the public with their wonderful horsemanship.

I hold that any unnecessary punishment inflicted upon a dumb animal is *cruel*, and should meet with its deserts, no matter whether this cruelty is inflicted through ignorance, or a natural brutality that some men show towards all animals; and I think that no creature is so much abused in this respect as the horse.

In Australia you could ride for thousands of miles in the bush, and never find a curb bit in use. You may sometimes see a plain pelham, but as a rule nothing but a plain snaffle. Yet, the Anglo-Australians (as a race) are acknowledged to be, by all who know them, *perfect* horsemen—men who ride daily for a living, and in all probability were able to ride before they could walk.

---

The Australian Stock rider or Boundary rider has no horses made for him, but has one given to him from a mob. He must do the catching, mounting, and training himself, or leave his situation. The country is a very rough one, and dangerous to ride through. Yet these men fearlessly gallop through forests at headlong speed, along mountain sides, and over hundreds of boulders at breakneck speed, on a horse with only an *easy snaffle* in its mouth. He has perfect control over his horse—can wheel him as quick as lightning, making turn after turn, jumping almost every few yards over fallen trees and timber of all sorts, yet very few accidents happen. So I think it must be admitted that the snaffle meets with all requirements when the *man is equal to the occasion*.

The better "mouth" a horse has the worse it is for a bad rider, as he will fairly drive the horse mad, and render his remaining in the saddle only a matter of minutes. The horse is then blamed, and an animal which is valuable in good hands, passes away at a pecuniary loss. If a man has not the ability to handle a spirited horse well, he ought not to attempt to ride him. I have known horses that passed out of my hands with perfect mouths in all respects, yet I have heard of them afterwards as confirmed and hard pullers. The more a horse's mouth is accustomed to a cruel bit, the less he cares for it. His mouth becomes callous, and he will soon learn that, by *constantly* pull-

ing, he neutralizes the first action of it, which is painful, and hence he becomes a confirmed puller, and at last an unmanageable brute.

Some riders depend upon this long and strong pull to keep them where they want to remain, viz., in the saddle. Therefore, I say, and have always said, that any man may take a horse and make him perfect in all respects, but he cannot guarantee him to remain so. I have often said as a joke in the ring, "It's not the horses that always want Galvayning, it's the men." I have frequently known these pulling horses that have been ridden in jaw-breaking and blood-biting bits, go perfectly quiet, and easily ridden by another man in a plain snaffle. That is why I condemn heavy and sharp bits for colts. They spoil the animal's temper, lacerate its mouth, and make the parts callous and impervious to the sense of feeling, and his future management a matter of difficulty.

There is a sympathy that should make itself known and felt by both rider and horse, between the horse's mouth and the rider's hands, as White Melville puts it in his *Riding Recollections*—"If you pull against a post, a post will pull against you; but if you don't pull against the post, the post will not pull against you." Teach your colt from the start not to take a dead pull on the bit, and in good hands he will never want to do so.

In my opinion, the man has yet to be born, and the

---

bit yet to be invented that can stop a horse running away if it wants to.

Before bringing this matter to a conclusion, I must state most emphatically that I condemn cruel curb bits ; and that no pain or annoyance should exist in any horse's mouth, if you want him to perform his duties well, and to be docile and gentle in saddle and harness.

I am, at the present time, driving a pair of runaways, both in snaffles, and both in good heart and fettle, and I can pull them up in their own length when going at any speed ; yet I saw one of them, the day I bought it, fairly mad, and the bloody froth streaming from its mouth through an intensely cruel bit being used. The same day I trained him to single harness, and drove him perfectly quiet in an ordinary double ring snaffle.

I might just mention another case—and a bad one, too—that I had when in Yorkshire. A lady owned a very fine pair of carriage horses—incorrigible pullers—both of whom had run away at different times. *Under my system of schooling*, I so improved their mouths, that in *a week* I could drive them both at any pace, and stop them in a moment, with slack reins and plain snaffles only. Another case was a Brougham horse, which had run away many times, and smashed the vehicle behind it to pieces. His last performance before I got him was to go through a confectioner's shop

window, at a cost of £50 to his owner. He broke the reins while being driven in the ring, but after one lesson I could, and did, drive him anywhere, in a plain snaffle. I hope I shall live to see the snaffle supersede all other bits, then the decrease in the number of accidents on the road and in the hunting field will be so great as to convince all horsemen that they would have been wise to have adopted it before.

---

### HOW TO EXAMINE A HORSE AS TO SOUNDNESS.

The ability to judge a horse as to soundness is almost instinctive in some people. You will find an entirely uneducated man detect a defect, almost at a glance, that has been passed over by one thoroughly conversant with the anatomy of the horse. In Australia we have not the vet. always to fly to when purchasing. The buyers there (with few exceptions) buy solely on their own judgment—and very frequently eye judgment alone—as in the case of entirely unbroken colts it is an impossibility to get your hand upon them. But this I will say, that the Australian horses are much freer from lameness and disease than those in England. This is, of course, partly owing to



---

the difference in climate; but I think Australian horses have naturally better constitutions, having had the great advantage of a purely unartificial rearing—not having been boxed up, standing on their own manure, week after week, and month after month, as I have seen many a one in Great Britain—the smell from the ammonia being so strong on one occasion, that I would almost defy any man to remain a quarter of an hour in the stable with the door shut. It was stifling to me with the door open, yet the owner scarcely noticed it. How can you expect healthy horses reared under such circumstances? The feet and lungs must soon become affected, and examination as to their *soundness*, by the *non-existence* of *unsoundness*, becomes a very different task, even to the most accomplished of vets. But I will endeavour to give a few hints upon this most important subject in connection with horses, so as to assist those buyers who are not vets., and who have to judge for themselves.

To be able to know an unsound horse, one must *perfect* one's *eye* and *knowledge* of the *natural* conformation of a *sound* one, and this can only be gained by careful and practical examination of sound horses, and by making oneself familiar with the sound and perfect appearance of each part.

Early morning is the best time to examine a horse, you will then see him in the stable. Look in the manger at once to notice signs of “quidding”—viz.,

food partially masticated and spat out; then stand *quietly* behind him for a few minutes to notice stable vices—such as wind-sucking, crib-biting, weaving, and pawing. It is a nuisance to get a wind-sucker in a stable, as the other horses are likely to acquire the same habit.

*Pawing.*—Look at the stones under fore feet, and also toes of front shoes, for evidence of this. Watch if he appears to be restless upon any of his feet. Many horses naturally rest one of their hind legs at a time, but very seldom the fore legs, unless diseased. If any suspicious action should be noticed, a more particular examination of the doubtful part should be made. The pulse should be next examined, and for the guidance of the general reader, I will give a few useful observations on this important matter.

There are several parts of the horse where the pulse can be felt, but the most convenient is at the lower jaw. At this spot the pulsations may be not only distinctly counted, but also the character of the action accurately ascertained.

In a healthy state, the pulsations in the heart of a farmer's work-horse range from 35 to 37 beats per minute; in a thorough-bred horse, 40 to 42; and it must be understood that this is only the condition of the pulse when the horse is at rest, as all exertion, according to its degree, will increase the rate. A warm stable, nervousness, or fear, will also augment

---

it. 50 to 55 beats denote a *degree* of fever, and higher rates, of course, worse.

The pulse in the healthy horse is regular, and not too hard or too soft. After having examined his pulse, turn him over smartly in the stable, and watch for evidences of stringhalt or spavin.

Stringhalt is a convulsive action, which snatches the hind foot up spasmodically, and I have seen cases so bad that the horse, when first moved, would strike his belly many times with his hoofs. (This disease is most prevalent in Australia.) In some cases it is seen in a very mild form, and only *shows* itself when the horse is turned *smartly round*.

Then lead him towards the door to examine the eyes. Of course in some cases of disease none but vets. can detect it, but a few hints from a practical man to another may not be amiss. Compare both eyes as to size of pupils, and for cataract, &c. Both eyes should be the same size to be healthy, and show in evidence of any previous affection. To examine for cataract shut the stable door, and light a candle, and pass it in front of the eye; if healthy, three reflections of the candle will be seen. Two of these reflections are *erect*, and more in the *same* direction as the light, and the *third* is *inverted* and moves *from* the light.

Take the horse outside and stand him upon level ground, making whoever is holding him take a *long*

hold of the halter shank—not a *short* hold close to the head. Walk round him, and take a general view, and looking for broken knees, ringbones, splints, sandcracks, difference in size of feet, &c.

Look at the teeth for irregularity, incisors for age, molars for soundness; the nostrils for any evidence of cold, strangles, nasal gleet, or glanders. Examine the poll for poll-evil, and the throat for marks of the crib-biting strap; withers for fistula. Examine minutely the knees for scars, pass your hands down the legs for splints and sore shins. I would not reject a young horse that had splints; they will frequently develop at 3 and 4 years old, and will sometimes leave even afterwards without any treatment at all.

You can detect a sore shin by its being a little swollen in front, and having heat in it. Also look for evidence of speedy cutting scars on the inside of the knees, both below and above them; horses that *dish in* with their front feet are specially liable to have these, and will easily come down. Then examine for ringbone and side-bones; run your hands down back tendons, to feel if *clean* and cool, and free from any *thickness*; then the fore feet for sandcracks—(these are frequently filled up)—a sandcrack is a split down the horn from the coronet, and not easy to see sometimes. Search well round the top of the hoof for small sandcracks.

Carefully examine for contracted heels, and notice the shape of soles, if flat or concave (ought to be the latter.) *Thrush*.—Contraction is generally the cause of thrush in the fore feet, and may be known by matter being discharged from the cleft of the frog. A horse may have thrush and not be lame; inspect closely, it can *always* be discovered by a most disagreeable smell which accompanies the disease. *Quittor* is a wound in the coronet, generally occasioned by a tread, but it has also other causes.

*Seedy-toe* is known by a bulging out of the wall of the foot, generally near the toe, and by a soft cheesy kind of horn.

*Bruised soles and corns*.—Have the fore shoes taken off; examine for bruised, thin, or weak soles; tap with a hammer or squeeze with a pair of blacksmith's pliers. If the horse does not flinch, then you may be certain his feet are sound and good. For corns, look for signs of the knife on the soles, usually near the bars inside the heels.

*Founder*, or inflammation in the feet, may be known to have taken place by the appearance of the outside of the hoof, it having seams or lines running round it. Sometimes these are natural; if so, they run *parallel* with the coronet; if produced by fever, *converge towards* the heel—all to a *common point*. Examine belly and inside of thighs for warts; look for swollen sheath; pass the hand down the stifle-joint—

this is often the seat of disease. Notice the action of this joint, when free from disease, in walking or trotting, should appear the same. Now the examiner comes to the most important joint, and the one that is most likely to be wrong. It is often said by the most experienced that the "foot before and the hock behind" are more liable to injury and disease than any other portion of the body, and certainly the hock is the most difficult joint to examine for unsoundness.

*Thoroughpin.*—These are round swellings on inside and outside, and immediately under the strong tendon which unites with the cap of the hock, being similar in appearance to *windgalls*, which appear generally more frequently on the fore legs just at the fetlock joints, and cannot be reckoned an unsoundness. I have frequently heard it said "that a windgalled leg *never* goes lame," but I wont go quite so far as this. They indicate, however, that the horse has done hard work, but unless they have attained a very large size (being then an unsightly blemish), I should not notice them in the question of soundness, only in the question of price.

*A Capped Hock* is known by the very point of the hock being swollen. It seldom causes lameness, but it is an ugly defect. Sometimes it is produced by kicking in harness, and when caused in that way, I call it "The Brand of Cain." I have known draught

horses, when heavily loaded, to kick from the pain of a capped hock, which was not the result of vice.

*Sallenders* are scurfy eruptions inside of the hock, and don't often lame the horse, unless wantonly neglected.

*Curb* is situated some inches below the hock, and can be better seen from a *side* view. Unless the hind legs and quarters are well formed, my examination would cease. *It is only when the general conformation of the horse suits you that the special examination of parts takes place.*

*Curby* horses are mostly cowhocked. I can best describe their appearance by comparing their hind legs to the legs of a knock-kneed, splay-footed man. Some horses are naturally curby, being foaled so.

*Bone-Spavin.*—When developing, this disease is sometimes very difficult to discover. The examination should first take place in the stable, before the horse is exercised. Look critically for the least sign of lameness when he is being brought out. The complaint presents itself in the form of a bony enlargement on the lower and most prominent part of the inside of the hock-joint. A well-formed hock-joint gradually tapers down to the shank. When examining, pass your hand down inside of the hocks first; then pass both hands, simultaneously, so as to note any difference in the shape or make.

A horse with spavin may go lame for the first hundred yards or so, but afterwards so slightly that

in a mettled horse it would not be easy to detect. Always have him *trotted quietly from and to* you, not *up and down* in front of you. If going sound, showing *no* lameness, put the saddle on him, and have him galloped to test his wind.

*Broken wind*, which may be discovered by the following signs:—*Two* expirations for *one* inspiration, and it is also generally accompanied by a hard, dry, husky cough, differing completely in its character from that of a common cold.

*Thick wind* is indicated by short and frequent breathing when standing. These symptoms become greatly exaggerated by exercise.

*Roaring* is easily known by the noise which proceeds from the animal's nostrils when galloped.

*Wheezing* is a sound similar to that a person makes who is afflicted with asthma. It manifests itself after action.

*Whistler or Piper*.—Known by a shrill sort of sound, discovered readily by a gallop.

For *Grunting*.—Test with the stick, a gallop, or jumping, if a hunter. It is best to ride the horse yourself, to find out the diseases of the lungs, as well as for lameness.

*Brushing on back fetlocks*.—This may be only the result of weakness; if on the fore fetlocks, look no further. Colts frequently brush when being trained to work, and never do so afterwards.



---

*Navicular disease* is very prevalent in Great Britain, and has been on the increase for years past. It shows itself by lameness. Let the horse stand 15 or 20 minutes in the stable, and when he comes out see if he shows any sign of lameness.

I have endeavoured to place before the reader a summary of the ailments most common to horses, and the methods for discovering them.

I think that the gentlemen of Great Britain do not, as a rule, take sufficient *personal* supervision in the general welfare of their horses. In the purchase of them, too much power is placed in the hands of the Groom and V. S., many a horse being condemned for unsoundness, which is *practically* sound, and would, if purchased, suit the buyer.

My advice to the purchaser is to satisfy himself that the horse is practically sound, and suitable for whatever duties that may be required of it. Let the horse *sell itself*. Take your time to examine him thoroughly, and don't be "bluffed" or "chuffed" into doing it hurriedly. If this is tried on, you may depend there is something wrong. *Have your trial* if a harness horse. Don't lock the wheels, even if asked to do so, as many *jibbing* horses will pull locked wheels, but won't stir if the wheels are loose. If a hunter, ride him; try his pace over rough ground; see how he puts his feet down. Jump him, and if he satisfies you, don't stop at a fiver in his price, but buy him.

## MARES FOALING: THEIR SYMPTOMS AND TREATMENT, AND EARLY MANAGEMENT OF THE FOAL.

The mare during the latter period of gestation should be well fed, and should have plenty of daily exercise. Idle mares may be kept at grass; if so, they should have access to a shelter-hovel, in case of wet or severe weather setting in. Mares who have the range of a large pasture will sufficiently exercise themselves. During the winter and spring months 6 lb. crushed oats, 2 lb. bran, and a small quantity of hay-chaff, plenty of *clean* hay, and some root food, should be placed in a manger in the shed daily. If you expect a well-developed foal, the mare must be kept in good condition. Starvation is frequently the cause of abortion. Nature is sure to assert her authority, and is prone to resent liberties. The period of gestation is generally about 350 days.

A month before a mare's time is due, if the weather be cold, she should be brought in under cover at night, and she should be seen every day, so as to observe any change in the appearance of her udder. Some mares wont drop their udder, and show until a few days before foaling, and such mares require great

---

attention, and the attendant must then be guided by the dropping of the quarters, which usually takes place about two days before foaling; but, as a rule, the udder begins to show about a fortnight before foaling, and in some cases three weeks before. The udder continues to increase until wax appears; this is a yellow substance which remains on the fronts of the teats about a day, and when it drops off, milk begins to show, and continues dropping away; and, as a rule, the mare will foal within ten hours of the change from wax to milk; in some cases a mare will wax, and the wax drop off, without being followed by milk; she may then go some time before waxing again—perhaps a fortnight, or three weeks in some cases. When the milk once appears, the mare then wants looking to every hour or so, and the next symptom is, the mare will begin to look uneasy, and smell about; she may then be expected to foal at any time, and should not be left more than ten minutes or a quarter of an hour. It is of great importance that the mare should be accustomed to one attendant for a few days before foaling, so that she may not be nervous at his coming in and out, and great caution should be observed at this time by the attendant, that he should come in very cautiously, in case the mare should be down foaling, in which case she might get frightened, and jump up. It is advisable to let a mare foal in a place with as much room as possible; and in cases, when

the door opens inside, it is advisable to have another way of getting into the box, as she might be down against the door, and no one could then get to her. The draught mare may be worked with safety and advantage up to the date of foaling, provided she is entrusted to careful hands. The mare, if not watched, might, for instance, go down to foal with only one or two feet from her tail to the side of the box; in such a case she would have to be got up, and she would then go down again; or if the mare had got half through her foaling, if help could be got, she might in some cases be pulled round by the tail.

When the mare commences to foal, the first thing that should appear is the water bladder, which comes out until the fore feet have come out far enough for the attendant to take hold of them; he then breaks the bladder with the finger, and taking hold of the legs may gently assist the mare, by pulling quite straight and steadily, just at the times when the mare heaves.

As soon as the foal is born, the string should be tied close to the colt's belly, and it should be cut close to the tying.

The next thing is to draw the foal up to the mare's head, and let her smell and lick it, and she may then be given a bucket of oatmeal gruel before she gets up; she may then be left for half-an-hour, after which some warm mash may be given.

---

As soon as the foal has sucked, the mare and foal may then be left to themselves, and the quieter the better.

The above is an outline of the general treatment of mares, without going into any details of various complications that may occur, such as a foal coming wrong, hind legs first, head doubled back, when it will generally be found that the bag as a rule does not appear first, as is the natural course; but, in any cases of irregularity, a veterinary surgeon should be sent for at once. A mare, after she goes down to foal, should she seem to have difficulty, and be unusually long without any satisfactory results, a veterinary surgeon should be sent for. In natural cases of foaling, a mare should not be longer than half-an-hour or so in labour, though, in many cases, the foal is born in ten minutes.

Immediately after foaling, the mare should be fed for the first week on sloppy food, consisting of oats, swedes, and cut chaff. The whole should be cooked and given in a lukewarm state. The working mare and foal should be kept in a roomy box for the first few days.

If the foal is an early one, and in my opinion the earlier the better, it is an excellent thing to encourage it to eat a little of its mother's boiled food, and this it can do within a few days after it is foaled; thus, when the time comes for it to be weaned, it takes to artificial

food quite kindly. As a rule, it is as well to let the mares wean their own foals; but unless this is done before seven months are out, in these cases the mare should be kept in the house for a few days, and afterwards in a field at a distance from the foal; or when the foal is about to be taken away and weaned, the mare should be kept on dry hay for a few days. A little light work will also assist in drying up her flow of milk. If possible, foals should be handled from the day they are born, and for this purpose a small halter should be put upon them to enable them to be held and walked about. In cold climates, throughout their first winter, it is advisable to stable foals at night (or at all events to have a large shed handy for the foals to run in and out of, but not necessarily a draughty one), giving them the same food as that for mares.

*Service of, and trying Mares after service.*—Breed a mare on the ninth day after foaling if she is all right and in good health, but in a few cases mares will not come in heat at that time. When this is the case, or if, from being out of condition, or any other cause, and it is thought best to wait, postpone it till the twenty-eighth day after foaling. After a mare has been served by the horse, let her go from nineteen to twenty-one days before trying her again, depending on the period of heat at which she had been bred. After that try her twice a week until you are sure she is with foal. Never give a mare but one service at a time unless

---

there has been previous trouble to get her in foal. In such cases have her served every day during the period of heat. My reason for this will be obvious to an intelligent horseman who understands the physiology of the generative organs and the theory of conception. In my opinion, three years of age is *quite* early enough to breed the mare. Two, I think, as a rule, is much too young.

If the mare is in work at the time of service put her back to work again; if she is on pasture put her back to pasture; and if she has been idle in the stable or paddock she at once goes back to the same condition. In other words, try, if possible, to make no change in the conditions under which the mare has been kept, the primary object being to avoid all excitement. The common system of taking the mare away from home to a strange place, amid strange surroundings, to be bred, is not so favourable to conception as is the common system, where the stallion makes his regular rounds, and the mares are served on the farms where they are kept, owned, and worked. This system is better for the mares, and is also better for the stallion, because, under it, the latter is sure to get plenty of exercise—a thing which is *much neglected* by some owners of stallions, when their entires *do not travel*. *This neglect is one of the principal sources of vice.* I had one sent to me when at Perth that would fairly savage a man, yet in less than a week I drove him in

a vehicle, and also rode him in saddle perfectly quiet.

Horses in a natural state walk and stand very nearly the twenty-four hours round, clearly showing the peculiar requirements of their nature, and the amount of exercise requisite. When in Chester, I frequently visited the Duke of Westminster's stud farm, and saw, when there, three Derby winners—Bend'or, Ormonde, and Shotover, the last-named one a mare, who had at the time a foal to Bend'or, the dam and sire being both Derby winners. Mr. Chapman, the Duke's stud master, entirely concurred in my views relating to the *absolute* necessity of *great* exercise for service stallions, if you want the horse and his progeny to be healthy.

Bend'or was at the time serving two mares a day, and, before each service, was walked, and did every week 100 miles, and sometimes 120 miles, and served his mares immediately on his return, and out of his last season's work only three or four mares proved to be barren, and in all probability this might be the fault of the mares themselves.

Ormonde, a racehorse with an unbeaten record, was then being prepared for stud purposes, and he had the same amount of walking exercise, yet was getting heavier daily, and what was being put on was nearly as hard as if he had been in training.

Both horses were as docile as the most docile of sheep, and would permit any person to handle them,



---

without showing the slightest sign of any trick or vice, and their condition and health were superb—the animals being a credit to the stud master as well as to their noble owner.

---

### BARRENNESS IN MARES

Arises principally from neglect in trying them after they are served, unless there is some physical defect in the womb to prevent pregnancy ; too much work, being broken-winded, or suffering from a chronic cough, and the excessive feeding of corn. Geldings should not be allowed to run with mares lately served, or even before service, for some weeks. Also, taking a mare a long distance (and hurriedly) to the horse, or bringing her home again in a similar manner. Ten miles is quite far enough to take a mare quietly to the horse and home again. And a mare should be stabled for two or three hours after having the horse. Cooling food and slight work for about three weeks will prevent accidents.

---

### FOR MARES NOT COMING IN HEAT,

There is but one remedy. If within a reasonable period a mare shows no signs of coming in season, confine her and let the horse serve her ; after that she

is pretty sure to come in heat within a few days. This is especially applicable to young mares.

---

### MANAGEMENT AND FEEDING OF STALLIONS KEPT ENTIRELY FOR SERVICE PURPOSES.

There can be no exact formula for this. The constitution of the horse, difference of country and climate, make such a thing an utter impossibility ; but perhaps a few hints on the subject may be useful to those who from preference may adopt a different walk in life to that in which they had been born and educated. I mean pastoral and agricultural pursuits and farming generally, to which many a one has taken, with or without experience, when entering upon a colonial life.

*Rearing Young Stallions.*—Keep them on good pasture all the first summer, with a small feed of crushed oats and good chaff, with a little bran, night and morning. Feed from a lower manger than ordinarily ; have bars fixed so that the foal cannot learn to nose its food out ; and always keep rock salt in the manger. Halter the foal, and handle him from time to time to keep him gentle, but never play with him. Pick his legs up and examine his feet every month, and, if necessary, pare the walls down and run a rasp

---

round outside edge, but *never* put a knife *on* the *sole* or *frog*. A little root food is not bad, but farmers in Great Britain as a rule give their stallions too much of this. Carrots, by a long way, are the best. When the winter comes on right cold, take the foal in at night, but still let him out daily, if moderately fine, till the summer sets in again; then, if possible, turn him out altogether until the second winter sets in—being careful not to neglect to handle him. In fact, I recommend training him to surcingle, crupper, and bit (of course, feeding him heavier), also leading him on the road. This can be done when one of the farm hands has to go out a mile or two. Gradually the colt becomes accustomed to carts passing, seeing other animals, and hearing strange noises. He is easier taught these things when young, and his strength, if a draught colt, is not so great as when he is older. When he is turned two years, I should let him commence to cover, but previous to starting him, for a month or six weeks give him a few beans, old and well crushed, and a *few* white peas occasionally, mixed with his oats and just wetted a bit, and a few carrots daily. Of course I am supposed to be rearing a stallion capable of doing the most work possible in the stud. I would breed him to a few mares at two years old—say one a week for six weeks, then the next four weeks two a week—in order to develop his sexual organs along with the other parts of his system. This will do him good, and help to

pay for his keep. At three years of age a horse can serve more, beginning, say, with two a week, increasing as you go along, until, after six weeks, he may serve one a day. At four years of age he may be put to full service. I may remark that in high altitudes a horse cannot perform as much service as in lower ones; and this is corroborated by others, and is an established fact.

*Number of Mares to be served by a Stallion.*—Never let a horse serve more than two in a day, and this a mature stallion, properly fed and exercised, should be able to keep up for three months without injury. Some horses may do much more, but I speak of a reasonably vigorous horse.

I have no hesitation in saying that stud farms which have failed in the past, have simply done so because the principles upon which they were conducted were entirely against the nature of the animal the owners sought to breed and rear to a profit. The farms have been small, therefore, with little work to do. The brood mares (animals strictly gregarious by nature), have been confined in loose boxes. There is no animal that equals the horse in the amount of exercise he will take naturally; in fact, I have reiterated this remark over and over again in the ring—hunger compels him to take exercise freely, his stomach is so small—that he will walk about 20 hours out of the 24 to keep it filled. In Australia, during

---

the drought season, he will have to be pretty active too, to keep his belly full. Therefore, strong exercise must be necessary for his well-being and good health. If a stallion is not led to his mares, then he should be led at *least* six miles every day. Of course in Australia the covering fee generally includes the paddocking of the mare for three months, and the stallion is let loose with the mares, so that our animals there are bred quite naturally, which has a lasting beneficial effect upon the constitution of the horse, and it has not any opportunity of acquiring vice and stable tricks like the colts reared artificially.

*Physicing, or the use of Stimulants or Condiments.*  
—Physic may be absolutely necessary, and the cause of the necessity unavoidable, but I think it is generally otherwise, want of care in dieting, and salt, and want of exercise being the primary causes. If physic is necessary, administer it, but I do not believe in the general use of condiments and stimulants, excepting tonics, of course, in cases of temporary indisposition. Always keep rock salt in the mangers, and do not be afraid of using too many carrots.

*Management.*—Never play with your stallion or teach him to bite everything he comes across, or some day he may take a fancy to bite you. Nip all tricks in the bud, and train him with long reins when between one and two years old to turn to the rein, and to back well, and make him do so to the voice alone

afterwards. You want him to be just as obedient as a saddle horse; in fact all should be broken to saddle—it is easier to exercise them, and not so likely to be neglected.

The stallion should be trained to stand well, but not to plant his feet too far extended (as many are done), it spoils their appearance and lessens their height; and for show purposes a very long rein should be used, so that you can run him at *least* 20 feet off you; always stop him quietly, and have him to wheel round you nicely, full length of the leading rein when turning a corner. I don't want to be invidious or personal, but the best leader of a stallion (and the best trained stallion too) I have seen in Great Britain, was a young fellow, the son of a Yorkshire horse dealer, whom I met when at Darlington.

You want to use extreme kindness and gentleness in the training and management of stallions, as they are naturally very sensitive, and quick in their likes and dislikes. I have had a good many bad beasts, but have never failed to tame them, and in some cases have driven and ridden them perfectly quiet; in fact, I am driving one now in an American buggy that the previous owner essayed to put into harness. He wouldn't start away from his stable, so he flogged him. Result:—Horse one side of ditch—cart the other—man in it, and a good place for him. Now he is as quiet as possible both in stable, saddle, and harness, but my groom is *gentle* with him.

---

## DISEASES AND THEIR PREVENTION.

Selecting a perfectly sound and suitable animal.

A not too sudden change of diet — from soft natural food to corn and hay.

Care in first stabling a horse brought in from the paddock. Do not put him in a *close* stable, as he will likely take strangles and cold. Keep horses as hardy as possible *in* the stable. Never use the chest piece, generally included in a full set of clothing ; by using it the animal is rendered more liable to cold when meeting piercing cold winds.

When turning a horse out to graze, harden him off gradually by not cleaning him, and finally cover his vital parts with grease (free from salt.)

Take his shoes off, if only not using him for a week.

Use flat shoes for driving or riding, excepting in slippery weather, when heel and toe spikes, and nails are compulsory.

When driving or riding, water your horses a mile or two out from home—great gripe preventive.

When a horse's legs are washed, *dry them well* ; don't pare the soles or frogs.

Shoe your horses every three to four weeks ; if new shoes not required, have removes ; saves broken knees and contracted feet.

When compelled to drive or ride violently home, a good straw wisking is beneficial (double-handed best, without too much punching or cissing); prevents chill and fever.

Rub ears till dry and warm; give chilled water. If the horse should break out in a sweat, a brisk walk up and down the yard, and another wisking.

If a shy feeder, change the food frequently, give in small quantities, wash the manger out, always keep a piece or two of rock salt in the feeding manger.

Never leave dust or dirt in the corners of the mangers. In large establishments it is better to have a stable specially for visitors' horses, so as to avoid contagion. Wooden stables should be well lime-washed, it being mixed with fat or glue, so as not to rub off easily.

Hay should be put into a barred manger, and not in racks overhead. It is not natural; the horse's head is never clean, and hay seeds and dust are liable to get into the eyes.

Bedding saturated, and smelling strongly of ammonia, very readily produces Thrush.

Bedding should be always kept down, but it is not necessary to have it so thick in the daytime as at night.

The stable should *never* be kept too hot—warm, but well ventilated without draughts.

Never send a horse out on a long journey with a stomach full of food; if compulsory to do so, drive



---

or ride him as slowly as possible for the first few miles.

Dark stables affect the eyesight.

Always wash the feet when dressing, and examine for nails, loose shoes, &c.

Be careful in leading a horse through a low door, as a blow on the top of the head frequently produces poll evil; also look and see that his hips will not strike the door posts.

---

## HINTS ON FEEDING, STABLE MANAGEMENT, &c.

It is impossible to lay down a code of rules for feeding horses bred in different countries, climate having so much to do with the quality of the feed.

It is becoming a generally acknowledged fact that the intense light of the sun is favourable to the quality of vegetation, and that grass, oats, barley, maize, &c., &c., grown in dry climates are far more nutritious than feed grown in damp and cold. Australia possesses great facilities for horse breeding, and Australian horses for speed and endurance cannot now be equalled. The time is not far distant when other countries will acknowledge their superiority, and be only too glad to obtain the Australian horse, not only for the army or hack, but also for their thoroughbred

sire. For stock, bred in Australia from the best English blood, are improved by climate and feed.

By feeding I mean, of course, general diet and *watering*, which is a most particular thing to attend to, and one which I invariably see to myself when it is in any way possible. There are more mistakes made by grooms in this matter than in any other through pure ignorance ; but more of this by-and-bye.

The horse, having a very small stomach, should be fed frequently, but in small feeds. I have watched horses grazing, and, mind you, in this particular instance the pasture was thickly grassed, but I am sure they did not cease to feed for more than four hours out of the twenty-four.

The horse, being intended for great exertions, needs a proportionate amount of food. Therefore, he has to eat very largely, but as the stomach is not big enough to digest the quantity required to keep him in good condition, the intestines complete the work. The food is slightly digested in the stomach and finished in the intestines, and, to make it plainer, a dog fed once a day will thrive, but a horse so fed would certainly die.

Any sort of grain will nourish a horse, but in my opinion oats are a good way the best for horses for racing, hacking, and hunting. Oats, mixed with a small quantity of old beans, well cracked. Barley is next best, I think. Then maize. More especially, I

strongly advise the use of maize for draught, coaching, and 'bus work, but the maize must always be freshly crushed, but not to a meal, and free from maggots and mildew.

In large establishments the mixing of the food should be done under special supervision of the manager, and the following mixture of grain, chaff, and bran I found most suitable for general purposes in Australia, and I don't see why it should not answer equally as well here. Certainly our chaff is much more nutritive than the chaff in this country made from meadow and clover hay, our hay there, being oats cut green, and hayed in the usual manner. Of course there is a lot of partly formed and nutritive grain in this. Many well packed 8-bushel *bran* bags will contain  $\frac{3}{4}$ cwt. of chaff, so this is really fair feeding in itself. I used to mix this with weight for weight of grain (it did not matter what sort), and such a proportion of bran as to give every horse about  $1\frac{1}{2}$ lbs. per day. Of this mixture each horse would have four buckets; each bucket weighing 9lbs. I never had less than 200 horses in the stable for three years, and all were in good condition, and any day, if required, could do two days' work in one. I used the same feeding when I had 300 to 400 coaching horses to feed. I believe firmly in crushed grain of all sorts, but it must be clean and fresh, free from dirt, foreign substances, and mildew. Crushed grain is economical

---

as well as beneficial to the horse. Carrots should be used in every stable when possible to obtain them. I consider that when *they* are in the stable the *Vet.* is not. They are particularly good for the skin and coat, and for thick-winded horses. In the spring, when horses cannot be turned out to grass, green food should be allowed in the stable; but give it fresh and not in large quantities. A little of it chopped with carrots is good to mix with the food given to a bad feeder; sometimes a little sugar used in the same manner will tempt a horse.

*Rock Salt.*—Never have this out of the mangers, as horses learn to crib-bite, windsuck, and gnaw the wood fixings of the stable. They will lick the very earth up to get salt. Salt is equally as essential to the well-being of horses as it is to ourselves. Before leaving the question of feeding, I strongly advise that where whole oats are used a double handful of clean chaff should always be mixed with them. This compels the horse to masticate them better and feed with a greater relish, and eat his food more slowly. He cannot then gobble it up. Test this on any quick feeding horse by examining the droppings, and you will find I am perfectly right.

*Watering Horses.*—This has to be governed to a great extent by the climate, the constitution of the animal, the work it has to perform, and in what manner it is to be performed.

---

At the time of writing this I have driven some thousands of miles in Great Britain, and have yet a great distance to get over before leaving it. I have driven as freely in winter as in summer. The work I do with one horse in summer I put two or three on to do in winter, so I am writing from actual experience of the climatic influence in this particular matter. The method I have adopted with my horses has been as follows:—Water first thing (2 or 3 quarts.) Then feed and groom. If not going out for more than three hours give them as much soft water as they want, out of a trough if possible. If *under* that time, moderate the quantity. When on a journey, either winter or summer, give them a nip or two on the road, about 4 to 8 swallows, to slake their thirst, and clean and wash their mouths. About a mile, or mile and a half, from the journey's end, give them a *good* drink, take them in steady, and they will be quite dry coated, easily groomed, and fit for their food. As a rule I make but little difference in the pace after they have had their last drink till the last half mile, when I jog or walk in. My horses have always fed well, and have never shown signs of colic, or any other complaint, and I generally drive two very hot tempered and fiery cobs, that can and do go. Now they know my system; if they want a "nip" they pull up and they have one, and on they go, and, most strange to say, are generally both in the same mind at the same time.

*Grooming.*—It is almost as necessary to the well-being of the horse that he should be groomed properly as that he should be fed and watered properly. Grooming is very hard work, and to do it thoroughly well, makes the groom perspire freely, even in winter time.

Some horses are much easier to groom than others; they are not so ticklish, and therefore stand quieter. Grooms frequently lose their temper and patience with a sensitive horse, and out of pure spite will use the currycomb or body brush in a most outrageously cruel and stupid manner. The currycomb should be used most gently and neatly, and is meant only to loosen the hair that has become matted with sweat and dirt, and take out the rough of the dirt, so as to make the work of the body brush easier and better done. Nothing will clean or groom a horse well but *elbow grease* judiciously used; a really good groom will clean three horses better and in less time than a bad or inexperienced groom will clean one. As to the use of water on their legs and bellies after hunting, I see no objection to it, rather the reverse, provided the water is *not cold*, and the bathing is done in a suitable place free from bad draughts, and the horses being well dried afterwards. But one practice I have seen pursued in many livery stables, especially when the master is not about, cannot be too strongly condemned. It is that of leaving the

---

horse when he comes in hot *standing* outside shivering until he dries off, instead of putting him into a cool stable and *rubbing* him dry. This is the usual thing in some livery stables. After a journey, the groom should go down on his knees, washing the horses legs well, and afterwards hand-rubbing them, with the master looking on. A half an hour spent by the master in the stable looking round the horses that have been *at home* is often of much benefit to those which have been *out*, and who need good attention.

---

### GALVAYNE SYSTEM FOR CASTING EITHER HORSES OR CATTLE.

The surcingle used for this purpose is protected, and can only be obtained from Messrs. Clark & Son, Saddlers, Leeds.

My system for throwing either colts or horses varies but little ; in the case of the latter I use a stiff bar snaffle bit, and in the former case I only use my head collar, which is so made that the nose band buckles can be adjusted very low upon the nose, so that in pulling the head round you get the longest leverage possible on the neck, and so get your animal down quickly.

I may mention that I only throw my horses for the purpose of some operation, or to clip or shoe a bad

horse. There are many, in fact most operations can be performed without the animal being tied, although I can tie my animals when down perfectly easy, without any risk to myself, and with a *minimum* risk to the animal. I consider this alone to be a great improvement upon the old method, which in all cases necessitates tying, and during the process of throwing is very likely to permanently injure the animal, as the animal fights through fear when getting his legs pulled gradually from under him, and will in most cases fight most desperately before falling. This struggling on the part of the animal naturally necessitates a corresponding amount of power against the animal to throw it. Therefore, in country districts, the village is searched for "good and true men," half of whom generally fail to carry out instructions at the right moment, so all has to be done over again, with a little "practical" remonstrance from the V.S.

My system for throwing is a "single-handed" one, or at most a lad will be all the assistance required. I have thrown two full-sized horses simultaneously, and neither capable of rising.

---

### THROWING A COLT.

Put on head collar and buckle nose band tightly, but low down ; next put on surcingle and crupper.



---

Next fasten a Galvayne strap through side ring on surcingle (say off-side, that being, in this case, the side upon which the colt is to fall) and round the arm of the off-side fore leg ; tie it in single bow, and slip the strap round so that the bow is on inside of fore arm. This strap is to prevent the surcingle from slipping round. (This must not take place ; if it does, you won't get your horse down.) Now get your throwing rope—one not too thick or stiff—and fasten one end of it to the second ring of the two front ones ; pass the other end of it through the near side ring on the head collar from outside to inside, then through the front ring from front to back. Now tie up the off fore leg in such a manner that the strap will not *permit* of any *play* of the knee. The best way of doing this is to take a four-foot *strong* strap ; place the buckle upside down (tug lowest side) on the inside of fetlock ; take two turns round the fetlock, then cross the strap round the arm and pull up as tightly as possible—you will find the buckle to be in the right place, namely, inside the off-arm. Now you have your colt in same position as in Plate No. 14, with your right hand having the *end* of the halter shank in it. Push the colt's head gently to the near side, as far round as you can get it, at the same time pulling the throwing rope to the near side ; now get away a couple of yards or so, and pull with your left hand hard, but yet not too hard, and the colt will gradually lie down.

If any inclination is shown to rear, slack out rope and pull in halter shank with right hand.

Now your colt is down, as shown in Plate No. 15. If any inclination to struggle is shown, just pull his head round a few times every time he moves ; he will soon learn to lie still and not struggle—a few minutes will effect this. Then handle him quietly about the hind legs. Fasten what I call the “back” rope round off-side hind fetlock, or the one that is *on* the ground ; slip this rope under the tied knee and head, pulling it backwards ; slip end of it through disengaged ring on surcingle and then round near hind fetlock, as in Plate No. 17. Now fasten another rope round neck where collar comes, knotting it at chest ; run the two ends round back fetlocks and again through the neck piece ; the assistant pulls the two hind legs forward and you pull them backwards, and tie off by simple single bows simultaneously. As an improvement in the neck rope collar, I use a broad flat leather collar, like a “false” collar, only very stiff and wide at top, with a strong iron ring rivetted in the lower part. It divides the strain upon the vertebra, and renders accidents less likely.

It is wonderful how very few colts or horses struggle with my system. From experience, and throwing horses daily, I should say only about three or four per cent. in three years in this country. I have only had, say, about six really bad ones to throw, and

then the ground for me has been bad, say slippery and wet. A ploughed field or straw yard is the best place for throwing generally.

I use a strong bar snaffle bit for throwing broken horses and heavy Clydesdales or Shires, just passing the throwing rope through the ring on bit, instead of through the ring on head collar.

If it is a very bad horse, say, to shoe or clip, you can, by putting him down a few times, teach him to lie down quite easily. If you want to hold a leg, and not to tie the animal, just put a running noose round fetlock, and let *one* man just *lean* his own weight on it—say, to hold the hind leg *back*. The horse won't struggle; you have him at a disadvantage, and only fighting his weakest muscles.

The loose fore leg can be strapped when down, the same as the other.

To keep a horse down, pull his head round off the ground; if to the left, just slip a single bow, so that he can't get his head down again. (See Plate No. 16.)

---

## THE GALVAYNE HUMANE TWITCHES.

Now I know it is necessary to be cruel sometimes to be kind to dumb animals, so that the use of the old twitch can be readily excused, because no other better method was known. The old twitch, which I will here describe, is simply a piece of stick with a

hole through one end, and a piece of cord put through and tied, making a loop about three inches long ; a piece of the nose or the ear is pulled through the loop, and the stick is turned round and round until that piece of the nose is nearly cut off, or the ear treated in a similar manner. I have often known the ear to be permanently injured, the muscle for erecting, moving, and keeping the ear erect, having been so injured that the ear would fall and flop about without apparently any life in it ; and with horses frequently twitched on the nose, they have so rapidly developed vice that to put a halter or a bridle on them was almost an impossibility, and could rarely ever be done without danger to the person.

I am quite justified, I think, in saying that my twitch is an improvement upon the foregoing, because in many cases, by a continuance of its use on vicious horses to groom, I have got them so quiet that just a twist of the halter shank in the mouth was enough to keep them quiet. I might mention, to substantiate this statement, the vicious blood horse, "North Riding." My man, when he heard that this brute was coming to me, went round to the stable to see the horse. The operation of taking him out of his box was just commencing—one man with a hooked pole had got hold of one side of head collar, then another man with a similar implement got hold of the other side. The lower box door was then opened

---

and the animal led into the yard ; a twitch was then tightly applied to the nose, and another on one of the ears, the near foot was then tied up, and a dandy brush was tied on to a broomstick, and the grooming then commenced, with but little result, as the horse got fairly mad with the great pain he was enduring, and would fight like a demon. Yet in two weeks I got the horse so quiet to groom and shoe, that he was taken into a forge and shod by the smith like any ordinary horse, and this result was obtained nearly entirely by one of my twitches.

I will try and explain them in such a manner that the reader may afterwards apply them himself. The requisites are two pieces of cord, 12ft. long each piece, made of 5 and 7 strands respectively of best whipcord.

No. 1.—Just double your cord into two equal lengths, and pass the double end through the ring of bit or head collar, and slip it in mouth by passing the lower jaw through it, then draw tightly with your right hand, keeping the horse's head away from you by holding near side check of halter, and pushing with the left. This twitch is useful for keeping a restive horse quiet when being groomed, or for harnessing or unharnessing a kicker. I have put a complete set of harness on a tremendous kicker—held perfectly quiet by the aid of this twitch alone—in the presence of about 300 persons at Edinburgh.

No. 2 is shown in Plate 13. Take the thinner cord, make a knot about six inches from one end, and pull it tightly ; then make another about six inches from it, and leave it open ; pass the end with tight knot in through the mouth, and bring the end of cord round lower jaw and pass it through the open knot, and work it up quite tightly against lower jaw ; pass end over neck, close to wither, and pass end through the part round jaw, pulling it down towards the ground, then hold it or tie it with a single slip bow, which only requires to be undone, and the twitch is now effective. Care should be taken not to permit the part round neck to slip up.

No. 3.—For runaway horses in saddle. Pass the end of cord back to whip hand instead of tying it as in No. 2 ; let the cord be loose on neck till required, then pull it sharply ; no horse can run away.

No. 4.—Put on as in No. 2, but don't tie it ; pass end through mouth and back to whip hand, a much more severe action than in No. 3.

No. 5.—For rearing horses in saddle. Fix on jaw same as No. 2 ; pass end through the breast plate, and a ring fixed in belly of surcingle, and up to whip hand. Directly any inclination is shown to rear, apply the twitch. I have cured the most dangerous and inveterate saddle rearers with this twitch.

No. 6.—For rearing in harness. Same as in No. 5,

---

but pass the cord over breeching to whip hand, so that in a moment it can be applied.

No. 7.—For runaway horses, hard mouthed horses, or nervous horses. Put it on the jaw in the same manner as in No. 2, but bring end through driving ring in hames, and then the turrett back to whip hand—pull hard, but not too hard—you will get the head round, and it is possible to bring the animal quite down, as if thrown, by my system.

No. 8.—The side twitch, which is a very powerful one, will of itself conquer a horse. I have had to use it with extremely vicious horses when I could not get near their tails. Put on the jaw same as No. 2, put on the surcingle, pass end through the keepers on near side of surcingle, then up the off-side through ring, then through top ring, then to the side ring on near side, and pull, then tie in slip bow ; this will bring his head round in the “Galvayning” position. I have put this on a mare kicking nearly as fast as a watch can tick, screaming and water flying all about, and in a moment she was quiet, merely by the action of this twitch. I have used a combination of this side twitch with No. 2 on difficult horses to shoe. Just put both on and let them go ; have often seen them quietly lie down with the two on.

Plate No. 12 shows the twitch off, and the same on being No. 2.

I will say nothing about stable construction, as

every one who loves a good horse has as good a stable as he can afford to get for it. I have seen some stables good enough, warm enough (too warm, in fact), and as comfortable as any ordinarily disposed persons might wish to live in themselves. Mr. A. Robertson, of Hoebridge, in Scotland, has a stable that would satisfy any connoisseur in that department. In Australia, a few slabs, with plenty of ventilation, is all that is required. I strongly advise deep mangers, so that a horse cannot nose its food out. I always feel very cross when I see a horse doing this, as it is a deliberate and wilful waste that should not be tolerated by any horse owner. Little's Phenyle is a good disinfectant for a stable, and a weak solution of it is good for wounds and mange either in dogs or horses.

Twitches to apply when serving mares, No. 1 or No. 2.

Twitch for leading stallion, just fix on lower jaw same as No. 2, and pass end of cord through off-side ring on surcingle, bringing it over the back through the near side ring of surcingle; you have then a commanding off-side rein capable of backing him and keeping him off you, and you have the halter shank for the near side lead.

*How to tie a horse in saddle so that he cannot run away when left unattended.*

Tie up the near side stirrup iron closely to top of



---

the stirrup leather by running the stirrup iron up and passing the stirrup leather round under the iron, then tie it with a single tie knot, and satisfy yourself by pulling the iron that it wont come unfastened, pass the snaffle rein over his head and draw his head round to the near side, and fix it there by tying the near side rein to the stirrup iron. (See Plate No. 18).

*How to tie a horse when in harness so that he cannot run away when left unattended.*

Procure a strap made of three-quarter leather about six or seven feet long, with strong spring hook one end, and the other six button holes three inches apart, and a strong button or hook on end of the shaft close to step. When alighting fix the spring hook on off-side of bit, pass the strap over the back and on to the button on near side shaft, pulling his head round to the off-side about the same degree (as tying in saddle), then with an ordinary strong strap fasten the wheel to step. You can fix either side by reversing method.

## SHOEING.

There is perhaps no question relative to the general well-being of the horse that has created more controversy than that of "Shoeing." Masters and men disagree, fellow-smiths in the same forge disagree; every smith can shoe a horse better than any other

---

smith, and knows more than anyone else how it ought to be done. Yet horses are lamed and crippled daily by the bad shoeing of careless and ignorant smiths. The navicular disease, as I have before said, has been on the increase for years past in this country, and "contraction" is more prevalent now than it ever was. To prove this, examine a horse's foot at fifteen years of age, and another's that has *never been shod*. Yet *all* the smiths are clever (?)—at least, they say they are so *themselves*. (Mind you, reader, I don't mean the smiths of Great Britain; it's the Australian shoe-smiths I refer to.)

I have had something to do with smiths in both countries, and there is nae sae muckle difference between them. That is my first verdict; but if there is any, it is certainly to the credit of the *home smith*—*he*, as a rule, will do what he is told, even if it is against his own belief; but the Australian smith won't—*he'll* do it as he likes, and he tells you so; and as you do not, as a rule, carry a forge in your saddle valise, you have to put up with what you get, and go away thankful that it's not worse. During all my travelling in Scotland, there was only one smith who deliberately acted in opposition to my orders, and when he came to be paid, I was so vexed, *he got it*. There was no change given; he had had enough of my custom, he said. We never saw each other after, but my little mare "Butterfly," that had never been lame in her

---

life, couldn't put her foot to the ground. I had to crawl along at about four miles an hour. I was sorry for the poor little thing, but I couldn't get another to take her place. I pulled up at the tent exactly at the class time, instead of being there some hours before it.

The feet are always an object of particular attention with every horseman. I always make it a standing rule that the *walls* and *soles* of each foot shall be *washed clean* before the animal is stabled; then there is no excuse for passing a stone or nail in a foot—a thing that may occur at any moment.

Every morning the feet should be carefully examined with a pick; the clenches of the nails looked to; the position of the shoe, if moved; also for broken nails, and the condition of the shoes generally.

Three weeks is usually quite long enough to keep the shoes on.

Now the question arises in a thinking horseman's mind what causes the necessity for shoeing, and what are the benefits that arise from it? I will answer the first question by stating that many people have said, and say now, that it is not necessary to shoe a horse if he never has been shod, but I say there is a necessity, under certain circumstances. Take a horse in its wild state, and there is no necessity at all; yet he gallops over hills and rocks without impairing his feet in any way, in fact he improves them by wearing

down the edges of the walls, thereby keeping them shapely and of a natural size ; but bring that horse and compel him to work so many hours a day on artificially constructed roads, pulling heavy loads (and horses pull from their toes as a rule), where would these natural feet be, that were only constructed by nature to perform natural duties? In a very short time the walls would be crushed and split to pieces.

I am quite prepared to admit that under certain circumstances a horse can and may do work all his life and never have a shoe on, and never require one (we have many such in Australia); but the circumstances are few and far between, and can be explained thus :—The strongest part of the foot is the wall ; this has a natural growth, the same as our own nails have ; there is no artificial wall required, such as the shoe, until the *wall* is asked to do something it is not strong or hard enough *to do*, or until the wear and tear upon it is in excess of its natural growth. When this takes place you must shoe your horse if you want to work him. Hence the necessity—hence the benefit. No shoes—no work.

Now comes the best method of shoeing. The *best* method, I take it to mean, is the best one for the horse generally. That is, to a great extent, regulated by circumstances.

We will take the draught horse first. His feet are thumped upon hard stones all day, slipping from

---

one to the other, while scraping with all his might with a heavy load up hill. So the proper management of his feet is of the greatest importance to the owner. In this case very strong shoes are required, or they would easily bend. I would put on a steel cross toe-piece, and two caulking of each heel, exactly the same height as the toe-piece. I would put *two* toe clips instead of one, as is the rule. I would not permit the wall to be weakened by thinning it, so as to bury the clip into it, to make a neat job. Why? Because you want all the strength you can get in the walls. The force is immense with which they stamp down their feet when heavily laden; the two toe clips divide the pressure somewhat, and are not so likely to break off.

In the event of a draught horse having brittle feet, a rim of thick sole leather between the shoe and the wall will greatly relieve the jar and preserve the foot.

Where farm horses are constantly working in the fields—shoeing is not always necessary—just run the rasp along the outside edge of the wall occasionally, and that is all that is required. I say to the farmer, try it on sound-footed horses, and you will own I am right.

A farmer once said to me that his horses (which were being shod that day) had had their shoes on five months. Is it any wonder that horses get crippled in their feet under such circumstances? Then again the

farmers, towards the autumn when their horses have light work to do or none at all, turn them out with their shoes on, no care being taken to render their rest as beneficial and as comfortable for them as possible by taking them off.

*Shoeing Foals.*—I was surprised to see when I came to this country *foals* shod, actually shod, not only for purposes of being taken to a show, but for grazing also. I am sure no farmer could walk mile for mile with a foal until it became lame from want of shoes. It is ridiculous to shoe it under any circumstances, unless ordered to do so by a veterinary surgeon for purposes of treatment of local disease.

Now I will pass on to the half-bred horse—the hackney and hunter. Certainly the half-bred horse in this country has, as a rule, a pretty hard time of it, especially in the season, at some of the fashionable visiting places, and it is particularly necessary that every attention possible should be paid to the comfort of these hard-working animals.

Perhaps a few words upon the natural construction and functions of different portions of the foot may not be out of place here. The parts composing the feet are similar. The bones entering immediately into what is termed the foot (as being within the hoof) are the coffin and navicular bones ; articulating with these and partly within the hoof is the little pastern or coronary bone. The foot is composed of the hoof,

---

which is a horny substance that binds the whole foot together as it were, and sustains the entire weight of the horse. At the bottom of the wall is a concave sole, which is also horny, and not susceptible to the sense of touch, but immediately above this is the sensitive sole. In the horny sole is situated the frog, immediately dividing the two heels, and running in a point towards the toe. Inside of this again is the sensitive frog.

In the fore feet, the thickest and strongest portion of horn is placed in *front*. The quarters, so called, are the lateral parts or walls of the crust, and as in the fore feet the *front* portion of each hoof is the *thickest*, so in the *hind* ones the *sides* are by far the *strongest*. Thus the fore shoes should be principally fastened in *front*, and the hind ones towards the *quarters*.

The inner side of the hoof is the weakest, and rather the highest. This natural formation is not generally attended to by smiths, for as this quarter is weaker than the other, so it always wears faster, which ought to be remedied by general care, and also by particular management in shoeing, instead of which the outer heel may frequently be, and generally is the highest before and behind, which, as it exactly reverses the natural line of pressure, produces an undue bearing on the weaker part, and proves a fruitful source of splints, curbs, spavins, contractions, and navicular disease.

If I had anything to do with the legislation of this

country, I would compel all shoeing smiths to pass a suitable examination before being permitted to undertake the shoeing of horses.

*Preparation of the horse's foot for Shoeing.*—I shall give my experience and opinion on this subject unbiassed by anything that has been previously written.

I strongly condemn the use of the knife on the sole or frog of a healthy foot for the following reasons. It is necessary that the sole of the foot should be strong enough to prevent any loose stone from bruising it and causing lameness. Then why weaken it by paring it away till so thin that the smith can easily bend it in with a slight pressure from his thumb? and some, when they can do this without having actually fetched blood, congratulate themselves upon their skill and cleverness. As an instance of the result of this extreme paring—I was engaged in Yorkshire at the time, and was driving a fine chestnut horse, with grand action and style of going (I afterwards sold him for £85). I would never permit the knife on the soles or frogs of his feet, so of course they looked rough. My groom neglected to tell the smith this. I had to drive over the moors to St. John's Chapel that day, and all the stones he came to the horse would creep over like a cat on hot bricks, and before long he went quite lame and dared scarcely lift his fore feet off the ground. I got out and examined his feet. The soles had been



pared quite thin, and bruises were showing, caused by the rough metal. The frog was cut clean away. The same treatment was the cause of "Butterfly's" lameness, referred to a few pages back.

A smith can with a sharp knife pare away in a few seconds more frog and sole than will grow in six months. It is almost worse in my opinion to cut and mutilate the frog than it is the sole, as shod or unshod the frog should touch the ground. The natural crust or shoe will prevent too much pressure being put upon the frog. Any superfluity of sole will be shed by a natural process. The jar of the foot coming into contact with the ground is sufficient to bring the pieces away. The sole is not constructed to come in heavy and continuous contact with the ground, because it is naturally concave. The frog is always, in an unshod healthy foot, level with the crust.

Opening of the heels should never be permitted. The use of the knife on this particular portion of the horse's foot promotes contraction, and weakens what is already the weakest portion of the wall of the foot. The bars are generally most abused and weakened by the knife. The smith, thinking these parts useless, cuts them out, and so the foot loses one of its principal supports.

*Corns.*—I think the name rather a mistake. The disease is not a corn as we understand the word, but simply a bruise, arising from two causes, viz.—first,

keeping the shoe on too long. The foot in the meantime having been growing and the shoe not, the shoe gets off the wall of the foot on to the horny sole, and gradually imbeds itself in it, touches the sensitive sole, causes a bruise, which is shown by the congested blood, and produces lameness. The second cause is too tight shoeing at the heels at first.

*Cure.*—Take the shoe off, cut down to the corn, taking care not to wound the sensitive sole underneath. Having done this, introduce a little butter of antimony into the opening. The crust should be slightly cut away, so as to remove the pressure from that part of the foot on the shoe.

*Caulkings.*—I think all light harness horses are better without them, as they throw the foot out of its natural position by bringing too much weight upon the toe. Besides, if the caulking is meant to prevent slipping, they only do it for a very short time, as they rapidly wear away and become smooth. A flat shoe is best, so that the frog may perform its work to some extent by coming in contact with the ground, and preventing the horse from slipping.

Make the shoe to fit the foot, instead of making the foot to fit the shoe, as is generally done, so as to get a set of neat looking feet, but almost useless to the animal, as they are pinched up with tight heels, and the walls weakened with the rasp.

---

## ANECDOTES, &c.,

### RELATING TO HORSES AND HORSEMEN.

*“English and Australian Race Horses in India.—*Our old friend Sting appears to be recovering his form in India. At the Umballa meeting he carried 9st. 9lb. and won the St. Leger, and is credited with having run the mile and a half in 2 min. 40 sec. At the same meeting the Australian gelding Prospero won two steeplechases, Regulator won the Trial Stakes, and Paragraph also was successful. At the Calcutta Sky meeting all the open races were won by Australians. Mr. Maitland has disposed of Sylvanus for 4000 rupees.”

“Australian horses were in good form at the Poona (India) meeting. Sunnylocks, by Tubal Cain from Sunbeam, won the Deccan Derby on the first day. She carried 9st. 11lb.; Sparkle, 6st. 13lb., was second; and Mr Maitland’s Steersman, by Robinson Crusoe, 8st. 2lb., third. Odds of 2 to 1 were laid on Sunnylocks, and she never gave her backers the slightest cause for anxiety, for she had her field settled half a mile from home, and won in a common canter. On

---

the second day nothing came out to meet her in the Deccan Stakes, and she walked over. She was then handicapped at 10st. 2lb. for the Grand Stand Stakes, but could only get third, Mr. R. K. Maitland's old gelding Masquerade, 8st. 13lb., winning, and Sparkle, 6st. 13lb., being second. Oscar Dignum always maintained that Sunnylocks only required time to prove herself a real good mare, and I am glad that she has corroborated his opinion. Statesman, who is considered the champion of India, won the Trial Stakes, beating Trafalgar and Steersman."

"*The Successful Sire 'Hermit.'*—The success of the progeny of Mr. Chaplin's thoroughbred horse Hermit—himself the winner of the Derby in 1867—has been most remarkable. During the fourteen years to which his stud life has already extended, his stock have won the surprising sum of £300,000. About 600 races have been won by 276 of his progeny, and, though he is now twenty-three years old, there is no sign of any decay in the excellence of his stock. This season Hermit's stock have already won about £17,000, and for the last seven years the average winnings of his progeny have been over £30,000, the best season he ever had being in 1882, when his stock were credited with over £46,000, inclusive of what they won abroad. In that year the winner of the Two Thousand and Derby, and the winner of the

---

One Thousand Guineas were both by Hermit, and he was also the sire of the Derby winner in 1883."

*“Number of Horses in Great Britain.*—There are in all 1,428,383 horses in Great Britain, of which 981,130 are used solely for agricultural purposes. The remaining 447,253 are unbroken horses and mares kept for breeding. In the total number there is an increase of 3024 horses as compared with that of 1886, but the strictly agricultural class has decreased some 577. The gain is thus entirely confined to unbroken horses and breeding mares. It is surprising that farm horses should be fewer than last year, seeing that the quantity of uncultivated land has decreased well-nigh 19,000 acres. I suspect a reasonable explanation of the discrepancy will be found in the altered conditions of farm management. The cost of labour has latterly become so heavy in proportion to the farmer's income, that economy is being studied in the use of horse-power as in everything else.”

*“The ‘Master of the Boys.’—Daring Feat with a Vicious Horse.*—Mr. Galwayne, the well-known horse tamer, caused no little commotion in Castle Street on Wednesday night by his daring treatment of the celebrated vicious horse, ‘Master of the Boys.’ This animal was tamed in Yorkshire some two years ago. About eighteen months ago Mr. Galwayne sent him to

his owner. During the interval he has been but little ridden and never in harness. The horse, as is well known, had beaten all horse-breakers, and had been given up as a bad job. He was bought at Hull a few days ago by a London dealer, who, on learning the reputation of the animal, sacrificed a portion of his price money to get rid of him. By accident the animal fell into the hands of a horse-hirer in Scotland, who purchased him along with some other animals. He was recognised by Mr. Galvayne, who took the horse at the price paid for him, convinced that he would be able to use him as he had done during the time the animal had been previously in his hands. Mr. Galvayne had no sooner bought the horse than he put him into harness, hitched him to his buggy, and started for Dundee at eleven o'clock on Wednesday night, eliciting the plaudits of a large crowd. This will prove to the sceptical the permanent results of the Galvayne system of taming and training. This horse was afterwards sold for £85 to a lady, who is still driving him daily without the least sign of vice or tricks of any kind."

*Visit to Balmoral Castle.*—The well-known Australian horse tamer, Sydney Galvayne, gave a series of exhibitions last week in a marquee specially erected for the purpose in Balmoral grounds before H.R.H. Prince Henry of Battenberg, H.R.H. Princess

---

Beatrice (Princess Henry of Battenberg), H.R.H. Princess Irene of Hesse, H.R.H. Princess Alice of Hesse, Miss Bauer, Lord Bridport, General the Right Honourable Sir Henry Ponsonby, K.C.B., Major Bigge, C.B., Dr. Reid, Dr. Profeit, Her Majesty's Commissioner at Balmoral, and the principal of Her Majesty's servants connected with the stables. The proceedings commenced by the introduction of a local kicker, who was rapidly reduced to subjection, and failed to show the least inclination to vice. So satisfactory was the treatment from a humane as well as a scientific point of view, that Her Majesty gave a beautiful bay Arab stallion for the afternoon exhibition, Professor Galvayne and his son being invited to luncheon at the Castle. Before handling the stallion, an instantaneous system for casting horses single-handed was shown. The stallion was then treated, and in about half an hour was driven in a vehicle perfectly quiet, and was afterwards ridden by Mr. Galvayne's son, who gave a fine exhibition of horsemanship. Mr Galvayne afterwards treated a shying horse, the property of H.R.H. Prince Henry of Battenberg, the treatment of this subject being equally as satisfactory as those preceding it. Professor Galvayne, at the request of H.R.H. Prince Henry, drove him to Abergeldie Castle in a dogcart. All who had witnessed the performances congratulated Mr. Galvayne on his wonderful skill with horses."

---

*“Taming a nervous Horse.—Professor Galvayne’s Classes.—*The pupils have been wishing to procure a horse for the professor that would test the system of taming to the utmost, and the chance came at last, for on Friday he was in the ring with a very excitable, nervous, shying horse, the property of a Doctor. This was a fine strong animal, and could not be controlled under excitement; refused to pass steam trams, railway bridges, &c., and gave other evidence of his nervous nature. The professor put this horse through his system, and in a little over an hour, crackers were being let off, both in front and behind him, and did not seem to cause him the least annoyance. At the conclusion of the class, the Doctor’s groom rode the horse out into the street, right up to a steam tram, and then home, without any show of his nervous habits.”

*“Taming a vicious Race-horse.—*On Monday afternoon, the members of Professor Galvayne’s class in Sunderland assembled in the marquee, Hudson-road, to the number of nearly 200, for the purpose of witnessing the professor’s system illustrated on an extremely vicious horse called ‘North Riding,’ the property of a local gentleman. Before the proceedings commenced, Colonel W. H. Allison, of Undercliffe, on behalf of the class, presented Professor Galvayne with a handsome illuminated address. Professor Galvayne,



---

in acknowledging the presentation, said it had always been a great pleasure to him to meet his Sunderland class, and to endeavour to teach them all he knew himself of the treatment of horses. Professor Galvayne then commenced the exceedingly hard task of taming the vicious horse 'North Riding.' This horse is by 'Martyrdom,' and as a yearling was sold for 800 guineas, and last year £3,000 was refused for him, he being then entered for the Cambridgeshire. He, however, developed into such a vicious brute that he became almost worthless, and was bought for a small sum by his present owner. He had particularly distinguished himself by bucking, kicking furiously, then lying down whenever a saddle was put on him and remaining there, and also by worrying his owner. In fact, it was a matter of great danger to enter his stall, and on Monday he was led out of his box by means of a long hooked pole. When taken into the ring he developed all his vicious traits for at least an hour and a half, kicking continually, tearing the ring ropes down, roaring, screaming, and throwing himself down and gnawing a stick held to his mouth. Professor Galvayne, however, with wonderful patience, subjected the horse to his treatment, which is a splendid exhibition of humanity and science combined, and at last was rewarded by getting the animal under control, so that he refused to kick under any circumstances. The professor put a set of harness on

him, breeching him tightly, and drove him round the ring both with and without blinkers. He then stripped the horse and turned him perfectly loose in the ring, when the animal followed him round as docilely as a dog, and rubbed its nose against his chest. He also walked both backwards and forwards at word of command—in fact every atom of wickedness seemed to have been taken out of him, a feat which very few of them expected to see performed. It need hardly be stated that the professor was greeted with round upon round of applause at the conclusion of his difficult achievement. At the close the pupils, in recognition of his successful handling of ‘North Riding,’ determined to present him with a gold medal.”

“*Taming an ex-troop Horse.—Horse-taming in Edinburgh.*—Yesterday Professor Sydney Galwayne, the Australian horse-tamer, had, at the Royal Riding School, Tollcross, a difficult and dangerous subject under his treatment. It was said to have been nearly the death of more than one person who had undertaken the task of breaking it in, and had been turned out of regimental riding schools as unbreakable. The horse showed its vice by tearing and kicking the ring down, and in trying to get out of the marquee gave some of the pupils a lively time of it. The masterly manner in which Mr. Galwayne brought the animal under command was loudly applauded, and at the close

---

the horse was mounted by a groom, and ridden home. Mr. Galvayne afterwards explained how to use his humane twitch and his system of casting horses, the animal being thrown on its back in a few seconds without danger, and yet unable to rise."

*From "Kelso Mail," December, 1886.—"Taming a Savage Colt and Vicious Mare, the property of the Duke of Buccleuch.—*Mr. Galvayne, the well-known Australian expert in horse training and taming, has, during the past few weeks, been holding, in this part of Scotland, most successful classes, and has been demonstrating his extraordinary powers over the brute creation. It was the fortune of his Earlston pupils to get a 'rough one' for the Australian in the form of a half-bred colt, the property of a gentleman who is well known as being a good horseman, and one not easily beaten by any beast. However, this animal, as a colt sixteen months old, was so determined and vicious that ten men could not teach him to lead. His owner tackled him himself, and the result was three broken ribs. The message sent with the brute, when put in Mr. Galvayne's hands, was to 'Look out; he is a perfect savage,' and so he proved himself to be. Before having been in the ring two minutes he went straight for the professor, rearing up on end and fighting with his fore feet like a man, snorting and growling, and evidently meaning to 'force the fighting.' At first it certainly

appeared to the members present as if the animal was going to conquer, but in a few minutes, by judicial and kind treatment, during which time Mr. Galvayne was more than once hit, the tamer at last got his hand upon the colt's head, and a halter being then put on, he was from that moment absolutely in the Australian's power. This result provoked a hearty round of applause, although for the previous half-hour a pin could have been heard to drop, so intent were all in watching the conflict between man and beast. The colt then went in for a furious striking and kicking match, but at last the kick was taken out of him. The animal was then quietly groomed all over with a cloth, a bit was next put into his mouth, and a set of harness put on. Thereafter the process of 'mouthing' commenced, and before leaving the ring the colt would turn, stop, start, and back. The Galvayne system for throwing horses was then practically illustrated, when, in a second, the 'demon savage' was thrown on its back. Previous to handling the colt, Mr. Galvayne had in hand a hunting mare, the property of the Duke of Buccleuch, which had the habit of squealing and striking when the bit was put into her mouth, and would also kick when approached in the stable. After her lesson, she seemed as quietly disposed as any animal could possibly be. It is needless to add that all were delighted, as the applause given from time to time testified."

---

“ *Taming a Steeplechase Mare in Huddersfield.*—The Professor’s Huddersfield subjects have been given to various vices, all of which have been put straight, and the animals are working well. The noted steeplechase and kicking mare ‘Killarney’ was on Monday driven 30 miles in harness perfectly quiet, without any kicking straps, starting and stopping both up and down hill like an old harness horse, and this result was obtained after only one lesson. She was considered by all who knew her to be unbreakable to harness. The professor has any number of subjects here, and the ring is kept full all day, jibbers, kickers, biters, strikers follow in rotation, and one after another leave reformed animals.”

*Newcastle Chronicle, December 1885.*—“ *Throwing Two Horses Simultaneously.*—The celebrated Australian horse tamer accomplished a feat on Saturday which has never been performed before—viz., throwing two horses at the same time single-handed, and in almost a moment, neither being able to rise. He also broke in, rode, and drove a colt in less than 60 minutes, the owner’s man riding it home, a distance of 12 miles, perfectly tractable, and as obedient to the bit as any old horse.”

“ *North British Agriculturist,*” 20th April, 1887.—“ *Taming a Vicious Colt at Dalkeith.*—Professor Gal-

vayne continues to give demonstrations in the horse taming art. Some days ago he was at Dalkeith, and the pupils who attended his class witnessed a rather exciting scene. The subject was a three-year-old colt. At the outset the animal gave an excellent display of its kicking propensities. Before the halter was put on the colt began plunging, rearing, squealing, and striking out in all directions, and a scene of great excitement prevailed, the colt running about the enclosure kicking, jumping, and bucking, whereby all the poles, ropes, &c., were knocked to the ground, as well as the trainer. At last it was captured and handled for about an hour, during which time he made a hard and stubborn fight. Ultimately it allowed the crupper to be put on without any attempt at kicking. A day or two later the same colt was brought into the ring, when another scene was witnessed. On the Professor attempting to put the bit in its mouth, the colt at once showed by its behaviour that the trainer would have a most difficult task to perform. No sooner had he arrived at its head than it commenced plunging and rearing, striking out in all directions with its hind and fore legs, during which the Professor was struck severely on the head and face, which caused an effusion of blood. He then threw the horse by his throwing method, and put the bit in its mouth, and afterwards put the harness on and mounted. The scene inside the marquee was a most

---

interesting one, and extremely exciting, but was not wanting in humour. Several of the pupils quickly made their way to places of safety as the animal began its gymnastics, and one in a great hurry stumbled over the seats in his desire to escape from the angry colt. The remarkable coolness of Professor Galvayne, and the keen yet calculating and determined manner in which he manages to subdue the fiery nature of the most stubborn of the equine race, commands at once the admiration of all who witness his combats, in which he always proves a master of his art. This colt was sold for £45, and is now a perfectly tractable hunter."

"*Scottish Leader*," February 7th, 1887.—"*Taming a Vicious Stallion*.—The celebrated Australian horse tamer and trainer gave another example on Saturday afternoon, at the Royal Riding School, Tollcross, of his wonderful skill in taming and training wild horses, before an audience of about 300 ladies and gentlemen. The subject operated upon was a thorough-bred stallion, whose vices consisted of a desire to savage people, and buck and kick any person off his back, no matter how good a horseman he was. After applying his system to the horse, the Professor put on long reins, drove for a short time, and then turned the animal loose in the ring. The horse obeyed more like one trained to go through a performance in a

circus, than one which was entirely uncontrollable a short half-hour before. At word of command the beast even galloped backwards, and it was ridden perfectly quiet both with and without reins by Mr. Galvayne's son, who is quite a lad. During the exhibition Mr. Galvayne was frequently and deservedly applauded."

*Kilmarnock Herald.*—"Remarkable Victory of Man over the Brute Creation. The Australian Horse-tamer and the vicious Clydesdale Stallion 'Lord Lyon.'—Mr. Sydney Galvayne, the well-known Australian horse-tamer and breaker, took in hand the really formidable task of taming 'Lord Lyon,' a horse that has the worst reputation for vice in Scotland, or even in Great Britain. 'Lord Lyon' is a particularly dangerous brute, because his moods are so variable, and his fits of temper seem, in a moment, to madden him, and to introduce, as it were, temporary insanity; and during these fits he will worry man or men, and walk clean through the walls of his box and chase every one out of the yard. Being withal a fine animal, with immense power and strength, and much sought after by farmers and breeders of Clydesdale stock, it was a matter of importance, not only to the owner but to the district generally, that this serviceable horse should be made somewhat tractable. It was only three or four weeks ago that his owner had to shoot at him with a gun to



---

get him off a man he was worrying, and, in doing so, knocked out the brute's off-side eye, which gives him on that side even a more terrible appearance than on the side with the eye perfect. Some years ago we recollect reading of a bad blood stallion that had both its eyes put out, because it was worth a man's life to approach it. Now arises the question—Why do horses become such murderous brutes? It cannot be stated that it is innate in the disposition of the animal, which, when a foal, is such a pretty, active, harmless, little animal, and is often reared as a pet. We hear that 'Lord Lyon' was reared by hand on cow's milk. As Mr. Galvayne said, in his lecture before commencing with the animal, temperament may be inherited, but actual vice, in his opinion, never. Horses are made vicious, either by cruelty, ignorance, or mismanagement—more frequently by the latter. To keep a stallion in proper health—whether in or out of season—he should be worked or exercised, taught obedience, and made to obey. Nothing is easier than to manage a horse properly, if the manager only knows how it should be done; and this was well exemplified by the Australian tamer when in the ring with this ponderous and ferocious brute. 'Lord Lyon' was led by four men, each having hold of a 10-foot rope, from the stables, and they were followed by a big crowd to the scene of action. No difficulty was experienced in getting him into the marquee; the only difficulty that might arise

---

was how to keep him in when there. There were over 200 of the members present, but all had secured some means of retreat when necessary ; and a general stir was made, leaving Mr. Galvayne alone with the brute. But in a few moments the Australian had him fixed, and big and strong as he was, he was at the mercy of the tamer, who treated the horse far too kindly and considerately, as was afterwards proved. During the first portion of the horse's training, he kicked most furiously with all his might, strength, and determination, kicking sometimes twelve feet high ; in fact, he touched the tent roof parallel with the ring, at the same time letting out a tremendous roar, more like a real royal denizen of an African forest than a resident of Titwood. The sweat began then to pour off man and beast, so Mr. Galvayne told one of his assistants to wipe ' Lord Lyon ' down : but when he approached, the horse let out with a roar and struck at him with both feet, and the man glided out of the ring and declined further intercourse with his lordship. After a while the stallion was turned perfectly loose in the ring, when he sullenly followed Mr. Galvayne about, stopping and turning at word of command. But when being taught to back at the word, and after he had been backed twice or thrice round the ring, he refused to obey, and with a roar like his namesake, he rushed open-mouthed, with his ears close to his head, at the

---

Australian, and rearing up, he knocked him to the ground. There was a shout and a stir among those present who expected to see Mr. Galvayne worried to death ; but as he fell he gave a cut with the whip on the horse's nose, which just turned him off ; this mark he will carry for a few days. He then flogged the horse round the ring, and went on with the task of making him back. Again the horse rushed at the Australian, but this time the tamer, a little more wary, dogged and flogged the brute clean off him with the whip. Before the horse left the ring he did back at the word of command, and was ultimately led home by one man—and that man a stranger—and was without trouble put into his box until the following morning, when again he was led perfectly quiet to the ring. His conduct was much improved ; not a single roar or strike, and only a few kicks, these being very mild indeed in comparison to his first performance. He backed twice the whole circle of the ring to the word of command, in fact, he did not seem like the same horse. Before he left the ring, Mr. Galvayne irritated the horse with the whip, to see if the brute would rush at him again, but he did not, and seemed quite afraid of the whip, whereas before, he would fight it. Mr. Galvayne stated had he known that the animal had only one eye he would never have undertaken to handle him at all, as it is an impossibility to perfectly tame a horse that is deficient in eyesight, or, indeed, any of its faculties ;

but having promised, he had fulfilled his promise. At the termination, Mr. Galvayne received the very hearty applause he deserved for his pluck, and also for his humane treatment of the brute. Altogether it was a sight never to be forgotten by those present, and one that could not be adequately described on paper, as language could scarcely depict the animal's actions, rage, and roars, and it is to be hoped that it will be long again before such an exhibition of brutal vice is seen in the most useful of all helpmates to man—the horse.”

*Ayrshire Argus.*—“At Ayr the noted runaway Clydesdale, the property of a local farmer, which always bolted when a cart was brought near him, was the subject on Saturday. About this horse party opinion ran high, and a local breaker declared that no man could put him into a cart. At the end of the lesson he was not only *put into* a cart, but driven down the High Street, Ayr, going perfectly quiet, although followed by an admiring crowd, who one and all acknowledged the value of Mr. Galvayne's tuition as exemplified in its effect on this notorious bolter. Surely the prejudices of the old-fashioned breakers must evaporate before such palpable proofs of the benefit of the new system of taming and training.”

---

*Durham County Chronicle.*—“*Taming of ‘Cecily,’ by ‘Ruperra.’*—On Saturday afternoon last Professor Galvayne brought his second visit to this city to a close. There was a very large number of pupils present. When ‘Cecily’ was first brought into the ring she was very nervous, and would not turn either one way or the other, and reared and plunged about the ring. At the termination of the lesson the Professor was able to stop, start, turn, and back her in any direction. She was also put into harness and driven, and afterwards ridden round the ring and outside in the open field. There is no doubt that with another lesson this blood mare, which could never be ridden before, would be perfect in all respects.”

*Taming a Vicious and supposed Unbreakable Seven-year-old Black Mare at Halifax.*—“On Thursday last, at the Riding School, Mr. Galvayne undertook to tame and train an extremely vicious 7-year-old mare. She was sent with about 6 or 7 other horses and ponies from the pastures, as to lead her was an impossibility. Among such a mob of unbroken animals it was no easy task to get a halter upon her, and it was attended with danger from all quarters, but at last this was effected. Then a lively scene commenced. She galloped from end to end of the school with the Australian hanging on to one ear and the halter.

---

She did her utmost to get away, even to nearly knocking her brains out against the walls. At last, being induced to enter the ring, Mr. Galvayne gripped her by head and tail, and quickly put her into the 'Galvayning' position. She commenced to kick, throw herself down, and at last galloped about the school with the whole of the ring and ropes attached to her. She quickly cleared all spectators away, they rushed under vehicles, seats, and to adjoining rooms, and it was the universal opinion of those present that before she would be broken she would kill her breaker. The mare had put all of the previous breakers (?) *hors de combat*. Being a strong half-bred mare, full of life and feed, and seven years of age, a kick from her meant nothing less than being a cripple for life or a corpse, and it was not until the third handling that Mr. Galvayne succeeded in putting the bit in her mouth, and then she struck at him so savagely that, missing him once, she hit one of the ring posts, and cut her leg with a gash three inches long. Excitement ran so high in Huddersfield that hundreds of people would crowd round the yard to see Mr. Galvayne dress this mare, or walk into her box and close the doors; she was eventually broken into both saddle and harness, to pass steam trains, etc., was ridden both by night and day, and sent home to her owner perfectly tamed. She was soon afterwards sold, and remained so perfectly quiet in all respects, that the late

---

owner sent a silver and ivory mounted horse whip to the Earl of Galloway to present to Mr. Galwayne publicly during his class at Newton-Stewart. Mr. Galwayne frankly admitted that this was the worst brute he had ever treated, and the most dangerous also."

*Taming a vicious, kicking Mare, the property of the Earl of Galloway.*—"A beautiful thoroughbred chestnut, about fourteen years old, having the reputation of being such an inveterate kicker that she would kick off a set of harness as quickly as it was put on, was, at the conclusion of her second lesson, harnessed to the owner's dog-cart, and driven to Cumloden, the seat of the Earl, Mr. Galwayne going out and putting her in trap single-handed, and driving her without either kicking strap or even breeching on."

*From "Galloway Gazette," 11th September, 1886.*—"Presentation to Professor Galwayne, the Australian Horse Tamer.—Yesterday afternoon Prof. Galwayne, who has been conducting his classes in Newton-Stewart during the past week, was presented with a very handsome silver-mounted whip, which had been sent by a former Yorkshire pupil.

"The Earl of Galloway, who attended the classes here, said he had been requested to make the presenta-

tion of a whip to Professor Galvayne. This whip, he added, went to prove, if any proof was necessary, the success which the Professor had achieved in his attempt, which he hoped was not in vain, to teach some of them. It was from a Yorkshire gentleman, T. F. Riley, Esq., of Elwood Hall, whose letter his lordship had in his pocket. Mr. Riley stated in this letter that the whip was in recognition of Professor Galvayne's brilliant services in successfully attempting the breaking of a very wild and unbroken seven-year-old mare, half-bred. Mr. Riley wished it to be known that he himself was originally quite a sceptic as to the Professor's abilities or his power of success, but he sent this whip in recognition of his having now become a complete convert to the Galvayne system, and he believed in its success. His lordship went on to say that he was present a week ago upon the occasion of Professor Galvayne's introduction to Newton-Stewart, and he then told them that when he started in Great Britain he chose Yorkshire because there he understood they were the most hard-headed set of men in Great Britain. He supplemented that by adding that when he came to Scotland he found something harder still. (Laughter.) Well, one of these hard-headed gentlemen had acknowledged that he was completely wrong himself, and that Professor Galvayne was entirely in the right, having seen what he could do. (Applause.) His lordship had a blood mare, which had been in his possession for seven or eight years, and



---

which for a while went quietly in harness, but for some reason or other she took a turn, and nothing would induce her to go into harness, and she had beaten them for the last two years to such an extent that they gave up trying. She had been taken in hand in the course of the week by Professor Galvayne, and his lordship and some of the other pupils had seen part of her drill. That morning the Professor had been kind enough to come to Cumloden and put her in the trap, where she remained perfectly quiet. (Applause.) It remained to be proved whether the education given by Professor Galvayne would keep the mare right after she had been put right, but there was no doubt she had been put right. (Applause.) It afforded his lordship much pleasure to make this presentation, as he was thoroughly convinced that the system was a good one, based as it was on kindness, and that they had all been taught a great deal which would be a great benefit to them for many years to come." (Applause.)

Twelve months afterwards the Earl informed Mr. Galvayne that she gave them no trouble whatever.

"*Sportsman*," June 6th, 1885.—"*Driving to the Derby*.—In connection with the race for the Derby, we may mention that Professor Sydney Galvayne, the celebrated Australian horse tamer, drove to Epsom Downs three of the very worst horses he had ever had under his tuition. They went quietly and

well, and did ample credit to the Professor's system of taming."

"*Sunderland Echo*," June 18, 1886.—"Professor Galvayne in Alnwick.—Professor Galvayne terminated a particularly successful class at Alnwick on Friday last. At the express invitation of the Duke of Northumberland he three times visited the Castle, and gave a private exhibition of his skill in horse taming and training. The animal handled was a peculiarly vicious mare, which had been found so incorrigible that she had been turned from the stables into the park. It is only fair to say that at first Professor Galvayne could not get near her quarters, but by his treatment and skill he, in the course of an hour or two, had her so thoroughly under control that she allowed herself to be mounted from either side, permitted Mr Galvayne to crawl in and about her hind legs, to hold on to her tail while she trotted round the ring, and finally to fire off a six-chambered revolver behind her without producing the least effect. The Duke expressed his extreme satisfaction at the result of the Professor's system, and in a letter to Mr. Galvayne said that he would be pleased to be placed on the list of patrons. After handling the mare, Mr. Galvayne went through Earl Percy's stud, and showed his thorough knowledge of horse teeth by stating the age correctly of a number of horses varying from five years to over twenty.

*“ Training a Colt to Harness in Six Hours.*

“ KELSEO, 17th November, 1886.

“ PROFESSOR GALVAYNE.

“ DEAR SIR,—The result of your breaking on our cob is really wonderful, considering the little time taken (6 hours). It is perfect to ride, thoroughly mouthed, and first-class in harness. We have been delivering our orders with it in our own van now for two days, and it stops, starts, turns, and backs always readily.

“ It was never touched before you took it into your hand.

“ Yours faithfully,

“ J. & T. WHITE.”

*“ Taming a Kicking Five-year-old Mare.*

‘ LONG BINGHAM, COLDSTREAM,

‘ November 18th, 1866.

‘ Professor Sydney Galvayne has put in harness and driven my mare after only two lessons of about an hour and a-half each. She showed so much temper and kicked so persistently while being taught her first lesson, that I was very doubtful about a good result being obtained ; but at her second lesson she behaved as a useful beast ought, had no desire to kick, although a tin can was tied to her tail, and crackers let off among her feet. The whole class, as

well as myself, was astonished at this result, though some, I dare say, were a little disappointed, having expected some fun ; but the Professor outwitted any such, and plainly proved that 'knowledge is power.'

“JOHN WADDELL.”

*Visit to Aberdeen Agricultural Show, 1887.*—“ In the afternoon Professor Sydney Galvayne gave two exhibitions of his system of horse taming in a large marquee erected in the showyard. There was a good attendance at both exhibitions, among others present being Lord Lionel Cecil, Colonel Anstruther Thomson of Charlton, and most of the directors of the show. The first animal operated on was a colt belonging to Lord Lionel Cecil, which was very easily handled. The Professor's second subject was an unbroken thorough-bred, which showed a good deal of fighting power, and struck out freely. In less than an hour, however, Mr. Galvayne had the colt so completely tamed that he was able to harness it with perfect safety, while one of his assistants rattled a tin pan at the animal's hind feet. The Professor was frequently applauded during the performance, and the universal opinion was that his system was a complete success.”

*From North-Eastern Advertiser, 1885.*—“ *Visit to Birdsall, the Seat of Lord Middleton.*—Mr. Galvayne visited Birdsall, by invitation of its owner, to handle

---

some 3-year-old thoroughbreds, which were in tip-top condition and pretty wild. A grand filly was run into the yard perfectly naked, as wild as a hare, but as active as a cat; and although she kicked a bit, the Professor had her caught in less than two minutes, much to the surprise of all. She was then put through the system for 'teaching to lead,' and in a minute or two would have led, in 'horsey' parlance, 'with a straw.' She was then handled and groomed all over, and the Professor sat upon her hocks, and put her tail round his neck. She never kicked, or seemed in the least disposed to do so, although at first she could 'lift' a bit. Afterwards a mare was brought into the yard, caught and thrown single-handed in about half-a-minute.

"There was a number of Lord Middleton's friends present, among whom was Lady Middleton, and the spectators watched the tamer's actions with interest, and well-deserved applause was given at the conclusion. The quiet, calm, and determined manner in which the Professor goes about his work at once commands the approbation of his audience."

*"First Back-Jump Riding Exhibition in Great Britain, also Taming a vicious, kicking Colt.—Mr. Galvayne, the well-known Australian horse tamer and trainer, commenced a series of lectures and exhibitions in Ayr. The animal, a colt that was really a bad one*

(he having proved this by nearly killing a man at the opening lecture the day previous), was in less than twenty minutes ridden with saddle and bridle on in the show field, and the following afternoon was driven in harness. During the handling of the colt the applause was frequent. Mr. Galvayne was very patient and cool, though at times the efforts made by the colt to strike him were nearly successful. The treatment was most humane, and at the termination of the breaking not a whip mark or a hair knocked off could be seen. On Saturday, for the first time out of Australia, Great Britain had all opportunities of seeing the Anglo-Australian on a rough 'un. It may be, perhaps, as well to describe the antics of a horse when bucking. You have seen a cat set its back up at a dog. Well, just put her head between her fore legs, and her tail between her hind ones, and let her give a violent spring upwards and forwards, still keeping her body in the same position; let her alight upon the ground with her legs as stiff as cloth's props, and with her head in the direction her tail was, and repeat the movement a dozen times rapidly, varied by a side spring, a rear, or a tremendous kick up, and you have an idea of an Australian bucking-horse. The first 'bucker' that entered the ring was certainly a bad one, and in the ring, which was too small, the horse had a bit the best of it. He started by pulling the ring down and nearly clearing the onlookers out of

---

the marquee, but the Australian soon had him beaten. The next was a fine chestnut colt never ridden before. He gave a splendid exhibition of 'bucking,' but failed to displace the rider—certainly a fine exhibition of horsemanship—and the rider got a well-deserved round of applause. The next animal was the celebrated black colt. He did not 'buck,' but tried by every other means to throw his rider. He kicked high and furiously, would start off at a gallop, kick, prop, and turn like 'lightning,' and although this was repeated a great number of times, he only managed to shift his rider once. The audience inside was select and appreciative, and outside there were thousands of onlookers, the roadway being completely blocked by vehicles. Altogether the exhibition was most satisfactory."

*From "Kilmarnock Herald," 30th July, 1886.—*  
*"Taming an American Trotting Stallion.—*And yesterday, although he had a much more difficult task with Bungaroo, the celebrated American trotting stallion, the property of a Kilmarnock gentleman, Mr. Galvayne demonstrated the value of his system in the most remarkable manner. This horse had been given up as perfectly unmanageable, having kicked himself out of the vehicle he was last harnessed to. It was accordingly anticipated that Mr Galvayne would have to own himself defeated; but instead of defeat, he had

---

an entire victory over the vicious brute. So thoroughly was the stallion tamed, that when he was yoked to a machine, on the rear of which Mr. Galvayne's son and assistant sat and held him by the tail, he did not even attempt to kick. The triumph of the system was acknowledged by every one present."

*From "Huddersfield Examiner."—“Taming a ‘Demon’ Mare.—*A wilder or more uncontrollable brute than the 7-year-old mare handled by Professor Galvayne on Saturday afternoon it would be almost impossible to find in the United Kingdom. It was with the greatest difficulty that she was kept in the marquee at all, although placed in such a position that her moving seemed an utter absurdity. She knocked Mr. Galvayne down twice, and not content with that she had a go at the assistant, and sent him flying, finally kicking the posts in all directions, splitting them like so much match wood. She tried to walk out of the side of the tent, and for a little time it seemed doubtful whether marquee, mare, and operators were not coming to grief together. Ultimately the mare was thrown, and the bit put into her mouth for the first time. Mr. Galvayne then proceeded to lunge her and form her mouth, not without an amount of resistance on her part that required all the strength and courage of the Professor to successfully combat. The process termed ‘Galvayning’ was quite inadequate to meet the



requirements of her case, owing to the flimsy nature of the marquee, and other methods were resorted to which have not hitherto formed a part of Mr. Galvayne's tuition. The mare had been quite unapproachable, therefore unbreakable, yet the Professor went into her box after leaving the ring, and picked up her legs and otherwise handled her. The universal opinion of the pupils was that Mr. Galvayne would never break the mare and live, that he would fail or she would kill him, but up to now, to use his own expression, 'I'm doing well.' At the termination of the class she had harness on and was driven. The mare was on Wednesday ridden by his son, a lad of 16, through Huddersfield, in the dark as well as the daylight."

"HARPERTOWN, 17th November, 1886.

"Professor S. GALVAYNE.

"Dear Sir,—I am very much pleased with the mare you have handled for me. She is perfect in the saddle, quiet to mount from either side, and a good mouth, after about three hours' training.

"Yours faithfully,

"GEORGE HARDY."

*Professor Galvayne's Visit to the Duke of Westminster, at Eaton Hall.*—"On Friday, Mr. Galvayne

---

gave a practical exhibition of his skill on a colt by 'Petrarch,' dam 'Jessie Agnes,' by invitation of His Grace the Duke of Westminster, in his own Riding School, at Eaton Hall—there being about 150 of the Duke's guests present—and commenced by explaining the basis and principles of his system, showing how to fix a halter properly for catching colts, explaining his method of doing so, and illustrating his system for teaching to lead, the effect being very wonderful, the colt fairly jumping off the ground in its eagerness to come forward. The 'Galvayning' process was then shown, and it is certainly a most effective way of proving the mastery of man over an animal. We are convinced, as were all present, that it is quite a physical impossibility for any horse to beat Mr. Galvayne, or, in fact, anyone who practises his system as he does. The system of taming and training is most complete, and a wonderful conception and adaptation of simple methods which baffles the horse at every turn, until the animal is taught to be docile. All methods used are humane and free from all abuse or shadow of cruelty, and it is almost needless to state that no drugs of any kind were used. The colt was a very lively customer, and could use his forefeet like a man; and it was the opinion of those in the stud department of the Duke's establishment that it was an impossibility to saddle and ritle the colt under a fortnight, but it was done in forty minutes, mounted from both sides,

---

the rider even vaulting over and standing up on its back, and the colt had not turned a single hair. The Duke spoke highly of the system, and congratulated Mr. Galvayne on his great success, amidst loud applause. He showed how to tie a horse in saddle so that it could not run away when left unattended in the field or road. Also his system for throwing horses, upon two animals. One was a very stubborn brute, but he was on his back in a few seconds, and was put down again twice afterwards in not more than a second of time each throw. Rounds of applause were given at the success of this feat."

*Horse Taming in Rugby.—An Exciting Scene.—*  
"Mr. Galvayne, the well-known Australian expert in the art of taming vicious and refractory horses, and who possesses the highest credentials it is possible for any in his profession to obtain, was provided with a 'hot 'un' in Rugby—a horse that would test the nerve and ability of anyone who undertook to tame it. The animal referred to is 'Plebicite,' a thoroughbred, six-years-old, by 'Plebian' out of 'Fromage,' by 'Parmesan' out of 'Legacy,' by brother to 'Bird-on-the-Wing,' his dam 'Physilis,' by 'Bay Middleton,' so as regards pedigree nothing could be much better. 'Plebicite' is the property of a gentleman well-known as a breeder of first-class horses, a 'good 'un' to hounds, and a horse-tamer himself; but, as he said,

‘I have had many a rough one, but none so rough as ‘Plebicite,’ and if you, Mr. Galvayne, can tame him, you can tame anything.’

“Mr. Galvayne sent his man to bring him in by train on Thursday morning to Rugby. As it was nearly two years since he had been touched, and had also been in the box since October last, it took the man some time to get a rope fixed to the halter already on the ‘varmint,’ and during the process was knocked down; and the commotion was great at the railway station when the operation of boxing him was essayed, but after about an hour’s work he was boxed, then a kicking match took place, and when he couldn’t kick any longer he sat on his haunches and pawed furiously. On arriving at Rugby another lively scene took place—innumerable porters, with sticks to stop him if a bolt was made—but at last he was landed safely at the marquee. The railway refused to insure the animal when being boxed, the man being asked in reply ‘if he wanted to rob the company.’

“About four o’clock ‘Plebicite’ was led into the ring. Then commenced an exciting scene of rearing, plunging, striking, and occasionally a grunt of defiance, sweat pouring off man and beast, the horse being inside and outside the ring, tearing it down, scattering the onlookers, who rapidly sought the ‘upper circle’ of seats, and even after a couple of hours’ fighting Mr. Galvayne could only just touch

---

him on the head without resentment from the horse and danger to himself, but he positively refused to have his ears handled. On Friday Mr. Galvayne tackled him again, and he was not long in the ring before another scene of strife took place, but by a peculiar method of fixing, the tamer had complete mastery over the animal, which then threw itself down in extreme rage and passion, after looking as if he would every moment rush and attack the Australian, his ears being thrown back, and eyes surrounded by white fairly gleaming with passion, and when on the ground he roared and bit the sods. After a few moments he was made to get up again. Then Mr. Galvayne got hold of his ears and fondled him about the head and mouth, and after some further treatment put a bridle on him quietly, which was never done before, and afterwards a saddle, and 'Plebicite' was ridden perfectly tractable, both inside the marquee and in the field, and it is a wonder that one, if not both man and beast, were not killed in the struggle. Mr. Galvayne said that in all his experience he had never had, either in Great Britain or Australia, such a determined fighter. The quiet, determined, yet perfectly gentle manner Mr. Galvayne went about his work, won the admiration of all present, never once losing perfect command over his temper. His working with wonderful patience and nerve pronounced him to be, what he has always shown himself, a

perfect master of his art. It was a well-earned victory, and the victor was deservedly greeted by unanimous applause.”

*Working Horses in Hot Weather.*—That horses at hard work should have an opportunity of drinking good clean water whenever they are inclined to do so, is a fact which is well-known to every horse-owner who studies the comfort and health of his animals. Horses should not be compelled to go thirsty at any time and particularly when at hard work and sweating freely, when the water is required to keep up the moisture of the body. When kept for several hours without water, they not only suffer for want of it and work with less spirit, but will drink too much when they have an opportunity. In Australia in very hot weather many contrivances are adopted to add to the comfort of horses when at work in the heat of the day, and it is quite a common practice to fasten a large sponge saturated with cold water on the top of the animal's head at the end of each journey in the “Busses.” I used this method one hot summer, and did not have a single case of sunstroke.

*Comparison of Buck-Jumpers at Wild West Show, Earl's Court, with the Australian.*—I consider that the Australians display far more skill in sitting their notorious buck-jumpers, and an Australian stock-

---

rider would be rather amused at the manner in which a cow-boy keeps his seat on a buck-jumper—namely, by “fixing his spur firmly into the saddle-cloth,” and “grasping the pommel at the same time.” I say there is only one buck-jumper—the Australian. No doubt the performance at Earl’s Court is excellent of its kind; but a man seated between a pommel and cantle each six inches or eight inches high, with his feet jamm-ed into a couple of small coal-boxes, ought to make a decent show on any animal, more especially *these obviously weak fourteen-hand horses*. The Australian stock-rider is called upon to sit a *powerful sixteen-hand horse*, bred from good English stock, on an ordinary Australian bush saddle, with a snaffle bit. This animal is often so thoroughly bad and dangerous that he must be driven into what is known as a “crush”—two converging fences—the place at the end of the lane being so narrow that the animal cannot turn. Jammed in here, with a bar above his rump and another behind him, the tackle is put on. He is then partially roped, edged away to a gate, held by two men while the rider mounts, and, on being set free, dashes into the open stockyard and bounds into the air, all his legs clear four or five feet from the ground. This height has often been verified by myself and others, by aligning the horse’s hoofs with the upper rails of the stock-yard fence, the total height of the fence being about six feet six inches. You can

imagine (no, you cannot, unless you have felt it) the effect of a dozen or so shocks to the spine in rapid succession, the horse coming down with all his legs straight as iron bars, and twisting his head in the air each time in a different direction. This takes place upon a limited area, perhaps twenty feet by twenty feet. Unless the man goes off in the first bound, the horse spins round on his legs a few times and renews the bounding, until one wonders whether any of one's teeth intend to remain in their sockets. One of two things must happen—either the man is “slung” handsomely, or he sticks to the animal until the beast becomes exhausted, gives in, and stands sullenly refusing (or unable) to move to any persuasion of the spur. I have seen a horse take severe punishment after one of these bouts without stirring a yard, his legs firmly planted wide apart, his head down, his mouth wide open, and his tail tucked tight between his legs. Even then he will occasionally get fresh wind, and give you another nasty turn; but it generally means that he is done. Good sound girths will sometimes break by the violence of the strain, or the crupper may slip—then, of course, man and tackle go off altogether in a heap. Incredible as it may appear, horses have been known, after a prolonged struggle, to buck the saddle right off over head and forelegs without breaking the girths.



---

*Australian Bucking Horses.*—I believe the Australian horsemen to be the best in the world, especially on the mountains, and for endurance our horses can't be beaten, but they are frightfully vicious, and a new hand in the country—be he ever so good a rider at home—gets many an awkward spill before he acquires the matchless firmness of seat that enables him to contend with the brute successfully.

---

## FEATS OF HORSEMANSHIP.

“WHEN a few old bushmen get together spinning yarns commencing with ‘I recollect,’ &c., many a good and true story is related, for as a rule your decent bushman is not given, like the jackaroo, to pulling the long bow.

“I formed one of a little group the other day discussing the threadbare subject of Dick Turpin's famous ride, and the conversation turned upon feats of English and Colonial horsemanship—racing and jumping to wit. I was able to draw upon my memory from an old *Illustrated London News* of a celebrated jump at Kensal Green over a ditch 22ft. wide, which I do not recollect having heard excelled; but for the staying powers of both horse and man in performing either long or rapid journeys under difficult circumstances, I am inclined to believe, from my own experience, that the valiant highwayman's performance makes a poor

show by the side of some noted Australian events possibly unrecorded. In knocking about Queensland on station and surveying life, some good things have come under my notice in the way of riding.

“ I recollect one by Mr. Archie Ferguson, of Walloon, on the Dawson River, who made a smart night's run from Banana to the station. It was occasioned by his venerable father (who was in the habit of roaming by himself) having been lost. The old gentleman not turning up at nightfall, all hands on the station were scouring the country for him up till 12 o'clock without success, and then it was decided to send a black boy to Banana for Archie. The boy started, leading 'Billy Button,' a small but compact animal, the boss's favourite; the distance was 35 miles to Banana; how long the boy was going is not known, but by daylight Archie was at the door with 'Billy Button,' and a little after sunrise had his father home. This celebrated feat was long remembered on the Dawson, and is probably fresh in the minds of some few at the present time.

“ A good day's performance was done by T. S. Collings, of Eton Vale, Kennedy, on a dapple gray, 'Bonnie Doon,' well known at Bowen. Collings left Eton about 8 a.m. for town, the road being at that time some 40 good bush miles (before the short track over the range was made), and after doing some business at Bowen, rode out to Adelaide Point, at that

---

time the residence of T. C. M'Donald, now at Springsure ; this was 12 miles along the beach. He then returned home, arriving at sundown, bringing ' Bonnie Doon ' up the paddock at a smart hand gallop to show what was still left in him.

“ This story was responded to by one present of a ride by Pat. Bolger on old ' Boomerang. ' He rode from the Dee, crossing into Rockhampton, and back as far as Westwood, something like 105 miles in one day. This may seem a tough yarn ; but any one acquainted with overlanding will know what can be done by a start at daylight and quietly jogging on till sundown ; and when one considers the rough treatment that horses receive travelling day after day a long overland journey from dawn to dark, many nights with no greater refreshment than a whack on the ribs with a bridle as they are turned out on a place as bare as your hand, it is marvellous the endurance of many of the colonial horses.”

*Long Distance Driving.*—The horse stock are principally hacks and buggy horses. There are three good Cleveland mares, which are used with a Cleveland stallion, and the young stock are useful for the road. With horses of his own breeding Mr. Henry frequently drives 220 miles in two days. With a buggy and pair he visits his place near Swanhill, 110 miles distant, going one day and returning the next.

I rode a mare 16 years of age, by "Snowdon," 168 miles in two days, without her showing any sign of extreme fatigue. On another occasion I rode a creamy thoroughbred, a grand hack, about 160 miles in two days. This same horse was ridden by his previous owner 95 miles in one day. He never wanted either whip or spur. I afterwards broke him to harness, and he worked very quietly, although many before had failed with him, and he was considered unbreakable to harness.

*Big Jump in Australia.*—A sensational jump is recorded as having taken place on July at Caulfield. An eye-witness to the feat, says that "Lizette," with Batty in the saddle, on the morning named accomplished a leap which has probably never been equalled in Australia. My informant states that the mare, in negotiating the fence on the hill opposite the stables formerly occupied by the late Frank Lang, took off so far from the obstacle that the few spectators present anticipated with horror a catastrophe, and it seemed impossible that she could clear the jump. To the equal astonishment and relief of the watchers, however, the gallant daughter of "Hieroglyph" landed clear, and so impressed were those present with the performance that measurements were quickly taken, when it was found that Lizette had taken off twenty-five feet from the fence, and in her jump had cleared a few

---

inches over thirty-five feet. This is about the nearest Australian approach to Chandler's celebrated English record of thirty-nine feet.

Another marvellous jump was made by "Patchwork" while being schooled at Cheltenham. Fred. Hill was on his back, and the leap seemed such a wonderful one that a tape was immediately obtained, and it was found to be no less than thirty-five feet two inches.

*From the "Queenslander," Oct. 3, 1885.—"The most remarkable ride in the world.—*An explosion of some two tons of dynamite occurred on Monday, the 24th August, at Iffley, about 120 miles from Normanton. The dynamite was in course of transit by bullock-waggon to Cloncurry. The driver of the team, a man named Daniel Wilson, pulled up his bullocks at the Iffley Hotel (in course of construction) at noon on the day mentioned, for the purpose of getting his dinner, and it was then noticed that smoke was issuing from the loading on the waggon. The bullocks were immediately unyoked and driven off to a safe distance, and Wilson then rode back some three miles to where some teamsters were camped for assistance. Accompanied by a man named Hansen, Wilson rode back to the burning waggon, and the two men endeavoured to quench the fire, and save some of the loading. Two or three buckets of water were procured from Cobb's Camp close by and poured over

the burning dynamite, which then began to hiss, and throw off sparks, seeing which Wilson called upon Hansen, who was standing on top of the waggon, to come down. The two men then ran off, and when about 100 yards away Wilson fell down exhausted, Hansen being some 20 yards nearer the waggon. At that moment the dynamite exploded with terrific force, scattering pieces of iron in all directions, tearing up trees, and cutting others clean through. Hansen was unhurt, but Wilson was struck by something which shattered his right arm and smashed his ribs. Notwithstanding the nature of his wounds, however, he mounted a horse and rode to the Twelve-mile, a distance of about 100 miles from the scene of the accident. He was then brought into town to the hospital, where he was immediately attended by Dr. Dyson; but the injuries sustained, and aggravated by the long ride, were of such a nature that Wilson died on the following Saturday. An inquiry is being held into the matter, but so far nothing has transpired to show how the fire originated. The loading on the waggon consisted of about two tons dynamite, general ironmongery, steel tram-rails, some cases of chemicals, and a jar of acid was carried on the tail-board. The explosion was felt many miles away, and where the waggon stood there is now a deep hole. The Iffley Hotel received such damage that the building entirely collapsed two nights afterwards."

## “ J O E.

## “ AN AUSTRALIAN NARRATIVE.

“ No, he ain't for sale; it's no use talking.  
There's the old woman, you'll get your walking-  
Papers sudden if she gets the idea  
That brought you here.

“ Pretty, ain't he?—16-1 all over,  
Out of a Warhawk mare—sire Red Rover  
By Gratis-Lena; that head shows Lena  
The sire's cleaner.

“ I know he's a heavy, ugly quarter,  
A failing, that, of old Warhawk's daughter;  
That chest shows some of the Gratis breed,  
Them pasterns signify spring and speed,  
That's one of them eyes that 'loves the lead';  
Yes, he's pigeon-toed, and a bit in-kneed;  
But that's no fault in a jumping hoss  
When heavily-timbered ground you cross,  
He wouldn't baulk at a six-foot wall,  
Them pigeon-toed un's doesn't fall.  
He's just a weaner.

“ Three off; that’s all. Too young for you? Yes, Boss,  
You want a steady, settled-down old hoss;  
A young ’un wouldn’t never have the stay  
    To work everyday.

“ He’s got a wicked eye? Oh, yes! That’s so,  
Awfully wicked, ain’t you, hey? Come here, Joe;  
‘ Over!’—good boy. There ain’t no fence stops him,  
    The wicked limb!

“ He wants to buy you, Joe, you wicked dog,  
You pigeon-toed, in-kneed, long-headed hog;  
If he tried to buy a hair in your tail  
    I think he’d fail.

“ Don’t fool round there at his latter end,  
He’s none too quiet: you ain’t no friend  
Of his—He knows you’d buy him,  
    So don’t try him.

“ Why won’t I sell him? Go ask the wife,  
If food was money and coin was our life,  
And you offered her money and wanted Joe,  
    She’d tell you ‘ Go!’

“ She’d tell you how, nigh on two years ago,  
(Joe can remember it. Can’t you, Joe?



---

Though a baby yearling you was then).  
She expected a stranger—that's him, ' Ben,'  
That yellow-haired boy near the weaners' pen;  
She got a hurt—we'll, we're married men,  
    We ought to know.

“ That meant ' boot and saddle' in red-hot speed  
(No looking then for a favourite steed).  
Forty mile to be done—the doctor brought,  
I snatched a bridle, rushed out and caught—  
Well, Joe was the only hoss *I* could see.  
He'd thrown all the folks on the farm but me.  
I roped him and drew him up to the tree,  
Clapped the tackle on him and set him free.  
When I cut the rope he gave just one bound,  
Then stood, and looked, and walked quietly round;  
I leapt in the saddle and gave a ' cluck,'  
He got over the fence with a flying buck.  
And straight away like a bullet flew.  
No girth I tightened, no rein I drew,  
From the setting sun till the first cock crew.  
Ere my seat in the saddle got fairly cool,  
The doctor (he's one of the sporting school)  
Got astride of Joe, turned his head for home,  
And before I had got there young Ben had come.

“ Joe saved my wife,  
    Saved the youngster's life;

So now you know  
Why I won't sell Joe,  
Pigeon-toed, ugly, bow-legged Joe."

---

*Endurance of Australian Horses.*—While on a visit to Mudgee, I was told of a very long journey performed by a pair of small three-quarter bred Arab horses belonging to a medical gentleman in that town. Owing to the urgent cases requiring the doctor's presence occurring in widely separate places, two pair were driven about 120 miles well within the 24 hours, and they did not suffer from their severe exertions the next day. An instance of even greater endurance was told me in Hay during the late race meeting, which may be of interest to those who love a good horse. Mr. E. Evans, of Roto, and Mr. Lindon Wright, of Langlea, started from the residence of the latter gentleman with four horses in a buggy to visit the Hay show and races. They left Langlea at eight o'clock in the morning, and drove to Hillston, a distance of seven miles. Here they were detained for some time, and about ten o'clock they resumed their journey, and drove to Gunbower, 57 miles. Here some chaff respecting the qualities of the team resulted in a friendly wager being made that Mr. Evans and Mr.

---

Wright would ride the two leaders into Hay that night before twelve o'clock. Each gentleman rode his own horse. Mr. Evans, who rides 17st., was mounted on a rather small mare by an Arab sire; Mr. Wright, who weighs about 13st., on a remarkably fine horse, of great power, and nearly thoroughbred, his sire being a son of old Panic. He is, however, a very old horse. They started at once, and got on very well till Mr. Wright missed the road to a station where he had lived for several years, and this mishap put them eleven miles out of their way. At the railway crossing they had great difficulty in waking the gate-keeper, and from this point Mr. Wright rode ahead, his horse being the fresher. Both horsemen won their wagers. Mr. Wright arrived in Hay at ten minutes past eleven, and Mr. Evans arrived at seven minutes to twelve o'clock, having performed the feat of travelling 111 miles in one day, 57 miles of which was done under a heavy weight in the saddle. Both horses were as fresh the next day as if they had done nothing extraordinary. I feel quite satisfied that Mr. Evans's little mare would not realise ten guineas if put up for sale at Kirk's Bazaar. I sat behind her in a buggy two days after she arrived in Hay, and when moving she held her head up and was as gay as if fresh out of a good paddock. Mr. Evans said he was quite confident that if it was necessary she would carry him back to Hillston in a day, but he was so pleased with the way

she won his wager that she is to work no more when she gets back to Roto.

---

## WILD-HORSE HUNTING IN NEW SOUTH WALES.

Numbers of men make wild-horse hunting the business of their lives from year to year. The first wild horses in New South Wales were descended from some that had escaped from early settlers near Sydney. They have increased by thousands in country best suited to them, although the latter-day squatter has done his best to clear them out. During the last 20 or 30 years many changes have come about. Country which was waste and peopled only by blacks, is now all taken up, and the wild horse has had to go further inland. As the runs are occupied, the wild horses are mustered, starved out, or shot down, and now only a few districts in the wilder parts of the interior can show them in any numbers. Hunting wild horses, or "brumbies," is a recognised profession amongst bushmen in the far north.

Many stations in the north depend almost entirely upon the wild horses from which to get a supply of mounts for station work. On one of these stations

---

was a spring where all the stock, wild and tame, came to get water. Within the ring fence which enclosed the run were hundreds of horses, and the manager set to work to secure as many of them as possible. With this end in view he had high posts and rails put round the water. Near the gateway and outside the enclosure a hole was dug large enough to hide one man. This was covered over with boughs, and the trap was complete. It was determined not to make any attempt at capturing horses until they were well used to going in and out of the yard. At first they would not enter, but on seeing the yard would gallop back to the scrub. After a few days, however, thirst brought large mobs of them to the spring, and some of the less cautious soon led the way to the gate; after a week they thought nothing of entering to get water. A time was then chosen, and a man hid himself under the boughs. After sundown a mob came out of the scrub and made for the spring. The look-out man quickly closed the gate, thus securing some fifty horses for the rough riders to start work upon.

On the following morning the work of hobbling, branding, and breaking-in commenced. The fence round the water had been made both strong and high. Some of the wilder ones, however, became mad with fear, and broke out. The first thing to be done was to drive a few of the horses into a smaller and stronger yard within the fence to commence work upon. The

horse-breaker showed marvellous skill in lassoing. The moment the rope was round the horse's neck the animal would plunge wildly round the yard, hard held by two or three men, until the tightening of the rope brought it gasping to its knees. Green hide hobbles were placed on the fore feet, the station brand burnt in upon the shoulder. This work would often last the whole day.

After a time the mobs of wild horses coming to water got very small. They stayed away until they nearly perished, and when at last they did enter and got shut in they were often so weak and poor as to be of little or no use. Their timidity was caused, no doubt, by the horses that got away from the yard joining other mobs and keeping them away from danger. The length of time horses will go without water, even during the hottest months of the year, is astonishing. I have known numbers to go without water for eight and ten days, and getting it at the end of that time they would, although very poor and weak, recover, and after a few months become fat again.

Wild horses are very cunning, and if they break away once or twice when being driven in will never afterwards be found near the yards, and if wanted will have to be run down. Running down managed by several riders, who go out with three or four horses each. They are placed at convenient distances apart over the country known to be frequented. When

---

once the strays are started they are never allowed to rest, but kept on the move night and day, the men taking turns with fresh horses to keep them going until they will run no more. They are then easily driven to the yards, and handed over, in due course, to the station horse-breaker. At Toorale, on the Darling, I heard of a wild stallion that gave a lot of trouble. He was one of the last, and two men were despatched to run him down. They had three horses each, all shod, as they had stoney ground to course over. When they found the horse they kept him going hard all the day. Towards evening, when his strength was almost spent, they got him near the yard; he fell down dead near the entrance. "We broke his heart," the hunters told me. In colour the wild horses vary in different parts of the country. Those most generally met with are bay, brown, roan, and grey. I have also heard of a mob that were all piebalds.

The stallions fight for the leadership of the mob, and if two or more be found in one lot, an armed neutrality, after many fights, will be maintained by them. The weaker are driven from the mob; these form a lot by themselves. Thus eight or ten stallions will sometimes be found running together. Some after being driven out will follow at a short distance until they can entice some of the mares away. In this way new mobs are formed.

Some wild horses, even after they have been broken in, are very hard to keep from trying to get back to their old beats. In spite of hobbles, side lines, and high fences, they will often get away, causing a lot of trouble in finding and bringing them back.

Another custom of the bush is the habit amongst cattle drovers of pulling out cattle that may get bogged, especially in droughts, by fixing one end of a strong rope (carried for the purpose) to their horse's tail, making fast the other round the horns of the bullock, and obliging the horse to pull the beast out. The strength of a horse harnessed in this novel manner is wonderful. On the Warrego I have seen one pull out a bullock, which six strong men were utterly unable to move. It has been said that a horse may be suspended by the hairs of his tail. I have seen horses pull twice their weight harnessed in the above manner, and, apparently, without pain.

Sunday was "convincing" day on the station. The old hands would, after a comparatively late breakfast, stroll up to the stock-yards and take seats all round upon the top rail. Awaiting the advent of the horse-breaker, they would vie with one another in telling thrilling stories of outlaws that had bucked and bucked, and of riders of other days that rode so well. A good rider, and a fearless one, is a power in the bush, and a little god in the men's hut. But ride he ever so well there will always come a man from "over



---

the river" who knows a mythical personage who *can* ride, and who is ready to ride against your man for all that he is worth. Some men who cannot ride will always be found willing to risk breaking their necks by taking a seat on a rough one. The new chums sent up by owners who live in Melbourne to gain colonial experience would also make sport for us when handed over to the horse-breaker to learn riding. The worst horses in the yard, or an old stager at getting rid of his riders, would be saddled up, and the breaker would hold the bridle until the new chum was well into the saddle, so that great might be his fall.

Riverina is noted for its breed of horses. The buyers for the Indian market know and love a good horse. They go to and fro, and up and down amongst the stations, and buy all the owners will sell. The Indian market and its requirements deserve more attention from breeders than it receives. At Toorale, on the Darling, where many hundreds of horses have been bred, the owner has no difficulty in finding buyers for all and more than he wishes to sell. If the wise men from the west speak truly, a great European war will happen in the near future, and a demand will arise in this country for army remounts. The Australian-bred horse is noted, far and wide, for his staying qualities, and his freedom from disease. Burnaby, in his "Ride to Khiva," speaks of a small breed of horses that he met with in Russia as being very hardy. The same

writer, when acting as war correspondent for the *Times* in Spain, makes special mention of a breed he met with in that country. Other writers credit the American mustang—the wild horse of the western plains—with extraordinary powers of endurance; but I do not think that any country in the world can show horses equal to the Arab breed caught in Australia. Under the most unfavourable circumstances grass-fed horses will travel immense distances without shoes. I knew an Arab mare to travel 90 miles in 24 consecutive hours, and neither whip nor spur was used upon the journey. Sickness is rarely met with, and it is usually only trifling.

The days for wild horses in New South Wales must in a few years be numbered. But for a century to come there will still be parts of the Northern Territory and of Western Australia in which the wild horse may roam in peace and freedom.

*Another Wild Horse Hunt.*—In the drought a few years ago, when the northern parts of New South Wales suffered so severely, I myself had a saddle hack that lived without water for twelve days, having been by accident fenced off from the river. At the end of that time he walked eight miles to water, and although he was nine or ten years old, he recovered after a long spell, and at this time of writing is fat and fast again.

---

After a time it became difficult to secure horses at the spring. Rain fell, and so long as the surface water lasted, no mobs showed themselves. So it was determined to try other means to secure them. Running them in was to be tried, and for this purpose a new yard was erected at one corner of the paddock, with a calico wing, and some of the neighbours were to be asked to help at driving up. A large quantity of cheap calico was purchased to make the wing. This was torn into narrow strips about a foot wide and joined together, making, when finished, a length of nearly two miles. One end of it was fastened to the corner post of the yard, the calico gradually payed out of a spring-cart to two men following on foot, who fastened it from tree to tree. The country was thickly timbered, and the calico made an excellent fence to keep the horses in the right direction when once started. Very little, by the way, will turn a mob of wild horses; and the sight of this long white line through the timber almost invariably stopped them when they showed any inclination to break away. To make assurance doubly sure the wing was strengthened for the first quarter of a mile by a post and rail fence, so that should any of the horses, when they sighted the yard, rush the wing, the post and rails would prevent their escaping.

The horsemen spread through the scrub, starting mobs as they went, and keeping them as near as

possible in a direction away from the yard, so as to get them all together in one big mob on a plain at the far end of the paddock. Coming out on this plain the horses, quite two hundred in number, could be seen far in front, and going like the wind, with the drivers scattered here and there a mile or more behind. The fence soon turned the horses, now all in one mob, back towards the scrub, and in the direction of the yard. Three horsemen, who had kept somewhat behind, now took up the running, and by making a detour of a couple of miles, they were enabled to close up with the brumbies as they again entered the timber. They had still some seven miles to go before the yard could be reached, and already the tremendous pace began to tell. Two miles of lightly-timbered country allowed the men to keep well in sight. Before the horses were within the wing the mob broke up, and in spite of the drivers a number got away, a belt of thick mulga scrub, through which they were passing at the time, helping them considerably. The main body, however, kept straight on, and were soon between the fence and the calico wing. Two men on fresh horses now took up the running, and rushed the tired brumbies towards the yard, giving them no time to think of breaking. It was a sight to see this galloping mob covered with foam and sweat, followed by riders, yelling like fiends, and cracking stock whips. They rushed wildly through the wide open gateway, shaking

---

the posts and rails, the gates were caught, and a good day's work done.

*Wild Horses.*—Is there such a creature as a wild horse, an aboriginal or truly wild horse, in the world now? The answer is more than doubtful. The mustang of Mexico, the wild horse of the South American Pampas, the brumbi of Australia, are all descendants of domesticated animals introduced from Europe. The first horse was landed in America at Buenos Ayres in 1537. In 1580, that is in less than fifty years, horses had spread to regions as remote as Patagonia. In Australia the diffusion of horses that have escaped from civilisation had been quite as rapid, and in 1875 it was found necessary to shoot as many as 7000 wild horses in the colony of New South Wales alone. In some parts of Australia the horse pest has received legislative notice. The wild horses tempt domesticated horses to join them, and wild stallions also invade the Australian horse-runs and vitiate choice herds in a most annoying manner. They recur to ancestral manners in a way that is always the same. Each stallion has his following of mares ranging from a few up to 40 or even 50, and these parties may be separate or banded together into herds of considerable size, even 400 strong. The young and the weak males remain with but a scanty or even no following. The stallion has to maintain his supremacy by frequent

combats, which especially occur at certain seasons of the year. The animals are suspicious in the extreme, swift of flight, but bold in defence with tooth and heel in emergency. They range extensively in search of pasture and water, and, when hard pressed by danger of famine, the herds break up. It is said that each troop has a leader and implicitly obeys him ; he is the first to face danger and to give the hint to fly ; when pressed, the horses form a ring with the mares and foals in the centre, and defend themselves vigorously with their heels, or they close in on their opponent in dense masses and trample him to death. It is distinctly proved, then, that there can be no aboriginal or truly wild horses in either America or Australia, though there are tens of thousands of unowned horses. Tradition points to Central Asia as the aboriginal abode of the horse, and there the original stock of wild horses may still possibly exist. The wild horse of the British Islands is now practically the Shetland pony, but he is not the powerful animal described by Cæsar. The domesticated animal everywhere, however, reverts very easily to the savage state. His usual paces are a walk and a gallop. The double and the canter are artificial, and it is still a moot question as to whether the wild horse ever trots.

Although his most frequent paces are the walk and gallop, I have seen wild horses that could and did trot naturally, and some very fast, and could scarcely be

---

made to gallop. I caught a mare myself and broke her. She was a natural trotter, absolutely refusing to gallop, and she headed in her wild state a mob at the trot. I shall never forget her. She was indeed a "bone shaker," and would trot over fearfully rough ground at a fast pace, till at last I had to give up riding her altogether. I broke her to harness. She could do from Paramatta to Sydney, 15 miles, easily in the hour in an ordinary buggy.

---

## THE LIFE OF AN AUSTRALIAN SHEPHERD.

The shady side of an Australian shepherd's life is thus exhibited by the "Old Chum" in "Old Colonials :"—

"I'm a shepherd. That's so. I've been a shepherd for nigh on twenty-five years. And I've earned good wages, too, for all I look so ragged. I remember, in the good old times, when the shepherds was the bosses. That was at the time of the big rushes to the diggings. Money was plentiful then, and we used to have some tremendous sprees. Why didn't I save my money? There was never a chance to save. First of all, when we got our wages, the cheque wasn't a right

---

cheque; it was an order written on flimsy or soft paper, on the nearest agent of the squatter, an' cashed by the nearest publican, who, of course, never handed over a cent. A man was compelled to stay there and knock his cheque down 'like a man.' Then if the order happen to be drawn on a merchant close by, it was all the same. If it was drawn on somebody in Sydney, how could a poor devil get away to Sydney—perhaps a four or five hundred mile tramp, without a farthing in his pocket? A man was obliged to go to the publican to advance him some money, and once you took a drink (for you couldn't go away without taking a nip) it was all up with you. The liquor was hocused, and you got mad, and before you knew where you were your cheque was spent—at least so the landlord told you—and he bundled you out neck and crop. If he was at all a decent sort of fellow, he would give you a bottle of rum to recover from your spree, and you returned to the station in a few days penniless. I've no heart to begin to save. I was well-to-do once—had a station of my own; but what with foot-rot and scab, and not looking after my own place, I soon went to the wall, and I've been getting lower and lower till at last I became a shepherd. It is a lonely life. I never see anyone but the ration carrier once a week, and I've no books to read. I follow the sheep, and camp when they camp. I go to sleep sometimes, and lose the run of the sheep. But I've been pretty well



---

broken into not going to sleep. I've been made to pay for lost sheep, so that for three years I hadn't a cent of wages to take. The native dogs and the blacks worry me. Many a night I watch all night to try and get a slant at the dingoes. I used to lay baits for them, but I had my best dog poisoned through taking one of the baits, so I've given it up now, and shoot them when I've a chance. It used to be fine times at night when there was a hut-keeper, but now-a-days a man has got to be his own hut-keeper, and do cooking, and washing, and watching at night, and shepherding all day, mending hurdles and shifting them, takes up plenty of time. It's no such an idle life as people suppose. There's always something to do. The idlest part of it is following the sheep out at grass. Lambing time makes it pretty lively for everyone; we see more people then, and get a bit of news. Would I recognise my sheep in a crowd? Of course I would. I know every face in the flock, and there isn't two alike. People are apt to think a sheep is a sheep. So is a child a child, but no two children are exactly alike, and no two sheep are alike. I could swear to every one of 'em. I don't think I shall shepherd much longer. I'm getting on in years. Sixty, close on. I'm thinking of saving my wages next year if the publican will let me, and taking a bit of land. I could have a home then, and only take a job with a travelling mob sometimes, or else go to shearing at

shearing time, to keep one in tucker. I'd be obliged for a bit of 'baccy. The rations ain't due till tomorrow, and I'm clean run out. Thank'ee, sir."

---

## AMERICAN TROTTERS.

Trotting horses in the United States have been very carefully bred for some years past, and their speed has been greatly developed. There are now more than 1100 trotting horses which have made or beaten a mile in 2 minutes 30 seconds, and 91 of them have a record of 2 minutes 20 seconds; and also the increase of speed of late years in them.

I learn that the first noted trotter on the American turf was "Lady Suffolk," and after the gallant little grey mare came another of her sex, "Flora Temple," the "bob-tail nag" of song, and that was the first trotter to beat 2.20. Her record of 2.19 $\frac{3}{4}$  stood until "Dexter," the brown son of "Hambletonian," trotted the Buffalo track in 2.17 $\frac{1}{4}$ , and was sold to Mr. Robert Bonner for 33,000 dollars. Then came in quick succession "Goldsmith Maid," 2.14; "Rarus," 2.13 $\frac{1}{4}$ ; "St. Julian," 2.11 $\frac{1}{4}$ ; "Jay-eye-see," 2.10; and "Maud S.," 2.8 $\frac{3}{4}$ , the ideal trotter—the culmination of the efforts of American breeders to beat the world in the production of fast trotters. She is the best type of the

trotting horse of America, and as such her pedigree conveys lessons which may not be disregarded by breeders.

On the side of her sire, "Maud S." gets a direct double cross of the famous "Abdallah" blood that founded the "Hambletonian" house, "Harold" being by Rysdyk's "Hambletonian," son of "Abdallah," and out of a mare by "Abdallah;" so that in that direction there is nothing to be looked for. The dam of "Maud S." is a distinguished matron, having also produced "Nutwood," 2.18 $\frac{3}{4}$ , and "Cora Belmont," 2.24 $\frac{1}{4}$ ; "Nutwood" being also one of the best sires in the country. This mare, "Miss Russell," that produced all this speed, is by "Pilot Jr.," he by a pacing horse called "Pilot" that came from Canada; her dam being a thorough-bred. The blood lines of "Maud S.," therefore, are those of the trotter and pacer combined, backed up by thoroughblood. "Jay-eye-see," the next fastest trotter, is bred in precisely the same manner, being by a son of Rysdyk's "Hambletonian," dam by "Pilot Jr.;" second dam by "Lexington." That the pacing and trotting gaits are interchangeable is well known, and the experience of recent years has made it plain that the greatest amount of speed at either way of going is most readily attained by a judicious blending of these bloods, dozens of examples among the fastest trotters and pacers proving this beyond doubt.

I see that subsequent to "Maud S." making the astonishing record of 2min.  $8\frac{3}{4}$ sec. for a mile, she had been sold by Mr. Vanderbilt to Mr. Robert Bonner for \$40,000, equal to £8,000.

The new owner of "Maud S." is strongly opposed to racing for money, and is of opinion that gambling degrades the sport and injures the horse interests of the country. Moreover, he is convinced that the popularity of racing does not, although many assume that it does, depend upon betting. According to an American paper, Mr. Bonner takes a great deal of interest in stock-breeding, and likes to point out the progress made in this business since Kentucky has taken the place formerly occupied by Maine, Vermont, and New York. When Mr. Bonner bought "Dexter," that horse had the best trotting record, 2.17 $\frac{1}{4}$ . Mr. Bonner gave for him \$35,000. Then came "Rarus" with a record of 2.13 $\frac{1}{4}$ , purchased for \$36,000. Finally "Maud S.," with a record of 2.9 $\frac{1}{4}$ , purchased for \$40,000. It is noteworthy that there is a difference of just four seconds between these records. At Mr. Bonner's farm in Westchester County some fine trotters have been raised. One of them, "Majolica," has a record of 2.17; Mr. Bonner believes that she may give birth to a youngster that will lower even the record of "Maud S." He has not yet decided what he will do with "Maud S."

---

*Wonderful Performance of a Yearling Trotter.—Another Record Broken.*—The yearling trotting record of the American turf has again been lowered, a filly by the celebrated Sherman's "Humbletonian" having made a mile in 2 min. 35 $\frac{3}{4}$ sec. at the Fair Grounds, Leamington, Kentucky, on the 14th of last month. The previous record was 2.36. The newly fledged queen of the yearlings was purchased immediately after the performance at \$5,000.

---

## MISCELLANEOUS ANECDOTES AND NOTES.

*Case of Driving Unshod Horses.*—Mr. P. H. Fagin, a furniture and piano mover at Meldon, gives his experience in the *Boston Transcript* with barefooted horses. He has driven three horses (two weighing 1100lb. each, and the other 1300lb.) since January, 1885, without shoes. The large horse has always been lame since he bought him, fourteen years ago, until he took his shoes off. The animal has not gone lame since. He has driven on hard, flint roads, and, of course, on pavements in Boston. The horses travel better than before their shoes were taken off. They are not afraid on slippery pavements, as they were

---

with shoes on, and there is no trouble in getting round on any kind of going in the city. Mr. Fagin drove to Shrewsbury, 35 miles from Melden, after two days' rain in February, 1855, when it was so icy that a boy could skate all the way, and had no trouble. The hoof is hard and broad, and the frog is full and plump, and on a level. They have driven two winters on ice and snow altogether better than when they were shod. Their feet are better for all purposes; they can trot faster, pull as much, and go more miles in the same time than they could when shod.

*The Paris Omnibus Horses.*—The company has something like 12,000 horses, which require to be fed, and for some years past the officials of the company have taken great pains to arrive at the best ration—that, in fact, which would be at the same time cheap and substantial. There are three services, the omnibus and two tramways. The omnibus horses are fed at a cost of 1s. 6½*d.* a day, the ordinary tramway at 1s. 7*d.* a day, and the horses of the service coming under the same head, and known as the *voies ferrées*, cost 1s. 7½*d.* a day. The general average is shown to be about 1s. 6¾*d.* a day, which appears to be the lowest cost since the company was established in 1855; the highest cost per horse having been in 1876, when it was 2s. 3¾*d.* The composition of the ration of 1886 was as follows:—Hay, 8·62 lb.; straw, 7·30 lb.;

---

oats, 5·50 lb.; maize, 12·92 lb.; beans, ·10 lb.; bran and carrots, ·50 lb. In this year moss litter was used for litter instead of straw, the average weight used for each animal having been about three-quarters of a pound a day.

*How the French manage their Stallions.*—The French work their stallions six or eight months in the year, thus preserving their health and vigour, while at the same time paying a revenue to their owners instead of being a heavy expense. It is also certain that regular work is an antidote for bad temper, and that stallions would be much easier to handle and have better dispositions were they subjected to sufficient labour to keep them in good health. A stallion in service should be in as hard condition as when in training if his colts are to be sound and healthy, a condition which they are not likely to be in if the stallion is a sleek, fat animal, with fat taking the place of muscle.

*Age of Animals.*—A bear rarely exceeds twenty years; a dog lives fifteen or sixteen years; a fox fourteen or fifteen; lions are long-lived—Pompey lived to the age of seventy; the average of cats is fourteen years; squirrels or hares, seven or eight years; rabbits, seven. Elephants have been known to live to the great age of four hundred years. When Alexander

---

the Great had conquered Porus, King of India, he took a great elephant, which had fought very valiantly for the king, named him Ajax, dedicated him to the sun, and let him go with this inscription, "Alexander, the son of Jupiter, has dedicated Ajax to the sun." This elephant was found three hundred and fifty-four years after. Pigs have been known to live to the age of thirty years; the rhinoceros to twenty; a horse has been known to live to the age of sixty-two, but averages from twenty-five to thirty years; camels sometimes live to the age of one hundred years; stags are long-lived; sheep seldom exceed the age of ten; cows live fifteen years. Guvier considers it probable that whales sometimes live to the age of a thousand years. Dolphins and porpoises attain the age of thirty. An eagle died at Vienna at the age of one hundred and four; ravens have reached the age of one hundred; and parrots, two hundred. Swans have been known to live three hundred and sixty years. Pelicans are long-lived. A tortoise has been known to live to the age of one hundred and seven years.

*Number of Packs of Hounds in Great Britain.*—The number of packs is greater than it was ten years ago, though it so happens that there is a trifling diminution in last year's total. There were then 12 packs of staghounds in England and 2 in Ireland, or 14 in all; 158 packs of foxhounds in England, 8 in



---

Scotland, and 18 in Ireland, or 184 in all; 101 packs of harriers in England, 4 in Scotland, and 34 in Ireland, or 139 in all; and 16 packs of beagles in England and 2 in Ireland, or 18 in all. This made up a total of 355 packs, exclusive of several which failed to make their existence known; and this season the total is 350, comprising 14 packs of staghounds, 177 of foxhounds, 139 of harriers, and 20 of beagles. It will be seen that the number of staghound and harrier packs has not varied, for though several old packs of harriers have been given up, just as many fresh ones have been formed. The decrease has taken place among foxhounds, for while no new pack appears to have been formed, two or three have been given up in England, one in Scotland, and three in Ireland, and it is not altogether a sufficient compensation to find that there are two more packs of beagles than there were last season. Still, there is no reason to feel doubt as to the future of fox hunting, when the records of it tell us that there are now 177 packs as compared with 170 four and 165 ten years ago.

“What does hunting do for Great Britain? That’s a big question, and upon its answer depends also the answer to the question which I am continually putting to myself: Am I throwing away the best years of my life, my money, and my brains, in what is good for my country? or is the contrary the case? Now, let us take mine, a four-day a week country, just for the sake

of argument. I spend £3000 on my hounds and their equipment. Many masters spend more, but a good deal of this goes for little better than show; and therefore, wishing not to overstate my case, I put the cost at £750 a day per season. By the latest returns of packs of hounds we have in England and Wales, I find 160 packs. Taking my calculation throughout, according to the days a week each pack is advertised to hunt, brings the actual cost of foxhounds, when brought into the field, to £347,250 a year. There are 12 packs of staghounds, taken at the same calculation, coming to £20,000 or thereabouts. The hunters, which may be fairly said to be kept solely for the purpose of being ridden with these 172 packs of hounds, other than those of the hunt-servants (already taken into account) cannot be less than 200 horses in each hunt, although it is very difficult to average them correctly. The cost of these 34,000 horses, if grooms' wages are considered, cannot be less than £80 a horse. This is what I always reckon as the right sum per head for my hunters, and we find in this item a total of £2,752,000. We must not lose sight of what is annually paid by hunting men for the rent of coverts, poultry claims, fees to keepers, and damage to farmers. On the figures I have got together on this head I cannot put it less than £200 a hunt, or £32,000 a year. Now, under these four items you will find an annual expenditure of £3,151,250; upwards of three millions

---

per annum, in England and Wales alone, on actual hunting. Adding the sums spent in Scotland and Ireland, the writer raises the 'grand total to three millions three hundred and fifty thousand pounds a year, in round figures.'"

*"Pendragon" of the "Referee" on Steeplechasing in Australia.*—Australian steeplechasing seems to have surprised our visitor, and he says:—"Many readers may be astonished to learn that in a steeplechase trial, England *v.* Australia, the old country would stand a good chance of coming off second best; she would be in much the same position as Hanlon was after his two races on the Paramatta. I was astonished at the jumps shown me at Caulfield, but still more astonished when I went to Flemington, the Newmarket of Victoria, or rather the Newmarket-cum-Liverpool, seeing that it is the head-quarters of both flat-racing and steeplechasing in the colony." After describing the courses, he asks:—"How many of the steeplechasers of Kempton, and Sandown, and the Grand National Hunt would face such barriers? And in Australian steeplechasing there is no steadying; they gallop straight away, and there is no more hesitation or delay than though they were flat-racing. . . . It is no exaggeration whatever to say that for height and solidity we have nothing like these fences in England, or even in Ireland. They are to my eyes—and I have

seen most of the cross-country work that is worth seeing at home—little short of appalling. . . . Whatever may be said about the relative merits of English and Australian flat-racers—and a good deal has been said to me during the last month or so—I am free to admit that we are right out of it with the Australians across country.”

---

## TESTIMONIALS.

---

*From HIS GRACE THE DUKE OF WESTMINSTER.*

EATON HALL,  
CHESTER, *February*, 1888.

“I have had very much pleasure in witnessing Mr. GALVAYNE’S system of breaking Colts—it being most humane, quick, and effective. I shall certainly adopt it in my stud here.

“WESTMINSTER.”

---

“BRADFORD.—150 *Members*.

“We, the undersigned, Members of Professor SYDNEY GALVAYNE’S Class now being held at the Bradford Riding School, hereby wish to express our entire satisfaction of the scientific method adopted by him in taming vicious horses, and his humane system of breaking young colts, and we feel assured that if the knowledge imparted by him to his pupils was more widely spread it would be more conducive to the welfare of the horse, and prevent many frauds from being perpetrated upon purchasers by unscrupulous dealers.

“The system he teaches far surpasses anything we have hitherto known in this country, and we have every confidence in recommending gentlemen and horse-owners to avail themselves of joining his Class while opportunity is now afforded, as we believe the time and money spent will be more than fully repaid by the satisfactory results of his teaching.”

---

“YORK.—170 *Members*, 1 *Class*.

“We, Members of your First Class in Great Britain, voluntarily testify to the utility, humanity, rapidity, and effectiveness of your system for breaking colts and curing ill-broken and vicious horses.

---

The knowledge you impart on Horse Dentition is of the greatest value to all horse-owners, as it enables your pupils to tell the age of any horse up to 30 years.

“We strongly advise all interested in horses to enrol themselves as members of classes as opportunity offers, and most sincerely wish you prosperity in this country.

“We are, dear Sir,

“Yours very sincerely.”

---

“NEWCASTLE.—220 *Members*, 1 *Class*.

“We, the undersigned, Members of your Newcastle Class, wish to testify to the superior and even wonderful results obtained by using your humane and common-sense method of breaking colts and curing ill-broken horses.

“We particularly appreciate the knowledge you have imparted on Dentition, which enables us to tell correctly the age of any horse up to 30 years.

“Altogether, we consider that the information you impart is of immense value to all horse breeders, owners, and users, and cannot be too widely known, as it alike is of benefit to man and horse, and we wish you every success in the future.

“We are, dear Sir,

“Yours faithfully.”

---

“SUNDERLAND.—200 *Pupils*, 3 *Classes*.

“*January*, 1886.

“We, the undersigned, Pupils of Professor SYDNEY GALVAYNE’S Sunderland Class, hereby record our entire satisfaction with his system of breaking colts, and manner of treating horses (young and old) generally, which we consider thoroughly efficient, and far in advance of the old system.

“Especially do we feel indebted for what the Professor has taught us by his lectures on horses’ teeth, by which we are enabled to ascertain

correctly the age of any animal of horse kind within a year up to 30 years. This invaluable knowledge the Professor imparts to us in the most pleasant and instructive way, besides being an entirely new method of his own, and different to any hitherto taught in this country.

“ We also wish to thank him for the courteous and painstaking manner in which he gives his information, for the willingness he has at all times shown in answering inquiries, and, further, we wish him all possible success in making more widely known his humane system of treatment.”

---

“ LEEDS.—300 *Pupils*, 1 *Class*.  
*May*, 1886.

“ Dear Sir,—We, the undersigned, being Members of your Class recently established in Leeds, desire to convey to you the expression of our most sincere appreciation of the valuable instruction we have derived from your deeply interesting course of lectures and lessons. We are of opinion that your humane system of breaking colts, and your manner of treating horses (young and old) generally, is far in advance of those heretofore ; and particularly do we appreciate the information you have given us on Dentition, which enables us to ascertain, up to 30 years, the age of any horse. Altogether, we consider we have derived such benefit from your teaching that will be invaluable to us ; and we must ever regard it as cause for congratulation to all horse breeders, owners, and users in this country that you have been induced to visit England. Begging you once more, therefore, to accept our sincere thanks, and assuring you of our interest in your future welfare,

“ We are, dear Sir,

“ Yours very faithfully.”

---

“ HULL.—110 *Members*, 1 *Class*.  
 “ *May*, 1885.

“ We, the undersigned, Members of Professor SYDNEY GALVAYNE'S Hull Class, hereby testify to the painstaking manner in which he makes

his lectures intelligible to his pupils, and are fully satisfied that his system of breaking a colt is far in advance of the old.

“His method of reading horse teeth we have proved to be correct up to very great ages. We wish him every success in his future career, and advise all keepers of horses who have not had an opportunity of seeing his system to do so at once.”

---

“BRIDLINGTON.—50 *Members*, 1 *Class*.

“*April*, 1885.

“The undersigned, Members of Professor SYDNEY GALVAYNE’S Bridlington Class, hereby record their entire satisfaction with his system of breaking colts and manner of treating horses generally, which they consider efficient, and a great improvement on the old system.

“They also wish to thank him for the courteous and painstaking manner in which he imparts information, for the willingness he has at all times shown in answering inquiries; and, further, they wish him all possible success in making more widely known his humane system of treatment.”

---

“WHITBY.—50 *Members*, 1 *Class*.

“We, the undersigned, Members of Professor SYDNEY GALVAYNE’S Whitby Class, hereby testify our thorough approval of his humane and scientific system of treating colts and vicious horses, it being in our opinion far in advance of the old method.

“His knowledge of Horse Dentition is complete and thorough, and his mode of teaching simple and perfect. He displays untiring energy as a tutor, and we strongly advise all horsemen to avail themselves of the earliest opportunity to become pupils.”

---

“DURHAM.—100 *Members*, 1 *Class*.

“We, the undersigned, Pupils of Professor SYDNEY GALVAYNE at Durham, hereby wish to express our unbounded satisfaction at the course of lectures we have attended during your visit here amongst us.



We value very highly the knowledge you have imparted, and are unanimous in pronouncing your system of handling colts and vicious animals as humane in the extreme, and most effective.

“To all classes your lectures on Horse Dentition are most valuable, and we have pleasure in recommending you in this particular branch of your professional duties to horse breeders and tradesmen wherever you lecture and exhibit.

“Finally, allow us to wish you prosperity in the future, as well as health and strength to enable you to dispense your useful instruction.”

---

“THIRSK.—50 *Members, 1. Class.*

“We, the undersigned, having attended Professor SYDNEY GALVAYNE’S Thirsk Class, wish to express our entire approval of his system of breaking and training horses, and his method of telling the ages of horses we consider to be of the greatest possible value, having had practical proof of its correctness.”

---

“MALTON.—100 *Members, 2 Classes.*

“We, the undersigned, Pupils of Professor SYDNEY GALVAYNE, and Members of his Class at Malton, Yorkshire, thoroughly approve of his system for handling colts and vicious horses, it being perfectly simple and effective, and entirely without any abuse or cruelty, and it certainly is entitled to the patronage of the Royal Society for Protection of Animals. The knowledge he imparts in Horse Dentition is most useful and valuable to his pupils, and his method of teaching is all that can be desired, and we wish him the greatest possible success wherever he goes.”

---

“DARLINGTON.—95 *Members, 2 Classes.*

“We, the undersigned, Members of Professor SYDNEY GALVAYNE’S Class in Darlington, hereby testify to the humanity, effectiveness, and superiority of his system for breaking colts and eradicating vice from vicious horses.

---

“The knowledge he imparts on Horse Dentition is most valuable, as it enables his pupils to tell within a year the age of any horse up to 30 years old. We also take this opportunity of testifying to his untiring energy and ability as a tutor, and strongly recommend all those who have not had an opportunity of seeing and hearing him to do so.”

---

“WEST HARTLEPOOL.—90 *Members*, 1 *Class*.

“*March*, 1886.

“We, the members of Professor SYDNEY GALVAYNE’S Class, here wish to express our entire approval of his scientific and humane system for taming vicious horses and breaking colts; also, of the knowledge he imparts on Horse Dentition, which is most valuable. His system of teeth-reading, hitherto unknown in this country, enables his pupils to tell the age of any horse up to thirty years of age.

We also thank him for the courteous and painstaking manner he has of teaching, and sincerely wish him prosperity in the future.”

---

“HUDDERSFIELD.—200 *Pupils*, 1 *Class*.

“*June*, 1886.

“DEAR SIR,

“We, the undersigned, on behalf of the 200 Pupils attending your Class here, are desirous of testifying to the benefits we have received from your instruction, and to the excellent and even wonderful results obtained by your system of taming and breaking horses. This system is humane in its methods, reliable and effective in its results. It is applicable alike to the unbroken colt and to the ill-broken horse; under it the most vicious and nervous horses become tractable. Moreover, there is no difficulty in the application of your system of breaking. Any groom of ordinary patience, after attending your classes, could break a colt. Further, the rules by which you calculate the age of horses, from day of foaling up to thirty years, are sound and correct, and a knowledge of these is of the greatest value to all owners of horses. In conclusion, we have pleasure in saying that we are all thoroughly satisfied, and gratefully offer you our best thanks.

“We remain,

“Yours faithfully, etc.”

---

“Professor GALVAYNE is, without doubt, the most accomplished horse tamer in the world.”—*The American Traveller*.

---

“The arrival in this country of the talented Professor SYDNEY GALVAYNE (of Australia), bids fair to revolutionise the entire system of horse breaking and training which has hitherto been practised in the ‘old country.’”—*The Sporting Life*.

---

“We cordially commend the system, and hope Professor GALVAYNE will gain a large class of patrons, both for his own advantage and in what the late Victor Hugo called ‘the sacred cause of humanity.’”—*The Sportsman*.

---

“There is no question that the system is simple, humane, and absolutely free from cruelty.”—*London Daily Telegraph*.

“Mr. GALVAYNE’S system is entirely opposed to the tedious and often cruel method which has long prevailed in this country.”—*London Daily Telegraph*.

---

“The Professor’s powers as a tamer are of a high order.”—*Referee*.

---

“The system is eminently successful, while it is conclusively proved to the representatives of the Press that neither cruelty nor drugging form part of the plan adopted.”—*European Mail*.

---

“In every town Mr. GALVAYNE has visited, the unanimous opinion of the Press is that his system is unique in its idea, unequalled in its humanity, and unparalleled in its results.”—*Durham Chronicle*.

---

“Professor GALVAYNE has done more, perhaps, than any man to disseminate a true knowledge of the animal and its treatment, and those

---

who have associated themselves with his classes, and attended even one of his lessons, will all the rest of their lives have a better appreciation of the equine nature than they could by any other means obtain.”—*Durham Chronicle*.

---

“NORTH RIDING,” THE NOTORIOUS VICIOUS  
RACE HORSE.

“Professor GALVAYNE, however, with wonderful patience, subjected the horse to his treatment, which is a splendid exhibition of humanity and science combined, and at last was rewarded by getting the animal under control, so that he refused to kick under any circumstances.”—*Sunderland Echo*.

---

“LORD LYON,” THE VICIOUS CLYDESDALE STALLION.

“Lord Lyon is a particularly dangerous brute. He had one eye shot out by his owner to get him off a man he was worrying. At the termination of his second lesson Mr. GALVAYNE had him perfectly obedient to voice and whip—a most remarkable victory of man over the brute creation.”—*Kilmarnock Herald*.

---

“The Duke of Northumberland expressed his entire satisfaction, stating that the success of Mr. GALVAYNE’S system with his mare was marvellous.”—*Alnwick Guardian*.

---

“Professor GALVAYNE’S system, the efficacy of which he undertakes to demonstrate, in the cases of the most nervous of vicious horses, as well as being inexpensive and free from cruelty, is simplicity itself.”—*Yorkshire Post*.

---

“The simplicity, effectiveness, and common sense of all the methods introduced by Mr. GALVAYNE form their great recommendation.”—*Bell’s Life in London*.

---

“In connection with the race for the Derby (1885), we may mention that Professor GALVAYNE drove three of the worst horses he had had under his tuition, and that they went quietly and well.”—*Sportsman*.

---

“The sentences I heard Mr. GALVAYNE utter are so good that they ought to be written on the walls of every stable in the land. Here they are—‘Vicious Men make Vicious Horses,’ and ‘A man should learn to govern himself before he undertakes to govern his horse.’”—*Newcastle Weekly Chronicle*.

---

“The animal handled was a biter, striker, and kicker, the property of N. Clark, Esq., of Beamish Park. *Note*.—She is now driven daily in Mr. GALVAYNE’S buggy, having been presented to him by the owner.”—*Newcastle Journal, 14th Dec.*

---

“The celebrated steeplechase Mare ‘Killarney,’ late the property of Mr. Leonard Aspinall, now belonging to R. Sugden, Esq., supposed to be unbreakable to harness, was put into harness, and went quietly after only one lesson, and is being driven daily.”—*Huddersfield Chronicle*.

---

#### “VICIOUS UNBREAKABLE SEVEN-YEAR OLD MARE.

“After a lecture most forcible and interesting, during which Mr. GALVAYNE exposed many absurd ideas that had up till now been considered infallible, he proceeded to show how completely his system was the system of the future, in that by simple means readily used, humane to a degree, and not exhaustive, the most vicious of horses can be rendered as tractable as it is possible for any animal to be. The success which attended his experiments with the animal above-mentioned was wonderful, and the Professor was heartily applauded, and presented with a testimonial.”—*Home News*.

---

“TAMING A SAVAGE COLT AT EARLSTON.

“Look out; he is a perfect savage,’ was the message sent with a three-year-old colt. ‘He has already broken three of his owner’s ribs,’ &c. On entering the ring he walked on his hind legs and fought like a man with his fore feet, but in a half-hour he stood quietly to be groomed and the harness put on, and was ridden home by the owner’s servant.”—*Kelso Mail*.

---

“KICKING BLOOD MARE, THE PROPERTY OF THE EARL OF GALLOWAY.

“The result of your system was wonderful on my chestnut mare, as, previously to your taking her in hand, we could not induce her to keep even the harness on; now she is and remains perfectly quiet in harness.”

---

“PORTMACLURG, SCOTLAND.

“I find your method of breaking perfect. I tried it also on a jibbing horse, and found it answer perfectly. Your system for haltering colts could not be better—Yours truly, JOHN CALLENDER.”

---

“DURHAM.

“I put an unbroken colt through on Thursday, and rode him into Durham on the Saturday. After keeping him in for a month, he was put out to grass for four months. I then put him into harness, and drove him, after only three lessons, to Coxhoe. He is as quiet as a lamb—a child could drive him. The only bit I used was a plain snaffle, and he has a capital mouth.—Yours faithfully, H. J. FORD.”

---

“NEW SILKSWORTH.

“The grey mare (blood) you handled for me works in all harness perfectly quiet. (A kicker purchased for £5, cost seller £75). I broke-in a three-year-old colt with a bad character on your system in four lessons, and she is as quiet as a sheep in all harness.—ANTHONY WATSON.”

---

“KILMARNOCK.

“I thoroughly approve of Mr. GALVAYNE’S method of breaking horses, and would as freely have paid £10 10s. as £2 2s. for the information I got from him. I would strongly advise every person who has anything to do with horses, or who drive, to join. His mode is very simple, and most effective.—Yours sincerely, J. HARLING TURNER.”

---

“BARGLASS, WIGTOWNSHIRE.

“I have tried your system on six young horses, and have been most successful in each case. I also cured a nervous runaway horse, but I always drive him with your humane twitch on.—Yours truly, JAMES CHRISTISON.”

---

“STOCKTON-ON-TEES.

“I am glad to inform you that your system of horse training is becoming general in this district. I have broken several, and intend to break one in the morning. I have also got a kicker to go quiet, so that it can be driven by a lad.—WM. BURTON, District Surveyor.”

---

“LOFTUS HILL, SEDBERGH, YORKSHIRE.

“I find your system most effectual when properly carried out. I have had two most vicious kicking mares under your treatment, and have made them both thoroughly quiet in three lessons each, of one hour and half to each lesson. I have been a *horse breaker for thirty years*, but find your system infinitely better than any I have tried before.—I am, Dear Sir, yours very faithfully, SAMUEL HARPER.”

N.B.—Mr. HARPER had only *one* lesson at Kendal.

---

UNDER THE PATRONAGE OF  
HER MAJESTY THE QUEEN,

BALMORAL CASTLE, 3<sup>D</sup> SEPTEMBER, 1887.

---

Mr. GALVAYNE *has the honour to number amongst his Patrons :—*

H.R.H. PRINCE HENRY OF BATTENBERG.  
 H.R.H. PRINCESS BEATRICE.  
 H.R.H. PRINCESS IRENE OF HESSE.  
 H.R.H. PRINCESS ALICE OF HESSE.  
 HIS GRACE THE DUKE OF WESTMINSTER, K.G.  
 HIS GRACE THE DUKE OF MANCHESTER, K.P., AND HIS DAUGHTERS.  
 HER GRACE THE DUCHESS OF HAMILTON AND LADY ALICE MONTAGUE.  
 HIS GRACE THE DUKE OF NORTHUMBERLAND, K.G.  
 THE RIGHT HON. MARQUIS OF NORMANBY, LATE GOVERNOR OF VICTORIA.  
 THE RIGHT HON. MARQUIS TALON.  
 THE RIGHT HON. MARQUIS OF WORCESTER.  
 THE RIGHT HON. EARL ROSEBERY.  
 THE RIGHT HON. EARL CADOGAN.  
 THE RIGHT HON. EARL OF GALLOWAY.  
 THE RIGHT HON. EARL OF STAIR.  
 THE RIGHT HON. EARL PERCY.  
 THE RIGHT HON. EARL DURHAM.  
 VISCOUNT BURY, M.P.  
 LORD FITZHARDINGE.  
 LORD CALTHORPE.  
 LORD MIDDLETON.  
 LADY MIDDLETON.



---

LORD PERCY, M.P.  
LADY PERCY.  
LORD ALFRED PAGET.  
LORD WARKWORTH.  
LORD ROYSTON.  
LORD JUSTICE HAWKINS.  
LORD COMBERMERE.  
LORD ARTHUR GROSVENOR.  
LORD KENYON.  
LADY G. MILLICENT PALMER.  
LORD BRIDPORT, *Lord in Attendance on Her Majesty.*  
SIR HENRY PONSONBY, K.C.B., H.M. PRIVATE SECRETARY.  
SIR JAMES F. GARRICK, Q.C., AGENT-GENERAL FOR QUEENSLAND.  
MAJOR-GENERAL MASON.  
MAJOR STEWART.  
MAJOR C. CUNNINGHAM.  
ROBERT CHAPMAN, ESQ.  
CAPTAIN H. A. ARMITAGE.  
REV. CANON NEWTON.  
HON. G. ORMSBY GORE.  
HON. W. VIVIAN.  
CHARLES PERKINS, ESQ., KIRBY HALL.  
COUNTESS DOWAGER OF MORTON.  
A. W. BROWNE, ESQ., CALLABY CASTLE.  
J. T. WHARTON, ESQ., SKELTON CASTLE.  
HON. CLAUDE VIVIAN.  
PRINCIPAL M'CALL, F.R.C.V.S.  
PROFESSOR A. ROBINSON, V.S.  
MAJOR-GENERAL THE HON. A. STEWART.  
HON. G. LOWTHER.  
HON. F. W. LAMBTON.  
HON. C. LAMBTON.  
LORD LIONEL CECIL.  
LORD ARTHUR CECIL.  
LORD HENRY PHIPPS.  
HON. W. PERCY DRUMMOND.  
BARON SCHRODER.

---

HON. CECIL PARKER.  
HON. T. L. F. WILLOUGHBY.  
GENERAL SIR BEECHAM WALKER.  
GENERAL SIR CHARLES TYRWHITT.  
SIR ARTHUR BLYTHE, AGENT-GENERAL FOR SOUTH  
AUSTRALIA.  
SIR THOS. BARRETT LENNARD.  
SIR SAMUEL WILSON.  
SIR JOSEPH WHITWELL PEASE, M.P.  
SIR MATTHEW WOOD, BART.  
LIEUT.-COL. W. M. ANGUS.  
R. S. DONKIN, ESQ., M.P.  
MAJOR ALLFREE.  
CAPTAIN E. M. FLINT.  
MAJOR Y. G. LLOYD-GREAME.  
A. PEASE, M.P.  
CAPTAIN G. WALKER.  
CAPTAIN E. S. V. MURPHY.  
CAPTAIN W. H. FIFE.  
H. F. PEASE, M.P.  
COL. D. R. WILLIAMSON OF LAWERS.  
LIEUT.-COL. T. H. WAITES.  
CAPTAIN A. DURAND.  
CAPTAIN T. E. ALLISON.  
CAPTAIN A. M. BAGOT.  
CAPTAIN W. TOMLINSON.  
CAPTAIN W. CAMERON.  
CAPTAIN D. G. IRVINE.  
CAPTAIN BURTON.  
COLONEL W. F. PICTON.  
DR. PROFFIT, H.M. COMMISSIONER, BALMORAL CASTLE.  
MAJOR E. VAUX.  
COLONEL W. H. ALLISON.  
COLONEL J. J. ALLISON.  
CAPTAIN R. G. STRANGE.  
CAPTAIN A. E. BURDON.  
C. J. CUNNINGHAM, ESQ.  
MAJOR GOUGH.

---

MAJOR BIGGE, C.B., *Equerry to H.M. the Queen.*

COLONEL BUCHANAN, M.F.H.

PRINCIPAL WILLIAMS, F.R.C.V.S.

COLONEL J. ANSTRUTHER THOMSON, M.F.H.

SIR THOMAS ERSKINE.

JAMES GILMOUR OF MONTRAVE.

CAPTAIN E. PARK YATES, M.F.H.

MAJOR HOGG.

COLONEL W. AGG.

COLONEL C. E. STACK.

C. W. BELL, M.F.H.


CAPTAIN VERSCHOYLE.

CAPTAIN PEATE.

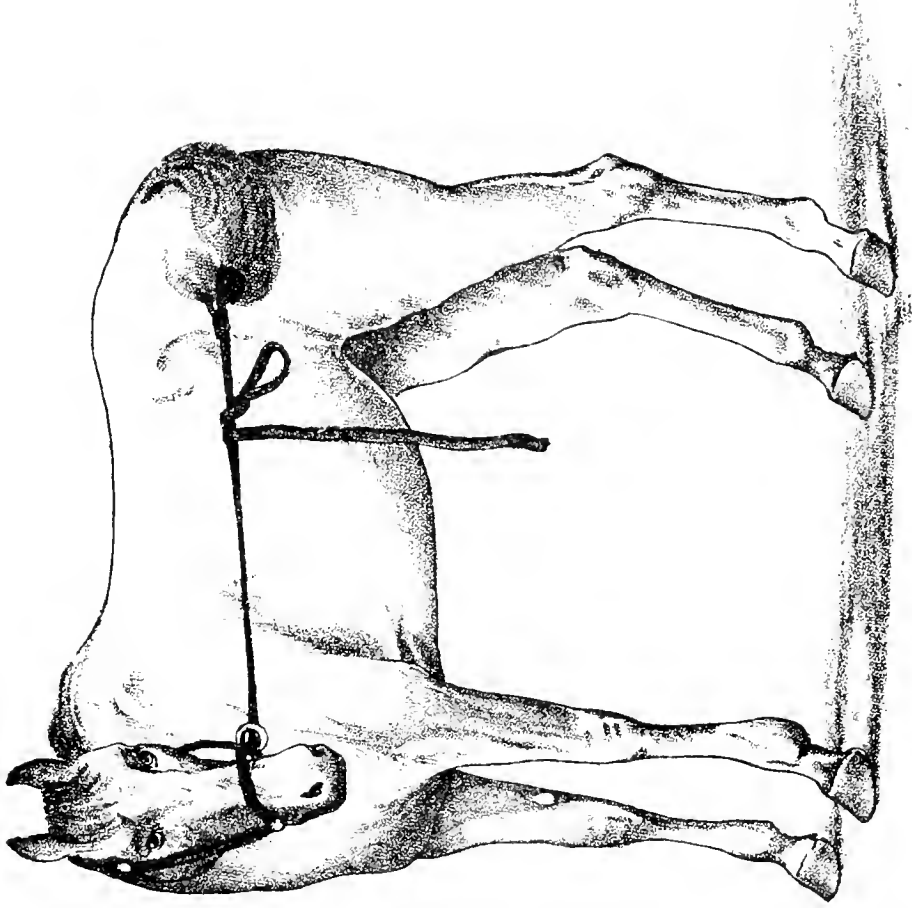
ALSO,—

SOCIETIES FOR PREVENTION OF CRUELTY TO ANIMALS, IN  
AUSTRALIA, ENGLAND, AND SCOTLAND.

THE END.

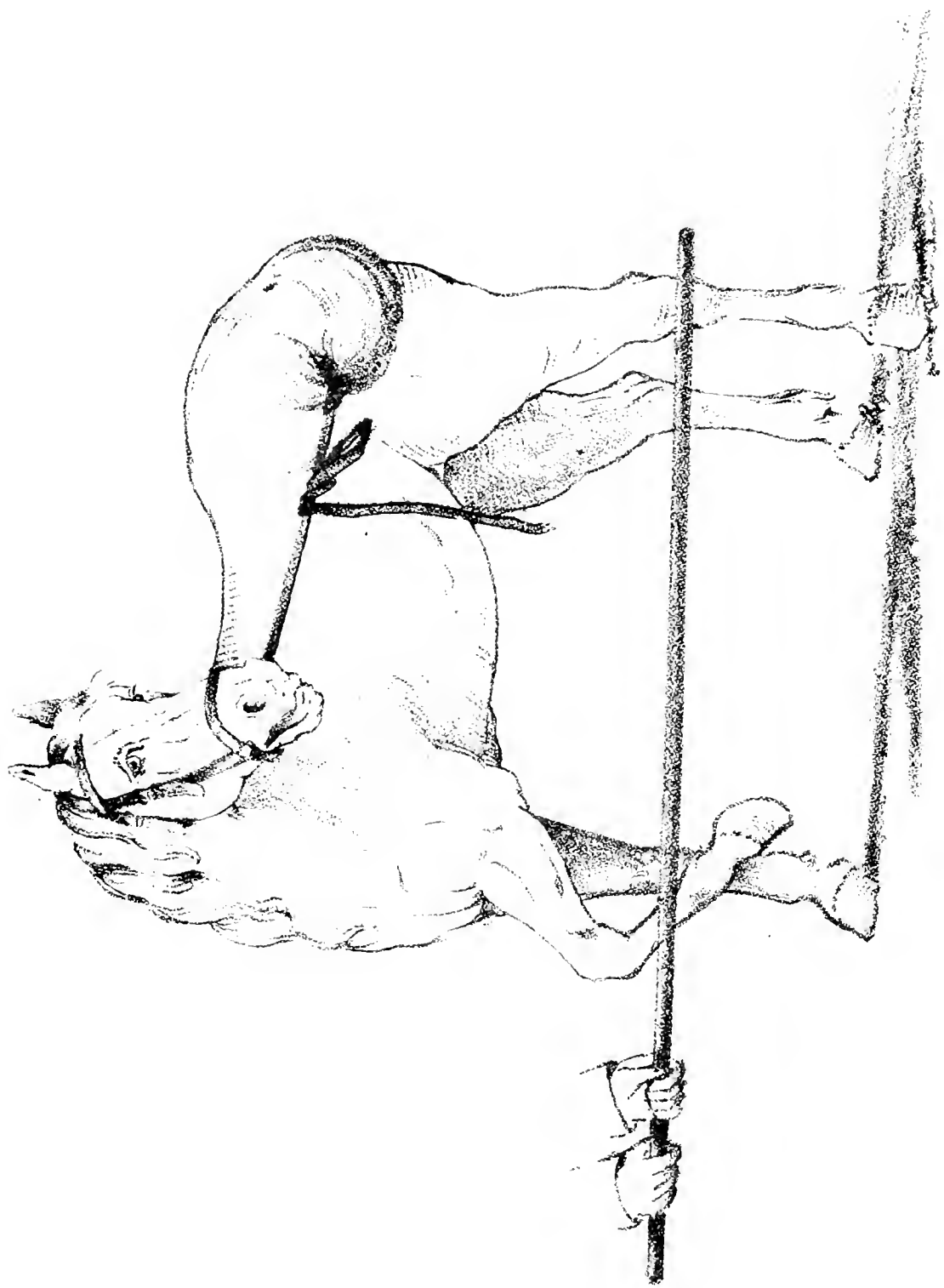






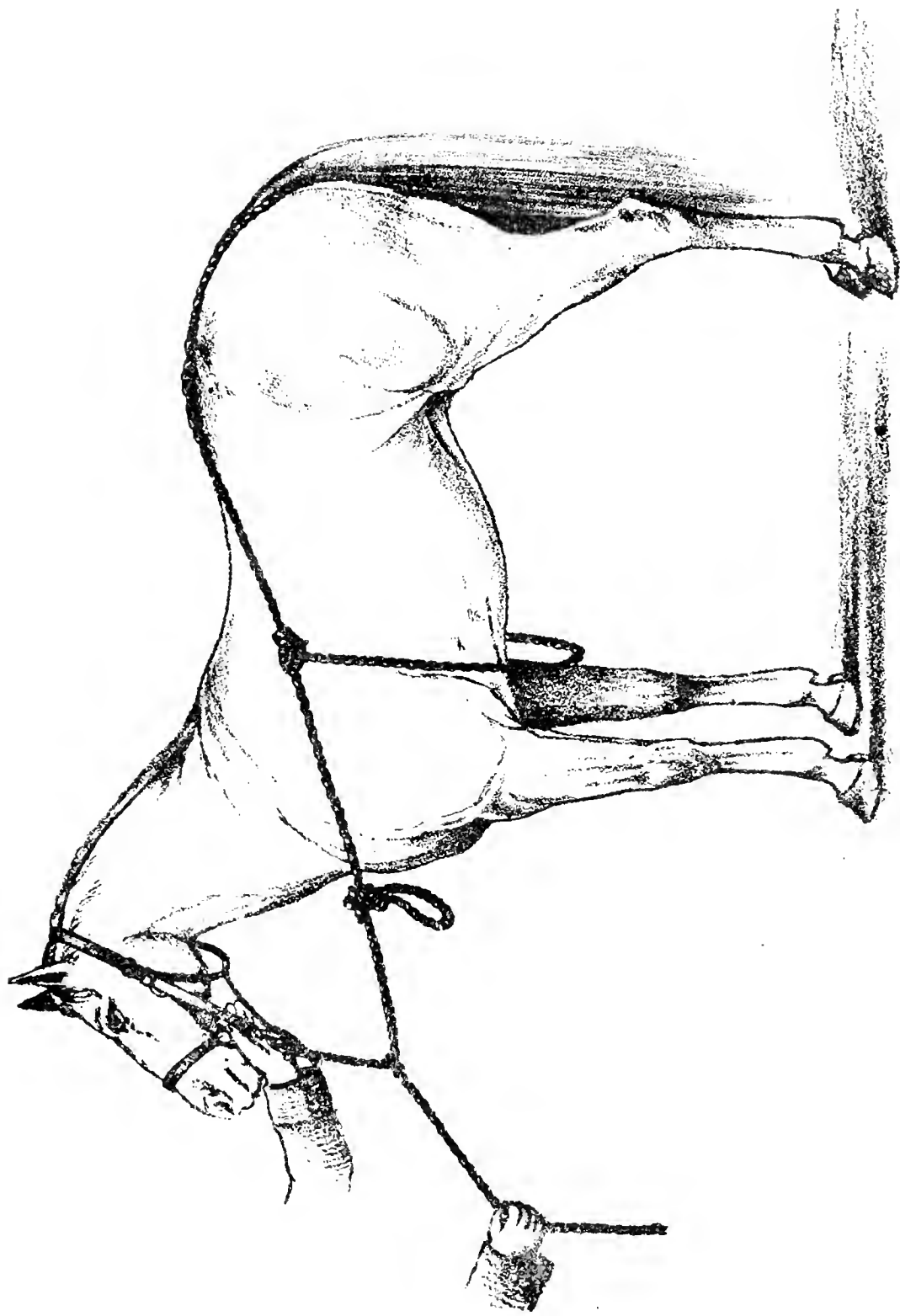
COLT BEING "GALVAYNED."





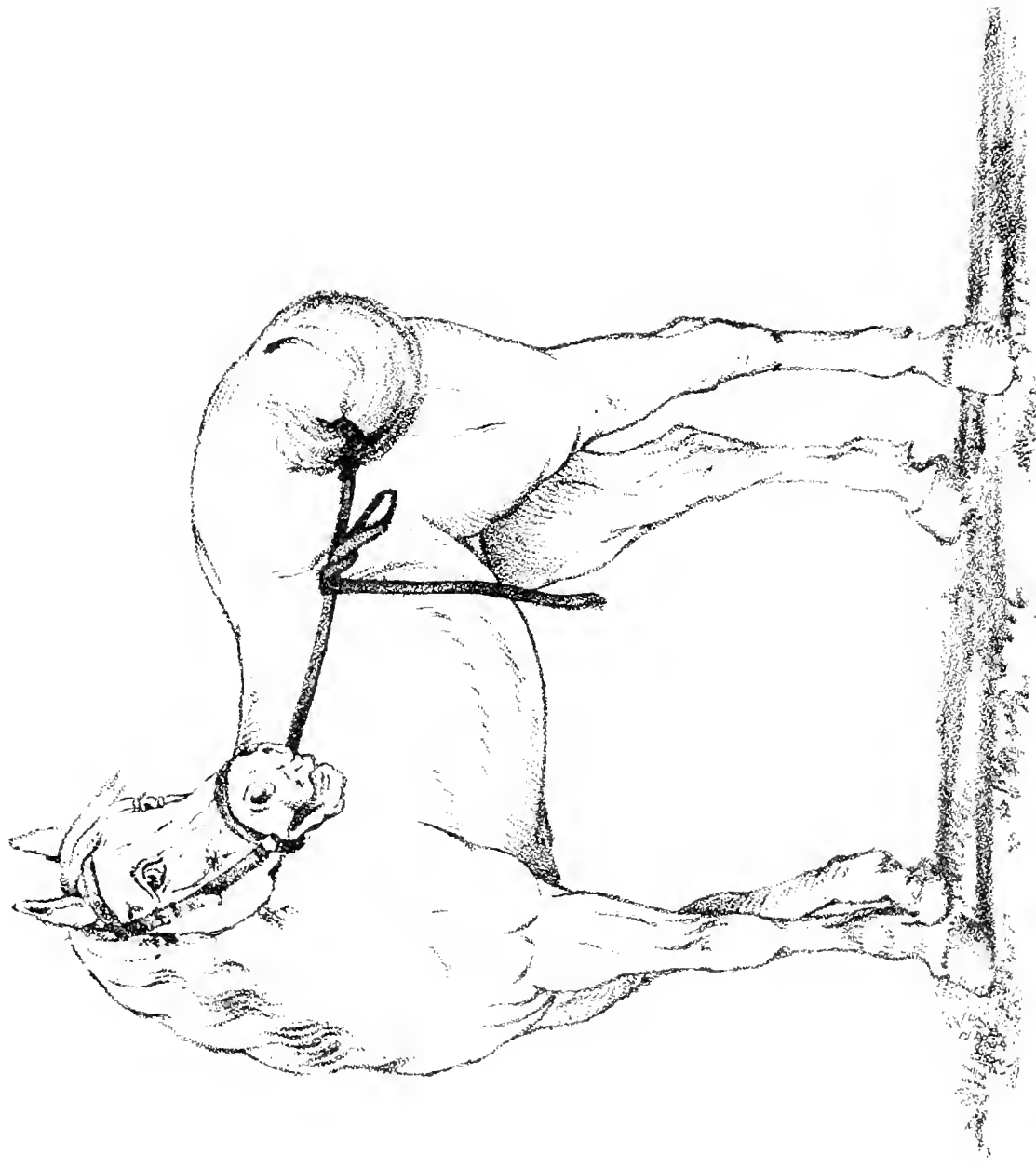




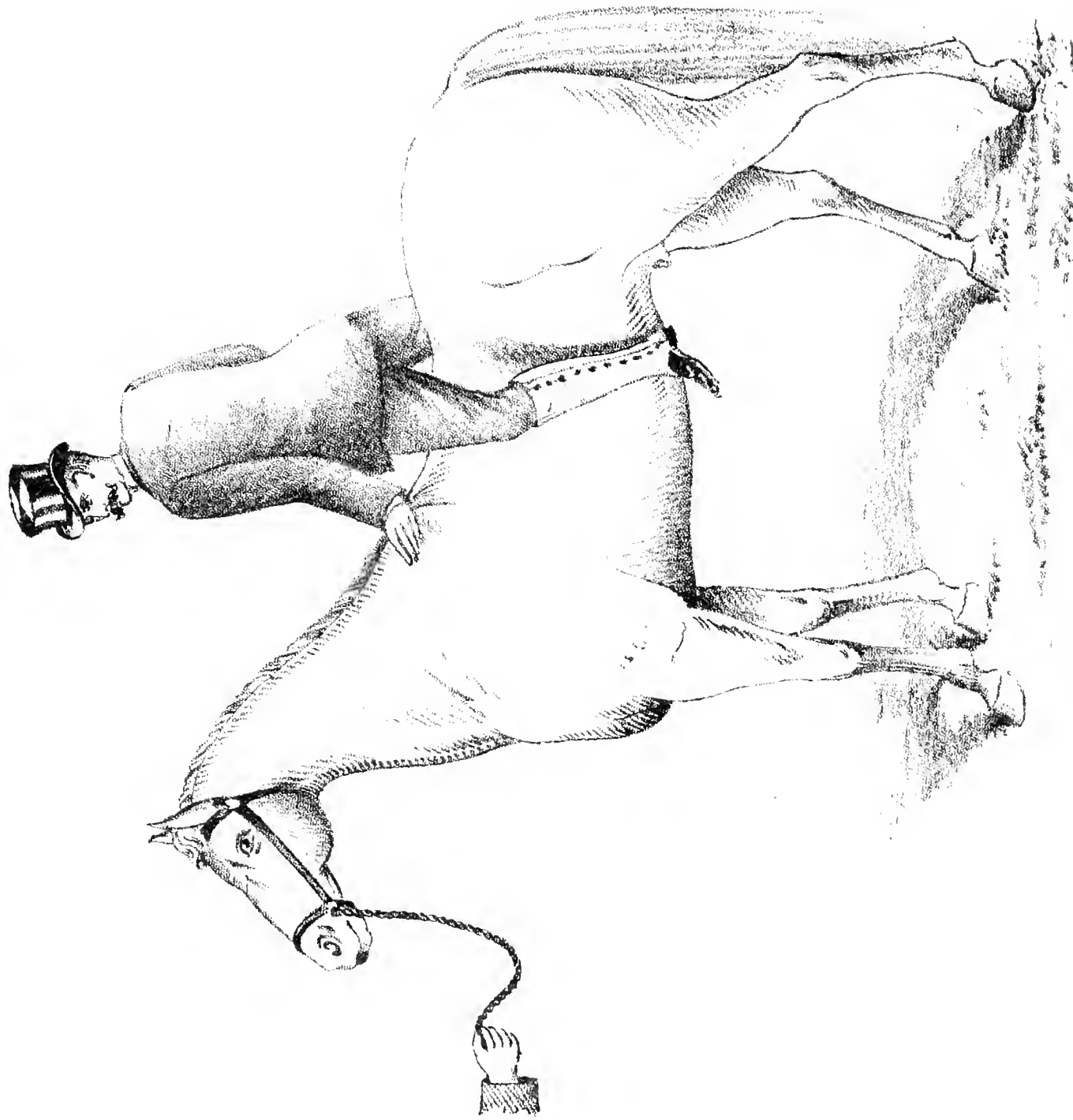


SHOWING COLT WITH HAIR ROPE ON FOR PURPOSE OF TEACHING TO LEAD.








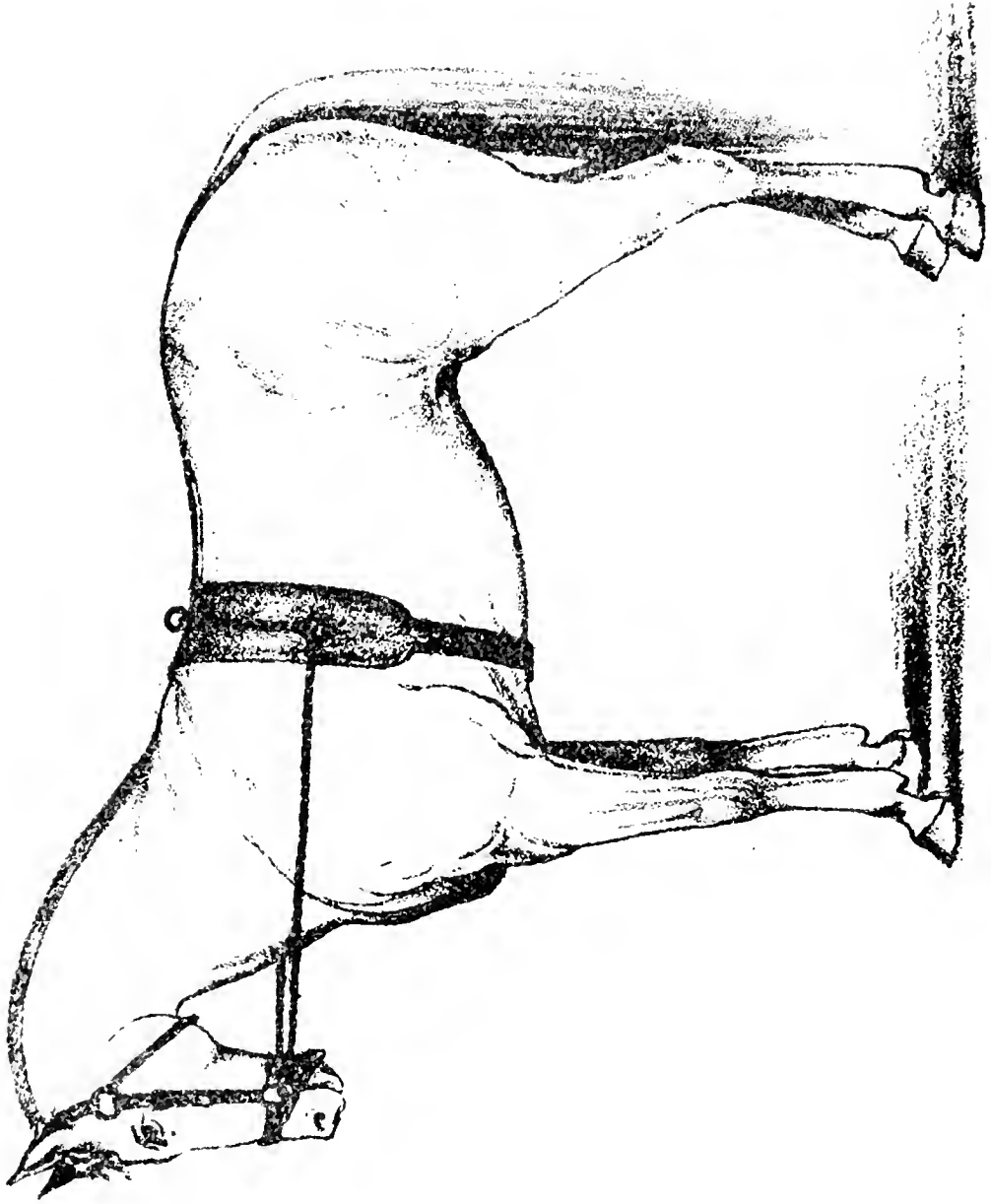












---

smith, and knows more than anyone else how it ought to be done. Yet horses are lamed and crippled daily by the bad shoeing of careless and ignorant smiths. The navicular disease, as I have before said, has been on the increase for years past in this country, and "contraction" is more prevalent now than it ever was. To prove this, examine a horse's foot at fifteen years of age, and another's that has *never been shod*. Yet *all* the smiths are clever (?)—at least, they say they are so *themselves*. (Mind you, reader, I don't mean the smiths of Great Britain; it's the Australian shoe-smiths I refer to.)

I have had something to do with smiths in both countries, and there is nae sae muckle difference between them. That is my first verdict; but if there is any, it is certainly to the credit of the *home smith*—*he*, as a rule, will do what he is told, even if it is against his own belief; but the Australian smith won't—*he'll* do it as he likes, and he tells you so; and as you do not, as a rule, carry a forge in your saddle valise, you have to put up with what you get, and go away thankful that it's not worse. During all my travelling in Scotland, there was only one smith who deliberately acted in opposition to my orders, and when he came to be paid, I was so vexed, *he got it*. There was no change given; he had had enough of my custom, he said. We never saw each other after, but my little mare "Butterfly," that had never been lame in her

life, couldn't put her foot to the ground. I had to crawl along at about four miles an hour. I was sorry for the poor little thing, but I couldn't get another to take her place. I pulled up at the tent exactly at the class time, instead of being there some hours before it.

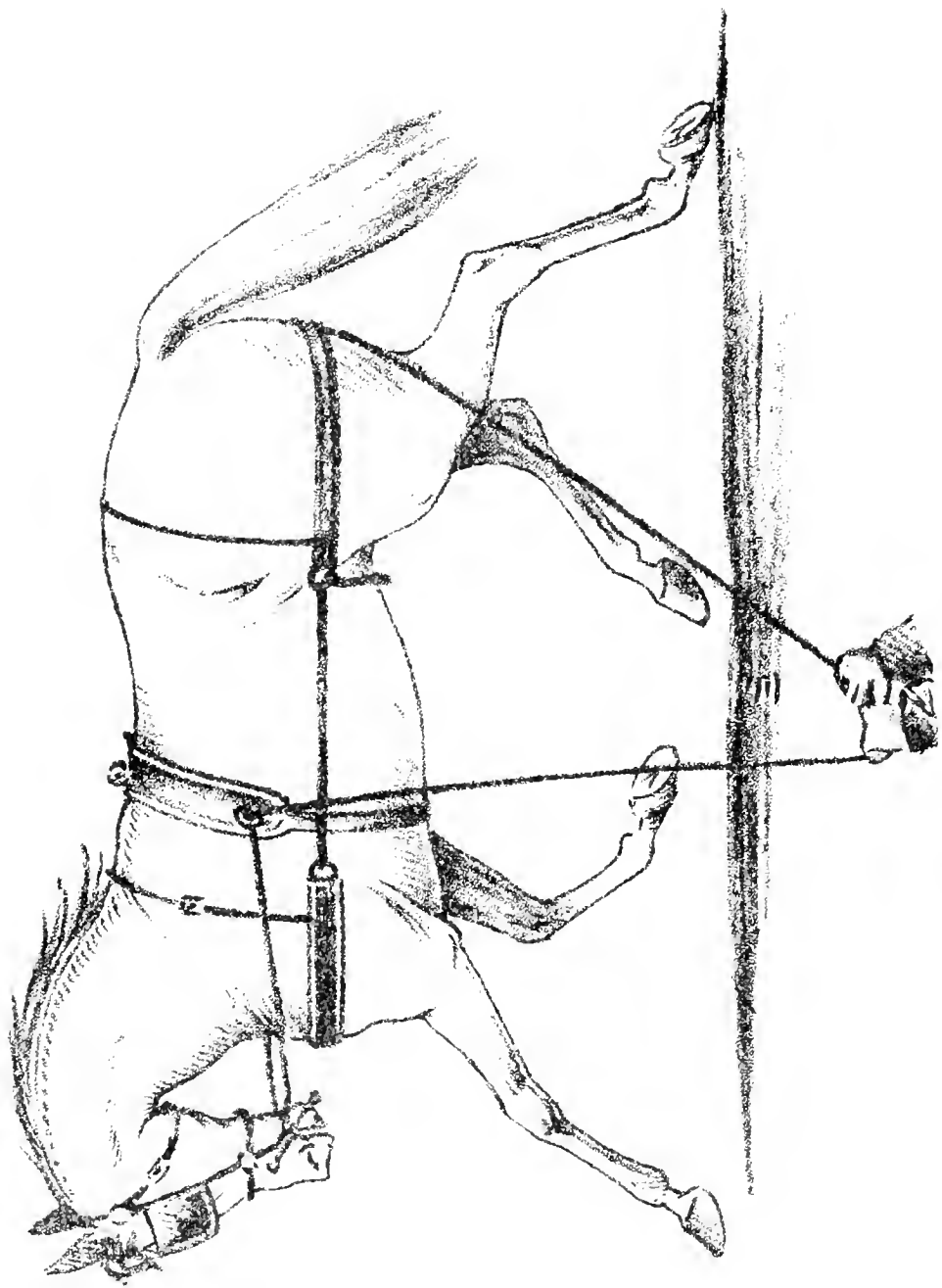
The feet are always an object of particular attention with every horseman. I always make it a standing rule that the *walls* and *soles* of each foot shall be *washed clean* before the animal is stabled; then there is no excuse for passing a stone or nail in a foot—a thing that may occur at any moment.

Every morning the feet should be carefully examined with a pick; the clenches of the nails looked to; the position of the shoe, if moved; also for broken nails, and the condition of the shoes generally.

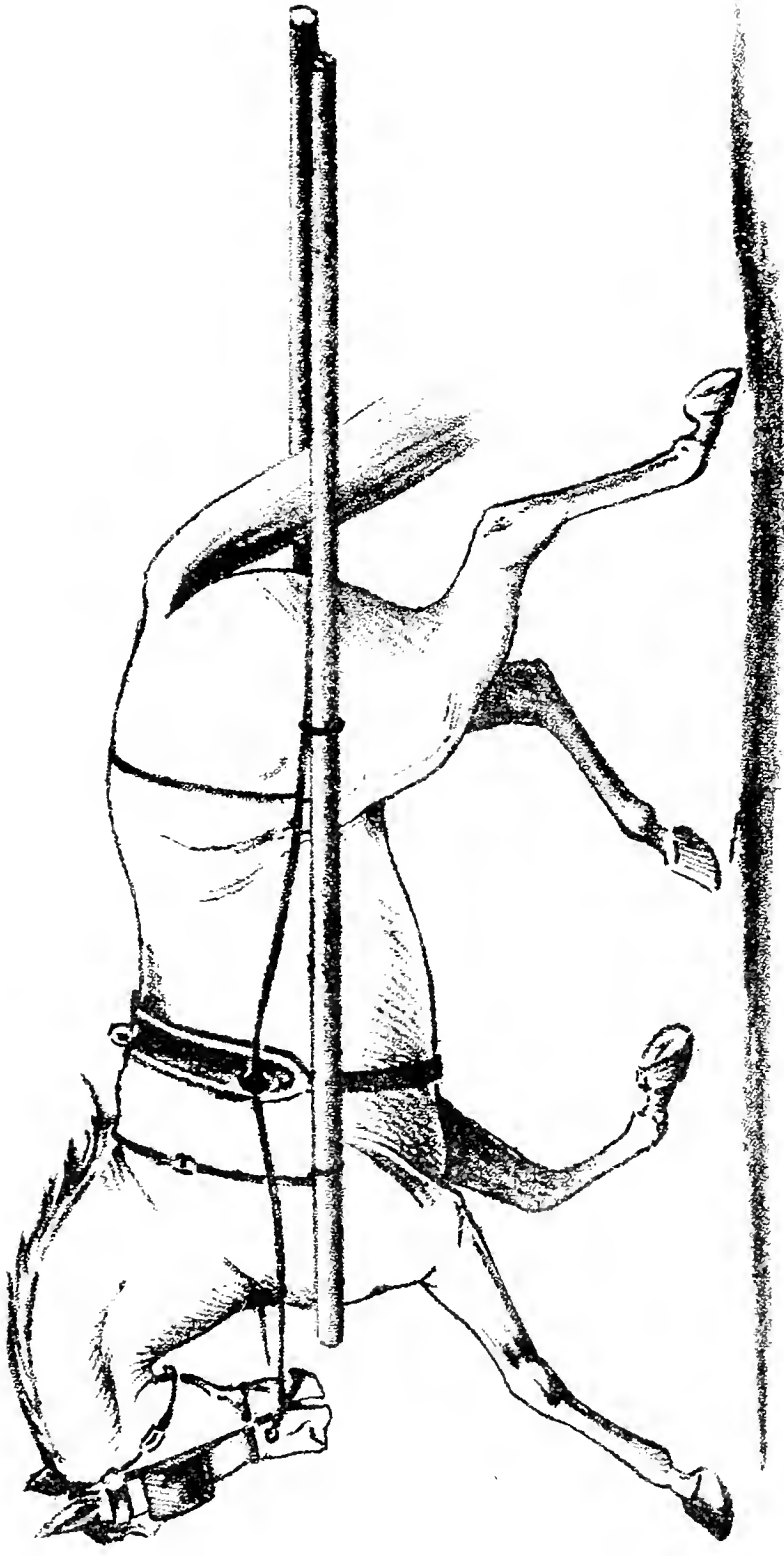
Three weeks is usually quite long enough to keep the shoes on.

Now the question arises in a thinking horseman's mind what causes the necessity for shoeing, and what are the benefits that arise from it? I will answer the first question by stating that many people have said, and say now, that it is not necessary to shoe a horse if he never has been shod, but I say there is a necessity, under certain circumstances. Take a horse in its wild state, and there is no necessity at all; yet he gallops over hills and rocks without impairing his feet in any way, in fact he improves them by wearing



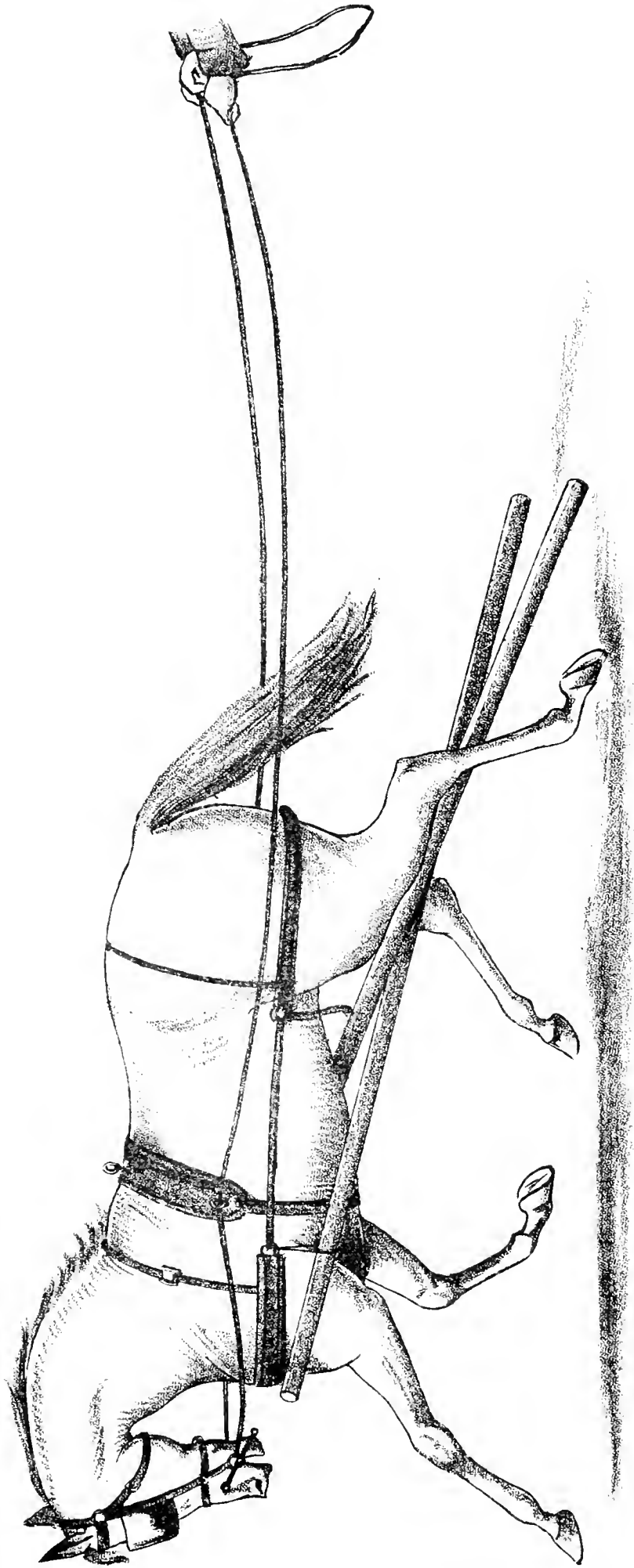




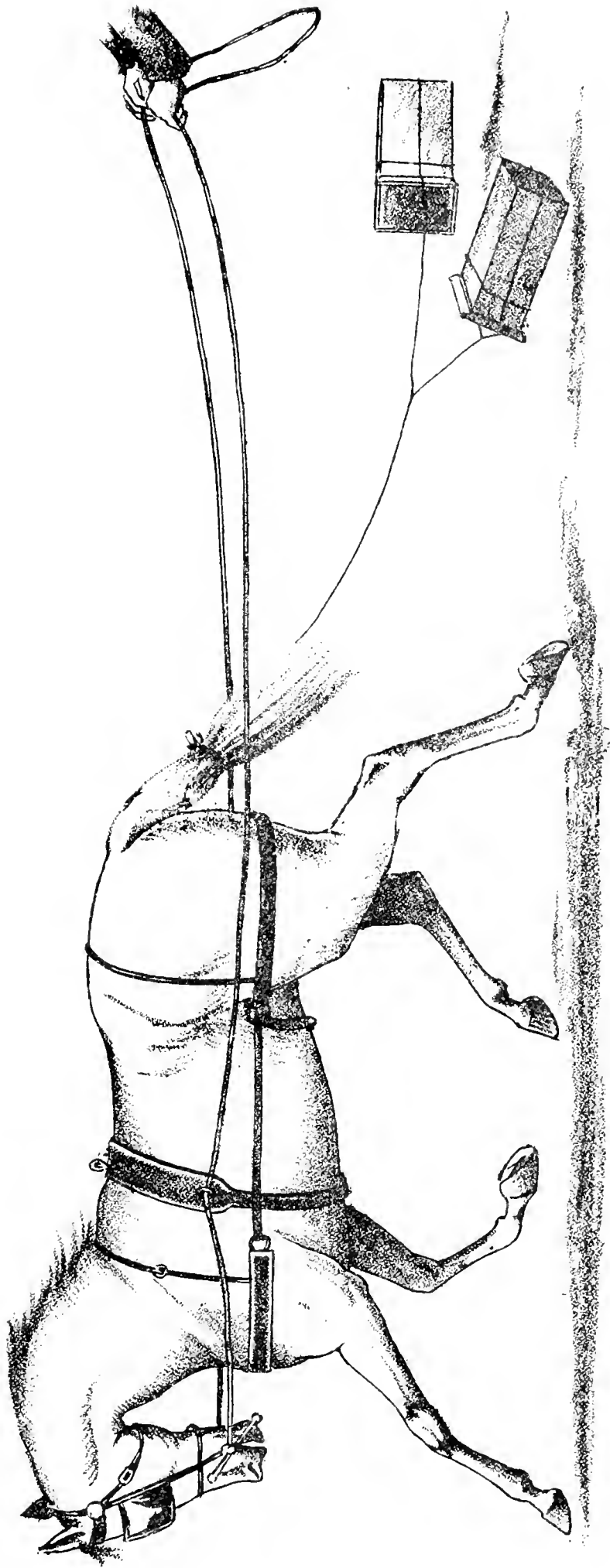




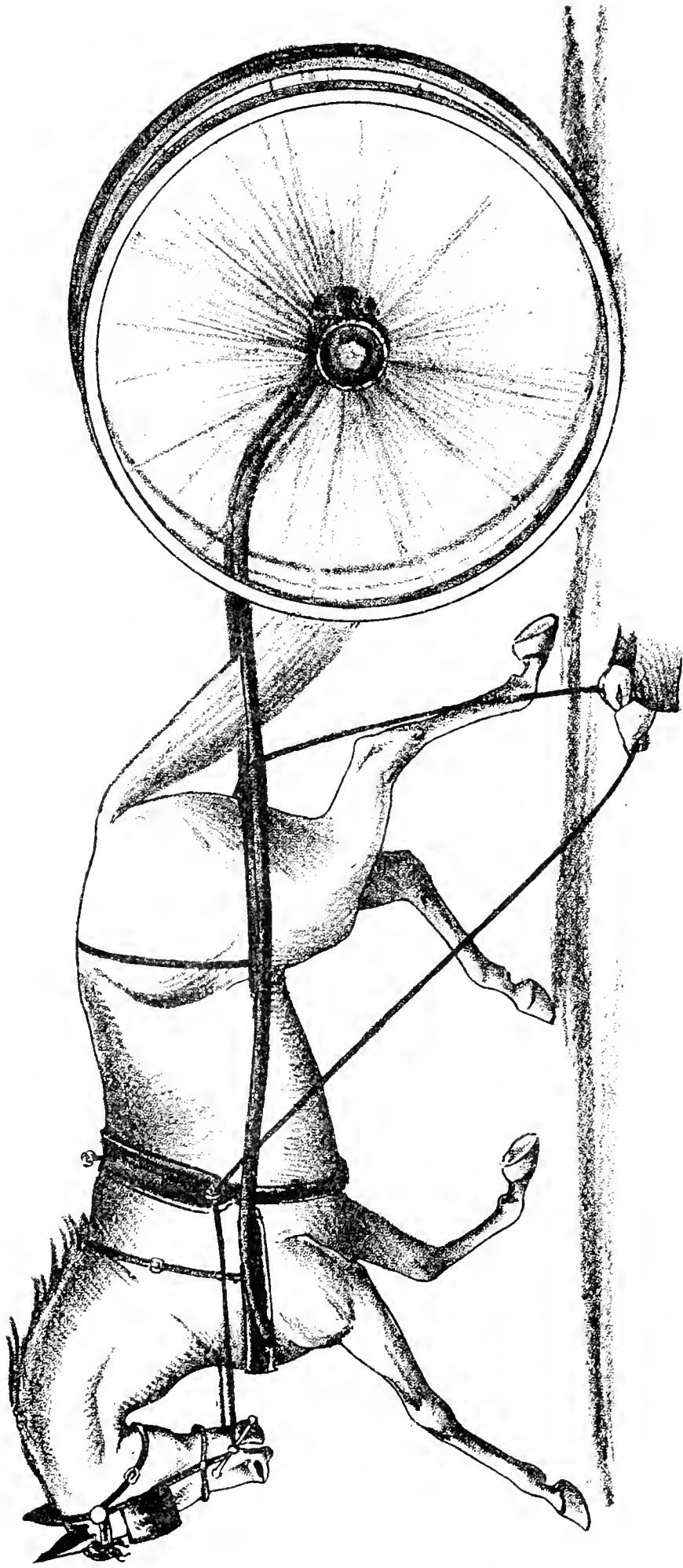













COLT IN TRAP FIRST TIME BEING DRIVEN FROM THE CENTRE OF RING.






THE VICIOUS HORSE "NORTH RIDING WITH N° 2 TWITCH ON PREPARATORY TO BEING GROOMED.

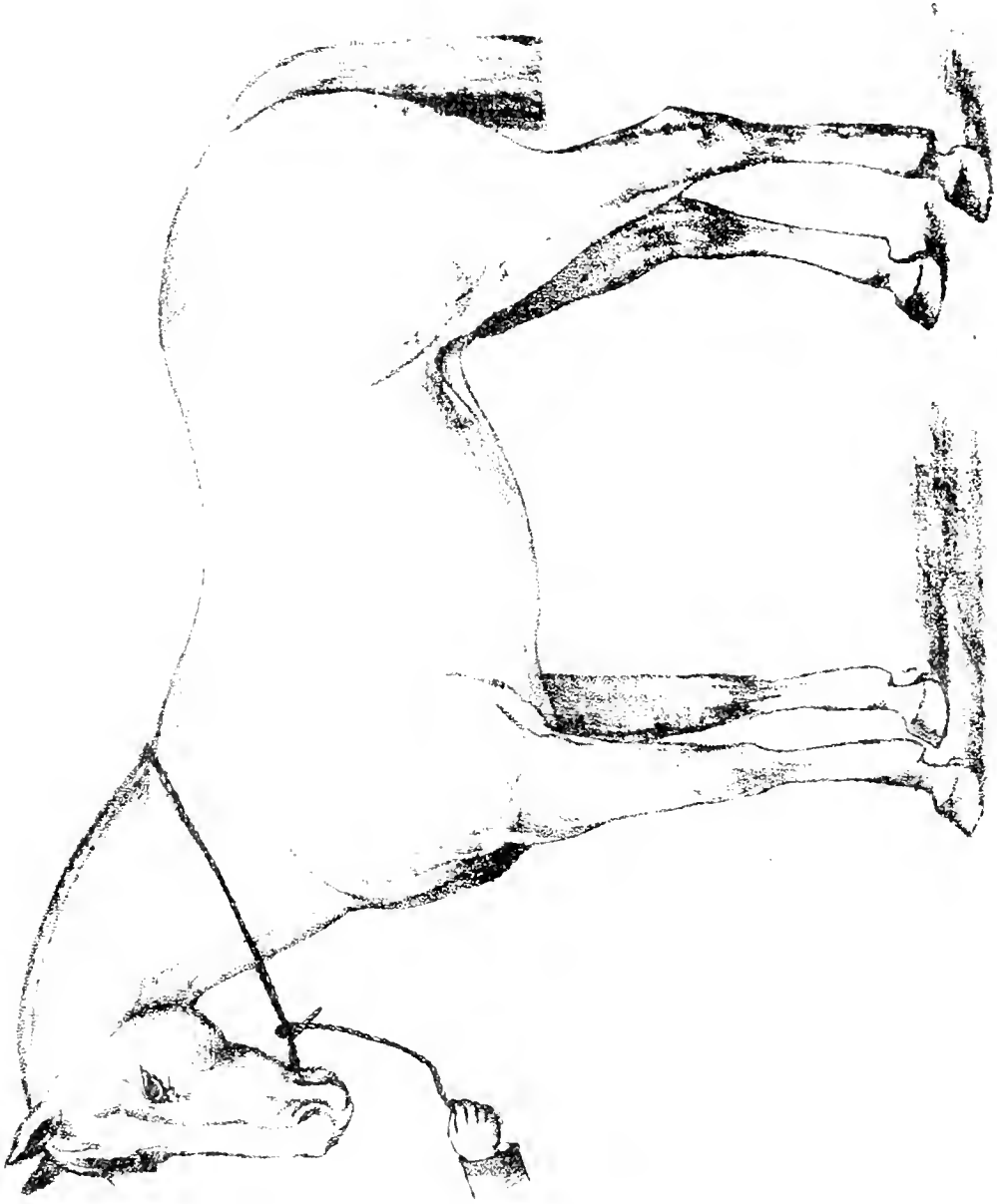




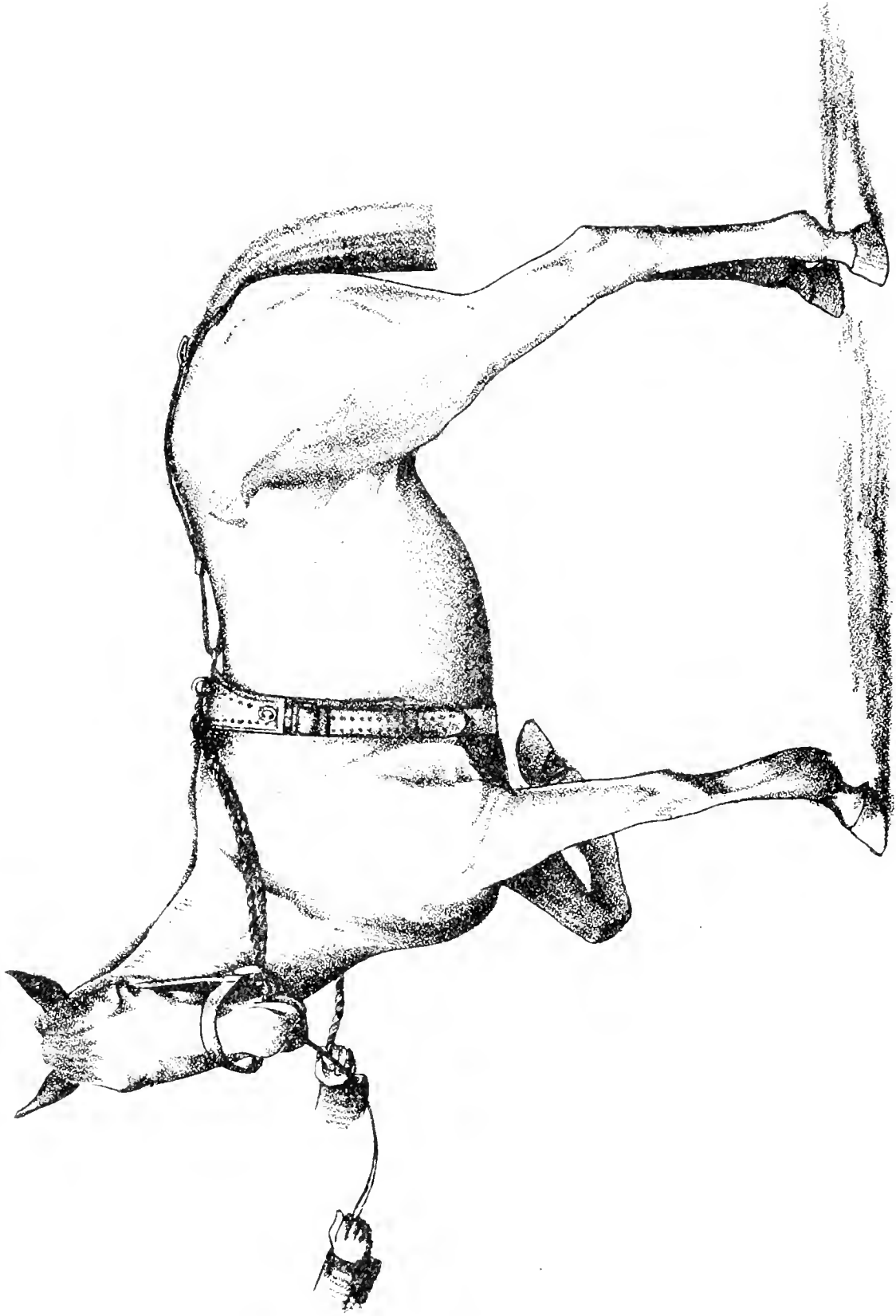


Nº 2 TWITCH OFF



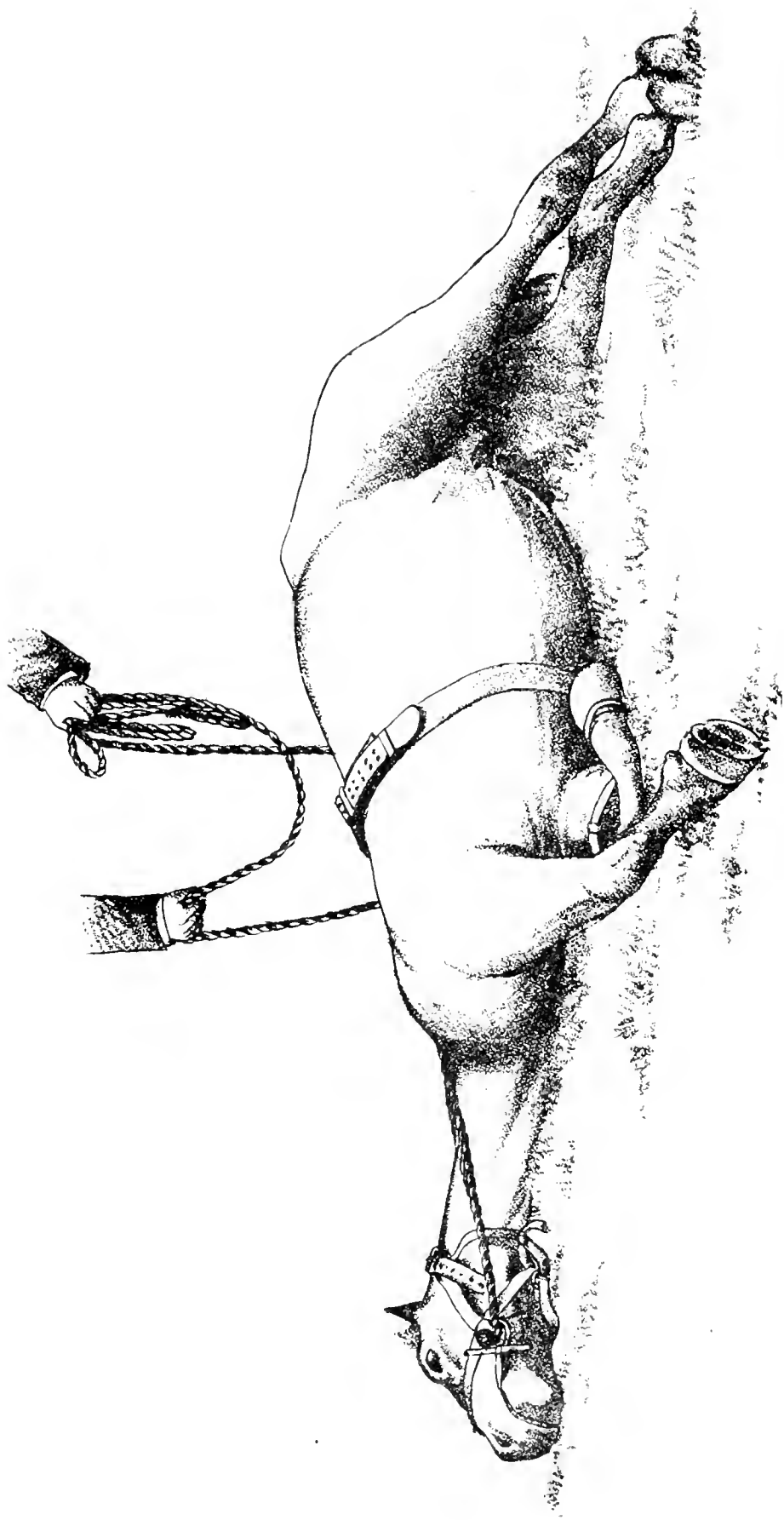






HORSE READY TO THROW.

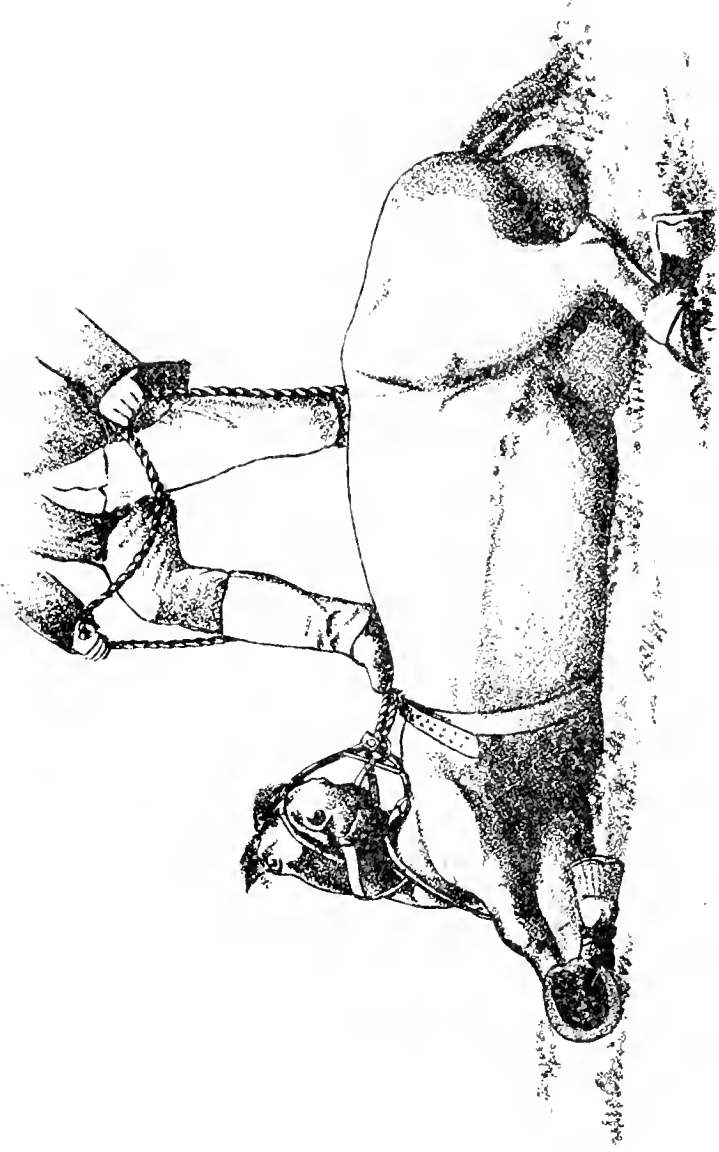




HORSE THROWN.








PULLING A HORSE'S HEAD ROUND TO KEEP HIM DOWN.





SHOWING HOW TO TIE A HORSE.



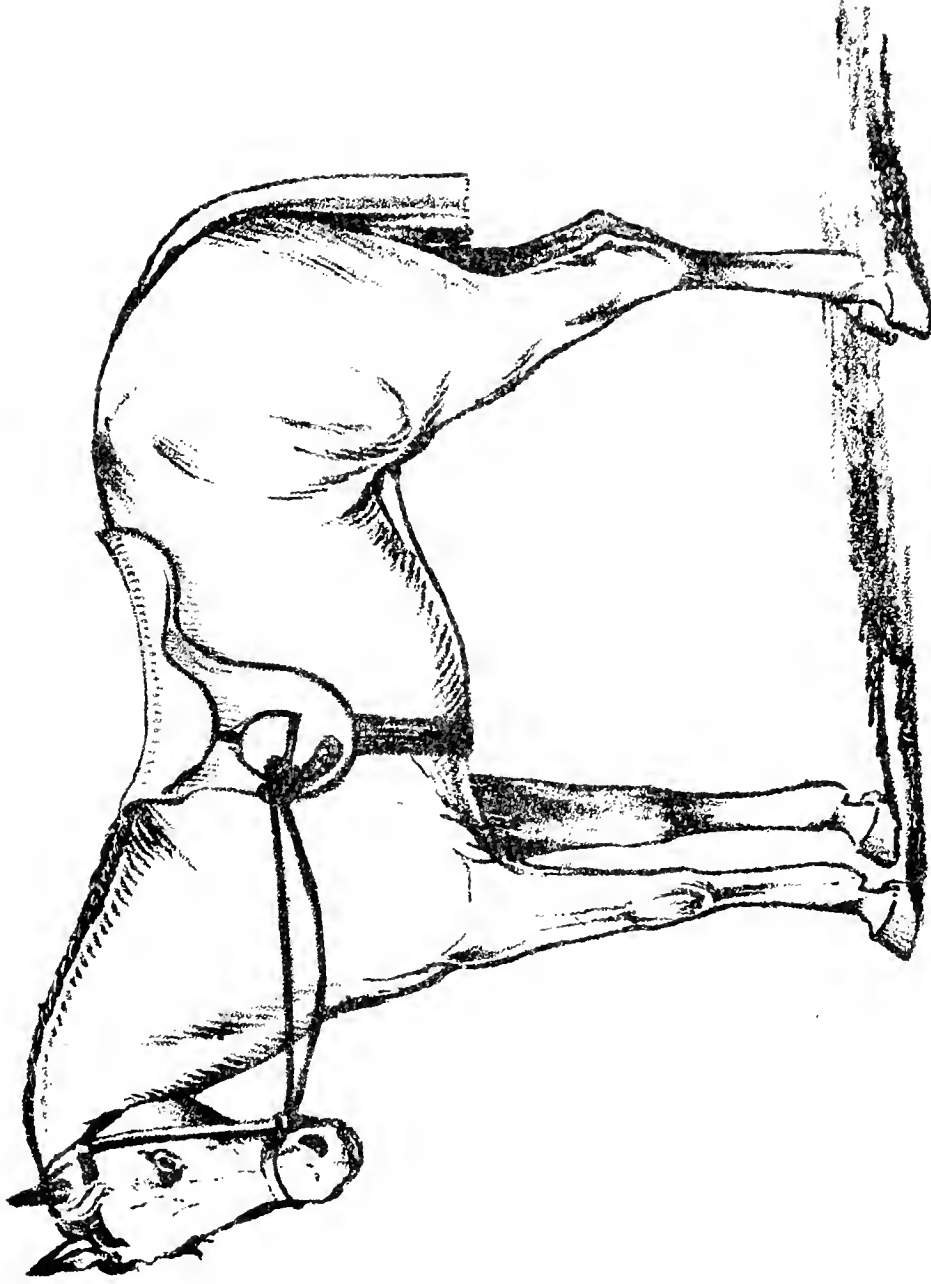


PLATE 18.

SHOWING HORSE TIED IN SADDLE SO THAT HE CANNOT RUN AWAY.



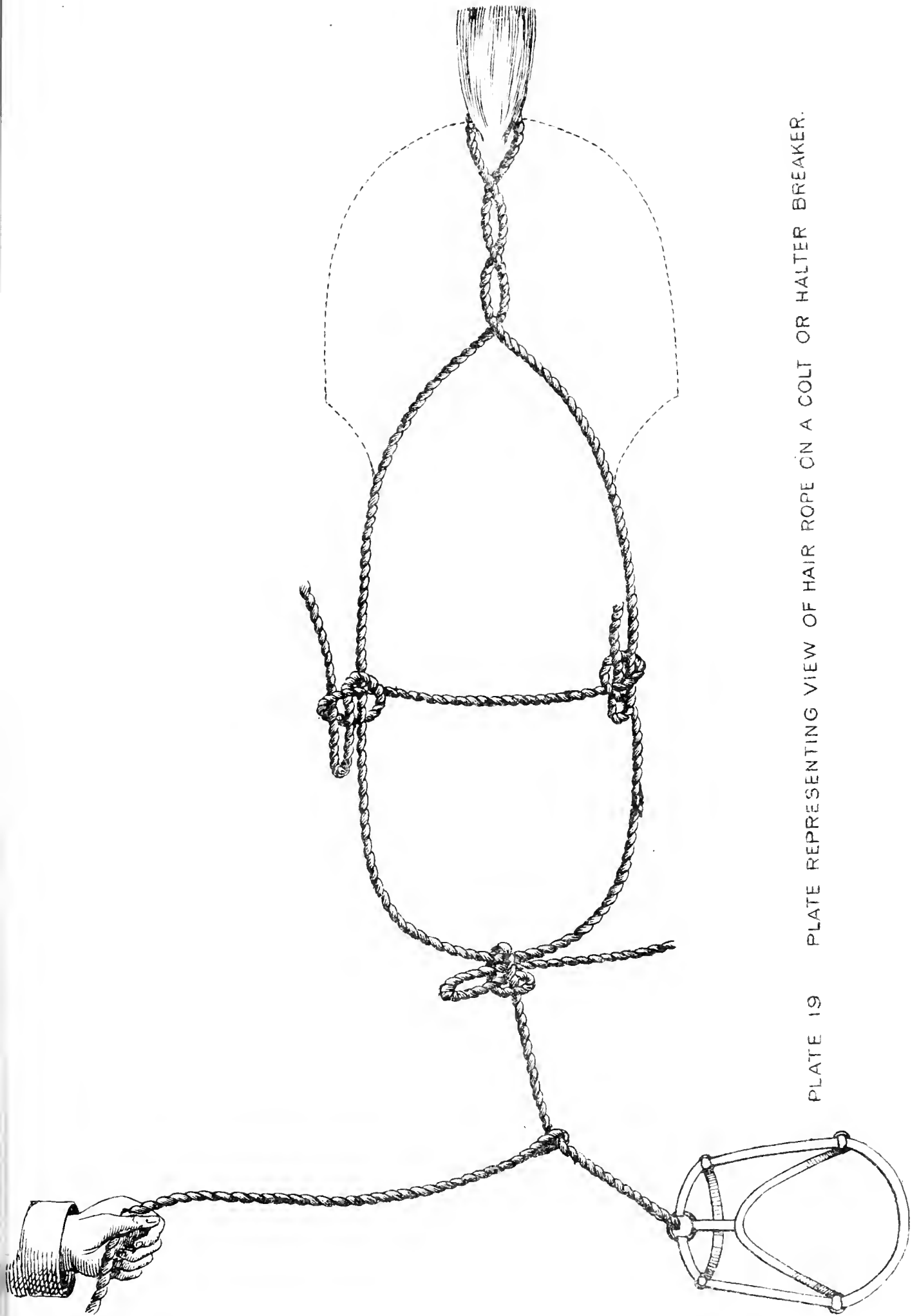



PLATE 19 PLATE REPRESENTING VIEW OF HAIR ROPE ON A COLT OR HALTER BREAKER.

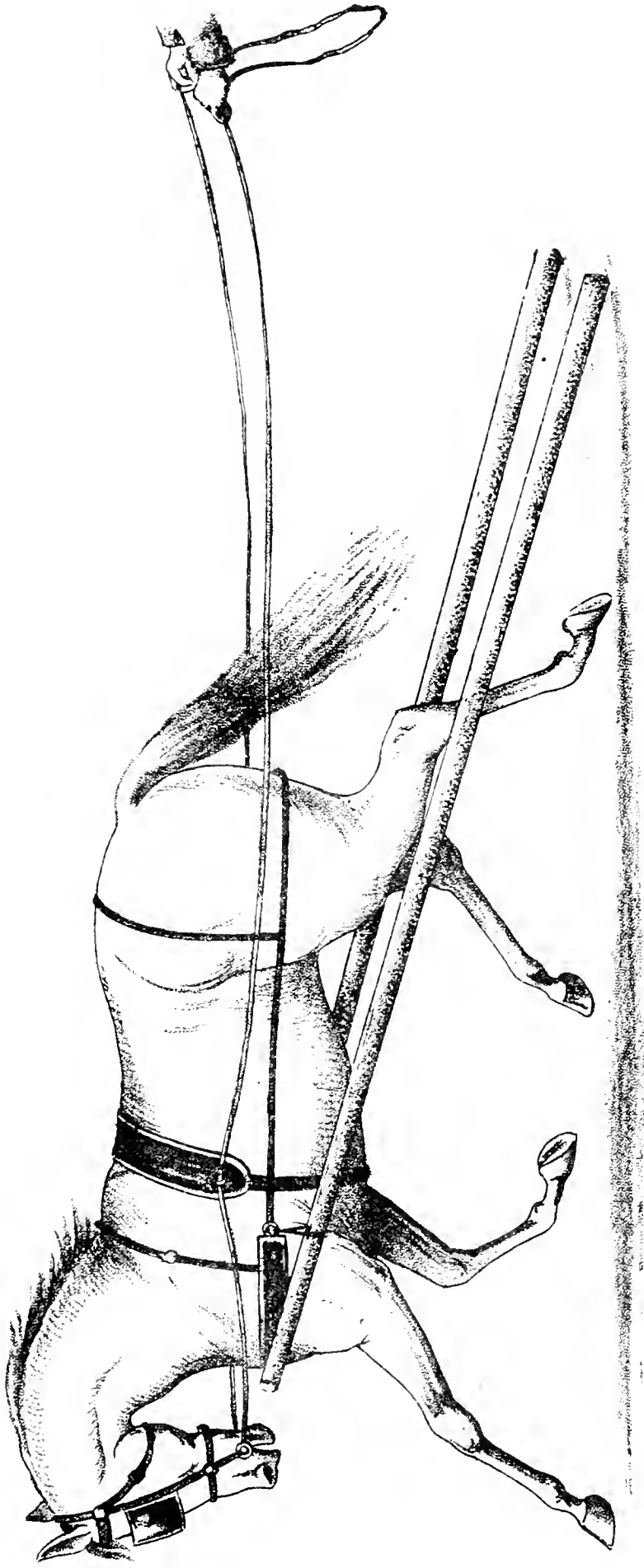






SHOWING A "HALTER BREAKER" BEING CURED.





POLES DOWN EACH SIDE  
FOR TREATING KICKING HORSES.



THE CELEBRATED "GALVAYNE"

# GRIPE DRENCH,

USED ALL OVER THE WORLD.



NEVER KNOWN TO FAIL!

NEVER KNOWN TO FAIL!

Should be in Every Stable!

Should be in Every Stable!

NOT AFFECTED BY CLIMATE!

NOT AFFECTED BY CLIMATE!



Universally used by all Shippers of Horses, also in the leading Horse Establishments in Great Britain, Australia, and India, and pronounced to supersede any Drench previously known.

Innumerable Testimonials from Stud Masters, Masters of Hounds, and Coach, Omnibus, and Tramway Proprietors.

---

*To be obtained at any CHEMIST, or from*

Messrs. CLARK & SON,

Saddlers,

BISHOPGATE, LEEDS,

AGENTS TO PROFESSOR S. GALVAYNE.

---

BOTTLES containing 2 Drenches, 4/3.

Do. Do. 4 Do., 8/.

Do. Do. 6 Do., 10/.

BY ROYAL LETTERS PATENT.

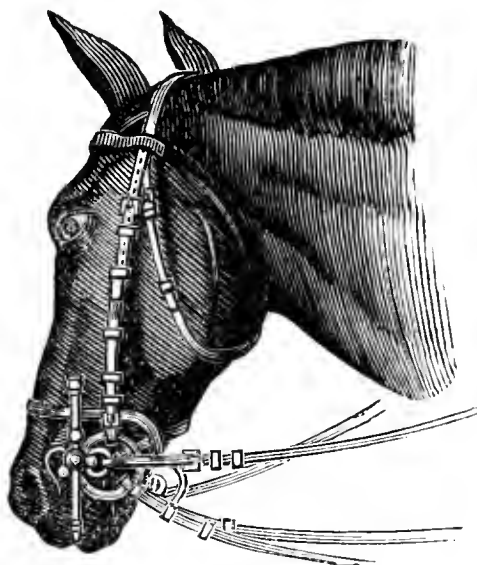
Professor SYDNEY GALVAYNE'S INVENTION.

The Only Genuine Combination

# SNaffle BIT & BRIDLE

FOR THE

COMPLETE SUBJUGATION OF RUNAWAY HORSES,  
EITHER IN SADDLE OR HARNESS.



*The Wildest Horse stopped in its own length, and can be safely  
steadied when coming to a fence.*

PATENT BIT (Silver-plated), and DOUBLE  
REIN BRIDLE, Complete, First Quality, £2 2 0

PATENT BIT (Best Steel), and DOUBLE  
REIN BRIDLE, Complete, - - £1 15 0

TO BE OBTAINED ONLY FROM

Messrs. CLARK & SON, Saddlers,  
BISHOPGATE, LEEDS.

# HORSE DENTITION,

BY SYDNEY GALVAYNE,

THE CELEBRATED AUSTRALIAN HORSE TAMER.

---

THE Author is the sole Inventor of a New System of Reading Horse Teeth, by which the age of any Horse can be correctly told from day of foaling up to 30 years and over. The book is written *without technicalities* for the benefit of Farmers, Breeders, and Purchasers of Horses, and contains Diagrams, Tabulated Forms of Cattle and Sheep Teeth, as well as of Horse Teeth.

PRICE 6s.; PARCEL POST, 6s. 3d.

*As supplied to H.R.H. the Prince of Wales, H.R.H. the Duke of Cambridge, His Grace the Duke of Northumberland, Earl Percy, the Earl of Galloway, and Lord Middleton, and others.*

Purchasers and Breeders of Horses should not fail to obtain a Copy.

---

*From MR. ARCHIBALD BAIRD, VETERINARY COLLEGE, EDINBURGH.*

*"I consider the System for reading old mouths, excellent and reliable."*

*From MAJOR B. GOUGH, 9th LANCERS.*

*"After one lesson I read the ages of the following horses, correctly: a three-year-old, a fourteen-year-old pony, and another twenty-two years of age."*

*From "LIVE STOCK JOURNAL," 1st April, 1887.*

*"Teeth reading as here expounded is simple, reliable, and complete."*

*From "COUNTY GENTLEMAN," 4th June, 1887.*

*"Upon such an entirely sectional topic as Horse Dentition, for instance, we could mention several publications calculated to be of service to the inexperienced, one of the best and latest being the work of the accomplished Australian Horse Tamer and Breaker, Mr. SYDNEY GALVAYNE."*

*And Hundreds of other Testimonials of a like nature.*

---

TO BE OBTAINED ONLY FROM

THOS. MURRAY & SON,

Printers, Publishers, and Booksellers,

68 BUCHANAN STREET, GLASGOW.

THOS. MURRAY & SON,

PUBLISHERS,

Wholesale Booksellers and Stationers,

68 BUCHANAN STREET,

GLASGOW.


---

Printing, Lithographing, & Bookbinding.

---

J. P. TAYLOR'S

GERMAN

MOSS  LITTER.

PROSPECTUS AND TESTIMONIALS, APPLY

J. P. TAYLOR'S MOSS LITTER CO.,  
WATERGATE, NEWCASTLE-ON-TYNE.

TELEGRAMS—"MOSS, NEWCASTLE-ON-TYNE."





Webster Frost  
Cummings &

the  
t

Non.



