

LEIGH'S PRONOUNCING EDITION.

FRANKLIN  
PRIMER  
OR  
FIRST READER.



PE  
1119  
F78

NEW YORK  
TANTOR BRO'S, MERRILL & CO.

PE  
1119  
F78

BOWDOIN COLLEGE LIBRARY.

ALUMNI ALCOVE.

Presented by *The Author*

~~This book is not to be taken from the Library.~~









THE  
FRANKLIN  
FIRST READER.

EDITED IN

PRONOUNCING ORTHOGRAPHY.

BY EDWIN LEIGH.



NEW YORK  
TAINTOR BROTHERS, MERRILL, & CO.  
BOSTON  
WILLIAM WARE AND COMPANY

## PRIMER OR FIRST READER,

BY G. S. HILLARD AND L. J. CAMPBELL.

WITH NEW AND ORIGINAL ILLUSTRATIONS.

---

Entered according to Act of Congress, in the year 1878, by G. S. HILLARD and L. J. CAMPBELL in the Office of the Librarian of Congress at Washington.

---

## P R E F A C E .

THE lessons in this Primer have been constructed with especial reference to both the Phonic and the Word modes of teaching to read. They are also adapted to the Alphabetic mode.

The usual method of beginning with words of two letters has been avoided. Such phrases as "He is by it," awaken no interest in the child's mind, while experience has shown that they are not learned so easily as words of three letters.

The words in the reading-lessons are such as young children commonly use, and of which they know the meaning. The aim has been to form sentences which will interest the youngest learner, and, in each lesson, to have the sentences relate wholly to the picture. In this way the lessons take a more connected form, and the pictures become a most important aid in showing the meaning of the words and sentences.

A sufficient number of words suitable for phonic teaching are found in each lesson; but a strict phonic classification has not been thought desirable. Sentences wholly, or almost wholly, made up of words of similar formation are stiff, unnatural, uninteresting, and often nonsensical; but the child learns readily and remembers what interests him.

Pages 7 to 13 inclusive contain pictures of single objects with their names. Not only the words on these pages may be taught, but the letters of the alphabet, and many of the elementary sounds.

The blackboard may be made use of with great advantage, from the first, in teaching children to read.

The gradation of the lessons has been made easy. A few new words are introduced into each lesson. These are first placed in the columns which precede the reading-exercise.



## PRONOUNCING ORTHOGRAPHY.



THIS edition is simply a reprint, in Pronouncing Orthography,\* of the one hitherto in use. The lessons and words are the same, the correct orthography is preserved, but a special form of a letter is used for each sound of it, and the hair-line letters are silent. The accent is marked (´) when it does not fall on the first syllable. The distinctions of sound are according to Worcester.

To the teacher each word will be a key to the sounds of the letters with which it is printed. Those who wish to know more about this print, the results of its use, and the methods and helps to learn and teach it, will please address "EDWIN LEIGH, New York City," who desires to hear from every teacher, and will gladly send documents and specimens of charts, cards, "Fresh-Leaves" &c. to all who will write for them.

In my former pronouncing editions of primers, I have suggested that—"The words *the, a,* should never be pronounced alone, as separate words, but should always be taken in connection with the words to which they belong; as, *the man, a boy, the ox.* This will secure the proper sound—the light, brief sound—of these vowels."

In this edition *the, a, an,* and *to* of the infinitive, are printed with a hyphen, a space being used after the hyphen to distinguish these cases from compound words. My hope is that this will *secure* the formation of the habit above suggested and the correct pronunciation of these words, and will lead to the habit of combining all such unaccented (unemphasized) words into the proper phrases with the words following them.

---

\* Entered according to Act of Congress, in the year 1864, by EDWIN LEIGH, in the Clerk's office of the U. S. District Court for the Eastern District of Missouri. Pat. May 19, 1868.

Entered according to Act of Congress, in the year 1874, by EDWIN LEIGH, in the office of the Librarian of Congress at Washington.

## THE ALPHABET.

a	A	j	J	s	S
b	B	k	K	t	T
c	C	l	L	u	U
d	D	m	M	v	V
e	E	n	N	w	W
f	F	o	O	x	X
g	G	p	P	y	Y
h	H	q	Q	z	Z
i	I	r	R		&


# WORD LESSONS.



r a t

rat

r a t



m a n

man


m a n



p a n

pan

p a n



---

a t r m n p

c u p

cup

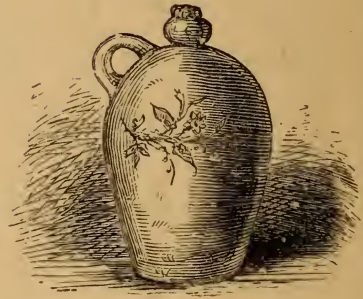
c u p



j u g

jug

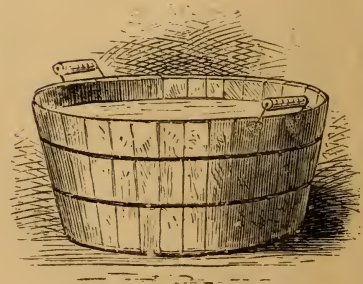
j u g



t u b

tub

t u b





---

 u b c j g

d o g

dog

d o g



d o ll

doll

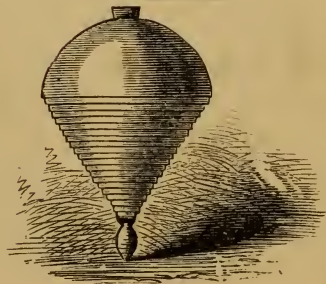
d o ll



t o p

top

t o p




---

o d g l p

h e n

hen

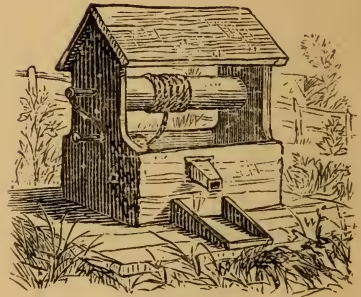
h e n



w e ll

well

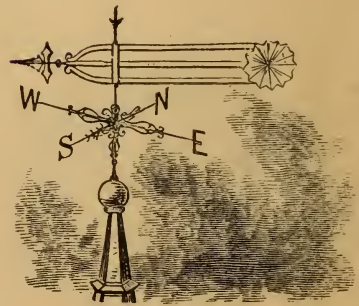
w e ll



v a ne

vane

v a n e





---

e h w v l

k i d

kid


k i d



p i g

pig


p i g



sh i p

ship

s h i p




---

i k p d s

f o x

fox


f o x



c o w

cow


c o w



s w a n

swan

s w a n




---

 s f x c o



y o k e  
y o k e  
y o k e



q u a i l  
q u a i l  
q u a i l



z e b r a  
z e b r a  
z e b r a



## THE ALPHABET.


a	A	j	J	s	S
b	B	k	K	t	T
c	C	l	L	u	U
d	D	m	M	v	V
e	E	n	N	w	W
f	F	o	O	x	X
g	G	p	P	y	Y
h	H	q	Q	z	Z
i	I	r	R		&

*To the Teacher.* This form of letter, with the required pronouncing modifications, may be used in blackboard and slate exercises. The pronouncing forms as they are printed in the text, however, have been found to be quite practical and easy, even for little children.

# READING LESSONS.



## LESSON I.



cap



hat



cat



cup



nut

See the- cat.

A- cap and a- hat.

A- cup and a- nut.

## LESSON II.

at

can

rat


ran

mat

on

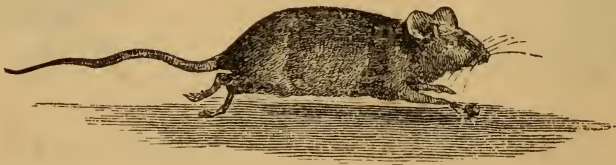
sat

fi catch



The- cat.

The- cat sat on the- mat.



The- rat. The- rat ran.

Cat, catch the- rat.

Can the- cat catch the- rat?

## LESSON III.

1.

am            run            this            he            I  
 man           not            boy            no            is

O, see the- boy  
 run!

Run, boy, run.

Is this a- man?

No, he is a- boy.

Am I a- man?

No, I am not  
 a- man.




2.

us            up            tub            let            get

This is a- tub.

Let us get up  
 on the- tub.



b

m

## LESSON IV.

[These sentences are formed of words used in the previous Lessons.]

1.

I can see a- cat. I can see a- rat. I can see a- cap and a- cup. Can I see a- nut?

2.

Can the- cat see the- rat? The- cat can see the- rat. I can see the- rat run.



3.

Run, cat, and run, rat, run! Cat, run at the- rat. The- cat can catch the- rat.

4.

Can a- boy run? A- boy can run and a- man can run. The- nut is not on the- tub.

LESSON V.

pat          but          him          dog          dō  
bad          hit          big          good          tō



This is a- big dog.

Is he a- bad dog? O no,  
he is a- good dog.

Pat a- good dog, but dō not  
hit him.

---

o

d

g

## LESSON VI.

hen

it

look

eat

fed

girl

chicks

me



Look at the-girl!

Look at the-hen and chicks!



O, let me look at the- hen  
and chicks!

The- girl fed the- hen and  
chicks.

Eat it up, chicks.



yes	an	all	lay
egg	to	for	white

Is the- hen white?

The- hen is not all white.

The- hen can lay an- egg.

Hen, lay an- egg for me to-  
eat. Lay a- white egg.



---


e

h

l

## LESSON VII.

fat	pig	go	as	hay
ox	tell	so	we	what



An- ox and a- white pig.

The- pig is not so big as  
the- ox.

The- ox is not so fat as  
the- pig. He is a- big ox.

The- ox can eat hay. Tell  
me what the- pig can eat.


**LESSON VIII.**

[These sentences are formed of words used in the previous Lessons.]

Look at the- hen. Is the-  
hen white? Yes, the- hen is  
white and the- egg is white.  
Let me look at the- white egg.

2.

I can catch the- chicks. Yes,  
yes, let me catch the- chicks.  
O! the- chicks run. Pig, do not  
eat the- chicks.




3.

Let me see the- good fat ox  
eat hay. Eat the- hay all up, fat  
ox. The- dog can not eat hay.  
What can the- dog eat?

## LESSON IX.

lap            in            will            they  
pan            kits            milk            now



Now look at the- two kits.  
They lap the- milk in the- pan.  
They will lap it all up.

2.



sit            my  
beg            meat  
O, see my dog  
sit up and beg  
for meat.

## LESSON X.

1.

Tom	Nell	hum	has
top	red	spin	doll



The- boy is Tom. The- girl  
is Nell. Tom has a- top.

It is a- red top. It will spin  
and hum.

2.

wax blue eyes cheeks

Nell has a- wax doll. It has  
red cheeks and blue eyes.

All the words of the previous Lessons are here systematically arranged for pronunciation and phonic drill.

1.

at	rat	mat	an
cat	fat	sat	can
hat	pat	lap	ran
A cat	A rat	A hat	

2.

am	as	bad	get
man	has	cap	fed
pan	wax	let	red
A man	A cap	Wax	

3.

hen	Nell	it	sit
yes	tell	hit	in
beg	egg	bit	is
An egg	A hen	Hit	

4

pig	him	this	Tom
big	will	spin	top
kits	milk	on	not
The pig	The kits	Milk	

5.

ox	up	nut	tub
dog	cup	but	run
doll	us	cut	hum

Dog

Cup

Tub

6.

me	see	no	hay
he	eat	so	lay
we	meat	go	they

We

Meat

Hay

7.

all	hop	good	of
call	girl	look	to
for	boy	white	do

Boy

Girl

Look

8.

and	by	chicks	new
hand	my	what	blue
catch	eyes	now	cheeks


Eyes

Chicks

Cheeks

## LESSON XI.

fox	sly	er	old
off	try	you	have



This is a-sly old fox.

He will try to-get a-hen er  
a-chick to-eat.

Old fox, run off. We have no  
hen for you.

me	sits	black
be	tree	crow



An-old crow sits  
on a-tree.

He is as black.  
as a-crow can be.



**LESSON XII.**

[These sentences are formed of words used in the previous Lessons.]

1.

Now, Tom, let us look at the-kits. They have milk in a-pan. They will lap it up. Nell fed her kits and chicks. Tom fed the-pigs.

2.

Nell has red cheeks and blue eyes. Tom has red cheeks and black eyes. Nell is a-good girl and Tom is a-good boy.

3.

Will you get me a-top? I will try to-get you a-red top. Get me a-good top to-spin and hum.

4.

Sly old fox, be off; be off, I say. We will not let you have a-hen to-eat. Chicks, chicks, run to the-hen, or the-fox will get you.

## LESSON XIII.

got            cow            dear            drink  
from          your          sweet          brother



Drink your milk, dear brother.  
The-milk is good for you.

We got the-good sweet milk  
from the-cow.



day	call	she	farm
may	oat	had	moo
come		some	

Some day we will go to the-farm  
and see the-cow.

She will look at us, and she may  
call oat, moo, moo, moo.



This is the-good cow.

Good cow, we have had some of  
your sweet white milk to-drink.

## LESSON XIV.

hot

not

sun

mud

new



if

far

wet

dry

with

Let us go out. Will you get your doll and go out with me?

Is it wet to-day'?

No, it is not wet. It is dry now.

Is it hot?

Yes, the-sun is hot to-day'.

If it is hot, we will not go far.

I will get my new doll and go with you.

The-hot sun will dry up the-mud.

LESSON XV.

ride

home

quick

then

horse

how



fast

our

jump

shall

Go on, good horse; go quick!

Shall you ride far, to-day'?

We shall ride to our home.

Then we will jump off.

See how fast we can ride!

j

q

## LESSON XVI.

cod

shy

fish

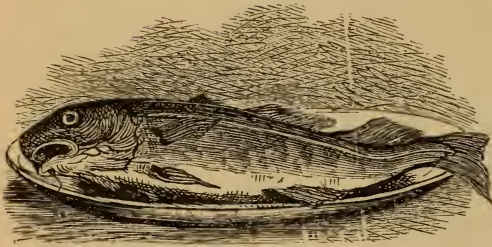
sea

rod

fry

dish

Ann



This is a- fish.

It is a- cod.

Ann, will you  
fry this cod?It is good to- eat. A- man got  
this cod in the- sea.

bud

its

wings

bee

buzz

fins

swims

flies



A- bee on a- bud.

The- bee can buzz.

A- fish has fins. A-  
bee has wings.The- fish swims with  
its fins.

The- bee flies with its wings.

LESSON XVII.

bat	ball	game	of
strike	throws	name	one



I see it is a- game of ball.

One boy has a- bat to- hit the- ball. His name is Tom.

One boy throws the- ball.

And one boy is to- catch the- ball.

Tom will strike it with his bat.

## LESSON XIX.

Nan	pet	Jack	her
Fan	pets	back	two



Look at this girl Her name is  
Nan. She has two pets.



The- cat is a- pet, and the- dog  
is a- pet.

The- name of the- cat is Fan.

The- name of the- dog is Jack.



cut	sop	nice	loaf
but	long	slice	bread

Nan will cut a- slice of bread  
for Fan and Jack.

She may sop the- bread in milk.

What a- long loaf that is!



Jane	cake	came	gave
------	------	------	------

Jane had a- cake  
to- eat.

The- dog came up  
to her.

Jane gave him  
some.



## LESSON XX.



nest	eggs	four	are
then	bird	soon	come
them	birds	there	young

Now look! what do you see?

I see a-bird. She is on her nest,  
and the-nest is on a-tree.

Four blue eggs are in the-nest.

The-bird sits on the-eggs.

There will soon be young birds  
in the-nest.

Then we will come out and see  
them.


LESSON XXI.

top	jug	fish	axe
box	mug	saw	fan




tin	shop	shed	mak
set	chop	well	take


We got the- new  in the- shop.

Do not sit on the- tin 

Set the- old  in the- shed.

You may have milk in the- 

This  can swim fast.

You may look at the- 

An-  to- chop a- tree.

Let Ann take your new 

## LESSON XXII.

1.

face

nose

chin

mouth



It is the- face of  
a- good girl.

The- face has a-  
nose.

The- face has a-  
chin.

It has a- mouth and two eyes.

2.

these

mice

just


well

cheese

hole

must

care



These mice have  
just come out  
of a- hole in  
the- wall.

See them eat the-  
cheese!

Take care, mice, or the- cat may  
eat you.



**LESSON XXIII.**

here        bite        time        fine

Jane has come out to-see Tom  
catch some fish.

Have you some fish to-take  
home, Tom?

No, not one, Jane.

What! not one fish all this time?

No, Jane, the-fish will not bite.

## LESSON XXIV.



air

fall

way

play

Frank

hands

down

see-saw

See us ride! I am up in the-air. Frank is down.

Look! I let go my hands, and yet I do not fall.

Now, Frank, you go up.

Up and down! up and down!  
That is the-way we go.

It is fun to-go up and down  
as we do.

We call this play, see-saw.

## LESSON XXV.

like	tail	makes
kite	sails	runs
blows	wind	fly

Frank has a- new kite.  
It is a- good kite to- fly.

S e e  
F r a n k  
m a k e  
h i s k i t e  
f l y .



It is far up in the- air.

Frank runs, and the- kite sails in  
the- air. It sails like a- bird.

The- wind blows and makes it  
sail fast.

The- kite has a- long tail.

Do you like to- fly a- kite?

Yes, we all like this play.

## LESSON XXVI.

Tray	how	last	night
hope	sick	thank	quite



How do you do, Ann?

I hope that your doll is well, and that your dog Tray is well.

Yes, I thank you, Kate, we are all quite well to-day'.

I hope that you and your doll are well.

My doll is well to-day', but last night she was quite sick.



## LESSON XXVII.



boat

oars

row

lake

made

Here is a-boat on the-lake.

There are two boys in the-boat.

See them row with their oars.



legs

six

five

chair

One and one make two.

A-bird has two legs.



Two and two make four.

A-chair has four legs.



One and five make six.

A-bee has six legs.



## LESSON XXVIII.

Ella            sir            Miss        pay  
 boots        pair        foot        paid  
 when                            small



Ella has come to the-shop to-  
 get a-pair of boots for her doll.

Sir, will you make my doll a-  
 pair of boots?

Can you pay me for the-boots?  
O yes! I will pay you if you  
will make her some good boots.

Well, miss, let me see how large  
your doll's foot is.

O, my doll has a-small foot.  
You may make her a-pair of red  
boots.

When they are made  
You shall be paid.

goat weeds  
grass leaves

Here is an-  
old goat.

He eats  
leaves and  
grass and  
weeds.



1.

cake	make	face	Jane
lake	came	race	made
take	game	gave	whale

Jane            face            whale

2.

here	bee	sweet	dear
these	tree	weeds	leaf
cheese	keep	sheep	near

Sheep near a tree

3.

bite	fine	nice	ride
kite	five	mice	like
line	time	slice	strike

A nice slice of cake

4.

hole	nose	boat	oar
hope	home	goat	coach
bone	those	loaf	four
Home	Four	oars	Boat

5.

pure	blue	law	paw
tune	flew	saw	raw
mute	new	jaw	draw

New saw

Dog's paw

6.

sail	cow	air	there
tail	how	pair	where
paid	now	care	hair

Take care

Fine hair

7.

moo	food	fur	work
too	root	sir	word
two	boot	bird	worm
Root of a tree		Sir	Work

8.

foot	look	shout	oil
wood	book	mouth	boil
took	cook	found	spoil

Wood

Shout

Oil

## LESSON XXIX.

well

mast

their

how

rides

wa ter



These boys have made a-boat.  
Now they are at the-tub to-

see how well their new boat can sail on the-water.

The-boat rides well on the-water.

Do you see the-mast and the-sail?




LESSON XXX.

tame

neck

snOW

long



This fine large bird is a-tame swan.

It is as white as snOW.

See what a-long neck it has!

The-girl has some cake for the-swan.

## LESSON XXXI.

May            keep            drive            sister  
doors        hoops            strike        brother



Frank and his sister May have come out to-play with their hoops.

May can drive hoop as fast as her brother Frank can. It is a-good play for them.

They have to-run fast to-keep up with their hoops.



LESSON XXXII.

John	whoa	town	said
were	coach	horses	sister



John made a-coach out of an-old chair.

Four old boots were his horses. His sister Jane came in and said, "Will you drive us to town to-day' in your fine coach?"

"Yes," said John. "Whoa!"

"Now you and your doll may get into the-coach."

## LESSON XXXIII.

rose


ill

grows

pick

smells

bush



The-rose is red and it smells sweet. It grows on a-bush.

We will pick the-rose and give it to May. She is ill.

## LESSON XXXIV.

Dora

string

put

such

Paul

think

pass

sleep

cradle

round

would

“Let us make a-cat’s-cradle,” said Dora.

So her brother Paul gave her a-long string.

YEDDOIN COLLEGE  
TRUSVICK  
LIBRARY



Dora put the-string round her hands, as you may see.

Paul will try to-take it off.

I think puss would not care to-sleep in such a-cradle.

But it may do for Dora's doll.

## LESSON XXXV.

ding

dong

sing

song

little



sang

word

spoke

never

a boat'

Ding dong! ding dong!

I will sing you a- song

About' a- little bird:

He sat on a- tree,

And he sang to me,

And I never spoke a- word.



did


bird

nest

Did the- little



have a-



in the- tree? Yes.

## LESSON XXXVI.

does	read	lie	idle
work	book	waste	lazy



Here is an- idle boy.

He does not like to- work, and he does not like to- read his book.

He likes to- lie on the- grass, and he likes to- play.

Get up, lazy boy! Do not waste all the- day.

I like a- boy that will do his work and then play.

**LESSON XXXVII.**

Mary                      ground                      bounds



Mary has a- new  
bell.

She throws it on  
the- ground and it  
bounds up.

Then she catches  
it in her hands.

**LESSON XXXVIII.**

went                      place                      arm                      walk  
sent                      where                      rode                      over

Will and Kate and Mary went  
out to- walk.

Soon they came to a- place where  
the- ground was wet.

Then they made a- chair of their  
hands. It was a- hand-chair.



Mary sat in the-chair and rode  
over the-wet place.

She put one arm round Will's  
neck.

## LESSON XXXIX.

1.

sheep	warm	back	soft
lamb	coat	thick	wool



Look at the- sheep and her lamb.  
The- old sheep has a- warm coat  
on her back.

It is soft, thick wool.

2.

went	wear	pull
meal	cloth	full



When the- days are hot, the-  
sheep will not want to- wear the-  
thick wool; then we will cut it off.

Cloth to- make us warm will be  
made of the- wool.

The- lamb's soft wool is as white  
as snow.

Let the- lamb eat meal from your  
hand.

Little lamb,  
Here I am;  
Come and eat  
From my hand.

Let me pull  
Your soft wool;  
Let me pat  
Your soft face.



## LESSON XL.

Grace

too

rope

grow

done

rest

pure

with out'

fresh

stop ping



See Grace jump the-rope.

She has done her work and now she can play.

It makes her cheeks red to-play in the-pure fresh air.

It makes her grow.

But it is not good for her to-jump too long without' stopping to-rest.

*LESSON XLI.*

Dash


keep

seems

whø

whøm

whøse



hoùse

barks

kind

loves

knøw

folks

Our dog Dash is a-good dog.

When a-man whøm he does not knøw comes tø the-høuse, he barks.

He seems tø say, "Whø are you? I must let øur folks knøw that you are here.

"Come øat, Jane! come øat, John! See whø this is."

I am kind tø Dash, and he loves me.

**LESSON XLII.**

sea	saw	was	could
shell	nice	wish	found
sand	waves	roar	sailing
grand	great	deep	scooping

Will and Jane and Nell went out to-walk by the-sea.

The-sand was nice and dry, and the-sun was not too hot.

They saw the-waves roll up on the-sand. The-great waves came up with a-roar.

They found some sea shells on the-sand.

Now Will is scooping up the-sand with a-shell.

Out on the-sea is a-man in a-boat.



And there is a-fine ship sailing  
on the-sea.

I wish all boys and girls could  
see the-sea. It is grand.

I like to-sail out on the-sea;  
The-sea, the-deep blue sea for me.

## LESSON XLIII.



step	lady
why	Dolly
says	trying

Ella is trying to make her doll walk.

She says to the doll, "Now, Dolly, try to walk like a little lady."

The doll cannot take one step.



once	took	straw
------	------	-------


I once saw a bird fly down and pick up some bits of straw.



She took them to her nest.

LESSON XLIV.

James	should	sled
morn'ing	would	school



James has a-new sled.

He said to his sister, Mary,  
“Should you like to-ride to school  
on my new sled this morn'ing?”

“O yes; how good you are!”  
said Mary.

If you had a-little sister, would  
you let her ride on your new sled?

## LESSON XLV.



sack            deed  
myself'

Here is a-sack  
of nuts.

"Take some,"  
said Ned to

John; "no one can see you."

"I can see myself," said John,  
"and I do not wish to-see myself'  
do a-bad deed."

## LESSON XLVI.

chose    room    going    while  
those    ground    children    march

What do we see here?

These boys and girls go to school.

They have just come out of the-  
school-room.





Well, children, where are you  
going now?

Oh, we are going to our play-  
ground now.

## LESSON XLVII.

Willie	kind	spell	tries
a boat'	toys	read	dunce
going	whose	mean	learn

1.

I am going to tell you about a boy whose name is Willie. He is a good boy.



2.

He is good to his little sister. He lets her play with his toys, and is kind to her.



3.

Willie likes to read. He does not mean to be a dunce. So he tries hard to learn.



**LESSON XLVIII.**

glad	goes	when	keep
ray	asks	once	mother
pray	tasks	kneels	father

4.

Willie likes to play too. When he gets home from school he goes out to play.



5.

He is glad to do all he can for his mother. What she asks him to do he does at once.



6.

And when it is bed-time  
He kneels down to pray;  
He asks God to keep him  
By night and by day.





These boys are out with their sleds to-ride down hill.

How fast they go  
Over ice and snow!

See if you can count them.

I II III IV V VI VII VIII IX X XI  
1 2 3 4 5 6 7 8 9 10 11



THIS BOOK WILL  
BE DUE

OCT 2 1970

Bowdoin College Library



3 5052 0029 2552 7



# SCHOOL TEXT BOOKS, &C.

Published by TAINTOR BROTHERS, MERRILL & CO.

## READING BOOKS.

- THE FRANKLIN SERIES OF READERS. By G. S. HILLARD and L. J. CAMPBELL.  
Franklin Primer (or First Reader)—Second Reader—Third Reader—Fourth Reader—Fifth Reader—Sixth Reader and Speaker.
- LEIGH'S FRANKLIN PRIMER, } Edited in Pronouncing Orthography,  
" " SECOND READER. } by EDWIN LEIGH.
- THE FRANKLIN ADVANCED READERS. By LOONIS J. CAMPBELL.  
Franklin Advanced First Reader—Advanced Second Reader—Advanced Third Reader—Advanced Fourth Reader—Advanced Fifth Reader.
- THE ANALYTICAL SERIES OF READERS. By R. EDWARDS and J. R. WEBB.  
Analytical First Reader—Second Reader—Third Reader—Intermediate Reader—Fourth Reader—Fifth Reader—High School (or Sixth) Reader.
- EDWARDS & WEBB'S PRIMARY READING LESSONS. 8 Charts, 4 Tablets.
- LEIGH'S ANALYTICAL FIRST READER, } Edited in Pronouncing Orthography,  
" " SECOND READER. } by EDWIN LEIGH.
- HILLARD'S SERIES OF READERS. By GEORGE S. HILLARD.  
Hillard's Primer (or First Reader)—Second Reader—Third Reader—Fourth Reader—Intermediate Reader—Fifth Reader—Sixth Reader.
- HILLARD'S READING CHARTS (to accompany Hillard's Readers.)
- LEIGH'S HILLARD'S PRIMER, } Edited in Pronouncing Orthography,  
" " SECOND READER. } by EDWIN LEIGH.

## SPELLING BOOKS.

- WARREN'S CLASS-WORD SPELLER. By MORTIMER A. WARREN.
- EDWARDS & WARREN'S ANALYTICAL SPELLER.
- THE CRITICAL SPELLER. By J. H. ZELIE.

## HISTORIES.

- SEAVEY'S GOODRICH'S HISTORY OF THE UNITED STATES.
- CAMPBELL'S CONCISE HISTORY OF THE UNITED STATES.
- HISTORICAL EPOCHS WITH SYSTEM OF MNEMONICS. By E. A. FITZ SIMON.

## ARITHMETIC.

- MACVICAR'S Elementary Arithmetic—Practical Arithmetic—Complete Arithmetic—Teacher's Manual of Elementary Arithmetic—Arithmetical Cards—Ten-Example Cards, (1,000 in box)—Handbook of Drill Exercises.—Arithmetical Example Frame and Charts.

## GRAMMAR.

- FIRST STEPS IN ENGLISH GRAMMAR. By A. N. FELLOWS.

## COMPOSITION BLANKS.

- FRANKLIN COMPOSITION AND EXERCISE BLANKS. (Nos. 1, 2 and 3.)

## SCHOOL MUSIC.

- HAPPY HOURS. By HOWARD KINGSBURY and A. A. GRALEY.
- THE SONG SHEAF. By ELLSWORTH C. PHELPS and LEROY F. LEWIS.

## PENMANSHIP.

- FRANKLIN Copy Books: Primary Tracing Series. (Nos. A, B, C.) Grammar Series. (Nos. 1, 2, 3, 4, 5 and 6.)
- FRANKLIN WRITING PORTFOLIOS—(Large Double, Small Double, and Single.)
- ELLSWORTH'S COPY BOOKS: Primary Tracing Series. (Nos. A, B, C.)—Intermediate Series. (Nos. 1, 2, 3, 4.)—Grammar Series. (Nos. 1, 2, 3, 4, 5, 6, 7, 8, and Ex. Drill.—Primary Printing Charts.
- ELLSWORTH'S WRITING PORTFOLIOS. (Large Double, Small Double, and Single.)
- ELLSWORTH'S STEEL PENS: No. 1, Extra Fine; No. 2, Fine; No. 3, Medium.

## SCHOOL RECORDS and REPORT CARDS.

- BARTLEY'S IMPROVED SYSTEM OF SCHOOL RECORDS; No. 1, Daily and Monthly Record, (Pocket Form)—No. 2, Monthly and Yearly Record, (Folio Form)—No. 3, Monthly Year-Card—No. 4, Monthly Term-Card—No. 5, Weekly Term-Card.

For Circulars and information, address the Publishers,

TAINTOR BROTHERS, MERRILL & CO., NEW YORK.