

THE
ELSON READERS
PRIMER

(REVISED EDITION OF ELSON-RUNKEL PRIMER)

BY

WILLIAM H. ELSON

AUTHOR ELSON GOOD ENGLISH SERIES

AND

LURA E. RUNKEL

PRINCIPAL HOWE SCHOOL, SUPERIOR, WISCONSIN



SCOTT, FORESMAN AND COMPANY

CHICAGO

ATLANTA

NEW YORK


P-R

1 HARVARD COLLEGE LIBRARY
GIFT OF THE
GRADUATE SCHOOL OF EDUCATION

Aug. 2, 1926

COPYRIGHT 1914, 1920, BY
SCOTT, FORESMAN AND COMPANY

For permission to adapt copyrighted material, grateful acknowledgment is made to Milton Bradley Company for "The Pig's Dinner," from "The Little Pig" by Maud Lindsay, in *More Mother Stories*; for "Alice and Her Kitten," from "The Coming of Topsy" by Jane L. Hoxie, in *Kindergarten Story Book*; for "Spot's Kittens," from "Spot's Family" by Josephine Jarvis, and for "How Patty Gave Thanks" by Emilie Poulssohn, in *In the Child's World*; for "Bobbie and the Apples," from "The Big Red Apple" by Kate Whiting Patch, and "The White Dove" by Harriet Warren, from *The Kindergarten Review*; for "Alice and Her Mother," from "The Little Girl Who Would Not Work," in *For the Children's Hour*; to *School Education* (Minneapolis) for "The Windmill" by Kathlyn Libbey; to *Atlantic Educational Journal* for "The Little Pig"; to the Pilgrim Press for "The Cat's Dinner," from "Kitty Billy's Hunting Day" by Lillian Manker Allen; for "Bobbie Squirrel's Tail," from "Bobbie Squirrel's Busy Day" by Carolyn Sherwin Bailey; for "Ned Visits Grandmother," from "When Ned Visited His Grandmother" by Marion Wathen; for "Alice and the Bird," from "The Little Bird in the Birch Tree" by Emily Rose Burt—all from *Story Telling Time*—and for "Little Owl," from "Why Tiny Owl Said 'Whoo,'" and "The Easter Rabbit," from "The Easter Bunny" by Anne Schütze; for "In the Barn Yard," from "A Barnyard Story" by Frances Weld Danielson—all from *Little Animal Stories*; to Dana Estes Company for "The Brook" by Laura E. Richards, from *Piccola*; to J. L. Hammet and Company for "What Was in the Nest?" from "The Birdie That Tried," in *Boston Collection of Kindergarten Stories*; and to *Little Folks Magazine* for "Dark Pony."



CONTENTS

ANIMALS AND BIRDS	PAGE
The Cat's Dinner.....	<i>Lillian M. Allen</i> 7
Spot's Kittens.....	<i>Josephine Jarvis</i> 11
Alice and Her Kitten.....	<i>Jane L. Hoxie</i> 14
What Was in the Nest?.....	<i>Boston Kin. Stories</i> ... 17
The White Dove.....	<i>Harriet Warren</i> 21
The Jay and the Dove.....	<i>L. Alma-Tadema</i> 26
REVIEW STORIES	
Bobbie and the Apples.....	<i>Kate Whiting Patch</i> ... 28
Alice and Her Mother.....	<i>Folk Tale</i> 36
Little Boy Blue.....	<i>Mother Goose</i> 44
Little Bo-Peep.....	<i>Mother Goose</i> 47
Baa, Baa, Black Sheep.....	<i>Mother Goose</i> 50
The Pig's Dinner.....	<i>Maud Lindsay</i> 53
Piggy Wig's House.....	<i>Folk Tale</i> 57
The Little Pig.....	<i>Folk Tale</i> 61
Little Rabbit.....	<i>L. E. Orth</i> 68
Jack Rabbit's Visit.....	<i>Mary Dendy</i> 70
Bobbie Squirrel's Tail.....	<i>Carolyn S. Bailey</i> 73
REVIEW STORY	
Ned Visits Grandmother.....	<i>Marion Wathen</i> 76

NATURE	PAGE
Little Owl.....	<i>Anne Schütze</i> 86
What Brown Pussy Saw.....	<i>Kate L. Brown</i> 92
The Brook.....	<i>Laura E. Richards</i> 94
The Windmill.....	<i>Kathlyn Libbey</i> 96
Who Likes North Wind?.....	<i>Folk Tale</i> 100

FESTIVALS

How Patty Gave Thanks.....	<i>Emilie Poulsson</i> 106
The Little Christmas Tree.....	<i>Mary McDowell</i> 111
Our Flag.....	<i>E. L. McCord</i> 117
The Easter Rabbit.....	<i>Anne Schütze</i> 118

REVIEW STORY

In the Barn Yard.....	<i>Frances W. Danielson</i> . 124
-----------------------	-----------------------------------

SLUMBERLAND

Alice and the Bird.....	<i>Emily Rose Burt</i> 130
Dark Pony.....	<i>Folk Tale</i> 134

THE ALPHABET.....	141
-------------------	-----

WORD LIST.....	142
----------------	-----

INTRODUCTION


This book is based upon the belief that *interesting material* is the most important factor in learning to read; that the keynote of interest is the story-plot; and that the child's delight in the oral story should be utilized in the very *first steps* of reading. This basis is the distinguishing feature of the Primer.

In consequence, *real stories*, rich in dramatic action, have been chosen—stories which make use of the child's curiosity in "what is going to happen next"—stories which have a plot, a series of incidents, and an outcome. The story element has been unfolded in such a way as to make *each page a distinct unit*. The PRIMER lessons presuppose that the teacher has first told the children the fuller stories, as given in the Teachers' Edition. While these oral stories will add greatly to the children's content and interest, nevertheless, the stories in the PRIMER are complete units in themselves. Review stories, systematically introduced, refresh the child's memory of words found in previous lessons.

The sources of child literature have been searched for stories of genuine interest, which deal with life within the range of the child's experience. The stories and verses chosen—thirty in all—make a strong appeal to children by reason of their conceits and their joyous note. Moreover, these stories impress a wholesome influence of high ethical ideals, particularly the ideal of *service to others*. During the World War, American children gained a new conception of this ideal, and this book lays the foundation for perpetuating the lesson through a large number of its stories, notably, *The White Dove*, *Bobbie and the Apples*, *Alice and Her Mother*, *The Windmill*, *How Patty Gave Thanks*, *The Little Christmas Tree*, *In the Barn Yard*, and *Alice and the Bird*. Modern stories by such well-known writers of children's literature as Laura E. Richards, Maud Lindsay, Emilie Poulsson, Carolyn S. Bailey, and others are included, as well as some of the simplest and best of the Mother Goose Rimes and Folk Tales.



ANIMALS AND BIRDS




THE CAT'S DINNER


Alice said, "Come, cat.
Come to dinner."

The cat said, "No.
We will find a dinner."



The cat saw a bird.
The kittens saw it, too.
The bird saw the cat.
It saw the kittens, too.
The bird flew away.





The cat said, "Come, kittens!
Come to the barn."

The cat went to the barn.

The kittens went, too.

The cat saw a mouse.

The mouse saw the cat.

The mouse ran away.






The cat went to the house.
The kittens went, too.
We said, "Come, cat, come!
Come, kittens, come!"
We gave them milk for dinner.

LILLIAN M. ALLEN.





SPOT'S KITTENS

Spot is my cat.

She is black and white.

Come, Spot, come!

I like Spot.

Spot likes me.



Spot has four kittens.
One kitten is white.
One kitten is black.
I see a gray kitten, too.
One kitten is like Spot.
It is black and white.



One day it rained.

Spot was wet.

The kittens were wet, too.

Spot said, "Mew, mew!

We are wet! We are wet!"


Spot went into the house.

The kittens went, too.

They went to sleep.

JOSEPHINE JARVIS





ALICE AND HER KITTEN

Father said, "Come, Alice.
Come to me.
See the basket.
What is in it?
Can you guess?"

ALICE: What is in the basket?

FATHER: Can you guess?

ALICE: Is it a bird?

FATHER: No, it is not a bird.

ALICE: It is a little dog!

FATHER: No, it is not a dog.

ALICE: Is it a kitten?

FATHER: Yes, it is a kitten.

ALICE: Is it for me?

FATHER: Yes, it is for you.





The kitten is black.
Alice likes her kitten.
She gave it some milk.
The kitten likes milk.
Alice likes milk, too.
The kitten said, "Mew, mew!"
It went to sleep.


JANE L. HOXIE





WHAT WAS IN THE NEST?

The girls saw a nest.
It was a little nest.
It was in a tree.
The girls saw two birds.
Can you see them?
They were pretty birds.
They were in the tree.



Mother bird sat on the nest.

One day she flew from the nest.

What was in the nest?

Can you guess?

The girls saw eggs in the nest.

They saw one, two, three, four eggs.

The four eggs were blue.



Mother bird sat on the nest.
She sat there day after day.
One day she flew from the nest.
She sat in the tree.
She sang and sang.
Father bird sang, too.
The girls looked in the nest.
Can you guess what they saw?





Four little birds were in the nest.

Soon they could fly.

Mother bird said, "Fly, fly!"


Father bird said, "Fly, fly!"

They flew from the nest.

They flew from tree to tree.

One day they flew away.

The girls said, "Good-bye, good-bye!"





THE WHITE DOVE

The dove flew to the barn.

It saw a white cow.

The dove said, "Coo, coo!

See my pretty wings!

Don't you wish you had wings?

You could fly and fly and fly."

The cow said, "Moo, moo!


I give milk to boys and girls.


Moo, moo! I don't want to fly!"



The dove flew to the sheep.
It said, "Coo, coo!
Don't you wish you had wings?
You could fly and fly and fly."
The sheep said, "Baa, baa!
I give wool to boys and girls.
The wool keeps them warm.
Baa, baa! I don't want to fly!"

The dove flew to the horse.
It said, "Coo, coo!
Don't you wish you had wings?
You could fly and fly and fly."
The horse said, "No, no!
I give rides to boys and girls.
No, no! I don't want to fly!"





The dove flew to the hen.

It said, "Coo, coo!

Don't you wish you could fly away?"

The hen said, "Cluck, cluck!

I give eggs to boys and girls.

I don't want to fly away."



“Coo, coo!” said the dove.

“Are you all happy?”

The cow said, “Moo, moo! Yes, yes!”

The sheep said, “Baa, baa! Yes, yes!”

The hen said, “Cluck, cluck! Yes, yes!”

The horse said, “Yes, yes!”

The dove said,

“Coo, coo, coo!

I am happy, too.”

She flew to her nest.

HARRIET WARREN





THE JAY AND THE DOVE

BOY: Where do you come from, Mr. Jay?

JAY: From the land of play,
From the land of play.

BOY: Where is that, Mr. Jay?

JAY: Far away. Far away.

BOY: Where do you come from, Mrs. Dove?


DOVE: From the land of love,
From the land of love.

BOY: How do you get there, Mrs. Dove?

DOVE: Look above. Look above.

L. ALMA-TADEMA





BOBBIE AND THE APPLES

Bobbie was a little boy.

His mother said, "I like apples.


Can you get some for me?"

Bobbie said, "Yes, Mother.


I will go to the apple tree.

I will get some for you.

Good-bye, Mother, good-bye."



Bobbie went to the apple tree.
He looked and looked.
He could not see any apples.
He said, "Good morning, apple tree.
Will you give me some apples?"
The apple tree said, "No, Bobbie.
I have no apples for you.
I gave my apples away."



Bobbie saw a cat.

He said, "I want some apples.

I want them for Mother.

Who will give me some?

Can you tell me?"


The cat said, "Mew, mew, mew!

I have no apples for you.

I want milk for dinner.

Mew, mew, mew!"

The cat went to the house.



Bobbie saw a dog.

He said, "Good morning, dog.

I want some apples for Mother.

Who will give me some?


Can you tell me?"

The dog said, "Bow-wow, bow-wow!

Go to the cow.

The cow will tell you."

Bobbie said, "Thank you, dog."



Bobbie ran to the cow.
He said, "Good morning, cow.
I want some apples for Mother.
Who will give me some?
Can you tell me?"
The cow said, "Moo, moo, moo!
I like apples, too.
Go to the farmer.
He has some apples."



Bobbie ran to the farmer.

He said, "Good morning, Mr. Farmer.
Have you some apples?"


I want some for Mother."

The farmer said, "Yes, little boy.
I will give you some apples.


Come with me."

They went to the house.





Bobbie saw a bag full of apples.
He said, "May I have three apples?
I want them for Mother."
The farmer said, "Yes, little boy.
You may have four apples.
One apple is for you."
Bobbie said, "Thank you, Mr. Farmer.
I will give three to Mother."
Away he ran to his mother.



Mother said, "What pretty apples!

Did you bring them all for me?"

Bobbie said, "I have four apples.

Three are for you.

One is for me."

Mother said, "Thank you, Bobbie.


Where did you get them?"

Bobbie said, "I went to the farmer.

The farmer gave them to me."

Mother said, "You are a good boy."

KATE WHITING PATCH—ADAPTED.



ALICE AND HER MOTHER

Mother said, "Come, Alice.

Sing little sister to sleep."

Alice said, "I want to play.

I don't want to sing to sister.

I want to play in the meadow.

The sheep plays there all day.

I want to play all day, too."

Mother said, "You may play all day.

You may go to the meadow."



Alice ran to the meadow.

She saw a sheep there.

Alice said, "Good morning, sheep.

Will you play with me?

We can play all day."


The sheep said, "Baa, baa!

I can not play all day.

I must get my dinner.

I make wool for master.

I can not play all day."



A dog was in the meadow.

Alice ran to the dog.

She said, "Good morning, dog.

Will you play with me?

We can play all day."


The dog said, "Bow-wow!

I can not play all day.

I must look after the sheep.

I can not leave them alone.

I can not play all day."



A cow was in the meadow.

Alice ran to the cow.

She said, "Good morning, cow.

Will you play with me?

We can play all day."

The cow said, "Moo, moo!


I can not play all day.

I must find my dinner.

I want to find some corn.

I give milk for your dinner.

I can not play all day."



A horse was in the meadow.

Alice ran to the horse.

She said, "Good morning, horse.

Will you play with me?

We can play all day."

The horse said, "Oh, no!

I can not play all day.

I give rides to boys and girls.

I take milk to your mother.

I can not play all day."



Alice said, "I will go home.
No one will play with me."
Soon she came to a bird.
She said, "Good morning, bird.
Will you play with me?
We can play all day."
The bird said, "No, thank you.
I must make my nest.
I can not play all day."



Alice went home.

She saw her cat there.

She said, "Good morning, Spot.

Will you play with me?

We can play all day."

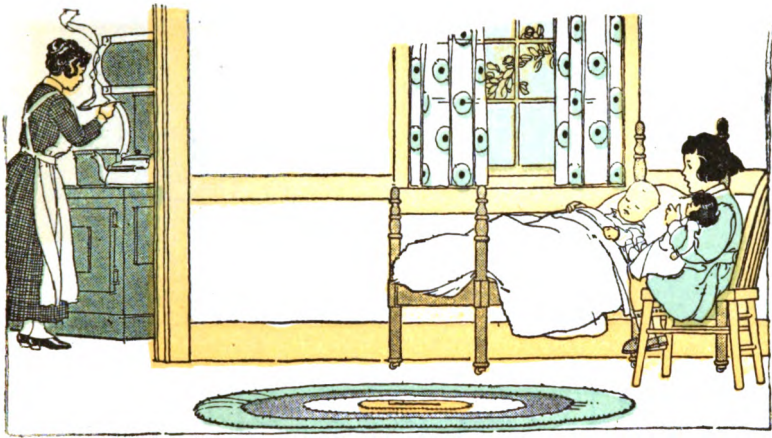
Spot said, "No, thank you.

I must find a mouse.


My kittens must have their dinner.

I can not play all day.

You must play alone."




Alice went to her mother.
She said, "Mother, I came home.
I could not find any playmate.
No one could play all day.
I do not want to play all day.
I will sing sister to sleep."
Alice sang and sang.
Soon little sister was fast asleep.



LITTLE BOY BLUE


Little Boy Blue,
Come, blow your horn.
The sheep are in the meadow,
The cows are in the corn.
Where is the little boy
Who looks after the sheep?
He is under the haycock,
Fast asleep.

MOTHER GOOSE




Where are you, Little Boy Blue?
Are you in the house?
Are you in the barn?
Are you in the meadow?
I see you, Little Boy Blue!
You are under the haycock.
Wake up! Wake up!





Blow your horn, Little Boy Blue.
Do you see your sheep?
They are in the meadow.
Where are your cows?
They are in the corn.
Blow your horn, Little Boy Blue!
Take the sheep and the cows
to the barn.






LITTLE BO-PEEP

Little Bo-peep
Has lost her sheep,
And can not tell
Where to find them.
Leave them alone,
And they will come home,
And bring their tails
Behind them.

MOTHER GOOSE.



BO-PEEP: Good morning, Boy Blue!
I have lost my sheep.


BOY BLUE: Have you looked for them?

BO-PEEP: Yes, I have looked for them.

BOY BLUE: Did you look in the corn?

BO-PEEP: Yes. They were not there.

BOY BLUE: Come with me to the meadow.
We will look for them there.




BOY BLUE: I hear your sheep, Bo-peep!
I see them, too.

BO-PEEP: Oh, yes! There they are!
They are in the meadow.
I will take them to the barn.

BOY BLUE: I will go with you, Bo-peep.

BO-PEEP: Thank you, Little Boy Blue.
Bring your horn with you.





BAA, BAA, BLACK SHEEP

Baa, baa, Black Sheep,
Have you any wool?
Yes, sir! Yes, sir!
Three bags full.
One for my master,
One for my dame,
And one for the little boy
Who lives in the lane.

MOTHER GOOSE.

GIRL: Good morning, Black Sheep!
Have you any wool?

SHEEP: Yes! I have three bags full.

GIRL: What will you do with it?

SHEEP: One bag is for my master.
One bag is for my dame.
One bag is for Little Boy Blue.

GIRL: Where is Little Boy Blue?

SHEEP: He is in the lane.




SHEEP: Good morning, Boy Blue!
Guess what I have for you.

BOY: Is it a bag of wool?

SHEEP: Yes, it is a bag of black wool.


BOY: Thank you, Black Sheep!
Thank you for the wool!
I will take it to mother.
She will make me a coat.
The coat will keep me warm.





THE PIG'S DINNER

Little Pig went down the road.
He wanted some dinner.
Soon he came to a garden.
It was full of pretty flowers.
“Wee, wee!” said Little Pig.
“I want to go into that garden.
Flowers make a good dinner.”
He went into the garden.



Soon Red Hen came down the road.
Her little chickens were with her.
By and by they came to the garden.
They saw the pretty flowers.
“Cluck, cluck!” said Red Hen.
“How pretty the flowers are!
Come with me into the garden.
We can find a good dinner there.”
They went into the garden to eat.
How happy they all were!

Soon White Cow came down the road.
She saw the pretty flowers.
She saw Little Pig in the garden.
She saw Red Hen and her chickens.
“Moo, moo!” she said.
“How pretty the flowers are!
They will make a good dinner.”
Red Hen said, “Cluck, cluck, come in!”
Little Pig said, “Wee, wee, come in!”
White Cow went into the garden.



Soon the farmer came home.

He saw White Cow in the garden.

He saw Red Hen and her chickens.

He saw Little Pig, too.

“Stop eating my flowers!” he said.

“Get out of my garden!”


Away they all ran down the road!

“Good-bye, Mr. Farmer!” said the hen.

“We had a good dinner!” said the pig.

“We will come back soon!” said the cow.

MAUD LINDSAY.





PIGGY WIG'S HOUSE

JACK RABBIT: Good morning, Piggy Wig!
Where are you going?


PIGGY WIG: I am going to the woods.
I want to make a house.

JACK RABBIT: May I go with you?

PIGGY WIG: What can you do?

JACK RABBIT: I can cut down trees.
You can not cut them down.

PIGGY WIG: Come with me. I want you.



GRAY GOOSE: Good morning, Piggy Wig!
Where are you going?

PIGGY WIG: I am going to the woods.
I want to make a house.

GRAY GOOSE: May I go with you?

PIGGY WIG: What can you do?

GRAY GOOSE: Your house will have cracks.
I can fill all the cracks.

PIGGY WIG: Come with me. I want you.

RED COCK: Good morning, Piggy Wig!
Where are you going?

PIGGY WIG: I am going to the woods.
I want to make a house.

RED COCK: May I go with you?

PIGGY WIG: What can you do?

RED COCK: I can wake you up.
I say, "Cock-a-doodle-doo!"


PIGGY WIG: Come with me. I want you.





Soon they came to the woods.
Jack Rabbit cut down the trees.
Piggy Wig made the house.
Gray Goose filled the cracks.
Red Cock waked them up.
“Cock-a-doodle-doo!” he said.


FOLK TALE.





THE LITTLE PIG

Once there was a little pig.
He lived with his mother in a pen.
One day he saw his four little feet.
“Wee, wee, Mother!” he said.
“See my four little feet!
What can I do with them?”
She said, “You can run with them.”
The little pig ran and ran.
He ran round and round the pen.



One day he found his two little eyes.

“Wee, wee, Mother!” he said.

“See my two little eyes!

What can I do with them?”

She said, “You can see with them.”

The little pig looked and looked.

He saw his mother.

He saw the cow.

He saw the sheep.

One day he found his two little ears.

“Wee, wee, Mother!” he said.

“See my two little ears!

What can I do with them?”

She said, “You can hear with them.”


He heard the dog say, “Bow, wow!”

He heard the cat say, “Mew, mew!”

He heard the cow say, “Moo, moo!”

He heard the sheep say, “Baa, baa!”





One day he found his one little nose.

“Wee, wee, Mother!” he said.

“See my one little nose!

What can I do with it?”

She said, “You can smell with it.

Can you smell your dinner?”

The little pig wanted his dinner.

He could not smell it.

“Wee, wee, wee!” he said.

Soon he found his one little mouth.

“Wee, wee, Mother!” he said.

“See my one little mouth!

What can I do with it?”


She said, “You can eat with it.

You can eat your dinner.”

The little pig wanted his dinner.


He could not find it.

“Wee, wee, wee!” he said.





Soon a girl came to the pen.
She had something for Piggy.
Can you guess what it was?
The girl said, "Come, Piggy!
Come, Piggy, come!
I have something for you.
It is something good to eat."



What did the little pig hear
with his two little ears?

What did the little pig see
with his two little eyes?

What did the little pig do
with his four little feet?

What did the little pig smell
with his one little nose?

Guess what the little pig did
with his one little mouth.

FOLK TALE.





LITTLE RABBIT

Stop, stop, Little Rabbit!
Where are you going?
Do not run away from me.
I can not see you, now.
Where are you, Little Rabbit?
Oh, now I see you!
You are behind the flowers.
You are in the pretty clovers.

Stop, stop, Little Rabbit!
Do not eat the clovers.
They are so pretty.
They are so white.
They are white like your ears.
The clovers are so little, now.
Soon they will be big.
Then you may eat them.
Good-bye, Little Rabbit, good-bye!

L. E. ORTH.





JACK RABBIT'S VISIT

Father Squirrel lived in a tree.
His home was a hole in the tree.
Mother Squirrel lived there, too.
Three little squirrels lived with them.
They were pretty little squirrels.
They had big eyes and big tails.
They played in the trees.
They played on the ground, too.

One day they were all at home.

They were eating nuts.

Jack Rabbit came along.

He said, "May I come in?"

"Yes, come in," said Father Squirrel.

Jack Rabbit came into the house.

"Sit down," said Mother Squirrel.

He sat down on the floor.

A little squirrel said, "Eat some nuts!"

"No, thank you," said Jack Rabbit.

"I do not like nuts, Little Squirrel."



SQUIRREL: Rabbit, where do you live?

RABBIT: I live in the ground.
I have a warm hole there.

SQUIRREL: What do you eat?


RABBIT: Oh, I eat leaves.
What do you eat, Squirrel?

SQUIRREL: We eat nuts.
Will you live with us?

RABBIT: No! I can not live in a tree.
I must go, now. Good-bye!

MARY DENDY.





BOBBIE SQUIRREL'S TAIL

See Bobbie Squirrel.

What a big tail he has!

One day he ran down a tree.

Jack Rabbit was coming along.

His tail was little.

Jack Rabbit said, "Look at Bobbie!

He wants us to see his big tail."

Brown Owl said, "Oh, see Bobbie!

He has his tail above his back."




Bobbie Squirrel ran to a nut tree.
There were nuts under the tree.
Bobbie made a hole in the ground.
It was a big round hole.
He swept the nuts into it.
He swept them with his big tail.
Bobbie covered them with leaves.
He swept the leaves with his tail, too.
Then he ran to his home in the tree.
He will eat the nuts next winter.

Guess what Bobbie found at home!
He found shells on the floor!
A little squirrel had put them there.
“Oh, dear me!” said Bobbie.
“The floor must be swept!”
So Bobbie swept the floor.
He swept it with his big tail.
By and by night came.
Bobbie went to sleep on the floor.
Guess what he did with his tail!

CAROLYN S. BAILEY.





NED VISITS GRANDMOTHER

Ned had a little red cart.

He wanted Grandmother to see it.

His mother gave him a big apple.


She gave him some cookies, too.

He put the apple and the cookies
into the cart.

Then he went to see Grandmother.

Soon Ned came to a meadow.
He saw Little Pig there.
“Good morning!” said Ned.
Little Pig said, “Wee, wee!
I want some cookies.”
Ned said, “No, no, Little Pig!
They are for Grandmother.
Come with me to her house.
She will give you some dinner.”
So Little Pig went along with Ned.





Soon they came to a barn.

Ned saw White Hen.

“Good morning!” said Ned.

White Hen said, “Cluck, cluck!

I want some cookies.”

Ned said, “No, no, White Hen!


They are for Grandmother.

Come with us to her house.

She will give you some dinner.”

So White Hen went along with them.

Soon they came to a house.
Gray Kitten was in the yard.
“Good morning!” said Ned.
Gray Kitten said, “Mew, mew!
I want some cookies.”
Ned said, “No, no, Gray Kitten!
They are for Grandmother.
Come with us to her house.
She will give you some dinner.”
So Gray Kitten went along with them.





Soon they came to a big tree.

Little Bird was in the tree.

He flew down to the ground.

“Good morning!” said Ned.

Little Bird said, “Peep, peep!

I want some cookies.”

Ned said, “No, no, Little Bird!

They are for Grandmother.

Come with us to her house.

She will give you some dinner.”

So Little Bird went along with them.

Grandmother looked down the road.

“What do I see?” she said.

“Oh, it is little Ned!

Good morning, Ned!”

Ned said, “Good morning!

See my red cart, Grandmother!

I have some cookies for you.

I have a big apple for you, too.”

Grandmother said, “Thank you, Ned!

I like cookies and apples.”



GRANDMOTHER: Ned, what can I give you?


LITTLE NED: Oh, give us some dinner!

GRANDMOTHER: What do you like, Ned?

LITTLE NED: Little Pig likes corn.
White Hen likes corn, too.
Little Bird likes bread.
Gray Kitten likes milk.
I like milk, too.

GRANDMOTHER: I will get corn and bread.
I will get milk, too.





Little Bird ate bread.

White Hen and Little Pig ate corn.

Ned and Gray Kitten drank milk.

Grandmother ate the cookies.

She ate the apple, too.

Ned said, "We must go now.

Thank you for the good dinner."

"Good-bye, Ned," said Grandmother.

"Good-bye, Grandmother," said Ned.

Soon they came to the big tree.

“Good-bye, Little Bird,” said Ned.

“Peep, peep!” said Little Bird.

Next they came to the house.

“Good-bye, Gray Kitten!” said Ned.

“Mew, mew!” said Gray Kitten.

Next they came to the barn.

“Good-bye, White Hen!” said Ned.

“Cluck, cluck!” said White Hen.

Next they came to the meadow.

“Good-bye, Little Pig!” said Ned.

“Wee, wee!” said Little Pig.

Ned ran to his mother.

MARION WATHEN.





NATURE

85



LITTLE OWL

Little Owl lived with Mother Owl.

One night Mother Owl said, "Whoop!

Big owls say 'Whoop, whoop!'

You must say 'Whoop, whoop.' "

Little Owl said, "Oh, no, Mother!

I don't want to say 'Whoop, whoop.' "

Mother Owl said, "You must say 'Whoop.'

The boy and the cat will hear you.

They will run away from you."

Little Owl would not say "Whoo."

Mother Owl said, "A cat will get you!"

Little Owl said, "What is a cat?"

Mother Owl said, "A cat has big eyes.

It can see at night.

It eats birds."

Little Owl said, "What do cats say?

Do cats say 'Whoo, whoo,' Mother?"

"No, no!" said Mother Owl.

"Cats say 'Mew, mew!' "


"Mother, Mother!" said Little Owl.

"I want to see a cat!

I want to hear her say 'Mew, mew!' "

Mother Owl said, "You must say 'Whoo.'

You are not a good little owl."



One day Mother Owl flew away.

Little Owl sat in a tree.

“Mew, mew!” he said. “Mew, mew!”

A cat heard him say, “Mew, mew!”

She said, “Little Owl, Little Owl!

Can you eat a mouse?”

“Oh, yes!” said Little Owl.

The cat said, “Do you eat birds?”


“Oh, no! I am a bird,” said Little Owl.

The cat said, “I eat birds.

I will eat you, Little Owl!”

A boy came to the tree.
His name was Bobbie.
He was a kind little boy.
He saw Little Owl and the cat.
Bobbie said, "Cat, go away!
You must not eat Little Owl!
I want to take him home with me.
I want to give him some dinner.
Good-bye, Cat, good-bye!"
So Bobbie took Little Owl home
with him.






Little Owl was not happy.
He wanted to go to his mother.
That night Mother Owl came to him.
Little Owl said, "Mother, Mother!
I will be a good little owl.
I will say 'Who, whoo!'
Take me home with you."
Mother Owl said, "No, no, Little Owl!
I can not take you with me."
In the morning she flew away.

Little Owl would not eat his dinner.
All day he said, "Who, who!"
Bobbie's mother heard Little Owl.
She said, "Bobbie, hear Little Owl!
He wants to go to his mother.
Take him to his home."
Bobbie took Little Owl to the woods.
"Mother Owl! Mother Owl!" he said.
"Do you want Little Owl?"
Mother Owl said, "Who, who!"
Little Owl said, "Who, who," too.
Bobbie gave Little Owl to his mother.
How happy they all were!

ANNE SCHÜTZE.






WHAT BROWN PUSSY SAW

Once Gray Pussy sat in a tree.
Brown Pussy sat on the ground.
Gray Pussy looked at Brown Pussy.
Brown Pussy looked at Gray Pussy.
“Good morning,” said Gray Pussy.
“Mew, mew,” said Brown Pussy.
“What a pretty coat you have!”

Brown Pussy ran away.
Gray Pussy looked at her.
She said, "See Brown Pussy run!
I wish I could run, too."
Brown Pussy ran to her home.
Guess what she said to her mother!
She said,
 "A little gray kitten
 Sat in a tree!
 I looked at her,
 She looked at me!"

KATE L. BROWN.





THE BROOK

Brook, brook, come along.
Run along with me!
Oh, what happy playmates
You and I will be!


You can run, I can run.
Both of us can sing,
Tirili, tirili,
Ting, ting, ting!

Brook, brook, come along.
Run along with me!
Oh, dear me, I tumbled in!
What a sight to see!

You are wet, I am wet.
Still we both can sing,
Tirili, tirili,
Ting, ting, ting!

LAURA E. RICHARDS.





THE WINDMILL

Once there was a big windmill.
It went round and round.
It gave water to the horses and
the cows.

It gave water to the sheep, too.
One day it said, "I will stop!
I will not go round and round."
So the windmill was still all day.

By and by the wind came.

It said, "I will help you, Windmill.

I will make you go round and round and round."

"No, no!" said the windmill.

"I don't want to go round and round and round.

I don't want you to help me.

I want to be still all day."

The wind said, "You must go round!


The horses and cows want water.

I will blow for you."

The windmill would not go.

It would not bring any water.

So the wind went away.



By and by the horses came home.
They had helped the farmer all day.
The cows and the sheep came, too.
They all ran to the windmill.
They all wanted some water.
There was no water for them!
They said, "Oh, Windmill!
Will you be kind to us?
Will you give us water, Windmill?"

The windmill was not happy.
It said, "There is no water.
Wind, come and help me."
The wind came at once.
"I will blow for you," it said.
The windmill went round and round
Soon the water came.
The horses drank and drank.
The cows and the sheep drank, too.
How happy the windmill was!

KATHLYN LIBBEY





WHO LIKES NORTH WIND ?

“Oo-oo! Oo-oo!” said North Wind.

Little Bird sat in a tree.

He wanted to keep warm.

“Peep, peep! Peep, peep!” he said.

“How cold the wind is!

Winter is coming.

I must fly away. Good-bye!”



“Oo-oo! Oo-oo!” said North Wind.

Gray Squirrel sat on the ground.

“How cold the wind is!” he said.

“Winter is coming.

There are nuts in the woods.

I will fill my nest with nuts.

I can eat them in the winter.

My nest will keep me warm.

I will go to my home in the tree.”





“Oo-oo! Oo-oo!” said North Wind.

Black Kitten was in the yard.

“Mew, mew, mew!” he said.

“How cold the wind is!

Winter is coming.

I want to go into the house.

I can keep warm there.

I can get some milk there, too.

I can sleep on the warm floor.

Mew, mew! Mew, mew!

Let me come into the house!”

“Oo-oo! Oo-oo!” said North Wind.

Jack ran to the barn.

“Hurrah! Hurrah!” he said.

“How cold the wind is!

Winter is coming.

It is going to snow.

I will make a snow man.

I will ride down the hill, too.

Hurrah! Hurrah! Hurrah!”



“Oo-oo! Oo-oo!” said North Wind.

“How happy I am, now!

I have found a playmate.

Oo-oo, Jack, oo-oo!

The white snow is coming.


See! It is coming now!

You and I will be playmates.

How happy we will be!

Oo-oo, Jack, oo-oo!”

FOLK TALE.





FESTIVALS



HOW PATTY GAVE THANKS

Cow: Good morning to you all!
I have something to tell you.
Can you guess what it is?

Horse: Is it about a little girl?

Cow: Yes! It is about a little girl.
Can you guess who she is?

Sheep: Is it something about Patty?

Cow: Yes! It is about Patty.

HORSE: I want to hear about Patty.
We all love Patty.

SHEEP: Yes! Tell us about Patty.

COW: What a good girl Patty is!
She came to me this morning.
She said, "Good morning, Cow!
This is Thank-you day.
You give me milk.
I like your good milk.
Thank you, Cow, thank you!"
She gave me a big apple.
I like to give milk to Patty.





SHEEP: Bob, did you see Patty?


HORSE: Yes, Patty came to me, too.
She said, "You dear horse!
You give me rides.
Thank you, Bob, thank you!"
She patted me and patted me.
Then she gave me some hay.
I will give her a ride soon.

COW: How kind Patty is!
Bob likes to give her rides.
I like to give her milk.

HORSE: Did Patty thank you, Sheep?

SHEEP: Yes, she came to us, too.
She said, "Good morning!
I know what you give me.
You give me wool.
The wool keeps me warm.
Thank you, thank you!"
Then she gave us some water.

COW: How kind Patty is!
Bob likes to give her rides.
Sheep like to give her wool.
I like to give her milk.



Cow: Did Patty thank the hens, too?

HORSE: Yes! I heard her thank them.
Then she gave them some corn.

SHEEP: What do the hens give Patty?

Cow: They give her eggs.

HORSE: She said "Thank you" to us all.

Cow: How kind Patty is!
Bob likes to give her rides.
Sheep like to give her wool.
Hens like to give her eggs.
I like to give her milk.

EMILIE POULSSON.





THE LITTLE CHRISTMAS TREE

Once there were three trees.

They lived on a hill.

One tree was big.

One tree was not so big.

One tree was little.

The snow came down upon them.

They said, "Christmas is coming!

We want to be Christmas trees!"



A little bird came along.

The little bird was lost.

He could not find his mother.

He went to the big tree.

“Are you a kind tree?” he said.

“May I sit in your branches?

The snow is so cold!”

The big tree said, “No, no!

I don’t want birds in my branches.

I am going to be a Christmas tree!”

“How cold I am!” said the bird.
“I wish I could find a kind tree!
It would keep me warm.”
He went on up the hill.
Soon he came to the next tree.
“Are you a kind tree?” he said.
“May I sit in your branches?
The snow is so cold!
I am lost, dear Tree.
I can not find my mother.”
Now the tree was not kind.
It was like the big tree.
It said, “No, Little Bird, no!
I don’t want birds in my branches.
I am going to be a Christmas tree!”



“How cold I am!” said the bird.

“I wish I could find a kind tree!”

He went on up the hill.

Soon he came to the little tree.

He said, “Little Tree, I am lost!

May I sit in your warm branches?

The snow is so cold!”

Now the little tree was kind.

It was not like the other trees.

It said, “Oh, yes, dear Bird!

You may sit in my branches.”

How happy the little bird was!

By and by the bird heard something.
A sleigh was coming up the hill!
It did not stop at the big tree.
It did not stop at the next tree.
On it went to the little tree.
“It has come to us!” said the bird.
A man jumped out of the sleigh.
Can you guess who he was?



“What a pretty tree!” said the man.
“I want it for a Christmas tree.”
So he took it with him in the sleigh.
He took the little bird, too.
He said, “I will take you to Patty.
She will keep you warm.”
Away they all flew in the sleigh.
How happy the little tree was!
How happy the little bird was!

MARY McDOWELL.



OUR FLAG

I know three little sisters.
You know the sisters, too.
For one is red, and one is white,
The other one is blue.

Hurrah for the three little sisters!
Hurrah for the red, white, and blue.
Hurrah! Hurrah! Hurrah! Hurrah!
Hurrah for the red, white, and blue.

E. L. McCORD.



THE EASTER RABBIT

Little Rabbit sat by the road.

Ray and May came along.

They did not see Little Rabbit.

“Easter is coming soon,” said May.

“Let us make a nest in the yard.

The Easter Rabbit will see it.

He will leave pretty eggs in it for us.”

Ray said, “Yes, let us make a nest!”

Away they ran to make the nest.

Little Rabbit ran to his mother.

“I want to be the Easter Rabbit,”
he said.

“What is the Easter Rabbit?”
said his mother.

“The Easter Rabbit puts eggs
into nests,” he said.

“Ray and May are going to make
a nest in the yard.

I want to put eggs into it.”


His mother said, “Do not go away!

Ray and May will get you.”



Mother Rabbit went to the garden.
Then Little Rabbit ran away.
He wanted to find Easter eggs.
Ray and May saw Little Rabbit.
They ran after him.
“Stop, Little Rabbit!” said Ray.
“Stop! We want you.
Oh, now we have you!
We will keep you in the barn.”
They took Little Rabbit to the barn.
They patted him and patted him.
They gave him leaves for dinner.





Little Rabbit wanted his mother.
Ray said, "The rabbit is not happy.
Let us take him to the yard.
He will put Easter eggs into the nest!"
They took Little Rabbit to the yard.
Away he ran down the road!
By and by Little Rabbit stopped.
He said, "I will go back to the yard.
I want to make Ray and May happy.
I want to be the Easter Rabbit.
I will look for eggs in the yard."




Little Rabbit ran back to the yard.
He could not find any eggs there.
Then he looked in the nest.
Can you guess what he saw?
He saw two little kittens!
One kitten was white.
The other kitten was black.
Then he saw the mother cat.
She had a gray kitten in her mouth.
She put it into the nest, too.

Soon May came to the nest.
She was looking for Easter eggs.
“Oh, see the kittens!” she said.
“Come, Ray! See what is in the nest!”
Ray ran to look in the nest.
“What pretty kittens!” he said.
How happy Ray and May were!
Little Rabbit was happy, too.
“The cat is the Easter Rabbit!” he said.
Then he ran home to his mother.


ANNE SCHÜTZE





IN THE BARN YARD

Once there was a big barn yard.
White Cow and Piggy Wig lived in it.
Red Hen and Gray Pony lived there, too.
Piggy Wig said, "Wee, Wee!
What a good day to eat and sleep!"
Red Hen said, "Cluck, cluck!
What a good day to go to the garden!"
White Cow said, "Moo, moo!
What a good day to eat hay!"
Gray Pony said, "Good morning!
What a good day to give rides!"



Piggy Wig said, "Wee, wee!

I want to eat and sleep.

I don't want to give rides."

Red Hen said, "Cluck, cluck!

I want to go to the garden.

I don't want to give rides."

White Cow said, "Moo, moo!


I want to go to the meadow.

I want to eat hay there.

I don't want to give rides."

Gray Pony said, "I want to run.

I want to give master a ride."



The master came to the barn yard.
He said, "Piggy Wig, eat your dinner.
You may eat and sleep all day.
Red Hen, go to the garden.
You will find something to eat there.
White Cow, go to the meadow.
You will find hay there.
Gray Pony, come to me.
We will go to see a sick girl.
She lives far, far away."

The master jumped upon Gray Pony.
Away they went galloping, galloping,
galloping.

By and by they came to the home
of the sick girl.

The master went into the house.

Soon he came back to Gray Pony.

He said, "We helped the sick girl.

She can go out to play, soon.

You are a good pony."

How happy Gray Pony was!

The master jumped upon Gray Pony.

He said, "Now we will go home."

Away they went galloping back
to the barn yard.


Red Hen said, "Cluck, cluck, Gray Pony!
I ate corn in the garden."

White Cow said, "Moo, moo!
What a good day I have had!
I ate hay in the meadow."

Piggy Wig said, "Wee, wee!
What a good sleep I have had!
I had a good dinner, too."

Gray Pony said, "How happy I am!
I have had a good day, too.
I helped the little girl."

FRANCES WELD DANIELSON.





SLUMBERLAND



ALICE AND THE BIRD

Alice was fast asleep.

A bird saw her.

“Wake up! Wake up!” sang the bird.


“Wake up, Little Girl!” it sang.

Alice waked up!

She jumped out of her bed.

She saw the bird in the tree.

Alice went to play with Patty.
She took her doll with her.
Patty said, "I want the doll!"
Alice said, "No, I want it!"
"Give up! Give up!" sang the bird.
Alice looked up into the tree.
There sat the bird!
"Give up! Give up!" it sang.
"I hear you, Little Bird," said Alice.
"I will give up! I will give up!
Patty, you may have the doll."



Alice went home to dinner.
Her mother was not there.
“Oh, where is mother?” she said.
“I want my dinner!”
“Cheer up! Cheer up!” sang the bird
Alice looked up into the tree.
There sat the bird!
“Cheer up! Cheer up!” it sang.
“I will cheer up,” said Alice.
“I will cheer up and be happy.”
She ran to play with her kitten.
She sang and was happy.



After dinner, Alice went for a ride.
Then her mother put her to bed.
Her black eyes would not shut.
“Shut them up!” sang the bird.
“Shut them up! Shut them up!”
“I will shut them up,” said Alice.
Soon she was fast asleep.
How happy the bird was!
It had helped Alice all the day.

EMILY ROSE BURT.





DARK PONY

Once there was a pony.

His name was Dark.

He took boys and girls to Sleepytown.

One night a boy stopped him.

The boy's name was Noddy.

Noddy said,

“Take me down

To Sleepytown!”

Noddy jumped upon Dark Pony.

Away they went galloping, galloping,
galloping.

Soon they came to a little girl.

The girl's name was Niddy.

Niddy said,

“Let me go, too,

Take me with you!”


Dark Pony stopped galloping.


Noddy said, “We will take you.”

Niddy jumped up behind Noddy.

“Go, go, Dark Pony!” she said.

Away they went galloping, galloping,
galloping.





Soon they came to a white dog.
The dog said,
 “Bow, wow, wow!
 Take me now!”
Dark Pony stopped galloping.
Noddy jumped down to get the dog.
Then he jumped upon the pony.
“Go, go, Dark Pony!” he said.
Away they went galloping, galloping,
galloping.

Soon they came to a black cat.

The cat said,

“Mew, mew, mew!

Take me, too!”

Dark Pony stopped galloping.

Niddy jumped down to get the cat.

Then she jumped upon the pony.

She took the cat with her.

“Go, go, Dark Pony!” she said.

Away they went galloping, galloping,
galloping.



By and by they came to a barn.

They saw a red cock there.

The red cock said,

“Cock-a-doodle-doo!

Take me, too!”

Dark Pony stopped galloping.

Niddy said, “Come, Red Cock!

You may sit behind me.”

The red cock flew up behind Niddy.

“Go, go, Dark Pony!” said Niddy.

Away they went galloping, galloping,
galloping.





Soon they came to the woods.

They saw a gray squirrel there.

The squirrel said,

“Take me, too,

Along with you!”

Niddy said, “Yes, Gray Squirrel.

We will take you.

Sit by the red cock.”

The squirrel sat by the red cock.

“Go, go, Dark Pony!” said Niddy.

Away they went galloping, galloping,
galloping.

They went galloping on and on.

How happy they all were!

They sang and sang and sang.

By and by Dark Pony stopped.

He had come to Sleepytown.

All the eyes were shut.


Niddy and Noddy and White Dog
and Black Cat and Red Cock and
Gray Squirrel were all fast asleep.



THE ALPHABET

a b c d e f g h
i j k l m n o p q r
s t u v w x y z

A B C D E F G H
I J K L M N O P Q R
S T U V W X Y Z



WORD LIST

The following list contains the words used in the Primer that have been developed in the Pre-Primer work. The number indicates the page on which the word first appears.

a, 7	father, 14	little, 15	said, 7
and, 11	find, 7		sat, 18
are, 13	flew, 8		saw, 8
away, 8	fly, 20	may, 34	see, 12
		me, 11	she, 16
baa, 22		mew, 13	sheep, 22
barn, 9	garden, 53	milk, 10	some, 16
bird, 8	gave, 10	moo, 21	
bow-wow, 31	girls, 17	mother, 18	
boys, 21	give, 21	mouse, 9	the, 7
	go, 28		them, 10
can, 14	good-bye, 20	nest, 17	they, 13
cat, 7		no, 7	three, 18
cluck, 24	hen, 24	not, 15	to, 7
coo, 21	house, 10		tree, 17
cow, 21		one, 12	two, 17
dinner, 7	I, 11	play, 26	we, 7
do, 26	in, 14		wet, 13
dog, 15	is, 11		white, 11
dove, 27	it, 8	rabbitt, 60	will, 7
		rained, 13	
eggs, 18	like, 11	ran, 9	yes, 15
		run, 61	you, 14

The following list contains the words in the Primer that were not taught in the Pre-Primer lessons. A number of these words have been developed phonetically in earlier lessons, and are therefore not new to the child when read on the pages indicated. Such words are printed in *italic type*.

7 Alice	20 soon	28 Bobbie	40 oh
come	could	his	take
8 kittens	21 wings	apples	41 home
too	don't	29 <i>he</i>	42 their
9 went	wish	any	43 playmate
10 for	had	morning	fast
11 Spot	want	have	asleep
my	22 wool	30 who	44 blow
black	keeps	tell	<i>horn</i>
12 has	warm	31 thank	under
four	23 horse	32 farmer	haycock
gray	rides	33 with	45 <i>wake</i>
13 day	25 all	34 bag	up
was	happy	full	47 Bo-peep
were	am	35 did	lost
sleep	26 where	bring	tails
14 basket	Mr. <i>Jay</i>	36 sing	behind
what	<i>land</i>	sister	49 hear
guess	of	meadow	50 sir
16 her	that	37 must	dame
17 pretty	far	make	lives
18 on	27 Mrs.	master	lane
from	love	38 leave	52 coat
blue	<i>how</i>	alone	53 pig
19 there	get	39 corn	down
after	above	your	road
sang			came
looked			flowers
			<i>wee</i>

54 red chickens by eat	65 mouth	76 Ned cart grand- mother him cookies	103 hurrah snow man hill
56 stop out back	66 something	79 yard	106 about Patty
57 Piggy Wig woods cut	68 <i>now</i> clovers	82 bread	108 patted
58 cracks fill	69 <i>so</i> <i>be</i> big <i>then</i>	83 ate	109 know
59 <i>say</i> Cock-a- doodle- doo	70 squirrel hole <i>ground</i>	86 whoo	111 upon Christ- mas
60 Jack made goose	71 <i>at</i> nuts along sit floor	89 <i>name</i> <i>kind</i> took	112 branches
61 once pen feet round	72 us	91 would	114 other
62 found eyes	73 coming Brown Owl	92 pussy	115 sleigh jumped
63 ears heard	74 swept covered next winter	94 brook both tirili <i>ting</i>	118 <i>Ray</i> Easter
64 nose smell	75 shells put <i>dear</i> night	95 tumbled sight still	121 stopped
		96 windmill water	124 pony
		97 help	126 sick
		100 North cold	127 galloping
		102 let	130 <i>bed</i>
			131 doll
			132 cheer
			133 shut
			134 dark Sleepytown
			135 Niddy Noddy





MANUAL
FOR
THE ELSON-RUNKEL
PRIMER
(REVISED EDITION)

**PRESENTING A DETAILED METHOD OF PROCEDURE
FOR THE TEACHING OF READING**

BY

WILLIAM H. ELSON
AUTHOR ELSON GOOD ENGLISH SERIES

AND

LURA E. RUNKEL
PRINCIPAL PATTISON SCHOOL, SUPERIOR, WISCONSIN

SCOTT, FORESMAN AND COMPANY
CHICAGO ATLANTA NEW YORK

COPYRIGHT, 1921, BY
SCOTT, FORESMAN AND COMPANY
243

For permission to use copyrighted material, grateful acknowledgment is made to the Pilgrim Press and to the author for "The Three Rabbits," by Carolyn S. Bailey, from *Little Animal Stories*; and to Milton Bradley Company for "The Birds' Home," by Evelyn Lincoln, from *Half a Hundred Stories*.

CONTENTS

INTRODUCTION	PAGE
The Elson-Runkel Method	151
A Distinguishing Feature	152
Pre-Primer Work	154
Preparatory Development of Each Primer Story	155
Provision for Silent Reading	155
Word Control Through Phonetics	156
Divisions of the Manual	157
PART ONE (Practical Suggestions)	
Factors in Reading Ability	159
Aids to Comprehension	159
Eye Movement and Phrasing Ability	162
Sentence, Phrase, Word, and Phonetic Development	163
Reading from the Book	163
The Personal Touch	164
Children's Limited Experience	164
Suggestions for Supplementary Work	165
Games for Drill	166
Supplementary Equipment	166
PART TWO (Games for Drill)	175
PART THREE (Pre-Primer Work)	
Chart for Pre-Primer Work	184
Outline of Lesson Plans	185
The Family	<i>Friedrich Froebel</i> 186
How the House Was Built	<i>Maud Lindsay</i> 194
The Little Bird	<i>Mother Goose</i> 203
Action Lesson	209
The Bird House	<i>Old Rime</i> 213
One, Two, Three	<i>Old Rime</i> 219
The Birds' Nest	<i>Evelyn Lincoln</i> 225
The Little Red Hen	<i>Old Tale</i> 237
Action Lesson	250
Silent Reading Lesson	252
The Good Rain	254
The Cat and the Mouse	<i>Folk Tale</i> 265
The Three Rabbits	<i>Carolyn S. Bailey</i> 274
General Review	282
Summary of Part Three	282
PART FOUR (Primer Work)	
Chart for Primer Work	284
The Cat's Dinner	<i>Lillian M. Allen</i> 287

	PAGE
Spot's Kittens.....	<i>Josephine Jarvis</i> 293
Alice and Her Kitten.....	<i>Jane L. Hoxie</i> 297
What Was in the Nest?.....	<i>Boston Kindergarten Stories</i> 302
The White Dove.....	<i>Harriet Warren</i> 306
The Jay and the Dove.....	<i>L. Alma-Tadema</i> 309
Bobbie and the Apples.....	<i>Kate Whiting Patch</i> 312
Alice and Her Mother.....	<i>Old Tale</i> 317
Little Boy Blue.....	<i>Mother Goose</i> 321
Little Bo-Peep.....	<i>Mother Goose</i> 323
Baa, Baa, Black Sheep.....	<i>Mother Goose</i> 324
The Pig's Dinner.....	<i>Maud Lindsay</i> 325
Piggy Wig's House.....	<i>Folk Tale</i> 328
The Little Pig.....	<i>Folk Tale</i> 331
Little Rabbit.....	<i>L. E. Orth</i> 335
Jack Rabbit's Visit.....	<i>Mary Dendy</i> 337
Bobbie Squirrel's Tail.....	<i>Carolyn S. Bailey</i> 340
Ned Visits Grandmother.....	<i>Marion Wathen</i> 342
Little Owl.....	<i>Anne Schütze</i> 348
What Brown Pussy Saw.....	<i>Kate L. Brown</i> 352
The Brook.....	<i>Laura E. Richards</i> 354
The Windmill.....	<i>Kathlyn Libbey</i> 356
Who Likes North Wind?.....	<i>Folk Tale</i> 359
How Patty Gave Thanks.....	<i>Emilie Poulsson</i> 362
The Little Christmas Tree.....	<i>Mary McDowell</i> 366
Our Flag.....	<i>E. L. McCord</i> 369
The Easter Rabbit.....	<i>Anne Schütze</i> 371
In the Barnyard.....	<i>Frances Weld Danielson</i> 374
Alice and the Bird.....	<i>Emily Rose Burt</i> 377
Dark Pony.....	<i>Folk Tale</i> 380
Summary of Part Four.....	383
General Summary of Phonetics.....	384

INTRODUCTION

In order to teach reading effectively, some systematic plan or method must be followed which will give beginners the ability to *interpret the thought* of the printed page, and at the same time equip them with independent control of the mechanical problems involved. Such a method, definite and detailed, is presented by the Manuals accompanying the Elson-Runkel Primer and the Elson Readers, Books One and Two.

THE ELSON-RUNKEL METHOD

The Elson-Runkel Method is based on the belief that *interesting content* is the most important factor in learning to read; that, the keynote of interest is the story-plot; and that the child's delight in the oral story should be utilized in the very first steps of reading. In consequence, this method provides the child with stories of such nature as will grip his interest and constantly develop his power for connected thinking, by means of incident and plot-structure. Through the use of this *vital content* the method develops the various phonetic elements of our language, one by one, as they are encountered in the story. A content of simple but vivid stories, expressed in a typical child vocabulary, will inevitably contain these phonetic elements, and will bring them to the child in the course of his reading *needs* quite as rapidly as he is capable of mastering them. Moreover, the type words selected from such material for drill purposes will come to him in interesting associations—as *integral parts of real stories*. Contrast the type words found in many primers, doled out to the child in stiff, unnatural sentences, built up merely to develop certain word sounds. In the nature of things, reading material constructed on this artificial basis is certain to lack continuity of thought. Indeed, pages of such primers

may be read almost as effectively by beginning with the last sentence and reading up to the top of the page as by reading in the usual way from top to bottom.

Prepared by the Elson-Runkel Method, the child is eager to master the mechanical difficulties in order that he may read more of the delightful stories provided for him. The important words in the story, rich in meaning to him, he quickly learns to recognize at sight in print or script sentences—a different process from memorizing isolated words merely to drill on some phonetic element. Soon a working vocabulary of printed words is at the child's command, acquired not by painful drill on meaningless forms, but through interesting associations. Thus he is able to read the story he knows and loves. From this point forward, awakened interest and purposeful motive carry him over the formula—from the told story to the reading of the same story in simplified form—with a joy and a growing sense of power to get meaning from the printed page, unknown in a method that subordinates content to memory drill. Throughout, he is eager to master sentences, phrases, and words because they come to him as new forms of a content in which he already has abundant interest. This motive compels him to acquire control of all the problems involved in reading. An important feature of this method is that it economizes effort, not only by utilizing the spontaneous power of interest, but also by developing phonetic elements, *as one by one, they arise naturally in the child's reading*. In this way the motive for mastering difficulties is constantly present, and knowledge acquired is immediately applied, without the painful drill necessary in less vital methods.

A DISTINGUISHING FEATURE

The distinguishing feature of the Elson-Runkel Method is that by it the child is made thoroughly familiar with the plot of each story, before he attempts to read the text. To accomplish this end,

the teacher tells the fuller story (printed in Parts Three and Four of the Manual), of which the text version is merely a simplified form. This "background of familiarity" provided by the oral story is the most important contribution of the Elson method to the pedagogy of reading. Such a point of departure possesses five distinct advantages:

(1) It enables the child to follow intelligently the thread of the narrative, when he comes to the reading of the Primer text. Without some foreknowledge of the plot action, the beginner is so engrossed in the effort to interpret individual words that he is unable to see clearly the movement of the story.

(2) It develops the power of connected thinking—the ability to grasp the relationship which each sentence bears to the story-incident.

(3) It makes the child thoroughly familiar with the sound and meaning of the words he will later find in reading the text. With this feature in mind, the authors have carefully adapted the oral stories in such a way as to use over and over again the Primer vocabulary. If the child has previously known (orally) a certain word used in the text, his memory of it is thus immediately refreshed; on the other hand, if he has never previously heard the word, he is now made familiar with it, as an integral part of an interesting incident.

(4) It enables the child to see the relationship of each printed word to the sentence-thought, instead of looking upon the word merely as an isolated symbol. This *complete* mastery of the word is insured by the fact that the sentence-thought has already been unfolded to him orally in substantially the same form.

(5) It enriches and illuminates the Primer narrative for the child, by adding a setting and interesting details which cannot be given in the text because of vocabulary limitations.

PRE-PRIMER WORK

The customary preparation for the reading of the Primer selections, before the text is placed in the hands of the child, is fully treated in the Manual, under the heading "PRE-PRIMER WORK." This preliminary training, however, differs from the mechanical drill so prevalent, in that it is based on a group of stories, and the interesting "background of oral familiarity" with which they are associated. These stories, which are to be told by the teacher, are printed in PART THREE of the Manual. They are not the same as the Primer narratives, but are similar to them in theme, and contain the most important words of the early text material. Thus, through the use of the oral story, these fundamental words are thoroughly developed for the child, before he attempts to read the Primer text.

A unique feature of distinct value provides these stories in simplified form as reading material during the Pre-Primer stage. By means of a Pupil's Hand Chart, or child's first book, these stories are presented to the pupil in a thirty-two page booklet, fully illustrated in colors; they are also provided in a Wall Chart of the usual type. This Pupil's Hand Chart, which appeals to the pupil as a "baby brother" of the Primer, adds greatly to the child's interest by giving him a book *early*; it offers opportunity, with a small, inexpensive booklet, to train him in the handling of a book; in type, page-size, and color-scheme it is identical with the Primer, for which it prepares; and the material, which is the same as that of the Wall Chart, lends itself to socialized work. Finally, small groups of beginners can be equipped at a saving over the Wall Chart, owing to the low price of the Pupil's Hand Chart.

In the Pre-Primer work, as well as in the Primer text, the stress is laid on *complete* mastery of the word through its relationship to the sentence-thought. In this connection, it will be noticed that the basis of the preliminary work is *interest through oral*

familiarity. Thus, the Elson-Runkel Method presents, from first to last, a definite and harmonious mode of procedure.

The Pre-Primer work, as outlined in the Manual, covers a period of seven weeks, but varying school conditions may make it desirable for the teacher to modify either the time devoted to this work, or the number of words developed. Teachers who prefer to postpone the introduction of phonetics until the Primer text is begun can readily do so, since all the words developed in the Pre-Primer work appear in the early pages of the Primer.

PREPARATORY DEVELOPMENT OF EACH PRIMER STORY

When the Primer is placed in the hands of the child, further preparatory work in word-control is given in connection with each story, before the reading of the text is attempted. In this treatment, the words which were not taught in the Pre-Primer work are thoroughly developed from sentences. It will be remembered that the teacher has already told the fuller version of the story, thereby making these words orally familiar to the child. The transition, therefore, from oral to visual interpretation is made natural and simple.

PROVISION FOR SILENT READING

Special attention is given in the Elson-Runkel Method to the development of skill in Silent Reading. The following provisions insure a constant growth in comprehension and speed through practice in Silent Reading:

(1) Silent Reading lessons are distributed at intervals throughout the Pupil's Hand Chart and the Wall Chart. (See pages 200, 209, 252 of this Manual, and pages 5, 8, 23 in Chart.)

(2) Twenty seat work lessons (see cards of New Set VII-A) are provided, of such a nature as to bring into action the pupil's play instinct. The Manual suggests the appropriate places for

the use of these cards and offers detailed plan of operation. (See Manual, pages 172, 218, etc.) A similar set of cards, New Set VII-B, is provided for Book I, thus affording continuous practice in Silent Reading throughout the year.

(3) A large number of games (see page 175) are suggested, many of which afford practice in Silent Reading.

(4) The Manual from time to time offers suggestions for additional Silent Reading practice. (See pages 308, 346, etc.)

(5) Further supplementary practice in Seat Work Silent Reading is furnished by the cards of New Set VI. (See page 171.)

WORD-CONTROL THROUGH PHONETICS

The manner in which the Elson-Runkel Method enables the child to read the interesting content of the Primer has already been made clear. The ability to read a given book, however, is not an end in itself, but merely a foundation for the larger power of controlling new words as they are encountered in more general reading, where the "background of familiarity" is wanting. This larger power, it is universally recognized, comes most easily through mastery of the various phonetic elements of our language. The value of this training lies in the fact that it enables the child to control not only the particular type word chosen to illustrate a given phonetic element, but also all words of the same family wherever found in later reading. A detailed plan for establishing such mastery is carefully marked out by the Elson-Runkel Method. This plan, however, differs from that of prevailing mechanical methods, in that the phonetic elements are taken up as, one by one, they appear in the printed story. Thus the child's immediate reading needs, and not arbitrary, adult opinions, determine the order in which these elements are treated, and furnish the motive for their mastery.

DIVISIONS OF THE MANUAL

For the sake of convenience, the Elson-Runkel Method is treated in the Manual under the following heads:

Part One—Practical Suggestions (page 159).

Part Two—Games for Drill (page 175).

Part Three—Pre-Primer Work (page 184).


Part Four—Primer Work (page 284).

Part One discusses certain fundamental points in the teaching of reading which should be given special attention.

Part Two consists of a series of games (for the most part in connection with card devices) for drill in silent reading and in sentence, phrase, and word mastery.

Part Three provides lessons preparatory to the use of the Primer text. It thoroughly develops from parallel oral stories and verse (see pages 186 and 225 for examples) some seventy-three of the most important words found in the early Primer pages, as well as the sounds of certain phonetic elements. Systematic drill upon these fundamental words and sounds is provided through black-board work, card sets, charts, and games.

Part Four outlines the work in connection with the Primer text. It contains the fuller oral stories upon which the Primer versions are based, and a complete development of these selections, as well as the phonetic elements taught through them.



PART ONE

PRACTICAL SUGGESTIONS

FACTORS IN READING ABILITY

Good reading ability is made up of a number of factors, and the teacher should have a clear perspective of the relative values of these factors, as a daily guide in her class work. Obviously, the power to control words comes first. The teacher, however, should remember that word-mastery is merely a means to an end—the interpretation of the *thought* of the printed page. For reading is vastly more than mere word-getting. It is not sufficient that the child can recognize a given word at sight and call it correctly. He must also associate it with its appropriate meaning—it must suggest to him its full content. Finally, reading includes the ability to interpret thoughts in their organized relation to the story, that is, the power of following the plot.

Since thought-interpretation is the ultimate goal of all reading lessons, the teacher should constantly test her pupils to make sure that they have a thorough appreciation of the story-unit.

AIDS TO COMPREHENSION

Recent studies in silent reading give new emphasis to the fact that *comprehension of thought* is the primary aim in all reading. This fundamental truth has guided the authors in the preparation of the Elson-Runkel Method. Distinct provision is made for the following essential aids to comprehension:

I. Vital Story Content. Interesting stories constitute the most important factor in learning to read. Dr. Edwin B. Huey says, "The child loves a story, loves to get somewhere in what is said, wants an outcome to the discussion." Obviously the story-plot is

the keynote of interest. The Elson-Runkel Primer makes constant use of the child's curiosity in "what is going to happen next"; it is rich in stories having a plot, a series of incidents, and an outcome. A book that ignores the child's interest—his only motive for learning—by failing to provide him with vital story content is extremely wasteful of energy. For interest is the most powerful, impelling force; when it is lacking, its place must be taken by external force. Thus, vital story content that appeals strongly to the child's interest in plot-action is a powerful aid to the development of thought.

II. The Told Story. The child's delight in the oral story should be made use of in the very first steps of reading. Thus the school, beginning its work where the home leaves off and utilizing the capacities which the child brings with him, *builds upon* his previous experience. The use of the told story is the natural point of departure in teaching the child to read, for he has acquired in the home the power to translate spoken words into meaning and to visualize situations described by them. The five distinct advantages gained by the use of the oral story, with its "background of familiarity," are noted on page 153.

III. Page Unity. Not only does the Elson-Runkel Method make use of the oral story as an aid to comprehension, but the story-element has been unfolded in such a way as to make each page of the Pupil's Hand Chart and the Primer a distinct unit. The Primer lessons presuppose that the teacher has first told the children the fuller stories, as given in Parts Three and Four of this Manual. The oral story should be told to the children until a "background of familiarity" for the story-plot is well established. In this oral presentation, the teacher should make each incident stand out clearly, having the pupils track the story with her by means of the pictures in the Pupil's Hand Chart and the Primer. A good plan for testing the children's mastery of the plot is to ask them to give back the incidents of the story in proper order. Chil-

dren will be aided in this work by the fact that each important step in the story is accurately visualized in an illustration, each page of the text dealing with a distinct incident. The page unit forms a convenient basis for the retelling of a part of the narrative by individual pupils.

IV. The Illustrations. The illustrations in the Pupil's Hand Chart and the Primer are an important aid to comprehension. They are not mere decorations, but are so drawn as to present in visual form each step of the narrative. They give, as it were, a complete panorama of the story, unfolding the action pictorially as the text unfolds it through the printed word. So intimate is the connection between text and illustration that pupils may well be encouraged to study the pictures systematically before they begin to read. The teacher will share with the children the enjoyment that comes from this study, directing their attention to points in the pictures that make the story-action vivid. In this way the illustrations will serve their full purpose, enriching the text and aiding the children to gain the complete content of the story.

V. Dramatization. A further aid to comprehension is found in acting or playing the story. Practically all the stories of the Pupil's Hand Chart and the Primer lend themselves to dramatic treatment, thus providing an excellent type of project work. Dramatizing a story makes it *real* to the child and makes his impressions *vivid*. In this way the several incidents are made to stand out distinctly, and the child is enabled to reproduce them in their proper order. For, when the child becomes an actor in a drama he must hold in mind the run of events and do "team work" with others. The teacher should remember that entertainment and show are not the aims, but an accurate interpretation of the story—a better seeing and a keener appreciation. Some of the stories may well be dramatized several times, for this will call into action all the different children, offer opportunity for individual initiative, and strengthen the feeling of unity for the story-whole. If pupils are given a large

part in planning and arranging the dramatic presentation, the value of the exercise will be the greater.

EYE MOVEMENT AND PHRASING ABILITY

In reading, the eye moves along the line by leaps or jumps, making pauses by the way. Dr. Huey has pointed out that slow readers read a word at a time, while rapid readers visualize complete phrases, making only a few pauses per line. By scientific tests Dr. Gray has shown that the average number of eye pauses for eight elementary-school pupils rated as good readers was 6.1 per line, while that of nine pupils of like grades rated as poor readers was 10.8. Thus, the ability to take in longer groups of words—phrasing ability—is an important factor in reading efficiency. In oral reading the distance that the eye travels in advance of the voice is called the *eye-voice span*. Investigations show that good readers have a longer eye-voice span than poor readers. In the early grades, where oral reading predominates, the eye-voice span should steadily increase and the number of eye-pauses should decrease.

A simple experiment for showing the eye movement may be made by standing behind the reader and holding a hand-mirror in front of the reader's eyes in such position as will show the eye movement. Indeed, by this experiment one can roughly determine the number of pauses the eye makes per line. Since the eye span affects rate in reading, practice should be given to increase the eye span. Excessive drill on isolated words, so common in phonetic systems of beginning reading, tends to establish the habit of a short eye span, whereas drill on phrases and groups of words tends to develop the habit of a long eye span, so essential to speed and comprehension.

The Elson-Runkel Method makes definite provision for establishing the habit of phrasing. Through the use of flash cards (New Set IV) phrasing practice is given on word-groups of varying length, as they appear in the reading lessons from day to day. This

drill is supplemented by the use of phrase cards (New Set VI) for seat work, with which the pupil synthetically builds up his reading lesson, comparing it with the printed text. This practice is further supplemented by the use of drill cards (New Sets VII-A and B) for silent reading and crayoning. These cards provide tests for comprehension and at the same time supply seat work of an educational kind. These drills, supported by the free use of the blackboard and the Wall Chart, tend to decrease the number of eye-pauses, to increase the reading rate, and thus to aid in thought-getting.

SENTENCE, PHRASE, WORD, AND PHONETIC DEVELOPMENT

A complete system of phonetics is worked out in the Elson-Runkel Method, based on the vocabularies of the Primer and the Elson Readers, Books One and Two. The fundamental phonetic elements are thoroughly developed. The Primer Manual treats the various sound elements which enable the child to master the important phonetic words found in the text. (See Parts Three and Four of this Manual.)

Systematic drill should be given on the sentences, phrases, and words listed for that purpose. Advantage should be taken of the phonetic cards and games to make this part of the work enjoyable to the children. The plan provides for two lessons in reading and one separate exercise in phonetics each day. In the Elson-Runkel Method all phonetics are developed from *known words*. Opinions differ as to *when* phonetics may be profitably introduced and as to the amount of *time* that should be devoted to them, but there is common agreement that the phonetics taught should have *immediate bearing* on the reading in hand, and that this training may best be given in a separate lesson. (See *The Twentieth Yearbook* of the National Society for the Study of Education, page 12.)

READING FROM THE BOOK

The teacher should make sure that the pupil has the *thought* of a sentence before he attempts to read it aloud. Time should

first be allowed for silent interpretation. This, in connection with the "background of familiarity" previously supplied by the told story, will enable the pupil to read aloud with understanding.

It is well not to allow children to point to the words as they read, for such a habit tends to weaken the feeling for phrase-unity. When they have acquired some power, they should read more than one sentence at a time—a group of sentences, a page, even an entire story. In this way they learn to tell "what it's all about."

The teacher should not fail to show children by example how to read difficult sentences. Indeed, from time to time, she should read entire pages for them. This presentation of a "model" by the teacher should not, however, precede the effort of the pupils to express the same passage.

THE PERSONAL TOUCH

In the use of oral stories, it is desirable to establish a vital connection between the pupils and the selection, for it is the personal touch of interest that counts with children. Recognizing this fact, the authors have chosen for the Elson-Runkel Primer, stories that largely center around characters and incidents that are significant to the normal child through his own experience. The teacher will utilize this basis of personal knowledge by reviving the experiences of the children. This gives a sense of reality to the story and enables pupils to realize in imagination the events they read about.

CHILDREN'S LIMITED EXPERIENCE

It goes without saying, however, that no body of material can be chosen that is wholly based upon experiences common to *all* children. When the teacher finds a story, or an incident in a story, that deals with experiences foreign to some of the children,

it must be made meaningful to them. There are many ways of giving such a passage significance and, therefore, vividness. The teacher recounts experiences of her own that are similar to those described in the story. She has seen what the characters in the narrative saw, or something quite like it; so she tells about it. She may directly, by means of objects, or indirectly, by means of pictures, supply the necessary concrete experience. Whatever method she employs, it is important that she should avoid the common mistake of assuming that the printed name of an object *calls* up to the children its appropriate mental picture, when in fact the word has no significance whatever. A safe maxim for the teacher, here, is "Be sure that the pupils have mental images corresponding to the words they read." City children are particularly limited in their sense training of objects in Nature, and the teacher is in danger of taking it for granted that such children have had experience which in reality is totally lacking.

SUGGESTIONS FOR SUPPLEMENTARY WORK

In Parts Three and Four of this Manual, supplementary stories, verses, songs, games, projects, occupational work, etc., are suggested for use in connection with individual stories or story-groups. For convenience, these suggestions have been placed immediately following the Manual treatment of the basic story which they are intended to supplement. This additional material gives variety and enrichment to the work and offers enlarged exercise-ground for establishing the child in the mechanics of reading. At the same time it increases interest through new treatment of a theme that is already familiar.

Before taking up a new story, the teacher should consult the Manual treatment of both the basic and the supplementary stories. She will then be in a position to make her program in the light of all the data offered, drawing upon the supplementary material in the most advantageous way. It is not expected that the teacher

will find time to use all the supplementary material suggested, but rather that selection may be made according to her needs and available time.

GAMES FOR DRILL

Part Two of this Manual consists of games, suggested as a means of practice in silent reading and of making interesting the necessary drill upon the mechanics of reading. In Parts Three and Four reference is made by number to games in this list that are suited to the particular kind of drill required. These suggestions, however, are merely tentative. The teacher should feel free to draw upon any game in Part Two, whenever it seems suited to her needs.

SUPPLEMENTARY EQUIPMENT FOR PRIMER

The Elson-Runkel Method is provided with a series of carefully prepared charts and sets of cards that add interest to the work and afford abundant opportunity for practice work in silent reading, and in mastery of sentences, phrases, words, and phonetics. This supplementary equipment for use with the Primer consists of the following units:

- New Set I—Outline Pictures (9 cards, 18 pictures)**
- New Set II—Letter and Phonogram Cards (69 cards—print and script)**
- New Set III—Word Cards (295 words, 75 print and script)**
- New Set IV—Phrase Cards (153 phrases and group words)**
- New Set V—Seat Work Letter Cards (word builders; one card per pupil)**
- New Set VI—Seat Work Sentence, Phrase, and Word Cards (12)**
- New Set VII-A—Seat Work—Silent Reading and Crayoning (10 cards; 20 lessons)**
- Pupil's Hand Chart—Pre-Primer Booklet (32 pages, illustrated in colors)**
- New Wall Chart—36 pp., illustrated**
- Phonetic Chart, A—(37 strips). For use with Book One also**
- New Teachers' Edition (Primer)—Complete, detailed Manual**

A detailed description of each unit in this list, together with suggestions for its use, follows:

NEW SET I

This set consists of 9 cards (size 7x12 inches), printed on both sides, thus furnishing 18 large pictures similar to the small reproduction here given. The cards furnish valuable drill in associating the visible object with its word symbol. See Game 2, page 175, based upon the use of these cards. They also provide excellent models for free-hand cutting. The following list shows the subjects:



- | | | |
|-----------|-----------|-----------|
| 1. mother | 7. girl | 13. bird |
| 2. hen | 8. rabbit | 14. barn |
| 3. father | 9. tree | 15. cat |
| 4. dove | 10. sheep | 16. nest |
| 5. boy | 11. house | 17. dog |
| 6. cow | 12. eggs | 18. mouse |

NEW SET II

This set contains 69 cards (size 4x7 inches) which show all the phonetic elements treated in the Manual, and include all the letters of the alphabet. Large print is on one side and script on the reverse. The cards are similar to the small reproduction here given. The following Index shows the complete contents of the set:

a, 63	d, 6	i, 64	oo, 20	sh, 13
ack, 41	e, 14	ig, 47	ood, 40	sl, 28
ake, 32	ear, 44	ight, 53	ook, 54	sn, 57
ame, 37	ed, 50	ill, 56	orn, 33	t, 19
an, 18	ee, 25	ind, 35	other, 60	th, 45
and, 23	eep, 27	ing, 31	ould, 52	tr, 26
ane, 36	ell, 49	it, 48	ound, 43	u, 66
at, 9	en, 46	j, 30	out, 59	ut, 62
ate, 51	et, 61	k, 24	ove, 29	v, 67
ay, 21	f, 8	kn, 58	ow, 12	w, 10
b, 2	fi, 39	l, 4	p, 34	x, 68
br, 55	g, 15	m, 1	q, 65	y, 38
c, 5	gr, 22	n, 7	r, 17	z, 69
cr, 42	h, 11	o, 16	s, 3	

ame

ame

NEW SET III

This set contains 295 cards, including all the 292 Primer words, and the three following words: *into*, listed in the Manual as combined from *in* and *to*; *peep* from *Bo-peep*; and *good* from *good-bye* (*in*, *to*, *Bo-peep*, and *good-bye* being words already known). The 73 words developed in the Pre-Primer work

appear in both script and print, and words appearing capitalized in the Pupil's Hand Chart, or the Wall Chart, are given with both capitals and small letters, as shown in the accompanying reproduction.

This set furnishes excellent material for drill on word-mastery, and for practice in building sentences and phrases; it also lends itself to many of the games listed on pages 175-183. The cards are assembled in a strong box, and are indexed in the order of their use. (Size of cards 5x9¼ inches.)

they
They

NEW SET IV

This set contains 153 of the most important phrases and word groups that are developed in the Pre-Primer and early Primer lessons.

The set furnishes valuable material for developing increase of eye-span in preparation for Silent Reading. The accompanying reproduction shows the appearance of the cards, and the following Index indicates the phrases included in the set. (Size of cards 3¼x15 inches.)

looked in the nest

Alice said, 105
are a good girl, 96
are in the nest, 39
are little, 37
are not a good girl, 93
are not good, 60
are wet, 58
are white, 38
boy and girl, 69

can go into the house, 64
can not go, 76
can not play, 61
can play in the house, 65
Can you guess, 131
Come to dinner, 106
Come to me, 129
Come to the barn, 112
could fly, 152

Cows and sheep, 67
day after day, 147
Do not go away, 66
do not like rain, 63
do not like you, 92
do you like milk, 78
flew away, 45
flew from the nest, 142
flew from tree to tree, 153
Fly to me, 11
for me, 134
for you, 135
gave it some milk, 137
gave some milk, 86
gave them milk for dinner, 117
gave them some dinner, 104
Give them some dinner, 103
Go away, 59
has four kittens, 119
Hens and birds, 68
in the rain, 62
is a little dog, 132
is a little nest, 36
is black, 121
is black and white, 118
is in the tree, 17
is like Spot, 123
is not a dog, 133
is not a good rain, 57
is white, 120
I will, 49
I will not, 46
likes her kitten, 136
likes me, 26
likes the bird, 22
likes the bird house, 23
like the cat, 25
like the cow, 30
like the dog, 27
like the dove, 31
like the garden, 97
like the hen, 28
like the sheep, 29
looked in the nest, 149
may go, 88
may play, 71
one bird, 12
one boy, 15
One day, 124
one girl, 16
one tree, 54
One, two, three, 24
ran and ran, 90
ran away, 89
ran into it, 95
ran to the cow, 83
ran to the white cat, 87
said the cat, 52
said the cow, 47
said the dog, 51
said the dove, 53
said the hen, 50
said the sheep, 48
sang and sang, 148
sat in a barn, 73
sat in the nest, 40
sat in the tree, 41
sat on the nest, 141
sat there, 146
saw a bird, 108
saw a good garden, 94
saw a little girl, 91
saw a little mouse, 74
saw a mouse, 114
saw eggs in the nest, 144
saw it, too, 109
saw the cat, 110
saw the kittens, 111
saw the little bird, 8
saw the little boy, 9
saw the little girl, 10
saw the rabbits, 99

- see a gray kitten, 122
- see a nest, 33
- see a tree, 32
- sees the bird house, 19
- sees the boy, 18
- sees the little bird, 21
- sees the tree, 20
- See the basket, 130
- See them play, 102
- She said, 42
- The bird, 7
- the boy, 3
- The cat said, 79
- The cow said, 85
- the father, 2
- The father bird, 34
- The father said, 43
- the girl, 4
- the house, 6
- The little birds said, 44
- the mother, 1
- the mother bird, 35
- The mother said, 101
- The mouse said, 75
- the tree, 5
- the white rabbits, 100
- three eggs, 56
- three houses, 14
- to find a dinner, 77
- two birds, 55
- two trees, 13
- was a little nest, 138
- was in the nest, 143
- was wet, 125
- went into the house, 127
- went to sleep, 128
- went to the barn, 113
- went to the house, 115
- were blue, 145
- were in the nest, 151
- were in the tree, 140
- were pretty birds, 139
- were wet, 126
- We said, 116
- what they saw, 150
- will find a dinner, 107
- will fly to the tree, 70
- will give me milk, 81
- will give the milk, 82
- will go to the cow, 80
- will not wet you, 72
- will play in it, 98
- will you give me milk, 84

NEW SET V

These seat work cards consist of all the letters of the alphabet, both capitals and small letters. The letters are to be cut apart and used for word-building. These cards are 9x14 inches, and one card is needed for each pupil.

A	C	E	G	I	L	N	P	S	U	W	a	b	d	f	h	i	k	m	n	p	r	s	u	w	y	
A	C	E	G	I	L	N	P	S	U	W	a	b	d	f	h	i	k	m	n	p	r	s	u	w	y	
A	C	E	G	I	L	N	P	S	U	X	a	b	e	f	h	j	k	m	n	p	r	t	u	v	w	y
A	C	E	G	J	L	N	Q	S	U	X	a	c	e	f	h	j	k	m	o	p	r	t	u	v	w	y
A	C	E	H	J	L	O	Q	S	U	X	a	c	e	g	h	j	l	m	o	p	r	t	u	v	w	y
A	C	F	H	J	M	O	Q	S	V	Y	a	c	e	g	i	j	l	m	o	p	r	t	v	w	y	
A	D	F	H	J	M	O	Q	T	V	Y	a	c	e	g	i	j	l	m	o	q	s	t	v	x	z	
B	D	F	H	K	M	O	R	T	V	Y	a	c	e	g	i	j	l	n	o	q	s	t	v	x	z	
B	D	F	H	K	M	O	R	T	V	Y	b	d	e	g	i	j	l	n	o	q	s	t	v	x	z	
B	D	F	I	K	M	P	R	T	V	Z	b	d	e	g	i	k	l	n	o	q	s	t	v	x	z	
B	E	G	I	K	N	P	R	T	W	Z	b	d	f	h	i	k	l	n	o	r	s	u	v	x	z	
B	E	G	I	K	N	P	R	T	W	Z	i	i	i	i	i	i	i	i	i	i	i	i	i	i	i	i

NEW SET VI

Seat work practice in building various stories that appear in the Pupil's Hand Chart and the Primer is provided by the 12 cards of New Set VI. The cards contain exact reproductions of certain Hand Chart or Primer stories. For example, Card 7 (see small reproduction) contains the story "Spot's Kittens," as given on pages 11, 12, and 13 in the Primer. Pupils first cut apart the complete sentences, then cut these sentences into their phrase or word-group divisions, and (in certain cases) cut apart individual words. As a final step, the pupil rebuilds, from the cut-apart strips, the various page units of the stories, using the Hand Chart or the Primer text as his model. This affords Silent Reading seat work exactly paralleling the Manual development of these stories. When the pupil has completed the lesson, he should place the small strips that have been cut, in an envelope, marked with the title of the story. The strips may then be used again for later review work, or by another class the following year. (Size of cards, 6x12 inches.)

NEW SET VI		7
SPOT'S KITTENS		
Spot	is my cat	
She	is black and white	
Come	Spot come	
I	like Spot	
Spot	likes me	
Spot	has four kittens	
One kitten	is white	
One kitten	is black	
I	see a gray kitten too	
One kitten	is like Spot	
It	is black and white	
One day	it rained	
Spot	was wet	
The kittens	were wet too	
Spot said	Mew mew	
We	are wet	We are wet
Spot	went into the house	
The kittens	went too	
They	went to sleep	

NEW SET VII-A

This set furnishes valuable seat work practice for developing both comprehension and speed in Silent Reading. The questions and answers on each card are so phrased as to contain only words that have been developed previous to the time when the card is to be used. The plan of use is as follows:

The pupil cuts apart the answers from the bottom of the card; he then reads each question silently and places the correct answer opposite it. Most of the questions require the pupil to judge what the correct answer is by a scrutiny of the picture, or by his familiarity with the plot of the story (which he has previously read in the Hand Chart, Wall Chart, or Primer), but occasional questions are in the nature of general intelligence tests.


At first the pupil should be allowed as much time as he wishes for answering each card, but after he has become accustomed to this type of work the teacher may increase his speed in silent reading by introducing the time element. One good way is to play Game No. 18, page 178, which brings into action the competitive instinct. By recording the results of the game, the teacher can determine a standard time that average pupils should be allowed for the various cards.

When each card has been read silently, and the questions answered, pupils should place the cut-apart answers in a properly labeled envelope, for use in later reviews or by subsequent classes.

The card may then be used for additional seat work by having pupils crayon the outline pictures. Pupils may be allowed to color the pictures according to their individual art sense, or they may be directed to follow the color scheme as shown on the picture in the Hand Chart or Primer. The set includes 10 cards, printed on both sides, thus furnishing 20 Silent Reading exercises. (Size of cards, 6 $\frac{1}{4}$ x 12 inches.)

Copyright 1916 by H. W. Wilson, Chicago, Ill. U.S.A.

NEW SILENT-READING METHOD SUPPLEMENTARY MATERIAL
NEW SET VII-A (FOR SILENT READING AND GRAYING)
Cut it in two and use as 10 Pupils Read Cards in the Class



Is one bird in the tree? _____

Is one bird the mother bird? _____

Is the nest in the tree? _____

Are three eggs in the nest? _____

Are the eggs white? _____

Is one bird the father bird? _____

The eggs are white.	Three eggs are in the nest.
One bird is in the tree.	The nest is in the tree.
One bird is the mother bird.	
One bird is the father bird.	

PUPIL'S HAND CHART

See discussion on page 154 of Manual.

This chart is a thirty-two page booklet, fully illustrated in color, containing in simplified form the stories given the pupils during the Pre-Primer period, and providing an easy, early acquaintance with the printed page. These stories should supplement the blackboard work as indicated in the Manual and may be referred to later when the pupils are building sentences, phrases, and words with New Set V, New Set VI, or New Set VII-A.

NEW WALL CHART

This large loose-leaf chart (size $22\frac{1}{2} \times 30$ inches) contains the exact material given in the Pupil's Hand Chart, except that the pictures are in black only. The 18 separate leaves of the Wall Chart are held together with hinged rings that can be sprung open to enable the teacher to use only the pages needed for the particular lesson, to enable her to show more than one page at a time, and to enable her to use them in two or more units in different parts of the room for different groups of children doing more or less advanced work. For this purpose four hooks are furnished, to be inserted in the blackboard molding or other convenient place.

The stories in the Wall Chart should supplement the blackboard work as indicated in the Manual and also provide a convenient form for reviews.

**THE THREE RABBITS**

Three rabbits ran away.
 They ran and ran.
 The rabbits saw a garden.
 They ran into it.
 The rabbits saw a little girl.
 They said, "We do not like you.
 You are not a good girl."
 They ran away.

PHONETIC CHART, A

This set contains on long cardboard strips (size 6x24 inches) the various word-family groups developed throughout the Manuals for the Primer and Book One, together with the consonants and blends taught. They may be placed on the blackboard ledge, or hung from the hooks provided with each set. These strips are arranged on the following plan:

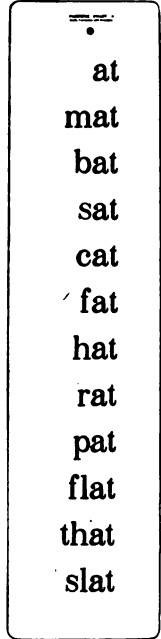
Strips 1-16, backed up by 17-32, contain the word-family groups of the Primer, and are a complete unit; strips 33-48, backed up by 49-64, contain the word-family groups of Book One. The set can, therefore, be divided and used by two teachers. The last five strips (consonants and blends) are printed on one side only and are also for use with Primer and Book One. Primer pupils use these in conjunction with New Set II for word-building.

The phonogram of a word-family group is shown first and is followed by the words of the group in the order in which they are developed in the Manual. The teacher should be careful not to ask pupils to read words in the group that are formed with sounds or blends not yet taught.

For example:

After the *at* phonogram has been taught, Card 1 of the Phonetic Chart, A may be shown the pupils. (See accompanying reproduction.) At that time they will know five consonant sounds and will be able to read the first five words; namely, *mat*, *bat*, *sat*, *cat*, *fat*. Soon the sound of *h* is developed and then pupils will be able to read the next word, *hat*, and so on until all consonants and blends have been developed. Do not ask pupils to say the word *hat* until the *h* sound has been developed.

Cards 65-69 of this set group the various consonants and blends developed, and offer valuable practice in the formation of words. Pupils may be given cards from New Set II and asked to see how many words they can build by placing these cards from New Set II in contact with strips 65-69 of the Phonetic Chart.



TEACHERS' EDITION OF PRIMER

The complete Manual, bound with the Primer text, furnishes detailed suggestions for the teaching of reading through the Elson-Runkel Method.

PART TWO

GAMES FOR DRILL

Game 1. Have list of phrases or words on the board. Select two children, giving each a pointer. As a phrase or word is called, see which child can find it first. Then select two more children, and so on. Or cards from New Sets III or IV may be used, by placing them on the blackboard ledge.

Game 2. Place picture cards from New Set I on blackboard ledge; then place on another part of the ledge the word cards from New Set III that give the name of each picture. Call on one child at a time to place the proper word card from Set III with the picture from Set I.

Game 3. Have phrases or words on board. Say a phrase or word and then call a pupil to erase it. Continue until all are erased.

Game 4. The man who built the house didn't have time to build the chimney. We will build it for him. Every time a child climbs the ladder to the roof of the house (with a word), he carries a brick for the chimney. Every child who can carry a brick, places it in the chimney.

Game 5. Have words on board. A child thinks of one of these words; another child tries to guess it by saying, "Is it (dog)?" pointing to "dog." Continue until word is guessed.

Game 6. Place two columns of words on blackboard—same words in different positions. At a signal two children pass to the board to see which can say column of words first.

Game 7. Teacher holds a package of word cards (New Set III) in her hand. She begins with John and shows him a word; if he can pronounce the word, he gets the card. If he does not recognize it, she passes to the next in order, Tom. Tom gets the card if he knows the word. Teacher goes up and down the class until her package of word cards is exhausted. John has ten cards—more than any other child, and so wins the game.

Game 8. Hold a group of word cards (New Set III) or phrase cards (New Set IV). Call out a word or phrase. Flash one after the other of the cards, the children to clap hands when the given word or phrase is shown.

Game 9. Hide phonetic cards (New Set II), word cards (New Set III), or phrase cards (New Set IV) about the room. Allow children to hunt for them, taking only the ones they know. Who has the most?

Game 10. Picture of a swing tied to the branch of a tree is placed on the board. The words to be drilled are written parallel to the swing. Child naming the greatest number of words “swings the highest.”

Game 11. Teacher flashes a phonetic card (New Set II), a word card (New Set III), or a phrase card (New Set IV) before children and calls on a child to speak the sound, word or phrase. If he does not say it correctly, give him the card, tell him the sound or word, and later call on him to say it.

Game 12. Draw a barn with yard surrounding it. Place animal names in barn and yard. How many children know all the animals?

Game 13. Take phrases from the lists given in Parts Three and Four. Children stand in a row in front of the board, looking at

the first phrase. When a child is sure that he can repeat it from memory he turns his back to the board. Teacher waits until all have turned their backs. The child who turns first wins the game. Teacher requires all to repeat phrases.

Game 14. Draw birds and write a word under each bird. See how many birds fly away (are erased) when the words beneath them are called.

Game 15. Teacher places a column of words on the board. John and Mary step to the board. Teacher points to a word. Which can pronounce the word first, John or Mary? Sometimes John recognizes it first; sometimes Mary; sometimes both recognize and pronounce the word at the same time. Children are the judges. They decide who wins the game, and choose the next two contestants.

Game 16. Children stand in semicircle. One child plays on the outside of the semicircle, standing directly behind No. 1. Teacher starts in front of No. 1 on the inside of the semicircle, holding a package of word cards (New Set III) in her hand. She holds a word in front of No. 1; if he correctly calls the word before the child behind him calls it he gets the card. If, however, the child behind him is the first to name it, they exchange places. Teacher continues to the opposite end of the semicircle and if her cards are not exhausted begins with No. 1 again. The game is to hold one's place in the semicircle and get as many cards as possible.

Game 17. Place phonogram cards (New Set II) on blackboard ledge. Give each child a consonant card and see how many words he can make by placing it before phonograms, skipping those that do not make words that he knows, as:

b ay	b and	b ake
c at	c an	b ack

Game 18. Give each pupil a card from New Set VII-A. See who can first read silently all the questions and cut and properly place the answers.

Game 19. Draw a large basket and write words on it. See how many can carry it by calling all the words.

Game 20. Distribute word cards (New Set III), giving one word to each child. Call a phrase, as, "to the house," or a sentence, as, "The mouse ran away." The children who have these words pass to the front of the room and stand in correct order to form the phrase or sentence.

Game 21. Show a card from New Set III or New Set IV. Have children open their books at a given story, and find the word or phrase in some sentence in the story. Have a child say the word or phrase and then read the sentence containing it.

Game 22. Draw a garden and put words in for flowers. How many children can name all the flowers?

Game 23. One child, who is "It," faces the class and says a word, as *cat*. The other children tell him words that rime with *cat*. The child who tells the most words wins the game and is "It" for the next game.

Game 24. The teacher whispers different words to several children. The child who thinks of the most words to rime with his word wins the game.

Game 25. Write any number of phonograms on the blackboard—one for each child. Suppose twelve children are playing. Each child chooses a phonogram card (New Set II) and takes his place at the blackboard where his phonogram is written. Each of the twelve

children pronounces his phonogram. Teacher rings a bell as a signal. No. 1 changes places with No. 12. They repeat the phonograms acquired by the exchange. No. 2 and No. 11 now change places and pronounce the phonograms acquired. No. 3 and No. 10 change places. The process is repeated until all have changed places. At first teacher may ring bell as a signal. After one round has been played no signal will be needed.

Game 26. Draw a fish pond. See who can catch the most fish by calling words which are written in the pond to represent fish.

Game 27. Write a column of words. Call on one child at a time to say a word; if he knows it, draw a stone for a wall. See how high a wall can be built.

Game 28. Have a "spelling down" match, to see which child can stand the longest, using cards from New Sets II or III.

Game 29. If twenty children play, write nineteen words on the board. Place these words far enough apart so that each child can stand with his back to a word. Write the word high enough to be just over his head. The twenty children stand in a part of the room opposite the board which contains the words. When the teacher rings the bell each child tries to run to a word he recognizes, before any other child can reach it. If he succeeds, he stands at the board with his back to it. Since there are but nineteen words, one child (John) fails to get a place on the board. He did not recognize the word soon enough, or he did not move fast enough; for this reason, he's "It." But John has another chance, for now the nineteen children call the words in rotation. If John can pronounce Mary's word before she does, he takes her place and Mary is "It," and so the game continues. The result is a chang-

ing and scrambling for a place at the board. After the nineteen children at the board have pronounced their words, the first half of the game is over. Teacher rings the bell, and all children, including "It," run around the room. Each child chooses another of the words on the board. (He must not choose the same word he did in the first half of the game or he's "out.") Some child is "It" again and the game is repeated.

Game 30. Draw a tree with apples on it. Write words on the apples. See how many children can pick all the apples.

Game 31. Children play this game at their desks, Primers in hands. Teacher indicates which portion of page all the hunting is to take place in. She then says, "Find *bird*." Each child as soon as he finds the word, places his index finger under it, and says, "I spy," and runs to the front of the room, keeping his finger under the word.

When all of the children playing have found the word and have run to the front of the room, the teacher places her hand on a child's shoulder as a signal that he is to repeat the word he has his finger on, and then skip back to his seat. Each child in turn is treated in the same way. When all of the children are back in their seats, the teacher asks for another word and the process is repeated. If John cannot find his word, teacher places the word on the board to assist him. This is not done until all of the other children have found the word and the teacher is sure John cannot.

Game 32. Draw a picture of a kite. Who can fly the kite the highest? (Recognize the largest number of words written on the board.)

Game 33. Draw a clover field, writing words with pink crayon for clovers. See how many the children can pick by naming words.

Game 34. Draw a tree with nuts on the ground. Write words under nuts. See who can fill the biggest basket.

Game 35. The teacher sings a postman song. She is the postman and the children are asleep, each with one hand outstretched as a mail box. The teacher drops post cards or letters (consonant cards, New Set II) into the different boxes. Pupils awake and read the letters or post cards to the class. Anyone who cannot read his own keeps it until the next reading, other pupils having told him what it is. The winners are those who can read their mail.

Game 36. Rule the board to represent post-office boxes. Assign each child a box. As letters are put in his box have him read them.

Game 37. Sketch brook with stones in it. Place words on stones, and let children see who can cross the brook without "falling into the water."

Game 38. Draw a circle on the board to represent a merry-go-round. Place words around the outside to represent the horses, etc., and see how many children can go around the circle.

Game 39. Draw a sled at the top of a hill, which is represented by words. See how many children can slide down without falling. (A word missed is a fall.)

Game 40: Played the same as Game 35, except that the child gives the sound of the letter and a word that begins with that sound. The winners are those who can give the sound and a word.

Game 41. Draw a Christmas tree and place words on it, calling each word a present. See how many children can tell what are in the packages.

Game 42. Cut out stockings; write a word on each. Give each child a stocking and ask him what is in it.

Game 43. Have paper flags with word written on each one. How many can tell all the words?

Game 44. Draw Easter eggs, writing a word below each one. Who can find the most?

Game 45. Draw a railroad track and place stations along the track, calling each station a word. Choose a conductor to call the stations.

Game 46. Teacher writes words on board in groups of three, then touches, with pointer, three words in succession. Call on some child to pronounce the words, in order given. If he does so, let him point to three other words and call upon another child, who must proceed as he did. Vary this by using word cards (New Set III) and turning them before asking pupils to pronounce.

Game 47. Have paper stars with a word written on each one. A child who names all has a star to take home.

Game 48. The teacher writes several words on the board (*cat, cow, dog, see, an, etc.*) The children one at a time say one of these words and a word that rimes with it. The winners are those who can give a word that rimes with the word chosen.

Game 49. Draw a picture of a book with words written in it. Who can read every word in it?

Game 50. Play we are jumping rope. Who can jump without a miss? (Recognize words or phrases written on the board.)

Game 51. Place words on steps of a fairy house. Climb to the house by pronouncing the words.

Game 52. Place a list of words on the board. Have them pronounced, letting the girls pronounce the first word, the boys the second, etc.

Game 53. Draw pictures of toy balloons on the board, placing a word or phonogram on each. Let children buy balloons by pronouncing the words or phonograms.

Game 54. Flash cards of words that show action (New Set III) before the class and call upon one or more children to perform the act.

Game 55. Give each pupil a card from New Set V. Have him cut letters and build words that are listed on the board. The first child to complete the list wins the game.

Game 56. Give each child a card from New Set VI. Have the class, starting at the same time, cut and rebuild some specified page of Hand Chart or Primer. The first child to rebuild a page correctly, wins the game.

Game 57. Place any strip from 65-69, Phonetic Chart, A, on blackboard ledge. See which child can build the greatest number of words by placing cards from New Set II after the various letters or blends on the strip, and pronouncing each word thus formed.

**CHART SHOWING WORD AND PHONETIC DEVELOPMENT
IN THE PRE-PRIMER WORK**

Story (In Hand Chart or Wall Chart)	Days	Pages (Of Charts)	Sight Words	Phonetic Words	Phonetics
The Family	1- 2	1- 4	mother father boy girl		Rimes
How the House Was Built (Silent Reading)	3- 4	5	Find the tree house		Rimes
The Little Bird	5- 6	6- 7	saw bird little in Fly to me		m b
Action Lesson (Silent Reading)	7	8	one two three away		Plural with s
The Bird House	8- 9	9-10	is sees It likes		s l
One, Two, Three	10-12	11-12	I cat dog hen sheep cow dove		c (hard) d
The Birds' Nest	13-16	13-15	a nest She eggs They are white said Good-bye flew	sat	n f at
The Little Red Hen	17-20	16-21	Moo Baa Cluck will not Mew Coo No	Bow-wow	w ōw h
Action Lesson (Silent Reading)	21	22	Give Run		sh
Silent Reading Lesson	22	23	Can Yes you	we	ē
The Good Rain	23-26	24-26	rain wet play do and may	go	g (hard) ō r
The Cat and the Mouse	27-30	27-28	barn mouse dinner milk gave some	ran	an
The Three Rabbits	31-34	29-31	rabbits garden them		Review
Review Word Drill	35-40	32			

PART THREE

PRE-PRIMER WORK

The lesson plans throughout Parts Three and Four are developed under four* main steps, as follows:

First Step—THE ORAL STORY.

The teacher tells the oral story, repeating it at each lesson if necessary.

The pupils follow by means of the pictures in the Pupil's Hand Chart or in the Wall Chart (or later, in the Primer), which help them get the thought. They then tell the story-incidents in their order.

Second Step—DRAMATIZATION.

The children act out the events of the story, simply and naturally.

Third Step—SENTENCE, PHRASE, AND WORD DEVELOPMENT: PHONETICS.

When the story-plot has been established, the teacher develops the "mechanics" of reading under the following topics:

(a) *Sentences.* The sentence is the unit of thought, hence all words are developed from their use in sentences. Complete sentences are listed for drill, to present the individual words of a sentence grouped in a thought-unit.

(b) *Phrases.* Words in groups are listed for drill, to establish word relationship and phrase-unity in reading, and to increase eye-span.

(c) *Words.* These are listed in two main groups, "Sight" and "Phonetic"; each of these groups is subdivided into "Review" and "New." Under "Phonetic" are included all words that the child can control by means of phonetic elements that have been previously taught. All other words of the lesson are listed as "Sight," to be taught as sight words. The first time a phonetic word appears, it is treated as a "sight word." When, later, a word of the same phonetic family occurs, it is developed from, or associated with, the common phonogram, drawn from the original word. For example, *cat* appears, and is taught as a sight word. Later, *sat* occurs, and is developed from *at* in *cat*. Other words, developed in this connection from the *at* phonogram, as *mat*, *bat*, *fat*, etc., are treated as review words when they are met later.

(d) *Phonetics.* This includes phonograms, blends, and consonants.

Fourth Step—READING LESSON.

The children read the Hand Chart, the Wall Chart, or Primer story, studying each sentence silently before they attempt to read it aloud.

* In Part Three and at the beginning of Part Four the treatment is subdivided into "Lessons." Two reading "Lessons" and one phonetic "Lesson" are provided for each day.

THE FAMILY

(DAYS 1-2)

First Step—The Oral Story. (To be memorized.)

This is the mother good and dear,
 This is the father standing near,
 This is the boy who plays with the ball,
 This is the girl who comes at his call,
 This is the baby, the pet of all,
 See the whole family, large and small.

—FROEBEL.

Second Step—Dramatization.

Dramatize the above finger play, using the thumb to represent the mother, the index finger the father, etc.

Third Step—Sentence, Phrase, and Word Development: Phonetics.

SENTENCES

Lesson 1. Ask questions like the following:

Whom did you leave at home this morning, John?

Whom did you leave, Mary?

Let us say our little story about them. (Repeat finger play.)

Whom do we name first in our story? (Mother.)

I have a picture to show you. (Show Picture 1, New Set I*.)

Of whom is it a picture? (Mother.)

Let us say the first part of our story about the mother. (This is the mother.)

I will write it for you. (Write or print "This is the mother.")

What does it say? (This is the mother.)

* References are to New Elson-Runkel Method Supplementary Equipment. See pages 166 ff

Have several children say it.

Which word is "mother"?

Write it several times, having different children say it.

WORDS

Sight

(New)

mother

PHONETICS

See page 192.

Fourth Step—Reading Lesson. (Pupil's Hand Chart,* or Wall Chart,
Page 1.)

THE FAMILY This is the mother.

In the first few stories, merely call attention to the title (as, THE FAMILY), calling it the "name" of the story. In later stories, it will be possible to handle these titles as part of the reading lesson.

Look at the picture.

Whom do you see in the picture?

Say the first part of our story about the mother. (This is the mother.)

Can you find that sentence on this page?

Read it.

Which word is "mother"?

Teacher will have the sentence read several times.

Lesson 2. Repeat the finger play.

* See page 154. If neither the Pupil's Hand Chart nor the Wall Chart is used, the teacher will need to write or print the sentences on the board. The exact text of each page of the Pupil's Hand Chart is printed within a box throughout Part Three of the Manual.

Third Step—Sentence, Phrase, and Word Development: Phonetics.

SENTENCES

About whom did we talk this morning? (Mother.)

Find her picture for me, John.

What did we say about her?

I will write that for you on the board. (Write or print "This is the mother.")

Read it for me.

Which word is "mother"?

Who comes next in our rime? (Father.)

Somewhere in the room is the father's picture.

Find the father's picture. (Picture 3, New Set I.)

What does our rime say about the father?

I will write it for you. (Write "This is the father.")

Read it for me.

Which word is "father"?

What does this say? (Write "father.")

All say it.

Teacher will write "father" and "mother" many times, so the children will learn to distinguish the words.

WORDS

Sight

(Review) mother

(New) father

PHONETICS

See page 192.

Fourth Step—Reading Lesson. (Pupil's Hand Chart, or Wall Chart, page 2.)

<p>This is the mother. This is the father.</p>
--

Open your books at the mother picture (or, look at the mother picture on the Wall Chart).

Read the sentence below the picture.

Which word is "mother"?

Who comes next in our rime?

Turn over one page (if pupils are using Hand Chart; if not, teacher shows page 2 of Wall Chart).

Whose pictures do you see?

Who can read the sentence below the picture?

Which word is "mother"?

Who can read the next sentence?

Which word is "father"?

Teacher will have each pupil read one sentence.

Lesson 3.

Repeat the finger play.

Third Step—Sentence, Phrase, and Word Development: Phonetics.

SENTENCES

Read this for me. (This is the mother.)

Read this. (This is the father.)

Here is a picture of another member of the family. (Picture 5, New Set I.) Who is it? (Boy.)

What does our rime say about the boy?

I will write it for you.

Read it. Find the word "boy."

"Boy" is our new word for today.

I will write it on the board. (Write "boy" rather low on the board.)

What does this say? (Boy.)

Place picture underneath "boy."

What word is this? (Write "mother.")

Find the mother's picture and place below it.

Teacher will use same method for "father."

Say the words as I point to them.

Now we will take the pictures away. See if you can tell me the words as I point to them.

Teacher will write them a number of times on board. Then use Game No. 1, page 175.

WORDS

Sight

(Review) mother father

(New) boy

Game No. 2, page 175.

PHONETICS

See page 192.

Fourth Step—Reading Lesson. (Pupil's Hand Chart, or Wall Chart, page 3.)

This is the mother.
This is the father.
This is the boy.

Open your books to the last lesson we read (if pupils are using Hand Chart or Wall Chart; if not, teacher should place on the board the sentences appearing within the above box).

Read the sentences.

Which word is "mother"?

Which word is "father"?

Look at the next page.

Whom do you see in the picture?

Who can read the sentences below the picture?

Which word is "mother"?

Which word is "father"?

Which word is "boy"?

Teacher will have each pupil read one or more sentences.

Lesson 4.

Repeat finger play.

Third Step—Sentence, Phrase, and Word Development: Phonetics.

SENTENCES

Guess whose picture we shall have today.

Find the girl's picture. (Picture 7, New Set I.) Place it on blackboard ledge.

What does our rime say about the girl.

Can you read this? (Write "This is the girl.")

Find the word "girl."

Look at the girl's picture.

I will write "girl" just above it.

What is the word? (Girl.)

Trace with finger in air the word "girl."

Write "father," "mother," "boy," on the board.

Find father's picture. Place it below the word.

Teacher will do the same with the pictures of the others.

Write the word several times.

WORDS

Sight

(Review)	mother	father	boy
(New)	girl		

Game No. 2, page 175.

PHONETICS

See page 192.

Fourth Step—Reading Lesson. (Pupil's Hand Chart, or Wall Chart, page 4.)

This is the mother.
This is the father.
This is the boy.
This is the girl.

Find the picture of the mother; the father; the boy; the girl.

Who can read the first sentence? The second? The third?
The last?

Who can read all the sentences?

PHONETICS *

(Ear training through the rime.)

Lesson 1.

If possible have Mother Goose Rime pictures to show the children.

Who can say "Humpty Dumpty"? Select some child to say it.
Then all may say it together. Do you know how to play it?
(Hands clasped together and raised above head to form the
egg; at "had a great fall," let hands fall.) I will say part
of it for you:

"Humpty Dumpty sat on a wall."

What word did I say last? Listen for a word that sounds like
wall:

"Humpty Dumpty had a great fall."

Who knows the word that sounds like *wall*? Let us say the rime
together, listening to the sounds of *wall* and *fall*.

In a similar manner, use these rimes:

- | | |
|--------------------------|------------------------|
| (a) Hey! diddle, diddle, | (b) Little Jack Horner |
| The cat and the fiddle. | Sat in a corner. |

* One phonetic lesson is planned for each day. The material for this phonetic work is printed at the end of the Manual treatment for each story. The teacher will draw from this material whatever best suits her needs for each daily phonetic lesson. See "Word Control Through Phonetics," page 156, and "Practical Suggestions," page 159.

Lesson 2.

Review the rimes of Lesson 1 and continue with:

- | | |
|--|---|
| (a) Bye, baby Bunting,
Father's gone a-hunting. | (c) Little Bo-peep
Has lost her sheep. |
| (b) Ding, dong bell,
Pussy's in the well! | (d) Jack and Jill
Went up the hill. |

SUGGESTIONS FOR SUPPLEMENTARY WORK (THE FAMILY)*

- I. Supplementary Story. "The Fairy Who Came to Our House," Carolyn S. Bailey in *For the Children's Hour*, Milton Bradley Company.
- II. Conversation. The family, the members, their occupation, etc.
- III. Poems. (To be memorized.)
- Hundreds of stars in the pretty sky,
 Hundreds of shells on the shore together,
 Hundreds of birds that go singing by,
 Hundreds of bees in the sunny weather,
 Hundreds of dewdrops to greet the dawn,
 Hundreds of lambs in the purple clover,
 Hundreds of butterflies on the lawn—
 But only one mother the wide world over.
- GEORGE COOPER.
- IV. Song. "Father's and Mother's Care," by Patty S. Hill in *Song-Stories for the Kindergarten*, Clayton F. Summy Company.
- V. Song Game. "This Is the Mother," by Eleanor Smith in *Songs for Little Children*, Part I, Milton Bradley Company.
- VI. Projects.

Lesson 1.

Have each pupil cut from a magazine a picture of a mother; mount these pictures and keep them to use for a booklet.

* See page 165.

Lesson 2.

Have each pupil cut from a magazine a picture of a father; mount these pictures on the same size paper as was used for the picture of the mother. Place these pictures of the mother and the father on the desk.

Lesson 3.

Cut out picture of a boy, and proceed as in previous lessons.

Lesson 4.

Cut out picture of a girl, and proceed as in previous lessons. Tie these sheets together, putting a cover on them, to make a booklet.

HOW THE HOUSE WAS BUILT

(DAYS 3-4)

First Step—The Oral Story.

Once there was a dear family—a father, a mother, a big boy named Tom, a little girl called Polly, and a dear little baby. Can you guess what they wanted most of all? (Have children guess.)

They lived in a home that was rented, and what they wanted most of all was a home all of their very own, with a sunny room for Father, Mother, and Baby, a big room for big Tom, a little room for little Polly, a room for cooking and eating, and a cozy little sitting room.

One day when Mother was sewing, Tom was reading, and Polly and Baby were playing, Father came into the room and sat down. "Draw your chairs closer to me," he said. "I have something to tell you. What do we all want more than anything else in the world?"

"A home!" said Mother and Tom.

"A home!" said little Polly.

"Well," said Father, "I think we shall have it, if each one will help. I am going away to the forest. All winter I must chop down the trees, and when spring comes I shall be paid in lumber. We can use the lumber in building the house."

"What can I do to help?" asked Mother.

"You will be very busy while I am away," said Father, "for you must fill my place as well as your own. You must go to market, and pay the bills, as well as cook, wash, and sew."

"What can I do?" asked Tom.

Father answered, "You may work in a carpenter shop where you can learn to saw, hammer, and plane, so you can help build the house. Now, who will take care of Baby?"

"I will, I will!" cried Polly.

"All right," said Father. "Let us go to work."

After Father and Tom had stored away the wood for the fire, put up the stoves, and made everything ready for winter, Father bade them all good-bye and went away to the woods. There he worked every day all winter cutting down trees, and when spring came and the snow was melting, the river dashed along and took the logs with it down to the sawmill, where they were to be sawed into lumber.

Then Father hurried home to his family. Polly saw him first and cried, "Oh, there is Father!"

"We are so glad to see you," said Tom.

"Has everyone been helping while I have been away?" asked Father.

"Yes," said Mother. "Polly took care of the baby; Tom worked in the carpenter shop; I have gone to market, and sewed, cooked, and washed."

"I must get this dear family into its home. Come, Tom, we must go to work," said Father; and he and Tom went to work. The home was built with a sunny room for Father, Mother, and Baby, a big room for big Tom, a little room for little Polly, a room for cooking and eating, and a cozy little sitting room. Then they all moved into the house, and how happy they were!

—MAUD LINDSAY in *Mother Stories*.

Second Step—Dramatization.

CHARACTERS

Mother *Father* *Tom* *Polly* *Baby*

SCENE

Use children or blocks for logs and lumber. The new home may be made by drawing walls and partitions on the floor with crayon. Mother is sewing. Tom is reading. Polly is playing with her doll. Baby is playing with a ball. Father comes into the house and sits down.

Father: Draw your chairs closer to me. I have something fine to tell you. What do we all want more than anything else in the world?

Mother and Tom: A home!

Polly: A home!

Father: Well, I think we shall have it, if each one will help. I am going away to the forest. All winter I must chop down the trees, and in the spring I shall be paid in lumber, which will help in the building of the house.

Mother: What can I do to help?

Father: You will be very busy while I am away. You must go to market and pay the bills, as well as cook, wash, and sew.

Tom: What can I do?

Father: You may work in a carpenter shop where you can learn to saw, hammer, and plane, so you can help build the house. Now, who will take care of Baby?

Polly: I will, I will!

Father: All right. Let us go to work.

(Father and Tom store away the wood for the winter and put up the stoves.)

Father: Everything is ready now for the winter, and I must go. Good-bye, all.

Mother, Tom, Polly, and Baby: Good-bye, Father.

(Tom goes to the carpenter shop. Mother goes to market, sews, cooks, and washes. Polly takes care of Baby. Father goes to the woods, cuts down trees, takes them down the river to the mill. Then he hurries home.)

Polly: Oh, there is Father!

Tom: We are so glad to see you.

Father: Has everyone been helping while I have been away?

Mother: Yes. Polly took care of the baby; Tom has worked in the carpenter shop; I have gone to market, and sewed, cooked, and washed.

Father: I must get this dear family into its home. Come, Tom, we will go to work.

(Father and Tom build the house, and then they all move into it.)

Lesson 1.

Third Step—Sentence, Phrase, and Word Development: Phonetics.

SENTENCES

Look at the pictures on the blackboard ledge.

Find the father, John. (John hunts for the father's picture and finds it.)

What did I tell you to do? (Find the father.)

I will write that long story on the board. (Write "Find the father.")

Point to "father."

Point to the new word. (Find.)

What is the new word? (Find.)

Say it again.

Mary, you may do this. (Write "Find the mother.")

Teacher will write the following, asking different children to do what the sentences say:

Find the boy.

Find the girl.

Have children point to words as called for, dwelling often on "Find" and "the" with nouns.

Have children look at one sentence at a time. Erase it, and ask someone to tell what it said.

PHRASES

the mother* the father* the boy* the girl*
Game No. 1, page 175, with Cards 1-4, New Set IV.

WORDS

Sight

(Review)

mother

father

boy

girl

(New)

Find

PHONETICS

See page 201.

*Phrases that appear on the cards of New Set IV are starred.

Lesson 2.

Third Step—Sentence, Phrase, and Word Development: Phonetics.

SENTENCES

Whom did we talk about in our story?

Teacher will write the following sentences on the board:

Find the father.

Find the mother.

Find the boy.

Find the girl.

(These may be read silently. Then have the children do what the sentences say.)

Where did the father go?

What did he cut down? (Trees.)

There is a picture of a tree somewhere in this room. (Picture 9, New Set I.)

You may do this: Find the tree.

What did I say to do?

You may read this: (Find the tree.)

Which word is "tree"?

Teacher will write the three words again, asking children to say them.

Game No. 11, page 176, with Cards 1-5, New Set IV.

PHRASES

the father* the mother* the boy * the girl*
the tree*

WORDS

Sight

(Review) Find

(New) tree

PHONETICS

See page 201.

Lesson 3.

Third Step—Sentence, Phrase, and Word Development: Phonetics.

SENTENCES

Find the tree, Mary.

What did I tell you to do?

I will write that sentence on the board.

You may read it, John.

Point to "tree."

Teacher will write "tree" on the board and have someone draw a picture of the tree under it.

What did Father do with the trees? (Took them to the mill.)

What was done with them there? (They were sawed into lumber.)

What did Father and Tom do with the lumber? (Built a house.)

Find the house. (Picture 11, New Set I.)

Read this sentence. (Find the house.)

Find the word that says "house."

Let us write the word. (Write "house.")

All say it.

PHRASES

the tree* the house*

WORDS

Sight

(Review) Find tree

(New) house

PHONETICS

See page 201.

Lesson 4.

Third Step—Sentence, Phrase, and Word Development: Phonetics.

PHRASES

the mother*
 the father*
 the boy*

the girl*
 the tree*
 the house*

Game No. 1, page 175, with Cards 1-6, New Set IV.

WORDS

Sight

(Review) mother boy tree Find
 father girl house

Game No. 4, page 175, with Cards 1-7, New Set III.

PHONETICS

See page 201.

Fourth Step—Silent Reading Lesson (Pupil's Hand Chart or Wall Chart, page 5.)

<p>Find the father. Find the mother. Find the boy. Find the girl. Find the tree. Find the house.</p>

Teacher will place around the room Pictures 1, 3, 5, 7, 9, 11, New Set I. Have the children read the sentences silently and perform the action; as, Read the first sentence silently. John, you may do what the sentence says.

PHONETICS (*Rimes*)

(See page 192.)

Lesson 1.

Review the rimes of the preceding lessons, having the children tell the words that sound alike. If they cannot tell the words promptly, give one of the riming words and have them listen for the other.

Example: Listen for words that sound alike in this rime:

Jack be nimble, Jack be quick,
Jack jump over the candle-stick!

Who can tell the words? If no one can do so, then ask:

“What word sounds like *quick*?”

Continue with the following rimes:

(a) Little Boy Blue, come blow your horn.

The sheep are in the meadow,
The cows are in the corn.

(b) Hickory, dickory, dock,

The mouse ran up the clock.

(c) To market, to market, to buy a fat pig.

Home again, home again, jiggety-jig.

Lesson 2.

Review rimes, and give these new rimes:

(a) See-saw, Margery Daw. (c) Bat, bat,

(b) Three little kittens Come under my hat.

Lost their mittens.

SUGGESTIONS FOR SUPPLEMENTARY WORK (THE HOME)

- I. Supplementary Story. “The Logging Camp,” by Emilie Pouls-son in *In the Child’s World*, Milton Bradley Company.
- II. Conversation. The Lumberman and the Carpenter.
- III. Poem. “An Old-Fashioned Rhyme,” by Emilie Poulsson in *In the Child’s World*, Milton Bradley Company.

IV. Songs.

- (1) "The Carpenter," by Eleanor Smith in *Songs for Little Children*, Part I, Milton Bradley Company.
- (2) "Carpenters," in *The Lyric Music Primer*, Scott, Foresman and Company.

Carpenters

Fast



Ev - 'ry-thing's nois-y when car-pen-ters come;
They are more fun than a trump-et or drum;
Clang-i - ty, bang! Bang-i - ty, clang!
Bump-i - ty, thump! Thump-i - ty, bump!
Saw-ing and plan-ing and pound - ing.
Hear how the hammers go bound - ing!

- V. Game. Hum the above tune and have children show occupations of lumberman and carpenter; as, chopping, hammering, sawing, etc.

VI. Projects.

- (1) Make a room of a house—living room, dining room, bedroom, or kitchen. Use a flat surface; make a window in the back; cut the furniture and mount.
- (2) Make a room of a house by using three pieces of cardboard for the sides—leaving one side open—one piece for the floor; the roof may be added if desired. Make a rug for the floor; decorate the walls; make the furniture of cardboard.
- (3) If you have the tools, allow the pupils to make a doll house, and the furniture for it. Make the dishes of clay.

VII. Occupation. Seat Work Sentence, Phrase, and Word Cards, New Set VI. After page 5 of the Pupil's Hand Chart or Wall Chart has been read, give the pupils Card 1, New Set VI. Each pupil cuts off the pictures at the bottom of a card; he then reads each sentence and places opposite it the correct picture.

THE LITTLE BIRD

(DAYS 5-6)

First Step—The Oral Story. (The rime is to be memorized.)

One day a little boy and a little girl went out into the yard. They saw a little bird up in a tree and this is what they said:

“Little bird in the tree,
In the tree,
In the tree,
Little bird in the tree,
Fly to me.”*

The little bird sat in the tree, and did not fly down to the children.

“Let us get some bread crumbs,” said the little boy. “Then the bird will fly down.”

So the little boy and the little girl brought bread crumbs and stood under the tree, calling again,

“Little bird in the tree,
In the tree,
In the tree,
Little bird in the tree,
Fly to me.”

The little bird saw the bread crumbs. Guess what it did.

Second Step—Dramatization.

Dramatize the above story by having a chair or a desk represent

*Mother Goose.

the tree, a boy or girl in the tree, and a boy and girl below to say the rime and act the story.

Lesson 1.

Third Step—Sentence, Phrase, and Word Development: **Phonetics.**

SENTENCES

What did the boy see? (The boy saw the bird.)

I will write that on the board. Read it.

Which word says "bird"?

Read it again.

Find the picture of the bird, Card 13, New Set I.

What did the girl see? (The girl saw the bird.)

Read it from the board.

Which word says "bird"?

Whom did the bird see? (The bird saw the girl.)

Read it from the board.

Whom else did the bird see? (The bird saw the boy.)

Read it from the board.

Read the four sentences.

Find the word "bird" in each sentence.

PHRASES

the boy*

The girl

the girl*

The boy

saw the bird

saw the girl

saw the boy

the bird

The bird

Game No. 3, page 175.

WORDS

Sight

(Review)

(New)

boy

saw

girl

The bird*

PHONETICS

See page 207.

Lesson 2.

Third Step—Sentence, Phrase, and Word Development: Phonetics.

SENTENCES

Review the above lesson, inserting the word "little" before "bird."
 Illustration: The boy saw the little bird.

PHRASES

saw the little bird*
 saw the little boy*
 saw the little girl*

Game No. 8, page 176, with Cards 8-10, New Set IV.

WORDS

Sight

(Review)	boy	girl	saw	bird
(New)	little			

Game No. 4, page 175.

PHONETICS

See page 207.

Fourth Step—Reading Lesson. (Pupil's Hand Chart or Wall Chart, page 6.)

<p>The boy saw the little bird. The girl saw the little bird. The bird saw the little boy. The bird saw the little girl.</p>

See if you can find the page with a picture like this. (Show picture on page 6, Pupil's Hand Chart, or Wall Chart.)

The first line says this is about whom?

The first sentence tells what the boy saw.

Read it silently.

Who can read it aloud?

Show me the part that says "the little bird."

Read silently what the little girl saw.

Read it aloud.

Whom did the bird see?

Whom else did it see?

Read both sentences silently and then aloud.

Who will read all the sentences?

Lesson 3.

Third Step—Sentence, Phrase, and Word Development: **Phonetics.**

SENTENCES

Review Lesson 2.

Put the rime on the board and have the children look at it as they say it.

PHRASES

Find the following in the rime:

In the tree

Little bird

Fly to me*

WORDS

Sight

(Review) tree bird little

(New) in Fly to me

PHONETICS

See page 207.

Lesson 4.

Review phrases and words.

Fourth Step—Reading Lesson. (Pupil's Hand Chart or Wall Chart.
page 7.)

Little bird in the tree,
In the tree,
In the tree,
Little bird in the tree,
Fly to me.

Read the rime.

How many times can you find "Little bird"? "In the tree"?
"Fly to me"?

PHONETICS (*m* and *b*)

Lesson 1.

Repeat the couplets in the lesson and have children find riming words.

Then repeat the following:

Jack and Jill
Went up the hill.

What other words can you think of that sound like *Jill* and *hill*? (mill, fill, will, bill.)

If children cannot think of any riming words, use the words in sentences, as, "The man went to the *mill*."

Repeat:

- | | |
|---|---|
| (a) Little Bo-peep
Has lost her sheep. | (b) Humpty Dumpty sat on a wall.
Humpty Dumpty had a great fall. |
|---|---|

What words in these rimes sound alike?

Do you know any other words that sound like them?

(sleep, sweep, keep, deep, etc.) (ball, tall, hall, call)

What is this word? (Mother.) Say it again for me.

Watch my mouth while I say it. (Pronounce the word slowly.)

You may say it slowly.

What sound do you say first? (If children cannot get the sound of *m*, tell it to them.)

Can you hear any word in these lines that begins like "mother"?

Fly to *me*.

The cat likes *milk*.

The *man* will *mow* the grass.

The dog likes *meat*.

I walked a *mile*.

Mary is in the *meadow*.

Say this word again. (Point to "mother.")

What is the first sound?

Teacher writes or prints *m* on the board several times, having the children repeat it each time.

Show Card 1, New Set II, having each child give the sound of *m* as the card is held in front of him.

Lesson 2.

Develop *b* from *boy* and *bird*. Have children give other words that begin with *b* (bag, burn, bite, box). Write or print the words on the board and as the children say them, point to the *b* in the word. Use Card 2, New Set II.

SUGGESTIONS FOR SUPPLEMENTARY WORK (MOTHER GOOSE)

- I. Supplementary Story. Other Mother Goose Rimes.
- II. Conversation. Story of Mother Goose.
- III. Project.
 - Show children how to fold paper and cut a tree.
 - Free-hand cutting of bird, boy, and girl.
 - Mount the cuttings.

ACTION LESSON
(For Silent Reading)

(DAY 7)

Lesson 1.

Third Step—Sentence, Phrase, and Word Development: Phonetics.

SENTENCES

Place Pictures 1, 3, 5, 7, 13, New Set I, around the room.

Find one bird. Write sentence on the board.

Which word is "Find"?

Point to "one bird."

Which word is "one"?

Teacher places these sentences on the board:

Fly to one boy.

Find one girl.

Find one mother.

Find one father.

Read the above sentences silently, and do what they say.

Teacher draws two trees on the board.

Find two trees.

Teacher writes this sentence on the board. (Find two trees.)

Point to "two trees."

Which word is "two"?

Teacher draws three houses on board.

Find "one house." "Two houses." "Three houses."

Teacher writes these sentences on the board:

Find one house.

Find two houses.

Find three houses.

Read these sentences.

Find "one," "two," "three."

Teacher places these sentences on the board:

Find one bird.
 Find two trees.
 Find three houses.
 Fly to the bird.
 Fly to the trees.
 Fly to the houses.

Read the above sentences silently, and do what they say.

Now you may fly to me.

What did I say to do? ("Fly to me.")

I will write it on the board below the other sentences. Read it.

Point to "to me."

Now you may fly away.

What did I say for you to do? ("fly away.")

I will write it on the board below the other sentences. Read it.

Point to "away."

You may play you are birds. Look at the last four sentences, and do as they say.

PHRASES

one bird*	to the houses
two trees*	to the boy
three houses*	to the girl
one boy*	to the father
one girl*	Fly to me*
to the bird	Fly away
to the trees	

Game No. 9, page 176, with Cards 12-16. New Set IV.

WORDS

Sight

(Review)	Find	Fly	bird	house	me	tree
(New)	one	two	three	away		

Game No. 5, page 175.

PHONETICS

See below.

Lesson 2.

Fourth Step—Reading Lesson. (Pupil's Hand Chart or Wall Chart, page 8.)

Find one bird.
Fly to the bird.
Find two trees.
Fly to the trees.
Find three houses.
Fly to the houses.
Find one boy.
Find the mother.
Find one girl.
Fly to the father.
Fly to me.
Fly away.

Teacher will place pictures 1, 3, 5, 7, 13, New Set I, around the room.

Draw pictures of two trees and three houses as in Lesson 1.
Have the children look at each sentence and do as it directs.

PHONETICS (Plural with *s*)

Teacher shows how to form plural by adding *s*.
John, you may come here and face the class.

How many boys do you see, Mary?

I will write "boy" on the board.

This word means how many boys?

Robert, you may stand beside John.

How many boys do you see now, Mary?

When we mean more than one boy we write "boy" and then add this little letter "s."

What does the word say then?

Say both words: boy, boys.

Teacher will develop the following words:

girl	girls	tree	trees
house	houses	bird	birds

SUGGESTIONS FOR SUPPLEMENTARY WORK

I. Occupation. Place these phrases on the board:

one bird
two boys
three girls
two houses
three trees

Explain to the children that they are to draw the required number of each—no more, no less.

THE BIRD HOUSE

(DAYS 8-9)

First Step—The Oral Story. (To be memorized.)

Little bird, little bird,
 Up in the tree,
 Here is a bird house.
 O come and see.

Little boy, little boy,
 Down by the tree,
 I like the bird house
 You made for me.

—OLD RIME.

Second Step—Dramatization.

Dramatize the above jingle.

Lesson 1.

Third Step—Sentence, Phrase, and Word Development: Phonetics.

SENTENCES

Teacher shows the picture on the Pupil's Hand Chart or Wall
 Chart, page 9.

What do you see in the picture?

Where is the bird? (The bird is in the tree.)

I will write that sentence on the board.

Several children will read it.

Point to "The bird." Point to "is." Point to "in the tree."

Find the word "bird."

Find the picture of the bird.

What does the bird see? (The bird sees the boy.)

Read the sentence.

Find the word "sees."

What else does the bird see? (The bird sees the bird house.)

Read the sentence.

Find the word "sees."

What does the boy see? (The boy sees the tree.)

Read the sentence.

Find the words "sees" and "trees."

What else does the boy see? (The boy sees the little bird.)

Read the sentence.

PHRASES

The bird*	sees the boy*
the boy*	sees the bird house*
is in the tree*	sees the tree*
	sees the little bird*

Game No. 9, page 176, with Cards 3, 7, 17-21 from New Set IV.

WORDS

Sight

(Review)	bird	house	little
(New)	is	sees	

PHONETICS

See page 217.

Lesson 2.

Review Lesson 1 on the board. Drill on phrases and words.

Fourth Step—Reading Lesson. (Pupil's Hand Chart, or Wall Chart, page 9.)

<p>The bird is in the tree. The bird sees the boy. The bird sees the bird house. The boy sees the tree. The boy sees the little bird.</p>

Find the picture of the boy and the bird house.

Ask these questions of the children:

Where is the bird?

What does it see?

What else does it see?

What does the boy see?

What else does he see?

Lesson 3.

Third Step—Sentence, Phrase, and Word Development: Phonetics.

SENTENCES

Teacher shows the picture of the bird house in the tree, Pupil's
Hand Chart or Wall Chart, page 10.

Point to the boy.

Point to the tree.

Point to the bird.

Point to the bird house.

Where is the bird? (The bird is in the tree.)

Read the sentence.

Find "in the tree."

Where is the bird house? (The bird house is in the tree.)

Read the sentence.

Find "in the tree."

Read both sentences again.

Find "in the tree" in both sentences.

Does the bird like the bird house?

Read "The bird likes the bird house."

Change "The bird" to "It."

Point to "likes."

What does the boy like? (The boy likes the bird.)

Point to "likes."

What else does he like? (The boy likes the bird house.)

Read the sentence.

Point to "likes."

Teacher will erase the above sentences and write the following:

The boy sees the tree.

The boy sees the bird.

The bird is in the tree.

The boy sees the bird house.

The bird house is in the tree.

The bird sees the bird house.

It likes the bird house.
 The boy likes the bird.
 The boy likes the bird house.

Have these sentences read.

If further drill is needed, write other sentences like the following :

The boy likes mother.
 The girl likes father.

PHRASES

in the tree	likes the bird house*
The bird house	likes the bird*
sees the bird house*	

WORDS

Sight

(Review)	bird	is	house	sees
(New)	It	likes		

Game No. 6, page 175.

PHONETICS

See page 217.

Lesson 4.

Fourth Step—Reading Lesson. (Pupil's Hand Chart or Wall Chart, page 10).

<p>The bird is in the tree. The bird house is in the tree. The bird sees the bird house. It likes the bird house. The boy likes the bird. The boy likes the bird house.</p>
--

Review Lesson 3, on the blackboard.

Have the lesson on page 10 read in answer to these questions:

Where is the bird?
 Where is the bird house?

What does the bird see?
 What does it like?
 What does the boy like?
 What else does the boy like?

Have the sentences read silently. They may then be read orally.

PHONETICS (*s* and *l*)

Lesson 1.

Teacher writes "saw" on the board. Have the children say it slowly.

What is the first sound you hear?

Can you hear any words in these lines that begin like "saw"?

I *see* some boys.

Sing a *song* of *sixpence*.

The birds like *seeds*.

Name other words that begin with *s* (said, sew, sang).

Look at "saw" again. What is the first sound?

Write *s* on the board. What does this say?

Drill on *m*, *b*, and *s*, using Cards 1, 2, 3, New Set II.

Lesson 2.

Write or print "little" on the board. Have the children say it slowly.

Can you hear any words in these lines that begin like "little"?

I *like* the bird.

The man has a *load* of hay.

You may sit on my *lap*.

Lester is rowing on the *lake*.

The *leaves* are *long*.

Say this word again. (Point to "little.") What is the first sound?

Write or print *l* on the board. What does this say?

Write it in the air with me.

Show Card 4, New Set II, and have each child give the sound,

to be sure of correct pronunciation. If not given correctly, have the child say "little" slowly and then *l*.

Drill on *m*, *b*, *l*, and *s*, using Cards 1, 2, 3, 4, New Set II.

Game No. 7, page 176.

SUGGESTIONS FOR SUPPLEMENTARY WORK (BIRDS)

- I. Supplementary Story. "Aaron and the Blue Jays," in *Elson Good English*, Book One, Scott, Foresman and Company.
- II. Conversation. Birds.
- III. Song. "The Bird's Nest," by Jessie L. Gaynor in *Songs of the Child World*, Part I, Church.
- IV. Song Game. "Five Little Chickadees," by Walker and Jenks in *Songs and Games for Little Ones*, Oliver Ditson Company.
- V. Projects.
 - (1) Free-hand cutting of trees and bird houses. Mount the houses in the trees.
 - (2) If you have equipment, allow pupils to make some bird houses.
- VI. Occupation. Silent Reading and Crayoning, New Set VII-A. Lesson 1.

After page 10, Pupil's Hand Chart or Wall Chart has been read, give pupils Card 1, New Set VII-A. Each pupil cuts off answers at bottom of card; he then reads each question silently and places opposite it the correct answer. After pupils have had some practice in this silent reading work, the teacher may find it desirable to test not only their comprehension, but also their speed. This can be done by following the plan suggested in Game No. 18, page 178.

After the silent reading work has been done, each child should place the cut-apart answers in an envelope and mark it (1) for future use.

Card 1 may then be used for crayoning. Each child may color the outline picture as best suits his fancy, or children may open Hand Chart to page 10, and crayon to match the picture.

ONE, TWO, THREE

(DAYS 10-12)

First Step—The Oral Story.

One, two, three,
One, two, three,
I like the cat,
The cat likes me.

One, two, three,
One, two, three,
I like the dog,
The dog likes me.

One, two, three,
One, two, three,
I like the hen,
The hen likes me.

One, two, three,
One, two, three,
I like the sheep,
The sheep likes me.

One, two, three,
One, two, three,
I like the cow,
The cow likes me.

One, two, three,
One, two, three,
I like the dove,
The dove likes me.

Lesson 1.**Second Step—Sentence, Phrase, and Word Development: Phonetics.**

SENTENCES

Teacher places Picture 15, New Set I, on the blackboard ledge. Have the children memorize the first stanza of the above rime. Have them read it from the board, the teacher pointing to the words as they say them.

PHRASES

Find "One, two, three." Find "I like."
 Find "The cat." Find "likes me."

WORDS

Sight
 (Review) One two three like
 (New) I cat

PHONETICS

See page 223.

Lesson 2.

Second Step—Sentence, Phrase, and Word Development: Phonetics.

Review Lesson 1.

Substitute the words "dog" and "hen" for the word "cat."

PHRASES

the cat like the cat*
 the dog likes me*
 the hen like the dog*
 like the hen*

Game No. 2, page 175, using Cards 2, 15, 17, New Set I, and
 Cards 25-27, New Set III.

WORDS

Sight
 (Review) One two three
 I cat likes me
 (New) dog hen

Game No. 7, page 176.

PHONETICS

See page 223.

Lesson 3.

Third Step—Reading Lesson. (Pupil's Hand Chart or Wall Chart, page 11).

One, two, three,
One, two, three,
I like the cat,
The cat likes me.

One, two, three,
One, two, three,
I like the dog,
The dog likes me.

One, two, three,
One, two, three,
I like the hen,
The hen likes me.

Who can read the first stanza and tell me what it is about?

Read it aloud.

You may read the second stanza silently.

What is it about?

Read it aloud.

Read the last stanza and tell me what you read.

Who will read all the stanzas?

Lesson 4.

Second Step—Sentence, Phrase, and Word Development: Phonetics.

SENTENCES

Review stanzas 1, 2, and 3.

Substitute the words "sheep," "cow," and "dove" for the words "cat," "dog," and "hen."

PHRASES

the sheep	like the sheep*
the cow	like the cow*
the dove	like the dove*
	likes me*

Game No. 2, page 175, with Cards 4, 6, 10, New Set I, and Cards 28-30, New Set III.

WORDS

Sight

(Review)	cat	likes	dog	hen
(New)	sheep	cow	dove	

Game No. 5, page 175.

PHONETICS

See page 223.

Lesson 5.

Third Step—Reading Lesson (Pupil's Hand Chart or Wall Chart, page 12).

<p>One, two, three One, two, three, I like the sheep, The sheep likes me.</p> <p>One, two, three, One, two, three, I like the cow, The cow likes me.</p> <p>One, two, three, One, two, three, I like the dove, The dove likes me.</p>
--

Follow method similar to one used in Lesson 3.

Lesson 6.

Second Step—Sentence, Phrase, and Word Development: Phonetics.

PHRASES

like the cat*	One, two, three*
like the dog*	I like
like the hen*	likes me*
like the sheep*	
like the cow*	
like the dove*	

Game No. 13, page 176.

WORDS

Sight

(Review)	cat	dog	hen	sheep	cow	dove
	one	two	three	I	like	me

Game No. 7, page 176, with cards from New Set III.

PHONETICS

See below.

Third Step—Reading Lesson. (Pupil's Hand Chart or Wall Chart, pages 11 and 12).

Have these pages reviewed.

If time permits, review previous stories read.

PHONETICS (*c* [hard] and *d*)

Lesson 1.

This was our new word today. (Write or print *cat* on the board.)

Say it for me. Watch my mouth while I say it. (Pronounce the word slowly.) You may say it slowly.

What sound do you say first? (If children cannot get the sound of *c*, tell it to them.)

Can you hear any word in these lines that begins like *cat*?

The *cow* jumped over the moon.

The girl opened the *cage*.

The *car* stopped by the gate.

I have lost my *cap*.

We like *cake*.

Say this word again. (Point to *cat*.)

What is the first sound?

Teacher will print or write *c* on the board several times, having the children repeat the sound each time. In the same way call attention to *c* in *cow*.

Show Card 5, New Set II, having each child give the sound as the card is held in front of him.

Lesson 2.

Teacher will write or print *dog* on the board. Have children say it slowly.

Can you hear any words in these lines that begin like *dog*?

The *dove* flew to me.

How *do* you *do* today?

It is getting *dark*.

The *dish* ran after the spoon.

Hey, *diddle, diddle*.

Say this word again. (Point to *dog*.) What is the first sound?

Teacher will write or print *d* on the board. What does this say?

Write it in the air with me.

Teacher will show Card 6, New Set II, and have each child give the sound, to be sure of correct pronunciation. If not given correctly, have the child say *dog* slowly and then *d*.

Drill on *c* and *d*.

Lesson 3.

Drill on *m, b, s, l, c* (hard), and *d*.

Game No. 7, page 176.

THE BIRDS' NEST

(DAYS 13-16)

First Step—The Oral Story.

One day in the springtime, when the little flowers were waking up, Mr. Bird called to Mrs. Bird, who was sitting high up in an apple tree. He said, "Come, let's sing a song and then begin to build a nest in this apple tree."

The song was full of sweet notes, and Mr. Bird ended with "Cheer up, cheer up." Then they flew all around the tree to find the safest place for their little home.

"Will this place do?" asked Mr. Bird.

"No, this place will not do," sang Mrs. Bird, "for it is too low. It is cozy, but the cats can come up here."

Mr. Bird flew far out on a branch. "Will this place do?" he asked again.

"No," said Mrs. Bird, "for the wind would blow the nest off to the ground."

Mr. Bird flew from one branch to another. At last he called again. "Will this place do?"

"Oh, yes!" said Mrs. Bird. "This is a fine place. Now let us hunt for something to build the nest with."

They looked all over the fields for twigs and dried leaves. They flew to the barnyard and found ever so many long horsehairs that had come out of Tom's and Dobbin's tails. In the yard they got some nice feathers and pieces of string, and from the woods some moss. All these things

they carried, one by one, in their strong bills, to the tree, working and tugging away until the nest was done.

Oh, how soft and round and cozy it was! The sticks, leaves, and string made the outside firm and strong. The horsehairs, woven round and round the moss and feathers, made the inside nice and warm for Mother Bird, and for something else that came one day very soon. Mrs. Bird sat on the nest, day after day. One day she flew off for just a minute, and what do you think were in the nest? Three little white eggs, lying close together.

Mr. and Mrs. Bird were very happy. Mrs. Bird would not leave the nest, but sat on the eggs to keep them warm, while Mr. Bird sat near her on the tree and sang his sweetest song. Then he spread his wings and flew away over the tree tops. When he came back he had something nice in his bill for Mother Bird to eat. Sometimes Father Bird sat in the nest so that Mother Bird could stretch her wings and fly away through the air.

One day, when Mother Bird was in the nest, she heard a faint "peep, peep!" and looking down saw a little bird under her warm breast. Soon came another "peep, peep!" and a second little bird was out of the shell. Then she tapped gently on the third egg and out came a very small bird. She cuddled them under her, nice and warm, for they were not very strong and she did not want them to catch cold.

But in a little while they began to grow stronger, because their father and mother were taking good care of them. They began to move about and tried to hop while in the nest, but they fell over each other.

They were funny looking little things, for the feathers had not yet grown on them, and they were covered with a fluffy coat of down.

One day as they were sitting in the nest waiting for their mother and father to bring them some nice fat worms to eat, a little gray squirrel scampered up the tree to the branch that the nest was on, and peeped into their cosy home. When he saw the three fluffy little birds he was as surprised as he could be, for he had never before seen a bird without feathers.

"Well! I never!" he said. "What kind of animals are you?"

"We are little birds," one of them answered, timidly.

"I don't believe you," said the rude little gray squirrel. "Birds have feathers, and all you have is a queer coat of fuzz. Oh, no, funny animals, you are not birds. If you want me to think that you are birds, let me see you fly. Then I will believe you. All birds can fly, you know."

"We *can't* fly," said one of the little birds.

"Well, then, don't try to make me believe that you are birds," answered the rude little squirrel, as he waved his long tail proudly over his back and scampered down the tree.

After their unkind visitor had left them, the three little birds sat very quietly in the nest. They were as unhappy as they could be. "I wonder if that rude squirrel is right, after all," said one of them sadly. "Perhaps we are not birds, for every bird has feathers and knows how to fly."

Just then Mother Bird flew back to the nest, and the little birds told her what their unkind visitor had said. "Are we animals, Mother, or birds?" they asked her.

"You are little birds," answered the mother. "Soon your fluffy down will grow into feathers. Then you can learn to fly."

One day, when the little birds had grown stronger, Mother Bird said to them, "Today you must begin to learn how to fly."

Then Father Bird showed them how to raise their wings. The little birds raised their wings and tried to do just as Father Bird did. When they were tired they cuddled down in the warm nest and soon were fast asleep.

They tried their wings for several days, and at last, one day, the Mother Bird said, "Fly, fly." The Father Bird said, "Fly, fly." The little birds said, "Good-bye! Good-bye, nest, good-bye." Away they flew.

—EVELYN LINCOLN in *Half a Hundred Stories, Adapted.*

Second Step—Dramatization.

CHARACTERS

Mr. Bird Mrs. Bird Three Baby Birds Squirrel

SCENE

Have several children join hands in a circle and sit down, thus forming the nest.

Mr. Bird: Come, let's sing a song and then begin to build a nest in this apple tree.

(Both sing a bird song and fly around the room.)

Mr. Bird: Will this place do?

Mrs. Bird: No, this place will not do, for it is too low. The cats can come up here.

(Both fly around the room again.)

Mr. Bird: Will this place do?

Mrs. Bird: No, for the wind would blow the nest off to the ground.

(Both fly around the room again.)

Mr. Bird: Will this place do?

Mrs. Bird: Oh, yes! This is a fine place. Now let us hunt for something to build the nest with.

(They go to the fields and barnyard, for straw, twigs, etc., and then fly back to build the nest. After the nest is completed they put the three birds in it. Father Bird and Mother Bird go away to get something for the little birds to eat. A little squirrel comes and looks in the nest.)

Squirrel: Well! I never! What kind of animals are you?

First Little Bird: We are little birds.

Squirrel: I don't believe you. Birds have feathers, and all you have is a queer coat of fuzz. Oh, no, funny animals, you are not birds. If you want me to think that you are birds, let me see you fly. Then I will believe you. All birds can fly, you know.

Second Little Bird: We can't fly.

Squirrel: Well, then, don't try to make me believe that you are birds.

(The squirrel runs away.)

Third Little Bird: I wonder if that rude squirrel is right, after all. Perhaps we are not birds, for every bird has feathers and knows how to fly.

(Mother Bird and Father Bird come home and sit on the edge of the nest.)

Little Birds: Mother, a squirrel has been to visit us. He said we were animals and not birds. Are we birds or animals, Mother?

Mother Bird: You are little birds. Soon you will learn to fly.

Father Bird: Do as I do.

(He raises his wings and the little birds do the same.)

Father Bird: That will do for today. Now you may go to sleep.

(They repeat this exercise several times.)

Mother Bird: Fly, fly.

Father Bird: Fly, fly.

Little Birds: Good-bye! Good-bye, nest, good-bye.

(Away they all fly.)

Lesson 1.

Third Step—Sentence, Phrase, and Word Development: Phonetics.

SENTENCES

Teacher will show a picture of birds, one in a tree and one in a nest, Pupil's Hand Chart or Wall Chart, page 13.

As questions are asked and answered, teacher will write the answers on the board and have them read.

What do you see, John? (I see a tree.)

What else do you see? (I see a nest.)

Where is the nest? (The nest is in the tree.)

How many birds do you see? (I see two birds.)

Where do you think the father bird is? (The father bird is in the tree.)

Read this sentence: (See the mother bird.)

Where is the mother bird? (The mother bird is in the nest.)

What little word can we use instead of "mother bird"?

If pupils do not know, the teacher may tell them.

Teacher will erase the words "The mother bird," and insert the word "she."

Read all the sentences.

Teacher will give for silent reading other sentences like the following:

Is the mother bird little?

Is the father bird little?

Is the nest in the tree?

Is the mother bird in the tree?

PHRASES

see a tree*

see a nest*

see two birds

is in the tree*

is in the nest

The father bird*

the mother bird*

WORDS

Sight

(Review)	I	see	tree	bird
(New)	a	nest	She	

Game No. 6, page 175.

PHONETICS

See page 235.

Lesson 2.

Fourth Step—Reading Lesson. (Pupil's Hand Chart or Wall Chart, page 13.).

I see a tree.
 I see a nest.
 The nest is in the tree.
 I see two birds.
 The father bird is in the tree.
 See the mother bird.
 She is in the nest.

Teacher will ask the questions below, and have children read the sentences and then answer the questions:

What do you see?
 What else do you see?
 Where is the nest?
 How many birds do you see?
 Where is one bird?
 Where is the other bird?
 Which bird is she?

Lesson 3.

Third Step—Sentence, Phrase, and Word Development: Phonetics.

SENTENCES

Teacher will show Card 12, New Set I.

Follow plan of Lesson 1.

What do you see? (I see a tree.)

What do you see in the tree? (I see a nest in the tree.)

Is the nest little or big? (It is a little nest.)

What do you see in the nest? (I see three eggs.)

Are they little or big? (The eggs are little.)

What color are the eggs? (They are white.)

Where are the eggs? (They are in the nest.)

Teacher will also give for silent reading, sentences like the following:

Is one bird in the nest?

Is one bird in the tree?

Are the birds little?

Are the birds white?

Are the eggs white?

PHRASES

in the tree

is a little nest*

three eggs*

are little

are white*

are in the nest*

WORDS

Sight

(Review)	nest	little	three	It
(New)	eggs	They	are	white

Game No. 7, page 176.

PHONETICS

See page 235.

Lesson 4.

Fourth Step—Reading Lesson. (Pupil's Hand Chart or Wall Chart, page 14).

<p>I see a tree. I see a nest in the tree. It is a little nest. I see three eggs. The eggs are little. They are white. They are in the nest.</p>
--

Teacher will ask questions similar to those in Lesson 3.

Have children read the sentences and then give the answers.

Lesson 5.

Drill on phrases and words in Lessons 1, 2, 3, and 4.

Read for review, Pupil's Hand Chart or Wall Chart, pages 13 and 14.

Lesson 6.

Third Step—Sentence, Phrase, and Word Development: Phonetics.

SENTENCES

Teacher will show picture of three eggs in a nest.

(Pupils' Hand Chart or Wall Chart, Page 14.)

Follow plan of Lesson 1.

After a while what happened to the eggs?

Where did the little birds sit. (The little birds sat in the nest.)

Where did the mother sit? (The mother sat in the tree.)

What did she say? (She said, "Fly, fly.")

Where did the father sit? (The father sat in the tree.)

What did the father say? (The father said, "Fly, fly.")

What did the little birds say? (The little birds said, "Good-bye! Good-bye, nest, good-bye!")

What did the little birds do? (The little birds flew away.)
 What did the mother bird do? (The mother bird flew away.)
 Who else flew away? (The father bird flew away.)

PHRASES

the mother bird*	She said*
The father bird*	flew away*
The father said*	sat in the nest*
The little birds said*	sat in the tree

WORDS

Sight

(Review)	She	little	away
(New)	said	Good-bye	flew

Game No. 10, page 176.

Phonetic

(New)	sat
-------	-----

PHONETICS

See page 235.

Lesson 7.

Third Step—Sentence, Phrase, and Word Development: Phonetics.

WORD DRILL

Teacher: Our story is about some little—

Children: Birds. (Teacher writes words as children give them.)

Teacher: They built a—

Children: Nest.

Teacher: The mother bird put into it some little—

Children: Eggs.

- Teacher: How many eggs were there? Count them.
Children: One, two, three.
Teacher: The eggs were—
Children: White.
Teacher: Soon there were three little—
Children: Birds.
Teacher: In the—
Children: Nest.
Teacher: The little birds grew and grew and soon were big
enough to fly. Then the mother bird said—
Children: Fly, fly.
Teacher: The father bird said—
Children: Fly, fly.
Teacher: The little birds said—
Children: Good-bye, nest.

When all words are on the board, play Game No. 14, page 177.

Fourth Step—Reading Lesson. (Pupil's Hand Chart or Wall Chart, page 15).

The little birds sat in the nest.
The mother sat in the tree.
She said, "Fly, fly."
The father sat in the tree.
The father said, "Fly, fly."
The little birds said, "Good-bye!
Good-bye, nest, good-bye!"
The little birds flew away.
The mother bird flew away.
The father bird flew away.

Teacher will ask questions and have children read the sentences and then give answers.

SILENT READING EXERCISE

Seat work in silent reading may well be given here, based on Card 2, New Set VII-A. See page 218.

Lesson 8.

Review phrases and words.

Read Pupil's Hand Chart or Wall Chart, pages 13, 14, and 15.

PHONETICS (*n*, *f*, and *at*)

Lesson 1.

Develop *n* from *nest*.

Give other words that begin with *n*. (name, new, net, now.)

Lesson 2.

Develop *f* from *father*.

Give other words that begin with *f*. (fan, fish, fox.)

Lesson 3.

Write or print *cat* on the board.

What is the word?

What does this say? (Point to *c*.)

If you take *c* away, what is left?

Name words that rime with or end in *at*. (cat, mat, bat, sat, fat.)

Write or print them on the board as the children say them.

Erase the initial consonant of each; what have we left? (*at*.)

Replace the initial consonants in a different order; have the children say the words again.

Lesson 4.

Review *m*, *b*, *l*, *s*, *n*, *c* (hard), *d*, *f*, using Game No. 1, page 175.

Review forming of plurals by adding *s*.

SUGGESTIONS FOR SUPPLEMENTARY WORK (BIRDS' NESTS)

- I. Supplementary Story. "A Nest of Many Colors" in *In the Child's World*, Milton Bradley Company.
- II. Poem. "Bird Thoughts," by Charlotte Brewster Jordan in *In the Child's World*, Milton Bradley Company.
- III. Song. "The Bird's Nest," by Jessie L. Gaynor in *Songs of the Child World*, Part I, Church.
- IV. Song Game. "Five Little Chickadees," by Walker and Jenks in *Songs and Games for Little Ones*, Oliver Ditson Company.
- V. Occupation. (a) Draw a tree and put nest with eggs in it. Free-hand cutting of trees.
 - (b) Seat Work Sentence, Phrase, and Word Cards, New Set VI.
 - Lesson 1. After page 13 of the Pupil's Hand Chart or the Wall Chart has been read, give the pupils Card 2, New Set VI. Cut off Lesson for page 13; cut apart the sentences; cut the sentences on the lines into phrases and words as indicated. (If the pupils cannot do the cutting well, the teacher should do it.) Have each pupil rebuild the sentences, using the Pupil's Hand Chart or the Wall Chart as his model. Place the sentences that have been cut in envelopes and mark (2) on envelope.
 - Lesson 2. Card 2, page 14, to be used after page 14 of the Pupil's Hand Chart or the Wall Chart has been read. Follow directions given for Lesson 1.
 - Lesson 3. Proceed as in Lesson 1 with Card 2, page 15, to be used after page 15 of the Pupil's Hand Chart or the Wall Chart has been read.
- (c) Seat work in Silent Reading and Crayoning, Card 2, New Set VII-A. To follow page 15 of the Pupil's Hand Chart or the Wall Chart.

THE LITTLE RED HEN

(DAYS 17-20)

First Step—The Oral Story.

A Little Red Hen was in the farm-yard with her chickens, when she found a grain of wheat. The cow and the sheep were in the farm-yard, too.

"Who will plant this wheat?" she asked.

"Moo, moo! I will not," said the cow.

"Baa, baa! I will not," said the sheep.

"Cluck, cluck!" said the Little Red Hen. "Then I will."

So she planted the grain of wheat, and soon it began to grow. She watched it day after day, and by and by it was tall and ripe.

Just then the dog came into the farm-yard.

"Who will reap this wheat?" asked the Little Red Hen.

"Moo, moo! I will not," said the cow.

"Baa, baa! I will not," said the sheep.

"Bow-wow! I will not," said the dog.

"Cluck, cluck!" said the Little Red Hen. "I will." And she reaped the wheat.

Just as she finished reaping the wheat, the cat came into the farm-yard to see what was the matter.

"Who will thresh this wheat?" asked the Little Red Hen.

"Moo, moo! I will not," said the cow.

"Baa, baa! I will not," said the sheep.

"Bow-wow! I will not," said the dog.

"Mew, mew! I will not," said the cat.

"Cluck, cluck! I will," said the Little Red Hen, and she worked and worked until the wheat was all threshed and in a bag.

Just then the dove flew to the farm-yard.

"Who will take this wheat to the mill to have it ground into flour?" asked the Little Red Hen.

"Moo, moo! I will not," said the cow.

"Baa, baa! I will not," said the sheep.

"Bow-wow! I will not," said the dog.

"Mew, mew! I will not," said the cat.

"Coo, coo! I will not," said the dove.

"Cluck, cluck! I will," said the Little Red Hen, and she took the wheat to the mill and had it ground into flour.

When she brought the flour home, she said, "Who will bake a loaf of bread with this flour?"

"Moo, moo! I will not," said the cow.

"Baa, baa! I will not," said the sheep.

"Bow-wow! I will not," said the dog.

"Mew, mew! I will not," said the cat.

"Coo, coo! I will not," said the dove.

"Cluck, cluck! I will," said the Little Red Hen. So she baked a loaf of bread with the flour.

When it was baked, she asked, "Who will eat this bread?"

"Moo, moo! I will," said the cow.

"Baa, baa! I will," said the sheep.

"Bow-wow! I will," said the dog.

"Mew, mew! I will," said the cat.

"Coo, coo! I will," said the dove.

"Cluck! No, you will not!" said the Little Red Hen. "My little chicks and I are going to do that."

So she called all her little chicks and they ate up the loaf of bread.

—OLD TALE.

Second Step—Dramatization.

CHARACTERS

Cow Sheep Dog Cat Hen Chickens Dove

SCENE

Farm-yard: A place for a wheat field; a mill; an oven. Hen, chickens, cow, and sheep in the field.

Hen: I have found a grain of wheat. Who will plant it?

Cow: Moo, moo! I will not.

Sheep: Baa, baa! I will not.

Hen: Cluck, cluck! I will.

(She plants the wheat and watches it grow tall and ripe. A boy or girl may be used for the wheat by stooping down or lying on the floor and then growing taller. The dog comes to the farm-yard.)

Hen: Who will reap this wheat?

Cow: Moo, moo! I will not.

Sheep: Baa, baa! I will not.

Dog: Bow-wow! I will not.

Hen: Cluck, cluck! I will.

(Give imitation of reaping wheat. The cat comes to the farm-yard.)

Hen: Who will thresh this wheat?

Cow: Moo, moo! I will not.

Sheep: Baa, baa! I will not.

Dog: Bow-wow! I will not.

Cat: Mew, mew! I will not.

Hen: Cluck, cluck! I will.

(Give imitation of threshing wheat. The dove flies to the field.)

Hen: Who will take this wheat to the mill to have it ground into flour?

Cow: Moo, moo! I will not.

Sheep: Baa, baa! I will not.

Dog: Bow-wow! I will not.

Cat: Mew, mew! I will not.

Dove: Coo, coo! I will not.

Hen: Cluck, cluck! I will.

(She takes the wheat to the mill and comes back with flour.)

Hen: Who will bake a loaf of bread with this flour?

Cow: Moo, moo! I will not.

Sheep: Baa, baa! I will not.

Dog: Bow-wow! I will not.

Cat: Mew, mew! I will not.

Dove: Coo, coo! I will not.

Hen: Cluck, cluck! I will.

(She makes a loaf of bread and bakes it.)

Hen: Who will eat this bread?

Cow: Moo, moo! I will.

Sheep: Baa, baa! I will.

Dog: Bow-wow! I will.

Cat: Mew, mew! I will.

Dove: Coo, coo! I will.

Hen: Cluck! No, you will not! My little chicks and I are going to do that. Cluck, cluck!

(The little chickens run to her and eat the bread.)

Note that the reading value of this story is increased by introducing a new character in each refrain, thereby breaking up the tendency to rote work.

Lesson 1.

Third Step—Sentence, Phrase, and Word Development: Phonetics.

SENTENCES

Teacher will place on the blackboard ledge, Cards 2, 6, 10, New Set I.

Do what this sentence tells you: (Find the hen.)

What did the hen say? ("Cluck, cluck," said the hen.) Read the sentence.

Do this: (Find the sheep.) Read the sentence.

What did the sheep say? ("Baa, baa," said the sheep.) Read the sentence.

Do this: (Find the cow.) Read the sentence.

What did the cow say? ("Moo, moo," said the cow.) Read the sentence.

Read the six sentences.

PHRASES

said the cow*

said the sheep*

said the hen*

Moo, moo

Baa, baa

Cluck, cluck

Game No. 3, page 175.

WORDS

Sight

(Review) said cow sheep hen

(New) Moo Baa Cluck

PHONETICS

See page 247.

Lesson 2.

Third Step—Sentence, Phrase, and Word Development: Phonetics.

SENTENCES

The Little Red Hen found a grain of wheat and she said, "Who will plant this wheat?"

What did the cow say? ("Moo, moo! I will not," said the cow.)

Write this sentence on the board.

Read it.

Point to the following:

Moo, moo
I will not
will
not
said the cow

Read the following also:

"Baa, baa! I will not," said the sheep.

"Cluck, cluck! I will," said the hen.

PHRASES

said the cow*	I will not*
said the sheep*	I will*
said the hen*	

Game No. 9, page 176.

WORDS

Sight

(Review)	said	cow	sheep	hen
(New)	will	not		

Game No. 12, page 176.

PHONETICS

See page 247.

Fourth Step—Reading Lesson. (Pupil's Hand Chart or Wall Chart, page 16).

(Teacher: The Little Red Hen found a grain of wheat. She said, "Who will plant this wheat?")

"Moo, moo! I will not," said the cow.

"Baa, baa! I will not," said the sheep.

"Cluck, cluck! I will," said the hen.

Lesson 3.

Third Step—Sentence, Phrase, and Word Development: Phonetics.

SENTENCES

Review Lesson 2.

The Little Red Hen said, "Who will reap this wheat?"

What did the cow say? Write sentence.

Have it read.

What did the sheep say?

Read the sentence.

What new animal came now? Find the picture of it. New Set 1, Card 17.

What did the dog say?

Read the sentence.

Point to "Bow-wow."

What did the hen say?

Read the four sentences.

PHRASES

said the cow*

said the sheep*

said the dog*

said the hen*

I will not*

I will*

WORDS

Sight

(Review) Moo will not Baa Cluck

Phonetic

(New) Bow-wow

PHONETICS

See page 247.

Fourth Step—Reading Lesson. (Pupil's Hand Chart or Wall Chart, page 17).

(Teacher: The Little Red Hen said, "Who will reap this wheat?")

"Moo, moo! I will not," said the cow.

"Baa, baa! I will not," said the sheep.

"Bow-wow! I will not," said the dog.

"Cluck, cluck! I will," said the hen.

Lesson 4.

Third Step—Sentence, Phrase, and Word Development: Phonetics.

SENTENCES

The Little Red Hen said, "Who will thresh this wheat?"

What did the cow say?

Write answers to each question.

What did the sheep say?

What did the dog say?

What new animal came next? Find the picture of it. New Set I, Card 15.

What did the cat say?

Point to "mew."

What did the hen say?

Read the sentences.

PHRASES

said the cow*
 said the sheep*
 said the dog*

said the cat*
 said the hen*
 I will not*

Game No. 13, page 176.

WORDS

Sight

(Review)	Moo	Baa	Cluck
(New)	Mew		

Phonetic

(Review)	Bow-wow
----------	---------

PHONETICS

See page 247.

Fourth Step—Reading Lesson. (Pupil's Hand Chart or Wall Chart, page 18).

(Teacher: The Little Red Hen said, "Who will thresh this wheat?")

"Moo, moo! I will not," said the cow.

"Baa, baa! I will not," said the sheep.

*"Bow-wow! I will not," said the dog.

"Mew, mew! I will not," said the cat.

"Cluck, cluck! I will," said the hen.

Lesson 5.

Third Step—Sentence, Phrase, and Word Development: Phonetics.

SENTENCES

Follow plan of previous lessons, showing the picture and adding the sentence about the dove.

PHRASES

said the cat*

Mew, mew

said the dove*

Coo, coo

WORDS

Sight

(Review)

said mew cat dove

(New)

Coo

PHONETICS

See page 247.

Fourth Step—Reading Lesson. (Pupil's Hand Chart or Wall Chart, page 19).

(Teacher: The Little Red Hen said, "Who will take this wheat to the mill to have it ground into flour?")

"Moo, moo! I will not," said the cow.

"Baa, baa! I will not," said the sheep.

"Bow-wow! I will not," said the dog.

"Mew, mew! I will not," said the cat.

"Coo, coo! I will not," said the dove.

"Cluck, cluck! I will," said the hen.

Lesson 6.

Third Step—Sentence, Phrase, and Word Development: Phonetics.

Follow plan of Lesson 5.

Fourth Step—Reading Lesson. (Pupil's Hand Chart or Wall Chart, page 20).

(Teacher: The Little Red Hen said, "Who will bake some bread with this flour?")

"Moo, moo! I will not," said the cow.

"Baa, baa! I will not," said the sheep.

"Bow-wow! I will not," said the dog.

"Mew, mew! I will not," said the cat.

"Coo, coo! I will not," said the dove.

"Cluck, cluck! I will," said the hen.

Lesson 7.

Third Step—Sentence, Phrase, and Word Development: Phonetics.

SENTENCES

Follow plan of previous lesson and develop the word "No."

PHRASES

Review all phrases in the lesson.

WORDS

Sight

(Review)	Moo	Baa	Mew	Coo	Cluck
(New)	No				

Phonetic

(Review)	Bow-wow
----------	---------

PHONETICS
See below.

Fourth Step—Reading Lesson. (Pupil's Hand Chart or Wall Chart, page 21).

(Teacher: The Little Red Hen said, "Who will eat this bread?")

"Moo, moo! I will," said the cow.

"Baa, baa! I will," said the sheep.

"Bow-wow! I will," said the dog.

"Mew, mew! I will," said the cat.

"Coo, coo! I will," said the dove.

"Cluck! No! I will," said the hen.

Lesson 8.

Review. Read Pupil's Hand Chart or Wall Chart, pages 16, 17, 18, 19, 20, 21.

PHONETICS (*w, ow, h*)

Lesson 1.

From *will* develop *w*. (*wait, wet, win, water.*)

Lesson 2.

Teacher will write or print *cow* on the board.

What is the word?

What does this say? (Point to *c*.)

If you take *c* away, what is left?

Name words that rime with or end in *ow*.

(*cow, bow-wow, now.*)

Teacher will write or print them on the board as the children say them.

Teacher will erase the initial consonant of each; what is left?
 Teacher will replace the initial consonants in a different order;
 have the children say them again.

Lesson 3.

Develop *h* from house.

Name other words that begin with *h*.

(*has, home, happy, help, hard, how, hat.*)

Lesson 4.

Review:

c as in *cat* and *cow*.

b as in *baa* and *bow-wow*.

m as in *moo* and *mew*.

Review consonants, using Game No. 39, page 181.

Review the *at* phonogram, making the following words: *cat*,
mat, bat, hat, fat.

Review the *ow* phonogram, making the following words:
bow-wow, cow, now, how.

Game No. 7, page 176.

SUGGESTIONS FOR SUPPLEMENTARY WORK (THE HEN)

- I. Supplementary Story. "The Lost Chicken" in *In the Child's World*, Emilie Poulsson, Milton Bradley Company.
- II. Conversation. Hens and chickens.
- III. Poem. "Three White Eggs," Christina G. Rossetti.

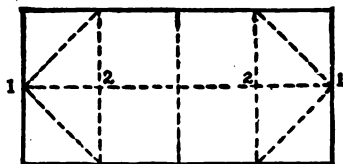
IV. Songs.

- (1) "Little Chickens," Hailmann in *Songs, Games, and Rhymes*, Milton Bradley Company.
- (2) "Baby Chickens" in *Lyric Music Primer*, Scott, Foresman and Company.


V. Song Games. "The Hen and the Chickens," by Emilie Poulsson in *Finger Plays*, Milton Bradley Company.

VI. Occupation. Hencoop.

(1) Oblong 4" x 8". Fold into 8 squares. Cut from 1 to 2. Overlap end triangles and paste. Cut slats in one side of coop.



(2) Cut hencoop and chickens.



ACTION LESSON

(For Silent Reading)

(DAY 21)

Lesson 1.

Third Step—Sentence, Phrase, and Word Development: Phonetics.

SENTENCES

Teacher will place around the room Cards 5, 7, 9, 12, 13, 16, 17,
New Set I.

Who can do what the chalk tells you to do?

Teacher writes on the board. ("Find one tree.")

Give it to me.

What did I say to do?

I will write it on the board. ("Give it to me.")

Read it.

Point to "Give it."

Point to "Give."

Do this: (Find two birds.)

Run to the birds.

What did I say to do?

I will write it on the board.

Read it.

What is the new word?

Point to "Run."

Use "run" and "give" in other sentences for drill work.

Examples:

Run to the tree.

Run to the cat.

Run to the bird.

Give the cat to me.

Give the dog to me.

PHRASES

one tree
two birds
three eggs*

Give it
to me
to the dog

WORDS

Sight

(Review)	one	two	three	me	eggs
(New)	give	Run			

PHONETICS

See page 252.

Lesson 2.

Fourth Step—Reading Lesson. (Pupil's Hand Chart or Wall Chart, page 22).

Find one tree.
Give it to me.
Find two birds.
Run to the birds.
Find the nest.
Give it to me.
Find three eggs.
Find the boy.
Run to the boy.
Find the girl.
Fly to the girl.
Run to the dog.
Run to me.

Have children read each sentence and then perform the act.

PHONETICS (*sh*)

From *sheep* develop *sh*.

Name other words beginning with *sh*.

(*she, shell, shut, shake, shade, shoot, shook, show.*)

SILENT READING LESSON

(DAY 22)

Lesson 1.

Third Step—Sentence, Phrase, and Word Development: Phonetics.

SENTENCES

Ask questions to be answered by "Yes" or "No"; **as,**

Can the dog run? Yes.

Can the dog fly? No.

Point to "Yes." Point to "No."

Point to "Can."

WORDS

Sight

(Review)	run	fly	cat	cow	No
----------	-----	-----	-----	-----	----

(New)	can	Yes	you		
-------	-----	-----	-----	--	--

Game No. 1, page 175.

Phonetic

(New)	we
-------	----

Lesson 2.

Fourth Step—Silent Reading Lesson. (Pupil's Hand Chart or Wall Chart, page 23).

Can the cow run? Yes.
Can the cow fly? No.
Can the hen fly?
Can the hen run?
Can the sheep fly?
Can the sheep run?
Can we run?
Can the cat fly?
Can the cat run?
Can the dog fly?
Can the dog run?
Can you fly?
Can you run?

Place on the blackboard ledge Cards 54, 50, New Set III.

Have the children read each sentence silently, and then point to the correct answer, "Yes" or "No."

SILENT READING EXERCISE

Seat work in silent reading may well be given here, based on Card 3, New Set VII-A.

PHONETICS (ē)

From *me* develop *ē* and the following words:

we she be he

SUGGESTIONS FOR SUPPLEMENTARY WORK

Occupation. Seat Work Sentence, Phrase, and Word Cards, New Set VI, Card 3. Use this lesson as a silent reading lesson to follow page 23 of the Pupil's Hand Chart or Wall Chart. Each pupil will cut card on lines; he will then rearrange by referring to Pupil's Hand Chart or Wall Chart; answer each Question by "yes" or "no." See suggestions, page 236.

THE GOOD RAIN

DAYS 23-26)

First Step—The Oral Story.

Once upon a time a little boy and a little girl lived on a farm.

One summer the sun shone very hot and very long for many, many days. The cow and the sheep could not get any nice, green grass to eat because the sun had dried it all up in the meadows.

The hot wind blowing through the corn fields rustled the leaves until they seemed to say, "Come, rain, come!" The tall grass in the meadow murmured, "Come, rain, come," and the leaves on the trees kept whispering, "Come, rain, come!"

It was so hot and dry that even the children could not run and play in the meadow.

"Father," said the little boy one day, "please take us down to the nice cool river and let us have a picnic!"

"Very well," said their father. "Tomorrow we will all go for a fine picnic to the river."

That night the children went to bed very early. All night long they dreamed of the fun they would have at the picnic.

But when they waked up the next morning, what do you suppose they found? The rain was pouring down! The little boy and the little girl were ready to cry, for they knew they could not have their picnic in the rain. They ran out into the barnyard to look up at the sky and see if it seemed anywhere as if the rain might stop. But all around hung the dark gray clouds as far as they could see.

"Oh, dear!" said the little boy. "See the bad, bad rain! The bad rain has spoiled all our fun. Now we cannot go to the picnic!"

"I do not like you, rain," said the little girl. "You are not a good rain. Go away, rain, go away! We cannot play in the rain!"

Just then they heard a noise in the barnyard, and what do you think it was? All the animals in the barnyard had come together to talk about the rain. The little boy and the little girl were so surprised that they stood still in the rain and did not once think how wet they were getting.

Old Betsy, the cow, was the first to speak. "Moo, moo! Did you hear what our master's son called this good rain? He called it a *bad, bad* rain!"

Doesn't he know that the rain is good, and that it will make the dry grass in the fields grow green again and that it will make the corn grow tall?"

Then the sheep said, "Baa, baa! I like the good rain."

"Bow-wow!" said Rover, the dog. "Come, rain, come, and make all the fields and meadows green! I like to play in the rain."

Just then Spot, the cat, put her head out of the barn door and called out, "Mew, mew! You can say what you please, but I don't like the rain. I don't like to get wet. Of course boys don't like the rain!"

"Coo, coo!" said the dove. "Girls don't like the rain, either. I wonder why they don't like the nice, cool rain?"

"I know why children do not like the rain," said a little bird that had hopped up near to Rover. "They can not play in the rain."

Biddy, the hen, called out to Spot: "Cat, it won't hurt you if you do get wet. I am sure you are always washing yourself with your tongue, and you don't seem to mind getting wet that way. If the children don't want to play in the rain they can go into the house. They can play there all they want to."

"You are right, Biddy," said old Betsy, the cow. "The children should not call the rain bad. They ought to learn the old song my mother taught me:

"Whether the sun shines overhead
Or whether the rain comes down instead,
Some one is glad to have it so,
Whether it's sun or rain or snow."

The little boy and the little girl hung their heads. They did not have a word to say, for they knew that the cow and the sheep and the hen were right.

Soon the little boy and the little girl went into the house for breakfast, and while they were eating they told their father and mother all the strange things they had heard in the barnyard.

After they had eaten their breakfast, another big surprise was waiting for them. When they went to the door they found the rain had stopped and the sun was shining brightly once more.

"Now we can have our picnic!" shouted the little boy.

"Good-bye, rain, good-bye," said the little girl.

"The rain is good, after all," said the little boy.

"Yes," said his father. "Cows and sheep like the rain, for they know it makes the grass green."

"Hens and birds like it, too," said his mother. "Everyone should like the nice, cool rain."

As they started off for the picnic, old Betsy raised her head above the fence and called out, "Moo, moo! The rain is good," and the little bird sang to them, "Good-bye! Good-bye! Have a good time down by the river. I will fly to the top of a tall tree and see how green the good rain has made all the grass."

As the happy children went to the river for their picnic the tall grass seemed to say, "Good rain! Good rain!" The corn stalks waved their long arms in the wind and said, "Good rain!" and the leaves on the trees laughed in the sunshine and said, "Good rain!"

"We will never call the rain bad again," said the little girl. "We will always remember the old song that Betsy's mother taught her:

"Whether the sun shines overhead
Or whether the rain comes down instead,
Some one is glad to have it so,
Whether it's sun or rain or snow."

Second Step—Dramatization.

CHARACTERS

<i>corn</i>	<i>grass</i>	<i>leaves</i>	<i>cow</i>	<i>sheep</i>
<i>boy</i>	<i>girl</i>	<i>father</i>	<i>dog</i>	<i>cat</i>
<i>dove</i>	<i>bird</i>	<i>mother</i>	<i>hen</i>	<i>rain</i>

SCENE

A place for a corn field; a meadow; a house with yard and trees.

Corn: Come, rain, come! It is so hot.

Grass: Come, rain, come! It is so dry.

Leaves: Come rain, come! Make us green again.

Boy: Father, please take us down to the nice, cool river and let us have a picnic.

Father: We will all go for a fine picnic to the river tomorrow.

*(The children go to bed; in the morning they wake up.
They run to the barnyard.)*

Boy: See the bad, bad rain! It has spoiled all our fun. Now we can not go to the picnic.

Girl: I do not like you, rain. You are not a good rain. Run away, rain, run away. We cannot play in the rain.

*(Children hear a noise in the barnyard and stop to listen.
They are surprised to hear all the animals talking.)*

Cow: Moo, moo! Did you hear what our master's son called this good rain? He called it a bad, bad rain. Doesn't he know that the rain is good, and that it will make the dry grass in the fields grow green again and that it will make the corn grow tall?

Sheep: Baa, baa! I like the good rain.

Dog: Bow-wow! I like the rain, too. Come, rain, come, and make the fields and meadows green!

Cat: Mew, mew! You can say what you please, but I don't like the rain. I don't like to get wet. Of course boys do not like the rain!

Dove: Coo, coo! Girls do not like the rain, either. But I like the nice, good rain.

Bird: I know why boys and girls do not like the good rain. They are like the cat. They do not want to get wet.

Hen: Cat, it will not hurt you if you do get wet. I am sure you are always washing yourself with your tongue, and you do not seem to mind getting wet that way. If the children don't want to play in the rain they can go into the house. They can play there all they want to.

Cow: You are right. The children should not call the rain bad. They ought to learn the old song my mother taught me:

“Whether the sun shines overhead,
Or whether the rain comes down instead,
Some one is glad to have it so,
Whether it's sun or rain or snow.”

(The children go into the house for breakfast. A dialogue may be worked out, telling what the children told their parents about what they heard in the barnyard. After breakfast they come to the door.)

Boy: Oh, see! The sun is shining! Now we can have our picnic.

Girl: Good-bye, rain, good-bye.

Bird: Good-bye, boy and girl, I will fly to the top of the tree.

Corn: Good rain!

Grass: Good rain!

Leaves: Good rain!

Mother: Everyone should like the nice, good rain.

Boy: The rain is good, after all.

Girl: We will never call the rain bad again. We will always remember the old song that Betsy's mother taught her:

"Whether the sun shines overhead,
Or whether the rain comes down instead,
Some one is glad to have it so,
Whether it's sun or rain or snow."

Lesson 1.

Third Step—Sentence, Phrase, and Word Development: Phonetics.

SENTENCES

This is what the boy said when he saw the rain. (See the rain.)

Write the sentences on the board and have pupils read them.

The girl said this: (It is not a good rain.)

The boy and girl were out in the rain and were wet.

The boy said this: (We are wet.)

The girl did not like the rain and she said this: (Go away, rain.)

What did the boy say? (Rain, you are not good.)

This is why they did not like the rain. (We can not play in the rain.)

What did the boy say? (Rain, rain, go away. We are wet.)

PHRASES

is not a good rain*

are wet*

Go away*

are not good*

can not play*

in the rain*

Game No. 13, page 176.

WORDS

Sight

(Review)	It	not	are
(New)	rain	wet	play

Phonetic

(Review)	We
(New)	go

Game No. 10, page 176.

PHONETICS

See page 264.

Lesson 2.

Fourth Step—Reading Lesson. (Pupil's Hand Chart or Wall Chart, page 24).

Boy:	See the rain!
Girl:	It is not a good rain.
Boy:	We are wet.
Girl:	Go away, rain.
Boy:	Rain, you are not good.
Girl:	We can not play in the rain.
Boy:	Rain, rain, go away. We are wet.

Have sentences read in answer to questions similar to those in Lesson 1.

Then have it read as a dialogue.

Lesson 3.

Third Step—Sentence, Phrase, and Word Development: Phonetics.

SENTENCES

Teacher will put sentences in parenthesis on the board and have them read.

The cow said: (See the good rain.)

The dog said: (I like to play in the rain.)

Do boys like rain?

The cat said: (Boys do not like rain.)

Point to "do not like rain."

Point to "do."

Do girls like rain?

The dove said: (Girls do not like rain.)

Point to "do."

The bird said: (They can not play in the rain.)

Point to "can not play."

Point to "in the rain."

The hen said: (They can go into the house. They can play in the house.)

Point to "can go," "can play," and "into."

Then the cow said: (We like the rain. Do not go away, rain.)

Point to "Do not go away."

Point to "Do."

PHRASES

like to play

do not like rain*

can not play*

can go into the house*

can play in the house*

Do not go away*

like the rain

Game No. 3, page 175.

WORDS

Sight

(Review)	good	rain	play
	They	not	away
(New)	do		

Phonetic

(Review)	go	We
----------	----	----

Game No. 6, page 175.

PHONETICS

See page 264.

Lesson 4.

Fourth Step—Reading Lesson. (Pupil's Hand Chart or Wall Chart, page 25).

Cow:	See the good rain.
Sheep:	I like the rain.
Dog:	I like to play in the rain.
Cat:	Boys do not like rain.
Dove:	Girls do not like rain.
Bird:	They can not play in the rain.
Hen:	They can go into the house. They can play in the house.
Cow:	We like the rain. Do not go away, rain.

Have sentences read in answer to questions.

Have the lesson read orally in dialogue form.

Lesson 5.

Third Step—Sentence, Phrase, and Word Development: Phonetics.

SENTENCES

Put sentences in parenthesis on the board and have them read.

The rain is going away and the girl said: (Good-bye, rain, good-bye.)

Who likes the rain?

I am going to tell you about the cows and sheep. (Cows and sheep like the rain.)

Point to "and."

Who else likes the rain?

(Hens and birds like the rain.)

Point to "and."

(Father and mother like the rain.)

(Boys and girls like the rain.)

The bird is going away. What does it say to the boy and girl?

(Good-bye, boy and girl.)

Point to "and."

Where does it say it will fly? (I will fly to the tree.)

The rain is going away, too. What does it say?

(Good-bye, boy and girl.)

What does it say you may do?

(You may play.)

Find "may."

What else does it say? ("I will not wet you.")

PHRASES

Cows and sheep*

Hens and birds*

boy and girl*

will fly to the tree*

may play*

will not wet you*

WORDS

Sight

(Review)	Good-bye	rain	will
	play	wet	you
(New)	and	may	

Game No. 8, page 176.

PHONETICS

See page 264.

Lesson 6.

Fourth Step—Reading Lesson. (Pupil's Hand Chart or Wall Chart, page 26).

Girl:	Good-bye, rain, good-bye.
Boy:	The rain is good.
Father:	Cows and sheep like the rain.
Mother:	Hens and birds like the rain.
Cow:	The rain is good.
Bird:	Good-bye, boy and girl. I will fly to the tree.
Rain:	Good-bye, boy and girl. You may play. I will not wet you.

Read the sentences in answer to questions.

Have the lesson read in dialogue.

Lesson 7.

Review phrases and words that have caused any difficulty.

Game No. 9, page 176.

Lesson 8.

Review Pupil's Hand Chart or Wall Chart, pages 24, 25, and 26.

SILENT READING EXERCISE

Seat work in silent reading may well be given here, based on Card 4, New Set VII-A.

PHONETICS (*g* [hard], *o*, and *r*)

Lesson 1.

From *girl* develop *g*. Name other words beginning with *g*.
(*good, go, get, gate.*)

From *no* develop *o*, and the following words:

go so

Lesson 2.

Review rimes.

Which words sound alike in the following:

"Robin, Robin Redbreast."

The top went round and round.

The boy ran down the road.

The rat will run away.

From *run* develop *r*. Name other words beginning with *r*. (*race, roll, rat, road, ride.*)

Lesson 3.

Review and drill on known consonants, *c, d, m, b, n, l, h, f, w, s, r.*

Game No. 9, page 176, with cards from New Set II.

Lesson 4.

Review *at, ow, e, o.*

Game No. 11, page 176.

SUGGESTIONS FOR SUPPLEMENTARY WORK (RAIN)

- I. Supplementary Story. "Up in the Sky and Back," by Katherine Orr in *Half a Hundred Stories*, Milton Bradley Company.
- II. Conversation. Rain.
- III. Poem. "Rain," by Carolyn S. Bailey in *Stories and Rhymes for a Child*, Milton Bradley Company.
- IV. Song. "Raining and Clearing" in *Lyric Music Primer*, Scott, Foresman and Company.
- V. Occupation. (a) Free-hand cutting of umbrellas and rubbers.
(b) Silent Reading and Crayoning Cards, New Set VII-A, Card 4. To follow page 26 of the Pupil's Hand Chart or the Wall Chart.

THE CAT AND THE MOUSE

(DAYS 27-30)

First Step—The Oral Story.

Once upon a time a little gray mouse and a big white cat lived in a barn. The mouse lived in a snug hole in the wall of the barn. Every time she left the snug hole to play or to get some corn for her dinner, the big white cat would try to catch her. Then the little gray mouse would run back and hide in the hole. "I do not like the cat," she would say. "She will not let me go out to find my dinner. I can not play in the barn. I must find another home."

One day the little gray mouse saw the big white cat sitting just outside the hole waiting for her to come out. "Oh, Big White Cat," cried the

little mouse, "why do you try to catch me? I never do you any harm. Let us be friends. I only go out to get some corn for my dinner. Even a little mouse must have food to eat, you know. Let us be friends."

"Cats must have food to eat, too, Little Mouse," answered the cat. "You try to get corn for your dinner. I try to get *you* for my dinner. Isn't that fair?"

The little mouse did not know what to say. She thought and thought, until by and by she thought of a plan. So she called out, "Oh, Big White Cat, what you say is true. You do need food for your dinner. But why can't you take milk for your dinner instead of eating me?"

"I can't get any milk," answered the cat. "But if you can get me some milk for my dinner, I will not try to catch you any more. After that we will be good friends."

The little mouse did not wait to hear any more. Off she ran to the cow as fast as her four little legs would take her.

"Please, Cow," she said, "give me some milk to take to the big white cat. Then she will be my friend. The cat must have food for her dinner. Will you give me some milk?"

"Little Mouse," said the cow, "I must have food for my dinner, too. Go to the farmer and get me some hay. Then I will give you some milk."

So the little mouse ran to the farmer as fast as her four little legs would take her.

"Please, Farmer," she said, "give me some hay to take to the cow. Then she will give me some milk. I will give the milk to the big white cat, and she will not try to catch me any more. She will be my friend."

"Here is the hay, Little Mouse," said the farmer.

"Oh, thank you, Farmer, thank you!" said the little gray mouse.

Away she ran to the cow with the hay as fast as her four little legs would take her.

"Here, Cow," she said, "is some nice hay for your dinner. Now will you give me some milk?"

"Moo, moo," said the cow. "Yes, Little Mouse; here is some milk." And she gave a bowl of nice, fresh milk to the little gray mouse.

"Oh, thank you, Cow, thank you!" said the little gray mouse.

Away she ran with the milk to the cat as fast as her four little legs would take her.

"Here is some nice fresh milk, Big White Cat," said the little mouse. "Now will you be my friend?"

"Thank you, Little Mouse," said the cat. "This milk is good. It will make a fine dinner for me. Now we will be friends. I will never try to catch you again."

And ever since then the big white cat and the little gray mouse have been friends.

—OLD TALE

Second Step—Dramatization.

CHARACTERS

Cat Mouse Cow Farmer

SCENE

A cat in a barn; a mouse in a hole; a cow in the barnyard; a farmer mowing hay.

(The mouse looks out of the hole and sees the cat.)

Mouse: Oh, Big White Cat, why do you try to catch me? Let us be friends. I only go out to get some corn for my dinner. I must have food to eat. Let us be friends.

Cat: I must have food to eat, too, Little Mouse. You try to get corn for your dinner. I try to get you for my dinner. Isn't that fair?

Mouse: What you say is true. You need food for your dinner. Why can't you take milk for your dinner instead of eating me?

Cat: I can't get any milk. If you can get me some milk for my dinner, I will not try to catch you any more. After that we will be good friends.

(The little mouse runs to the cow.)

Mouse: Please, Cow, give me some milk to take to the big white cat. Then she will be my friend. The cat must have food for her dinner. Will you give me some milk?

Cow: I must have food for my dinner, too, Little Mouse. Go to the farmer and get me some hay, then I will give you some milk.

(The mouse runs to the farmer.)

Mouse: Please. Farmer, give me some hay to take to the cow. Then she will give me some milk. I will give the milk to the big white cat and she will not try to catch me any more. She will be my friend.

Farmer: Here is the hay, Little Mouse.

Mouse: Oh, thank you, Farmer, thank you!

(The mouse runs to the cow.)

Mouse: Here, Cow, is some nice hay for your dinner. Now will you give me some milk?

Cow: Moo, moo! Yes, Little Mouse. Here is some milk.

(The cow gives the mouse a bowl of milk.)

Mouse: Thank you, Cow, thank you.

(The mouse runs to the cat.)

Mouse: Here is some nice fresh milk, Big White Cat. Now will you be my friend?

Cat: Thank you, Little Mouse. This milk is good. It makes a fine dinner for me. Now we will be friends. I will never try to catch you again.

Lesson 1.

Third Step—Sentence, Phrase, and Word Development: Phonetics.

SENTENCES

Where did a white cat sit? (A white cat sat in a barn.)

Point to the picture of the barn. (Card 14, New Set I.) Point to the word "barn."

What did she see? (She saw a mouse.) Point to mouse.

Find the picture of the mouse. (Card 18, New Set I.)

What did the mouse see? (The mouse saw the cat.)

This is what the mouse said: (I do not like you.) (I can not play in the barn.)

Why did the mouse want to go away?

The mouse said: (I can not go to find a dinner.)

Point to "can not go."

Point to "find a dinner."

Which word is dinner?

Read all the sentences.

PHRASES

A white cat
 sat in a barn*
 saw a little mouse*
 saw the cat*
 The mouse said*

do not like you*
 can not play*
 can not go*
 to find a dinner*
 do you like milk*

Game No. 31, page 180.

WORDS

Sight

(Review)	white	She	saw	
	little	play	find	do
(New)	barn	mouse	dinner	

Phonetic

(Review) sat

Game No. 12, page 176.

PHONETICS

See page 273.

Lesson 2.

Third Step—Sentence, Phrase, and Word Development: **Phonetics.**

SENTENCES

What do cats like? (Cats like milk.)

Which word is "milk"?

One day the mouse said to the cat, ("Cat, do you like milk?")

Point to milk.

What did the cat say? (The cat said, "Yes, I like milk.")

This is what the mouse said:

(I will go to the cow.)

(She will give me milk.)

(I will give the milk to you.)

Read all the sentences.

PHRASES

like milk
will go to the cow*
to you

The cat said*
will give me milk*
will give the milk*

Game No. 31, page 180.

WORDS

Sight

(Review)	Yes	will	she
	give	me	
(New)	milk		

Phonetic

(Review)	go
----------	----

Game No. 15, page 177.

PHONETICS

See page 273.

Lesson 3.

Fourth Step—Reading Lesson. (Pupil's Hand Chart or Wall Chart, page 27).

<p>A white cat sat in a barn. She saw a little mouse. The mouse saw the cat. The mouse said, "I do not like you. I can not play in the barn. I can not go to find a dinner. Cat, do you like milk?" The cat said, "Yes, I like milk." The mouse said, "I will go to the cow. She will give me milk. I will give the milk to you."</p>

Have the sentences read silently in answer to questions.
They may later be read orally.

Lesson 4.

Third Step—Sentence, Phrase, and Word Development: Phonetics.

SENTENCES

Where did the mouse run? (The mouse ran to the cow.)

Point to "ran to the cow."

Which word is "ran"?

What did she say? (Will you give me some milk?)

What do you think the cow did? (She gave some milk to the mouse.)

Point to "gave some milk."

Which word is "gave"? Which is "some"?

To whom did the mouse run? (The mouse ran to the cat.)

What did she do with the milk? (She gave the milk to the cat.)

PHRASES

ran to the cow*

She said*

Will you give me milk*

The cow said*

gave some milk*

ran to the white cat*

WORDS

Sight

(Review)	cow	She	said	give
	me	Moo	milk	yes
(New)	some	gave		

Phonetic

(Review)	go
(New)	ran

PHONETICS

See page 273.

Lesson 5.

Third Step—Sentence, Phrase, and Word Development: Phonetics.

SENTENCES

Review Lesson 4.

Put sentences on the board.

When the mouse gave the milk to the cat the cat said:

“I like you, Mouse.

You may play in the barn.

You may go to find a dinner.”

Read all the sentences.

PHRASES

The cat said*

may play*

may go*

to find a dinner*

WORDS

Sight

(Review)

you

like

may

play

find

dinner

Phonetic

(Review)

go

PHONETICS

See page 273.

Lesson 6.

Fourth Step—Reading Lesson. (Pupil's Hand Chart or Wall Chart, page 28.)

The mouse ran to the cow.
 She said, "Will you give me milk?"
 The cow said, "Moo, moo! Yes, yes!"
 She gave some milk to the mouse.
 The mouse ran to the white cat.
 She gave the milk to the cat.
 The cat said, "I like you, mouse.
 You may play in the barn.
 You may go to find a dinner."

Lesson 7.

Review phrases and words in Lessons 1, 2, 3, 4, 5, and 6.

Lesson 8.

Review pages 27 and 28, Pupil's Hand Chart or Wall Chart.

SILENT READING EXERCISE

Seat work in silent reading may well be given here, based on Card 5, New Set VII-A.

PHONETICS (*an*)

Lesson 1.

Review the following consonants:

m, b, s, l, c, d, n, f, w, h, g, r.

Game No. 11, page 176.

Lessons 2 and 3.

From *can* develop *an* and the following words:

man fan ran

Lesson 4.

Review the following phonograms:

at, an, ȃ, ȃw.

Game No. 17, page 177.

SUGGESTIONS FOR SUPPLEMENTARY WORK (CATS AND MICE)

- I. Supplementary Story. "The Tale of the Littlest Mouse," Anne Guilbirt Mahon in *For the Children's Hour*, Milton Bradley Company.
- II. Conversation. Cats and mice.
- III. Poem. "Some Little Mice," Mother Goose; "The City Mouse and the Country Mouse," Christina G. Rossetti.
- IV. Song. "Pussy Cat and the Mouse." Walker and Jenks in *Songs and Games for Little Ones*, Oliver Ditson Company.
- V. Song Game. "Pussy Cat and the Mouse," by Caroline Crawford in *Dramatic Games and Dances for Little Children*, A. S. Barnes Company.
- VI. Occupation. (a) Seat Work Sentence, Phrase, and Word Cards, New Set VI, Card 4, The Cat and the Mouse.
 Lesson 1. To follow page 27 of Pupil's Hand Chart or Wall Chart. See suggestions, page 236.
 Lesson 2. To follow page 28.
 Game 56, page 183.
 (b) Silent Reading and Crayoning Cards, New Set VII-A, Card 5. To follow page 28 of the Pupil's Hand Chart or the Wall Chart.

 THE THREE RABBITS

(DAYS 31-34)

First Step—The Oral Story.

One morning, very early, I saw three rabbits with long, soft ears and bright, pink eyes, talking together.

"I'm going away to find a home," said the first rabbit.

"We will go with you," said the others.

"We must have grass," said the first rabbit.

"We must have plenty of carrots," said the second rabbit.

"We must try to find a kind little girl," said the third rabbit.

So off they ran down the road. They did not stop until they came to a garden gate, wide open, and in they ran.

Inside the gate there was green grass, and beyond it a patch of carrots. But just then they heard a cross little girl saying, "I will dig up the flowers! I won't keep my wagon in the path! I will get my apron dirty if I please!"

"Ah!" said the first rabbit, as he pricked up his ears. "This would not be a good place to live."

So the little rabbits ran on down the road, hunting for a good garden, where they might make their home.

After a long time, when the sun was dropping down behind the clouds and it was nearly night, the three rabbits came running along to another garden. The gate was wide open, and they looked inside. There they saw wonderful things—clumps of clover, and patches of parsnips, and full-grown cabbages and carrots and green grass.

As the three rabbits saw all the lovely green things, there came a little voice from the garden, as sweet as music:

"Mother, I've finished all the sewing, and I watered the flowers, and I picked up all my toys. Is there anything else to do?"

"This is a good garden. This is a kind little girl," said the three rabbits, hopping in through the gate. "Here we come, little girl!"

The little girl ran to her mother, "Oh, mother, see the rabbits in the garden."

Her mother said, "See them play. Give them some dinner, daughter."

The little girl gave them some dinner.

So the three rabbits, with long, soft ears, and bright, pink eyes, lived with the little girl and played with her, and had all the green grass and carrots and clover they could eat.

—CAROLYN S. BAILEY in *Little Animal Stories*.

Second Step—Dramatization.

CHARACTERS

Three rabbits

Two girls

Mother

SCENE

The rabbits going down a road. Two gardens.

First Rabbit: I am going away to find a home.

Second and Third Rabbits: We will go with you.

First Rabbit: We must have grass.

Second Rabbit: We must have plenty of carrots.

Third Rabbit: We must try to find a kind little girl.

(They run down the road until they come to a garden.)

First Girl: I will dig up the flowers! I won't keep my wagon in the path! I will get my apron dirty if I please!

First Rabbit: Ah! This would not be a good place to live.

(They run down the road until they come to a second garden.)

Second Girl: Mother, I've finished all the sewing, and I watered the flowers, and I picked up all my toys. Is there anything else to do?

Three Rabbits: This is a good garden. This is a kind little girl. Here we come, little girl!

(And into the garden they go.)

Second Girl: Oh, mother, see the rabbits in the garden.

Mother: See them play. Give them some dinner, daughter.

(The little girl gives them some dinner.)

Lesson 1.

Third Step—Sentence, Phrase, and Word Development: Phonetics.

Find the picture of a rabbit. (Card 8, New Set I.) How many rabbits were there?

SENTENCES

What did three rabbits do? (Three rabbits ran away.)

Point to "rabbits."

Point to "ran away."

What did the rabbits see? (The rabbits saw a garden.)

Which word is "rabbit"?

Point to "saw a garden."

Which word is "garden"?

This is what the rabbits did: (They ran into it.)

Read it.

Whom did the rabbits see? (The rabbits saw a little girl.)

This is what the rabbits said: (We do not like you. You are not a good girl.)

Read the two sentences.

What did the rabbits do? (They ran away.)

PHRASES

Three rabbits
 ran away*
 ran and ran*
 saw a garden

ran into it*
 saw a little girl*
 do not like you*
 are not a good girl*

Game No. 22, page 178.

WORDS

Sight

(Review)	Three	away
	They	not
(Combined)	into	
(New)	rabbits	garden

Phonetic

(Review)	ran
----------	-----

Game No. 16, page 177.

PHONETICS

See page 280.

Lesson 2.

Fourth Step—Reading Lesson. (Pupil's Hand Chart or Wall Chart, page 29.)

Three rabbits ran away.
They ran and ran.
The rabbits saw a garden.
They ran into it.
The rabbits saw a little girl.
They said, "We do not like you.
You are not a good girl."
They ran away.

Read these sentences in answer to questions.

Lesson 3.

Third Step—Sentence, Phrase, and Word Development: Phonetics.

SENTENCES

Proceed as in Lesson 1

PHRASES

ran and ran*
 saw a good garden*
 ran into it*
 saw a little girl*

They said
 are a good girl*
 like the garden*
 will play in it*

Game No. 13, page 177.

WORDS

Sight

(Review)	rabbits	They	garden
	saw	play	

Game No. 23, page 178.

PHONETICS

See page 280.

Lesson 4.

Fourth Step—Reading Lesson. (Pupil's Hand Chart or Wall Chart, page 30).

<p>The rabbits ran and ran. They saw a good garden. They ran into it. The rabbits saw a little girl. They said, "We like you, little girl. You are a good girl. We like the garden. We will play in it."</p>

Ask questions about each sentence and have children read for the answer.

Lesson 5.

Third Step—Sentence, Phrase, and Word Development: **Phonetics.**

SENTENCES

What did the little girl see in the garden? (The little girl saw the rabbits.)

Whom did she call?

This is what she said: (Mother, mother! See the white rabbits!

They are in the garden.)

The mother said to see them do what? (See them play.)

Which word is "them."

She told the little girl to give them some dinner.

Can you read this: (Give them some dinner.)

What did the girl do? (The girl gave them some dinner.)

Point to "gave them some dinner."

Which word is "them."

PHRASES

The little girl

saw the rabbits*

the white rabbits*

The mother said*

See them play*

Give them some dinner*

some dinner

gave them some dinner*

Game No. 21, page 178.

WORDS

Sight

(Review) rabbits garden

(New) them

Lesson 6.

Fourth Step—Reading Lesson. (Pupil's Hand Chart or Wall Chart, page 31.)

The little girl saw the rabbits.
 She said, "Mother! Mother!
 See the white rabbits!
 They are in the garden."
 The mother said, "See them play.
 Give them some dinner."
 The girl gave them some dinner.

Read these sentences in answer to questions.

Lesson 7.

Third Step—Sentence, Phrase, and Word Development: Phonetics.

Review phrases and words in Lessons 1, 2, 3, 4, 5, and 6.

SILENT READING EXERCISE

Seat work in silent reading may well be given here, based on Card 6, New Set VII-A.

PHONETICS

See below.

Lesson 8.

Fourth Step—Reading Lesson. (Pupil's Hand Chart or Wall Chart, page 31.)

Review pages 29, 30, and 31.

PHONETICS

Lessons 1 and 2.

Review the following consonants:

b, c, d, f, g, h, l, m, n, r, s, w.

Play Game No. 9, page 176, with cards of New Set II.

Lessons 3 and 4.

Review the *at* phonogram: (bat, cat, fat, hat, mat, rat, sat.)

Review the *o* phonogram: (no, go, so.)

Review the *ow* phonogram: (cow, bow, wow, how, now, row.)

Review the *e* phonogram: (he, me, she, be, we.)

Review the *an* phonogram: (can, man, fan, ran.)

Game No. 17, page 177.

SUGGESTIONS FOR SUPPLEMENTARY WORK (RABBITS)

- I. Supplementary Story. "The Little King's Rabbits." Maud Lindsay in *A Story Garden*, Lothrop, Lee and Shepard.
- II. Conversation. Rabbits.
- III. Poem. "Ten Rabbits." *St. Nicholas*, Vol. 24.
- IV. Song. "The Little Rabbit," *Song Book II*, Churchill-Grindell.
- V. Song Game. "The Little Rabbits," by Caroline Crawford in *Dramatic Games and Dances for Little Children*, A. S. Barnes Company.
- VI. Occupations. (a) Seat Work Sentence, Phrase, and Word Cards, New Set VI, Card 5. The Three Rabbits.
Lesson 1. To follow page 29 of Pupil's Hand Chart or Wall Chart. Follow directions previously given.
Lesson 2. To follow page 30.
Lesson 3. To follow page 31.
(b) Silent Reading and Crayoning Cards, New Set VII-A, Card 6. To follow page 31 of the Pupil's Hand Chart or the Wall Chart.
- VII. Project. Make a poster.

GENERAL REVIEW (FOR CLASSES THAT NEED IT)
(DAYS 35-40)

Review stories and dramatizations given in preceding lessons, as well as the chart, the words, and the phonetics.

Refer to the summary on the following page.

SUMMARY OF PART THREE

PHONETICS

Vowels

e, o

Consonants

m, b, s, l, c (hard), *d, n, f, w, h, g* (hard), *r*

Phonograms

at, ow, an

Endings

s (plural)

Blends

sh

WORDS

(Nouns)

mother	dog	moo	mouse
father	hen	baa	dinner
boy	sheep	cluck	milk
girl	cow	mew	rabbit
tree	dove	bow-wow	garden
house	nest	coo	
bird	eggs	rain	
cat	good-bye	barn	

(Verbs)

find	likes	will	go
saw	are	give	do
fly	sat	run	may
is	said	can	ran
sees	flew	play	gave

(Adjectives)

little	two	white	some
one	three	wet	

(Articles)

a	the
---	-----

(Pronouns)

me	I	they	you
it	she	we	them

(Prepositions)

in	to
----	----

(Adverbs)

away	not	no	yes
------	-----	----	-----

(Conjunctions)

and

PART FOUR

PRIMER WORK

CHART SHOWING WORD AND PHONETIC DEVELOPMENT

Story	Pages (In Primer)	Sight Words	Phonetic Words	Phonetics
The Cat's Dinner	7- 10	Alice come kittens went for	too	t oo
Spot's Kittens	11- 13	Spot my black has four was gray were sleep	day	gr ay and ed (ending)
Alice and Her Kitten	14- 16	basket what guess her		k
What Was in the Nest	17- 20	pretty on from blue there after sang looked soon could		tr ee
The White Dove	21- 25	wings don't wish had want wool warm horse rides all happy am	keeps	ee al
The Jay and the Dove	26- 27	where Mr. of that far Mrs. get above	Jay land love how	ove j
Bobbie and the Apples	28- 35	Bobbie apples any morning have who tell thank farmer with bag full did bring	his he	
Alice and Her Mother	36- 43	sister meadow must make master leave alone your oh home their playmate fast asleep	sing corn take	ing ake orn
Little Boy Blue	44- 46	blow under haycock up	horn wake	
Little Bo-Peep	47- 49	lost tails hear	Bo-Peep behind	p ind
Baa, Baa, Black Sheep	50- 52	sir dame lives coat	lane	ane Final e
The Pig's Dinner	53- 56	pig down road flowers red chickens eat stop out back	came wee by	ame fl y

Piggy Wig's House	57- 60	Piggy Wig cut fill Cock-a-doodle-doo made goose cracks	woods say Jack	ood cr ack
The Little Pig	61- 67	once feet round eyes heard nose smell mouth something	pen found ears	ound ear th en
Little Rabbit	68- 69	clovers	now so be big then	ig
Jack Rabbit's Visit	70- 72	squirrel hole nuts along floor us	ground at sit	it
Bobbie Squirrel's Tail	73- 75	coming Brown Owl swept covered next winter put night	shells dear	ell
Ned Visits Grandmother	76- 84	cart him cookies yard bread drank	Ned grandmother ate	ed ate
Little Owl	86- 91	took whoo	name kind would	ould
What Brown Pussy Saw	92- 93	pussy		
The Brook	94- 95	both tirili tumbled still	brook ting sight	br ight ook
The Windmill	96- 99	windmill water help	mill	ill
Who Likes North Wind?	100-104	north cold let hurrah snow	man hill	sn ōw
How Patty Gave Thanks	106-110	about Patty patted know		kn out
The Little Christmas Tree	111-116	upon Christmas branches sleigh jumped	other	other
Our Flag	117			
The Easter Rabbit	118-123	Easter stopped	Ray	et
In the Barn Yard	124-128	pony sick galloping		
Alice and the Bird	130-133	doll cheer	bed shut	ut
Dark Pony	139-140	dark Sleepytown Noddy Niddy		



THE CAT'S DINNER

First Step—The Oral Story.

One morning my big kitty, with her three little kittens, sat by the porch. We call her "Black Kitty," but she has some white spots on her thick, warm coat. Just then my sister Alice and I saw her. "See the cat. See the kittens," said Alice. "They look hungry. Let's take them into the house and give them some milk. Come, cat, come! Come, kittens, come!"

But Black Kitty said, "Mew, mew. No, thank you, little girl. We do not need milk today. This is hunting day, and I am going to teach my kittens to hunt for their dinner."

So Black Kitty led her three little kittens down the road until they came to a big orchard where they could hunt for something to eat. A plump little bird would make a nice dinner. And sure enough, there was one sitting on a branch of the great old apple tree by the well. Black Kitty saw the bird and the little kittens saw it, too. Black Kitty twisted her ears and straightened out her back and looked right at the little bird, as she thought of the fine dinner it would make. But the bird saw Black Kitty; it saw the kittens, too. Away it flew, and all the leaves in the orchard rustled together, whispering, "Nothing here for Black Kitty; nothing here for little kittens."

Then Black Kitty said, "Come, kittens! We must hunt somewhere else for our dinner. Come to the barn." So they went to the barn, for Black Kitty thought that she could find a mouse there for dinner. Black Kitty sat down near a dark hole in the wall. She sat there so long that she hardly knew whether she was awake or asleep, listening, listening, listening. The three little kittens sat still, too, listening, listening, listening. They wanted to learn how to hunt for their dinner. At last Black Kitty saw a little mouse come creeping and peeping along. Black Kitty crouched down very low and waited for the mouse to come a little nearer. But the mouse saw Black Kitty and ran back into the hole before she could catch her. And then Black Kitty heard the soft breeze that came through the barn window, sighing over and over, "Nothing here for you-o-o; nothing here for you-o-o."

"Mew, mew, Mother," said the kittens. "We are hungry. Where can we go now to hunt for our dinner?"

But Black Kitty said, "We will not hunt any more today. This isn't a good hunting day, after all. We will go to the house, and ask the chil-

dren for milk." So Black Kitty went to the house. The kittens went, too. When we saw them coming Alice said, "Come, cat, come! Come, kittens, come! Something here for you!" Then we gave them a big pan full of milk for dinner. And as they lapped up the milk with their little red tongues, the three kittens said, "Mew, mew, Mother! The house is the best place to hunt in."

—LILLIAN M. ALLEN in *Story-Telling Time*.

Second Step—Dramatization.

CHARACTERS

<i>Black Kitty</i>	<i>Mouse</i>	<i>Trees</i>	<i>Boy</i>
<i>Three Kittens</i>	<i>Bird</i>	<i>Breeze</i>	<i>Girl</i>

SCENE

Black Kitty and her kittens near the porch. An orchard. A barn. A house.

Girl: See the cat. See the kittens. They look hungry. Let's take them into the house and give them some milk. 'Come, Cat, come. Come, Kittens, come.

Black Kitty: Mew, mew. No, thank you, little girl. We do not need milk today. This is hunting day, and I am going to teach my kittens to hunt for their dinner. Kittens, come with me and we will go to the orchard to see if we can find something to eat.

(They go down the road to the orchard. They see a little bird in a tree. The bird sees them and flies away.)

Trees: Nothing here for Black Kitty. Nothing here for little kittens.

Black Kitty: Come, Kittens! Come to the barn.

(They go to the barn and Black Kitty sits down near a hole in the wall. She sees a mouse and runs to get it, but the mouse runs away.)

Breeze: Nothing here for you-o-o. Nothing here for you-o-o.

Black Kitty: Come, Kittens! We will go to the house.

(They go to the house.)

Boy: Come, Cat, come!

Girl: Come, Kittens, come!

Boy: Come, Cat, come! Something here for you.

(The boy gives them a dish of milk.)

Lesson 1. (Primer, page 7.)

Third Step—Sentence, Phrase, and Word Development: Phonetics.

Look at the picture (page 7)

What do you see?

What did Alice say? (Alice said, "Come, cat.")

What else did she say? (Come to dinner.)

What did the cat say? (The cat said, "No. We will find a dinner.")

SENTENCES

Alice said, "Come, cat.

Come to dinner."

The cat said, "No.

We will find a dinner."

PHRASES

Alice said*

Come to dinner*

The cat said*

will find a dinner*

WORDS

Sight

(Review) to dinner said will find

(New) Alice Come

Phonetic

(Review) cat we

Teacher will write (and print) words on the board as given, and drill on them. Game No. 10, page 176.

PHONETICS*

Review the following consonants:

m, l, b, h, s, c (hard), *d, n, f, w, r, g* (hard).

Game No. 9, page 176, with New Set II.

* One phonetic lesson is planned for each day. See "Word Control Through Phonetics," page 156, and "Practical Suggestions," pages 159 ff.

Fourth Step—Reading Lesson. (Primer, page 7.)

Lesson 2. (Primer, page 8.)

Third Step—Sentence, Phrase, and Word Development: Phonetics.

SENTENCES

What did the cat see? (The cat saw a bird.)

What did the kittens see? (The kittens saw a bird.)

Change "bird" to "it" and have sentence given again.

Teacher will develop *too* phonetically from "moo."

Now add "too" and have sentence read.

What did the bird see? (The bird saw the cat.)

What else did it see? (Kittens.)

What shall we use instead of "bird"? (It.)

Read this story: It saw the kittens, too.

What did the bird do? (The bird flew away.)

Teacher will have sentences re-written and printed as given.

Now, who will read all?

PHRASES

What did the cat see? (A bird.)

What did the kittens see? (A bird.)

What did the bird see? (The cat.)

What did the bird do? (Flew away.)

saw a bird*

saw the kittens*

saw it, too*

flew away*

WORDS

Sight

(Review) saw bird it flew away

(New) kittens

Phonetic

(Review) cat

(New) too

Drill on words. Game No. 20, page 178.

PHONETICS (*t*, *oo*)

From *to* develop *t* (tell, took, tin, ten).

From *moo* develop *oo* and *too* and *coo*.

Fourth Step—Reading Lesson. (Primer, page 8.)

Lesson 3. (Primer, page 9.)

Third Step—Sentence, Phrase, and Word Development: **Phonetics.**

SENTENCES

Build sentences, using the words listed below.

Also sentences in Primer, page 9.

PHRASES

The teacher will write or print all answers to the following questions:

When the cat could not get the bird, what did she say?

(Come, kittens.)

Where did they go? (To the barn.)

What did the cat see? (A mouse.)

What did the mouse see? (The cat.)

What did the mouse do? (Ran away.)

Drill on words and phrases.

Come to the barn* saw the cat

went to the barn* ran away*

saw a mouse*

WORDS

Sight

(Review) said Come barn to kittens mouse away saw

(New) went

Phonetic

(Review) cat ran

PHONETICS

(Review) *at*, *an*.

Fourth Step—Reading Lesson. (Primer, page 9.)

Lesson 4. (Primer, page 10.)

Third Step—Sentence, Phrase, and Word Development: **Phonetics.**

SENTENCES

Build sentences, using the words listed below, also sentences in Primer, page 10.

PHRASES

went to the house*

gave them milk for dinner*

We said*

WORDS

Sight

(Review) gave said went milk dinner
 come them house

(New) for

Phonetic

(Review) too

Game No. 8, page 176.

PHONETICS

Review *ē, ē, ē, at, an, ōw.*

Game No. 7, page 176.

Fourth Step—Reading Lesson. (Primer, page 10.)

For review and to get the connected thought, teacher will have pupils read pages 7, 8, 9, 10. Follow this plan in all succeeding stories.

SILENT READING EXERCISE

Seat work in silent reading may well be given here, based on Card 7, New Set VII-A.

SUGGESTIONS FOR SUPPLEMENTARY WORK

Occupation. (a) Seat Work, Sentence, Phrase, and Word Cards, New Set VI, Card 6. The Cat's Dinner.

Lesson 1. To follow page 7 in the Primer. Follow the directions given on page 236.

Lesson 2. Lesson 3. To follow page 9.

Lesson 4. To follow page 10.

(b) Silent Reading and Crayoning Cards, New Set VII-A, Card 7. To follow page 10 of the Primer. See suggestions on page 218.

SPOT'S KITTENS

First Step—The Oral Story.

Would you like to hear about my cat Spot? She is a beautiful cat, with blue eyes and a black coat spotted with white. That is why we call her Spot. When we want her to come to her dinner we say, "Come, Spot, come." I like Spot and Spot likes me.

Spot has four kittens. One kitten is white, one kitten is black, one kitten is gray, and one kitten is like Spot—black and white. Spot used to keep her kittens on a carpet bed under the kitchen doorstep. When Spot chose this place, she thought it would be a safe and comfortable home for her little ones. Here the little white kitten, and the little black kitten, and the little gray kitten, and the little black and white kitten ran and played and had all the fun they could want.

But one day the rain came. Down poured the water through a crack between the doorstep and the house, and poor Spot found that she and her babies were getting wet. "Mew, mew!" she cried. "We are wet! We are wet!" As we sat in the house we heard Spot mewing in a very loud voice just outside the kitchen door. Spot and her little family were

trying to get in out of the cold rain. We opened the door in a hurry and took Spot into the house. We took the kittens, too. We put them on a mat by the kitchen stove. Before long the heat of the fire had dried their fur and they all went to sleep. After the storm was over we made another bed for them in a place where the rain could not come, and Spot had no more trouble in bringing up her family.

—JOSEPHINE JARVIS in *In the Child's World*.

Second Step—Dramatization.

Lesson 1. (Primer, page 11.)

Third Step—Sentence, Phrase, and Word Development: Phonetics.

SENTENCES

Build sentences, using the words listed below, also sentences in Primer, page 11.

PHRASES

is my cat is black and white* like Spot likes me*

WORDS

Sight

(Review) is and white come like
(New) Spot my black

Phonetic

(Review) she me

Game No. 16, page 177.

PHONETICS

Review *ē* in *he, we, she, me, be*.

Fourth Step—Reading Lesson. (Primer, page 11.)

Lesson 2. (Primer, page 12.)

Third Step—Sentence, Phrase, and Word Development: Phonetics.

SENTENCES

Build sentences, using the words listed below, and the sentences in Primer, page 12.

PHRASES

has four kittens*	is white*	see a gray kitten*
One kitten	is black*	is like Spot*

WORDS

Sight

(Review)	Spot	kittens	one	see	like
(New)	has	four	gray		

Phonetic

(Review)	too
(New)	day

Game No. 19, page 178.

PHONETICS (*gr, ay, and*)

From *gray* develop *gr* (grape, grass).

From *may* develop *ay* and the following words:

bay day gay hay lay Ray say way gray

From *an* and *d* develop *and* and the following:

land grand sand hand band

Game No. 17, page 177.

Fourth Step—Reading Lesson. (Primer, page 12.)

Lesson 3. (Primer, page 13.)

Third Step—Sentence, Phrase, and Word Development: **Phonetics.**

SENTENCES

Build sentences, using the words listed below.

PHRASES

One day*
was wet*were wet*
are wet*went into the house*
went to sleep*

WORDS

Sight

(Review)	rain	wet	said	mew	are	into
(New)	was	were	sleep			

Phonetic

(Review) day

PHONETICS (*ed*-ending)Review *ay*.Develop the ending *ed*, as in *rained* and *played*.**Fourth Step**—Reading Lesson. (Primer, page 13.)

SUGGESTIONS FOR SUPPLEMENTARY WORK

Occupation. Seat Work, Sentence, Phrase, and Word Cards,
New Set VI, Card 7. Spot's Kittens.

Lesson 1. To follow page 11 of the Primer.

Lesson 2. To follow page 12 of the Primer.

Lesson 3. To follow page 13 of the Primer.

Pupils will first reproduce the lesson and then make original sentences.

See also "Suggestions for Supplementary Work" on pages 300-301.

ALICE AND HER KITTEN

First Step—The Oral Story.

One day when Alice was a very little girl, her father came home early from the office. He carried a basket in his hand, but when he saw Alice he put the basket behind him. His eyes twinkled with fun, for he knew that Alice would wonder what was in the basket.

Alice jumped up from her chair and ran to her father. Her eyes grew big and bright as she peeped at the basket which her father had put upon the floor.

"What is in the basket?" asked Alice.

"Can you guess?" her father said.

"Is it a bird?" asked the little girl.

Her father laughed. "No, it is not a bird," he said.

"Oh, I know! It is a little dog!" cried Alice.

But her father only shook his head and said, "No, it is not a dog."

"Is it a kitten?" she asked.

"Yes, it is a kitten," he answered. "You guessed right at last."

"Is the kitten for me, Father?" asked Alice.

"Yes, it is for you," said her father. "Just listen a moment." He held the basket close to her.

Soon she heard a faint, "Mew, mew," and then a little black head pushed up the cover.

"Oh, isn't she black!" cried the little girl. "I wonder if she is hungry. May I feed her, Mother?" Alice's mother gave her some milk and Alice gave it to the little kitten.

The kitten lapped the milk with her little red tongue, until there was not a drop left in the saucer. Then she put her head between her paws and soon was fast asleep.

—JANE L. HOXIE in *Kindergarten Story Book*.

Second Step—Dramatization.**CHARACTERS**

Alice *Father* *Mother* *Kitten (a cloth one)*

SCENE

Alice is sitting in her chair beside her mother, playing with her doll. Her father comes in with a basket.

Alice: What is in the basket?

Father: Can you guess?

Alice: Is it a bird?

Father: No, it is not a bird.

Alice: It is a little dog!

Father: No, it is not a dog.

Alice: Is it a kitten?

Father: Yes, it is a kitten.

Alice: Is it for me?

Father: Yes, it is for you.

Alice: May I feed it, Mother?

Mother: Yes, come with me and we will get some milk.

(Alice gets some milk and feeds the kitten. Then the kitten goes to sleep.)

Lesson 1. (Primer, page 14.)

Third Step—Sentence, Phrase, and Word Development: Phonetics.

SENTENCES

Build sentences, using the words listed below.

PHRASES

Father said

See the basket*

Come, Alice

Can you guess*

Come to me*

WORDS

Sight

(Review)	Come	Alice	you
(New)	basket	What	guess

PHONETICS

Review all consonants taught.

Fourth Step—Reading Lesson. (Primer, page 14.)

Lesson 2. (Primer, page 15.)

Third Step—Sentence, Phrase, and Word Development: Phonetics.

WORDS

Sight

(Review)	What	basket	bird	No
	not	Yes	kitten	me

Game No. 17, page 177.

PHRASES

is in the basket	is a kitten
is not a bird	for me*
is a little dog*	for you*
is not a dog*	

PHONETICS (*k*)

From *kitten* develop *k*. Name other words beginning with *k*
(*kite, kit, Kate, kill, key, keep, kind*).

Fourth Step—Reading Lesson. (Primer, page 15.)

Lesson 3. (Primer, page 16.)

Third Step—Sentence, Phrase, and Word Development: **Phonetics.**

SENTENCES

Build sentences, using words listed below.

PHRASES

is black*	likes milk
likes her kitten*	The kitten said
gave it some milk*	went to sleep*

WORDS

Sight

(Review)	kitten	black	gave
	milk	went	sleep
(New)	her		

PHONETICS

Review the following phonograms:

at, an, oo, ow, ay, e.

Game No. 17, page 177.

Fourth Step—Reading Lesson. (Primer, page 16.)

SILENT READING EXERCISE

Seat work in silent reading may well be given here, based on Card 8, New Set VII-A.

SUGGESTIONS FOR SUPPLEMENTARY WORK (CATS)

- I. Supplementary Story. "Mrs. Tabby Gray," Maud Lindsay in *Mother Stories*, Milton Bradley Company.
- II. Conversation. Cats. (Children should be encouraged to talk or tell something of some particular cat.)

III. Poem. "I Love Little Pussy," Jane Taylor.

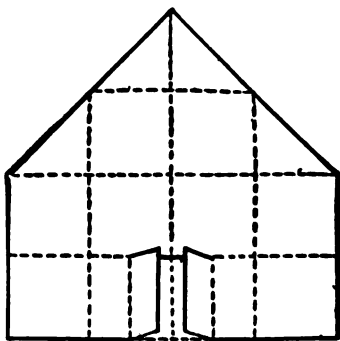

IV. Songs.

- (1) "My Kitty," Hailmann in *Songs, Games, and Rhymes*, Milton Bradley Company.
- (2) "Pussy Cat," *Lyric Music Primer*, Scott, Foresman and Company.
- (3) "A Little Surprise," *Lyric Music Primer*, Scott, Foresman and Company.

V. Song Games. Review "Mrs. Pussy's Dinner," Emilie Poulsson in *Finger Plays*, Milton Bradley Company.

VI. Projects.

(1) Barn. Fold a 4" square into 16 squares. Fold the upper right-hand corner to the middle. Same with upper left-hand



corner. Turn paper over. From the middle crease on lower edge, cut up one square. From the end of this cut, cut $\frac{1}{2}$ " right and left. Fold doors back.

(2) Basket—woven. Twelve heavy paper strips 22" long.

(3) Make a collection of animal pictures as they read about each kind of animal; mount these, and make into a booklet.

VII. Occupations. (a) Seat Work Letter Cards, New Set V. Use Game 55, page 183. (b) Silent Reading and Crayoning Cards, New Set VII-A, Card 8. To follow page 16 of the Primer.

WHAT WAS IN THE NEST?

First Step—The Oral Story.

I will tell you a story of two little girls named Nellie and Katie, who lived away out in the country. They lived with their mother and father in a little house among the trees, where they could hear the birds sing, and watch all the pretty wild flowers blossom through the spring and summer. In the autumn they would pick the fruit and watch for Jack Frost to open the chestnut burrs and let the nuts drop to the ground for the little boys and girls or the squirrels. But what I want to tell you about is something the girls saw one morning in June.

Two little birds had come from down South and built a nest in a cherry tree in front of the house. Now, the room where Nellie and Katie slept had a window that looked right out upon the branches of this cherry tree; and how the girls did enjoy watching the birds! The mother bird sat on the nest day after day. One morning she flew away for a few moments, and what do you suppose the little girls saw? They saw one, two, three, four pretty blue eggs in the nest.

The mother bird flew back to the nest and sat there day after day for two long weeks. One day she flew from the nest. She sat in the tree and sang and sang. The father bird sang, too. The little girls looked in the nest. Can you guess what they saw? They saw four funny little baby birds without any feathers!

The little birds grew and grew until by and by they were covered with feathers and they were so large that there was hardly room for them all in the nest. When it was time to teach them to fly, the mother bird said,

"Fly, fly!" The father bird, too, said, "Fly, fly!" The girls watched the four little birds learn to fly. They flew from the nest; soon they flew from tree to tree. One day all the birds flew far away and the little girls waved their hands and said, "Good-bye, good-bye!"

—*Boston Collection of Kindergarten Stories.*

Second Step—Dramatization.

See dramatization of "The Bird's Nest," page 227, for suggestions

Lesson 1. (Primer, page 17.)

Third Step—Sentence, Phrase, and Word Development: Phonetics.

SENTENCES

Build sentences, using the words listed below.

PHRASES

saw a nest
was a little nest*
two birds*

were pretty birds*
were in the tree*

WORDS

Sight

(Review) girls nest tree two them you
(New) pretty

Whom do you see in this picture, page 17? (Girls.)

What did they see? (Nest.)

What kind of nest was it? (A little nest.)

Where was it? (In a tree.)

What else did they see? (Birds.)

How many? (Two.)

What kind of birds were they? (Pretty birds.)

Write answers when given and then drill on the words.

Fourth Step—Reading Lesson. (Primer, page 17.)

Lesson 2. (Primer, page 18.)

Third Step—Sentence, Phrase, and Word Development. Phonetics.

SENTENCES

Build sentences, using the words listed below.

Game No. 14, page 177.

PHRASES

sat on the nest*

was in the nest*

four eggs

flew from the nest*

saw eggs in the nest*

were blue*

WORDS

Sight

(Review)

what

guess

eggs

three

(New)

on

from

blue

Fourth Step—Reading Lesson. (Primer, page 18.)

Lesson 3. (Primer, page 19.)

Third Step—Sentence, Phrase, and Word Development: Phonetics.

SENTENCES

Build sentences, using the words listed below.

PHRASES

Mother bird	sat there*	sang and sang*
Father bird	day after day*	looked in the nest*
on the nest	flew from the nest*	what they saw*

WORDS

Sight

(Review)	Mother	nest	flew	from
(New)	there	after	sang	looked

Game No. 14, page 177.

Fourth Step—Reading Lesson. (Primer, page 19.)

Lesson 4. (Primer, page 20.)

Third Step—Sentence, Phrase, and Word Development: **Phonetics.**

SENTENCES

Build sentences, using the words listed below.

PHRASES

Four little birds	flew from the nest*
were in the nest*	flew from tree to tree*
could fly*	flew away*

WORDS

Sight

(Review)	Four	fly	said	flew	tree	one	good-bye
(New)	Soon	could					

Game No. 19, page 178.

PHONETICS (*tr* and *ee*)

From *tree* develop *tr* (*track, trip, trap*).

From *see* develop *ee* and the following words:

tree wee bee

Review *ed* as in *rained, played, looked*.

Fourth Step—Reading Lesson. (Primer, page 20.)

SILENT READING EXERCISE

Seat work in silent reading may well be given here, based on Card 9, New Set VII-A.

SUGGESTIONS FOR SUPPLEMENTARY WORK

Occupations. (a) Seat Work Letter Cards, New Set V. Game 55, page 183.

(b) Silent Reading and Crayoning Cards, New Set VII-A, Card 9. To follow page 20 of the Primer.

See also "Suggestions for Supplementary Work" on pages 310, 311.

THE WHITE DOVE

First Step—The Oral Story.

Once a beautiful white dove was flying high in the air. She said to herself, "The greatest fun in all the world is to fly and fly and fly. I am sorry for those who have no wings and cannot fly. I wonder if they are ever happy. I will ask the cow and find out." So she flew to Farmer Brown's barn and said to the white cow, "Coo, coo! See my pretty wings! Don't you wish you had wings? You could fly and fly and fly."

"Moo, moo!" said the cow. "Oh, no! I give milk to boys and girls. Moo, moo! I don't want to fly!"

Away flew the dove to the sheep. It said, "Coo, coo! Don't you wish you had wings? You could fly and fly and fly."

"Baa, baa!" said the sheep. "I give wool to boys and girls to keep them warm. The warm coats they wear are made of my wool. Baa, baa! I don't want to fly!"

Away flew the dove to the horse. It said, "Coo, coo! Don't you wish you had wings? You could fly and fly and fly."

"No, no," said the horse, with a toss of his head. "I give rides to boys and girls. No, no! I don't want to fly."

Away flew the dove to the hen. It said, "Coo, coo! Don't you wish you could fly away? You can not fly away with your wings. Don't you wish you had wings like mine?"

"Cluck, cluck!" said the hen. "I give eggs to boys and girls. I don't want to fly away."

Then the dove called the cow and the sheep and the horse and the hen all together.

"Coo, coo!" she said. "Are you all happy?"

The cow said, "Moo, moo! Yes, yes!"

The sheep said, "Baa, baa! Yes, yes!"

The hen said, "Cluck, cluck! Yes, yes!"

The horse said, "Yes, yes!"

The dove said,

"Coo, coo, coo!
I am happy, too."

Away she flew to her nest.

—HARRIET WARREN.

Second Step—Dramatization.

Third Step*—Sentence, Phrase, and Word Development: Phonetics.

SENTENCES

Build sentences, using words listed below.

*From this point forward, the story is made the unit and the "lesson" is no longer indicated.

PHRASES

give milk	don't want to fly
give rides	keeps them warm
give eggs	could fly away
my pretty wings	am happy
boys and girls	

Game No. 12, page 176.

WORDS

Sight

(Review)	dove	cow	give	milk		
	boys	sheep	baa	hen	cluck	
(New)	wings	Don't	wish	had	want	wool
	warm	rides	all	happy	horse	am

Phonetic

(Review)	coo	moo	cow
(New)	keeps		

Game No. 21, page 178.

PHONETICS (*eep*, *sl*)

Review oo as in *moo*, *coo*, *too*.

From *sheep* develop *eep* and the following words:

keeps sleep deep weep

From *sleep* develop *sl* and the following words:

slay slam slat

Fourth Step—Reading Lesson. (Primer, pages 21-25.)

Page 24 may well be used for silent reading.

Teacher will ask the following questions:

“What did the dove say to the hen?”

“What answer did the hen make?”

Pupils will read page 24 and answer the questions.

SUGGESTIONS FOR SUPPLEMENTARY WORK

Occupation. Seat Work Sentence, Phrase, and Word Cards, New Set VI, Cards 8 and 9. The White Dove.

Lesson 1. To follow page 21 of the Primer. Follow directions given on page 236.

Lesson 2. To follow page 22.

Lesson 3. To follow page 23.

Lesson 4. To follow page 24.

Lesson 5. To follow page 25.

See also "Suggestions for Supplementary Work" on pages 310, 311.

THE JAY AND THE DOVE

First Step—The Oral Story. (Memorize Primer pages 26 and 27.)

Second Step—Dramatization.

Third Step—Sentence, Phrase, and Word Development: Phonetics.

SENTENCES

Build sentences, using the words listed below.

PHRASES

From the land
of play

Far away
of love

Look above

WORDS

Sight

(Review)	come	from	play	
	away	look	Dove	
(New)	of	that	Mrs.	above
	get	where	Mr.	far

Phonetic

(Review)	land	how	Jay
(New)	love		

PHONETICS (*ove, j*)

From *dove* develop *ove*, and the following words:

love shove

From *Jack and Jill* develop *j*. Name other words beginning with *j* (jug, jump, Jane, jay, jelly).

Fourth Step—Reading Lesson. (Primer, pages 26 and 27.)

SUGGESTIONS FOR SUPPLEMENTARY WORK (BIRDS)

- I. Supplementary Story. "The White Dove," Maud Lindsay in *More Mother Stories*, Milton Bradley Company.
- II. Conversation. Birds.
- III. Poem. "Three Little Birds," Laura E. Richards in *Five Minute Stories*, Dana Estes & Company.
- IV. Songs.
 - (1) "Awakening," Jessie L. Gaynor in *Songs of the Child World*, Part II, Church.
 - (2) "The King of Love," in *Lyric Music First Reader*, Scott, Foresman and Company.

THE KING OF LOVE

Charles Ellerton

Rosseter Cole

Allegretto.

1. Far high-er than the eye can reach, Beyond the sky a - bove,
2. And tho' His throne is far a-way, Beyond the stars and sun,



With-in a land of gold-en light There lives the King of Love.
He hears when children speak to Him, And answers ev-'ry one.

- (3) "The Pigeons," in *Lyric Music Primer*, Scott, Foresman and Company.

- (4) "The Egg," in *Lyric Music Primer*, Scott, Foresman and Company.


V. Song Games.

- (1) "Little Dove, You Are Welcome," Walker and Jenks in *Songs and Games for Little Ones*, Oliver Ditson Company.
- (2) "My Pigeon House," Walker and Jenks in *Songs and Games for Little Ones*, Oliver Ditson Company.

VI. Occupation.

- (a) Cut a tree with a nest in it.
- (b) Cut dove.
- (c) Cut dovecote.
- (d) Fold dovecote and mount on heavy paper pole or stick.
Make a dovecote of wood, and place on the sand table.

VII. Project.



BOBBIE AND THE APPLES

First Step—The Oral Story.

One day Bobbie's mother sat by the fire while Bobbie lay on the rug, looking at a picture-book.

"Ho, ho," yawned Mother. "I like apples. I wish I had some. I would show you how to roast them."

"I'll get some for you," Bobbie said; and he jumped up, put on his hat, and ran down the road to a big apple tree. He looked and looked, but could not see an apple.

"Oh," cried Bobbie, "where have all the apples gone?" And then he heard the tree say,

"I have no apples for you today.
I gave all my apples away."

So Bobbie turned away and started home across the field. Pretty soon he met a cat. "Oh, Pussy," he cried, "do you know where I can get some apples? I want some for mother."

Pussy looked up at him and said,

"Mew, mew, mew!
I have no apples for you.
I want milk for dinner."

So Bobbie went on, and at last he met a friendly doggie. The dog wagged his tail, and Bobbie said to him, "Oh, Doggie, do you know where I can find some apples? I want some for mother."

The dog kept on wagging his tail, and barked,

"Bow-wow, bow-wow!
Go to the cow.
The cow will tell you."

"Thank you, Dog," said Bobbie.

So the little boy went on until he came to a kind old cow, that stood looking over the fence.

"Oh, Cow," said Bobbie, "do you know where I can find some apples? I want some for mother."

But the cow said,

"Moo, moo, moo!
I like apples, too.
Go to the farmer.
He has some apples."

So Bobbie said, "Thank you," and ran up the hill to the farmer's house as fast as he could go.

When the farmer saw Bobbie, he said, "Good morning, little boy. What can I do for you today?"

Bobbie said, "I want some apples for mother. Have you some?"

The farmer laughed. "Come with me," he said, "and I will give you some apples."

So Bobbie and the farmer went into the house and down into the cellar, and there Bobbie saw a bag full of big red apples!

"Oh, what a lot!" said Bobbie. "Why did you pick them all?"

"I did not want Jack Frost to find them," said the farmer.

"Does he like apples?" asked Bobbie.

"He just likes to pinch them," said the farmer, "but we like to eat them; so we gather them in for the winter."

"May I have three of them?" asked Bobbie. "I want them for my mother."

"Yes, little boy," said the farmer. "You may have four apples. One apple is for you."

"Thank you, Mr. Farmer, for these nice big red apples," said Bobbie; "I will give three to mother." And then he ran home to give the apples to his mother.

"See, Mother," he said, "see what I have!"

"Where did you find them?" asked Mother.

"Oh," said Bobbie, "I went to the apple tree, but it didn't have any. Then I asked the cat where the big red apples were, and she didn't know; and then I asked the dog, but he didn't know; and then I asked the cow, and she told me to go to the farmer. Then I ran to the farmer, and he gave them to me. Three are for you and one is for me."

"You are a good boy!" said Mother, when Bobbie stopped-out of breath.

—KATE WHITING PATCH in *For the Children's Hour*—Adapted.

Second Step—Dramatization.**CHARACTERS**

<i>Bobbie</i>	<i>Tree</i>	<i>Dog</i>	<i>Mother</i>
<i>Oat</i>	<i>Cow</i>	<i>Farmer</i>	

SCENE

Mother sits by the fire. (Fireplace drawn on board.) Bobbie lies on the rug, with a book in hand. The tree, the cat, the dog, the cow, and the farmer are at certain distances around the room.

Mother: Ho, ho! I wish I had some apples. I could show you how to roast them, Bobbie.

Bobbie: I'll get you some.

(He runs to the tree and looks for apples.)

Bobbie: Oh, where have all the apples gone?

Tree: I have no apples for you today.

I gave all my apples away.

(Bobbie meets a cat.)

Bobbie: Oh, Pussy, do you know where I can get some apples? I want some for mother.

Cat: Mew, mew, mew!

I have no apples for you.

I want milk for dinner.

(Bobbie meets a dog.)

Bobbie: Oh, Doggie, do you know where I can find some apples? I want some for mother.

Dog: Bow-wow, bow-wow!

Go to the cow.

The cow will tell you.

(Bobbie comes to a cow looking over a fence.)

Bobbie: Oh, Cow, do you know where I can find some apples? I want some for mother.

Cow: Moo, moo, moo!

I like apples, too.

Go to the farmer.

He has some apples.

Bobbie: Thank you!

(Bobbie comes to the farmer.)

Farmer: Good morning, little boy. What can I do for you today?

Bobbie: Please, I want some apples for mother. Have you some?

Farmer: Come with me and I will give you some.

(They go into the house.)

Bobbie: Oh, what a lot! Why did you pick them all?

Farmer: I did not want Jack Frost to find them.

Bobbie: Does he like apples?

Farmer: He just likes to pinch them, but we like to eat them; so we gather them in for winter.

Bobbie: May I have three of them? I want them for my mother.

Farmer: Yes, little boy. You may have four apples. One apple is for you.

Bobbie: Thank you, Mr. Farmer, for these nice big red apples. I will give three to mother.

(Bobbie runs home.)

Bobbie: See, Mother, see what I have!

Mother: Where did you find them?

Bobbie: I went to the apple tree, but it didn't have any. Then I asked the cat where the big red apples were, but she didn't know. I asked the dog and he didn't know. I asked the cow, and she told me to go to the farmer. Then I ran to the farmer and he gave them to me. Three are for you. One is for me.

Mother: You are a good boy.

Third Step—Sentence, Phrase, and Word Development: Phonetics.

SENTENCES

Build sentences, using the words listed below.

PHRASES

His mother
get some
looked and looked
could not see
give me some
a bag full

Thank you
Away he ran
What pretty apples
bring them
Where did you
a good boy

Game No. 15, page 177.

WORDS

Sight

(Review)	get	some	Yes	went	looked
	Will	want	milk	three	
	what	where	gave		
(New)	Bobbie	apples	any	who	tell
	morning	farmer	have	with	bag
	full	thank	did	bring	

Phonetic

(Review)	go	may	he
(New)	his		

Game No. 30, page 180.

PHONETICS

From *h* and the known word *is* develop *his*.

Review the following:

at, an, and, ÷, ēē, eep, ÷, ÷.

Game No. 28, page 179.

Fourth Step—Reading Lesson. (Primer, pages 28-35.)

Page 33 may well be used for silent reading.

Teacher will ask the following questions:

To whom did Bobbie go next?

What did he say?

What did the farmer say?

Pupils will read page 33 to find the answers.

SILENT READING EXERCISE

Seat work in silent reading may well be given here, based on Card 10, New Set VII-A.

SUGGESTIONS FOR SUPPLEMENTARY WORK (THE APPLE)

- I. Supplementary Story. "The Sleeping Apple" in *In the Child's World*, Milton Bradley Company.
- II. Conversation. Apples.

- III. Poem. "Apple-Seed John," by Lydia M. Child in *In the Child's World*, Milton Bradley Company.
- IV. Music. Hum a song and have children show picking of fruit, putting into barrels or baskets, etc.
- V. Story Game. "The Apple Party," by Madge Bigham in *Stories of Mother Goose Village*, Rand, McNally and Company.
- VI. Projects. (1) Cut apples and color with colored crayon. Draw trees with colored crayon, cut apples, color and paste on trees.
(2) Make animals of clay for the sand table.
- VII. Occupation. Silent Reading and Crayoning Cards, New Set VII-A, Card 10. To follow page 35 of the Primer.
-

ALICE AND HER MOTHER

First Step—The Oral Story.

Alice was a little girl who wanted to play all day.

Her mother thought she would grow to be an idle girl if she played so much.

"You are old enough to help me, little daughter," she said one day. "Even though you are a tiny girl, you can sing little sister to sleep."

But the little girl said, "Oh, Mother, I want to play. I don't want to sing to sister. Please let me go to the meadow. The sheep plays there all day. I want to play all day, too."

So her mother said she might play all day in the meadow.

Alice ran out of the house, across the garden, and down to the meadow, as fast as her feet could carry her. She saw a sheep there and she said

to him, "Good morning, Sheep. Will you play with me? We can play all day."

"Baa, baa!" said the sheep. "I can not play all day. I must get my dinner and make wool for master. I can not play all day."

Just then Alice saw a dog, and she ran to him. "Good morning, Dog," she said. "Will you play with me? We can play all day."

"Bow-wow!" said the dog. "I can not play all day. I must look after the sheep; I can not leave them alone."

Alice saw a cow in the meadow. She ran to the cow and said, "Good morning, Cow. Will you play with me? We can play all day."

"Moo, moo!" said the cow. "I can not play all day. I must find my dinner. I want to find some corn. I give milk for your dinner. I can not play all day."

The little girl walked along very slowly, for she was thinking. Soon she saw a horse and ran to it.

"Good morning, Horse," said Alice. "Will you play with me? We can play all day."

"Oh, no!" said the horse. "I can not play all day. I give rides to boys and girls. I take milk to your mother. I can not play all day."

The little girl said, "I will go home. No one will play with me."

On her way home Alice saw a little bird, and she said, "Good morning, Bird. Will you play with me? We can play all day."

The little bird said, "No, thank you. I must make my nest. I can not play all day."

So Alice walked along to her home, thinking about all the animals who were too busy to play with her. She saw Spot, her cat, in the house, and she said, "Good morning, Spot. Will you play with me? We can play all day."

"No, thank you," said Spot. "I must find a mouse. My kittens must have their dinner. I can not play all day. You must play alone."

Then Alice went to her mother and said, "Mother, I came home. I could not find any playmate. No one could play all day. I do not want to play all day, either. I will sing sister to sleep."

Alice sang and sang, and soon little sister was fast asleep.

Second Step—Dramatization.**CHARACTERS**

Mother Baby Dog Horse Cat Alice Sheep Cow Bird

SCENE

A little girl at home with her mother.

Mother: You are old enough to help me, little daughter. Even though you are a little girl, you can sing little sister to sleep.

Alice: Oh, Mother, I want to play. I don't want to sing to sister. Please let me go to the meadow. The sheep plays there all day. I want to play all day, too.

Mother: You may play all day. You may go to the meadow.

(Alice runs to the meadow. She sees a sheep.)

Alice: Good morning, Sheep. Will you play with me? We can play all day.

Sheep: Baa, baa! I can not play all day. I must get my dinner. I make wool for the master. I can not play all day.

(Alice sees a dog.)

Alice: Good morning, Dog. Will you play with me? We can play all day.

Dog: Bow-wow! I can not play all day. I must look after the sheep. I can not leave them alone. I can not play all day.

(Alice runs to the cow.)

Alice: Good morning, Cow. Will you play with me? We can play all day.

Cow: Moo, moo! I can not play all day. I must find my dinner. I want to find some corn. I give milk for your dinner. I can not play all day.

(Alice runs to the horse.)

Alice: Good morning, Horse. Will you play with me? We can play all day.

Horse: Oh, no! I can not play all day. I give rides to boys and girls. I take milk to your mother. I can not play all day.

Alice: I will go home. No one will play with me.

(On the way home she sees a bird.)

Alice: Good morning, Bird. Will you play with me? We can play all day.

Bird: No, thank you. I must make my nest. I can not play all day.

(Alice goes home. She sees Spot, her cat.)

Alice: Good morning, Spot. Will you play with me? We can play all day.

Spot: No, thank you. I must find a mouse. My kittens must have their dinner. I can not play all day. You must play alone.

(Alice goes to her mother.)

Alice: Mother, I came home. I could not find a playmate. No one could play all day. I do not want to play all day, either. I will sing sister to sleep.

(Alice sings sister to sleep.)

Third Step—Sentence, Phrase, and Word Development: Phonetics.

SENTENCES

Build sentences, using the words listed below.

PHRASES

want to play	leave them alone	must make
don't want to sing	must find	do not want
must get	find some corn	could not find
make wool	take milk	fast asleep
after the sheep	will go home	

Game No. 31, page 180.

WORDS

Sight

(Review)	Alice	want	don't	there	all
	baa	wool	after	them	
	rides	mouse	sang		
(New)	sister	meadow	must	master	leave
	alone	oh	your	their	home
	playmate	make	fast	asleep	

Phonetic

(Review)	sleep	ran	
(New)	sing	corn	take

Game No. 32, page 180.

PHONETICS (*ing, ake, orn*)

From *wings* develop *ing* and the following words:

sing ting ring sling king

From *make* develop *ake* and the following words:

bake take rake sake wake lake shake

From *morning* develop *orn* and the following words:

corn born horn

Fourth Step—Reading Lesson. (Primer, pages 36-43.)

Pages 37, 38, 39, and 40 should be used for silent reading. Suggested questions for page 37:

Where did Alice go?

What did she say to the sheep?

What did the sheep say to Alice?

Pupils will read page 37, and answer questions.

Similar questions may be asked for pages 38, 39, and 40.

SILENT READING EXERCISE

Seat work in silent reading may well be given here, based on Card 11, New Set VII-A.

SUGGESTIONS FOR SUPPLEMENTARY WORK

Occupation. Silent Reading and Crayoning Cards, New Set VII-A, Card 11.

To follow page 43 of the Primer.

See also "Suggestions for Supplementary Work" on pages 324, 325.

 LITTLE BOY BLUE

First Step—The Oral Story. (Memorize Primer, page 44.)

Second Step—Dramatization.

Third Step—Sentence, Phrase, and Word Development: Phonetics.

SENTENCES

Build sentences, using the words listed below.

PHRASES

blow your horn	after the sheep	Wake up
in the meadow	under the haycock	Take the sheep
in the corn	Fast asleep	

WORDS

Sight

(Review)	blue	come	your	meadow	where
	who	fast	asleep	barn	
(New)	blow	under	haycock	up	

Phonetic

(Review)	horn	sheep	corn	wake
----------	------	-------	------	------

PHONETICS

Review the following: *eep, orn, ake.*

Fourth Step—Reading Lesson. (Primer, pages 44-46.)

SUGGESTIONS FOR SUPPLEMENTARY WORK

Occupation. Seat Work Sentence, Phrase, and Word Cards, New Set VI, Card 10. Little Boy Blue.

Lesson 1. To follow page 44 of the Primer. See directions on page 236.

Lesson 2. To follow page 45.

Lesson 3. To follow page 46

Game 56, page 133.

See also "Suggestions for Supplementary Work" on pages 324, 325.

LITTLE BO-PEEP

First Step—The Oral Story. (Memorize Primer, page 47.)

Second Step—Dramatization. (Use dialogue on pages 48, 49.)

Third Step—Sentence, Phrase, and Word Development: Phonetics.

SENTENCES

Build sentences, using the words listed below.

PHRASES

lost her sheep Leave them alone will come home Behind them
for them Did you look not there with you

WORDS

Sight

(Review)	not	tell	leave	alone
	will	home	their	morning
	have	did	with	thank
(New)	lost	tails	hear	

Phonetic

(Review)	go		
(New)	Bo-peep	behind	

PHONETICS (*p, ind*)

From *sheep* and *eep* develop *p* and *peep*.

From *go* develop *Bo*.

From *Bo* and *peep* develop *Bo-peep*.

From *find* develop *ind* and the following words:

behind mind wind kind grind bind

Fourth Step—Reading Lesson. (Primer, pages 47-49.)

SILENT READING EXERCISE

Seat work in silent reading may well be given here, based on Card 12, New Set VII-A.

BAA, BAA, BLACK SHEEP

First Step—The Oral Story. (Memorize Primer, page 50.)

Second Step—Dramatization. (Use the dialogue on pages 51 and 52.)

Third Step—Sentence, Phrase, and Word Development: Phonetics.

SENTENCES

Build sentences, using the words listed below.

PHRASES

any wool	Three bags full	for my dame
Yes, sir	for my master	in the lane

Game No. 31, page 180.

WORDS

Sight

(Review)	any	bags	full	master	guess
(New)	sir	dame	lives	coat	

Phonetic

(Review)	take	make
(New)	lane	

PHONETICS (final *e*, *ane*)

Review: *an*.

Show how the final *e* makes *ā*. Example: can, cane
 man, mane
 pan, pane

Fourth Step—Reading Lesson. (Primer, pages 50-52.)

SUGGESTIONS FOR SUPPLEMENTARY WORK (SHEEP)

- I. Supplementary Story. "How a Little Boy Got a New Shirt,"
 in *In the Child's World*, Milton Bradley Company.
- II. Conversation. Sheep.

III. Poem. "Lambkins at Play," Christina G. Rossetti.

IV. Songs.

- (1) "Baa, Baa, Black Sheep," Jessie L. Gaynor in *Lilts and Lyrics*, Clayton F. Summy Company.
- (2) "Little Bo-Peep," in *Lyric Music Primer*, Scott, Foresman and Company.

V. Song Game. "Baa, Baa, Black Sheep," Hailmann in *Songs, Games, and Rhymes*, Milton Bradley Company.

VI. Projects.

- (1) Cut Little Boy Blue's coat and color it blue.
- (2) Sand table. Represent barn, meadow, fence, and sheep.
- (3) Cut sheep, and cover with black or white wadding.
- (4) Weave a mat of yarn or wool carpet rags. These may be used for rugs in the playhouse.

VII. Occupations. (a) Seat Work Letter Cards. Game 55, page 183.

- (b) Silent Reading and Crayoning Cards, New Set VII-A, Card 12. To follow page 49 of the Primer.

THE PIG'S DINNER

First Step—The Oral Story.

Once upon a time a little pig with a curly tail went out to take a morning walk. He thought he would go to the Mud Puddle, but before he got there he came to a garden that was full of pretty flowers. The garden gate was standing wide open. "Woof, woof!" said Little Pig when he saw the open gate. "Isn't this fine? I want to go into that garden. Flowers make a good dinner. Ever since I can remember, I

“havr wanted to get into that garden.” And in he went as fast as his four short legs could carry him.

When Little Pig went into the garden, he found that it was full of all kinds of flowers. There were pansies, and daisies, and violets, and honey-suckles, and all the other bright flowers that you can name. Every flower had a place of its own, too. The tulips were on both sides of the garden walk, and the hollyhocks stood up in a straight row against the garden fence. The pansies had a bed all to themselves, and the sweet peas were just beginning to climb up on the frame that the farmer had made for them.

“Woof, woof, nice place!” said Little Pig, and he put his nose down into the pansy bed and began to root up the pansies, for he thought that he would like to eat those pansies for his dinner. While he was enjoying himself there, Red Hen came down the road with her family of little chickens. Red Hen was looking for a nice rich spot where she might scratch for their dinner. When she saw the open gate she was so pleased! “Cluck, cluck, come with me into the garden,” she said to her chicks. “Peep, peep, peep! Can we find worms there, Mother?” asked the little chickens. “Oh, yes, children. And how pretty the flowers are! There is nothing I like better than to scratch in a flower garden,” said Red Hen, as she hurried in through the open gate. The chickens went with her, and soon they were all very busy scratching among the violets. How happy they all were!

Soon White Cow came down the road. She was on her way to the Pond, but when she saw the open gate she decided to go into the garden at once. “Moo, moo!” she said. “How pretty the flowers are! They will make a good dinner.”

Red Hen said, “Cluck, cluck, come in, White Cow!” Little Pig said, “Woof, woof, come in!” So White Cow swished her tail over her back and went into the garden. Then she began to nip the daisies from their stems.

“How many of us are here?” asked White Cow. But before any of them could count, the farmer came home. When he looked into the garden he saw White Cow, Red Hen, and Little Pig. “Oh, my pretty pansies and violets and daisies!” he cried. “Stop eating my flowers! Get out of my garden!”

“What is that man talking about?” asked the little chickens. “I suppose he wants us to go out of his garden,” said Red Hen, and she ruffled her feathers as the farmer came running toward them. The hen cackled, the pig squealed, the cow moored, and the farmer scolded. Away

ran Red Hen and her chickies, and Little Pig, and White Cow—through the gate and down the road. “Good-bye, Mr. Farmer,” the hen called back. “We had a good dinner!” said the pig. “We will come back soon!” said the cow. But when they went back the next day the garden gate was shut so tight that not even the smallest chicken could get inside.

—MAUD LINDSAY in *More Mother Stories*.

Second Step—Dramatization.

Third Step—Sentence, Phrase, and Word Development: Phonetics.

SENTENCES

Build sentences, using the words listed below.

PHRASES

down the road	a good dinner	How pretty
some dinner	Her little chickens	How happy
full of pretty flowers	By and by	Stop eating

WORDS

Sight

(Review)	garden	farmer			
(New)	pig	flowers	red	chickens	stop
	eat	out	down	road	back

Phonetic

(Review)	wee	
(New)	came	by

Game No. 23, page 178.

PHONETICS (Final *e* in *ame*, *fl*, \bar{y})

From *dame* develop *ame* and the following words:

came same game lame name tame shame

Show that final *e* gives a different sound of *a*, as in these:

an	ane	am	ame	at	ate
can	cane	dam	dame	mat	mate

From *fly* develop *fl* and the following words:

flat flag flee flake

From *my* develop *y* and the following words:

by fly try sly shy

SUGGESTIONS FOR SUPPLEMENTARY WORK

Occupation. Seat Work Sentence, Phrase, and Word Cards, New Set VI, Cards 11 and 12. The Pig's Dinner.

Lesson 1. To follow page 53 of the Primer. See directions on page 236.

Lesson 2. To follow page 54.

Lesson 3. To follow page 55.

Lesson 4. To follow page 56.

Game 56, page 183.

See also "Suggestions for Supplementary Work" on pages 334, 335.

Fourth Step—Reading Lesson. (Primer, pages 53-56.)

Page 55 may well be used for silent reading.

See pages 308, 316 for suggestions.

SILENT READING EXERCISE

Seat work in silent reading may well be given here, based on Card 13, New Set VII-A.

PIGGY WIG'S HOUSE

First Step—The Oral Story.

One morning bright and early, Piggy Wig started out to build a home. What he wanted more than anything else was a house of his very own. So he traveled a long, long way, over the fields, and down the lanes, and past the orchards, until all at once, he came upon Jack Rabbit.

"Good morning, Piggy Wig!" said Jack Rabbit. "Where are you going?"

"I am going to the woods. I want to build a house," said Piggy Wig.

"May I go with you?" asked Jack Rabbit.

"You may go with me if you can help me build my house," said Piggy Wig. "What can you do?"

Jack Rabbit scratched his head with his left hind foot for a minute and then said, "I can cut down trees with my sharp teeth. You will need trees when you build the house, but you can not cut them down."

"Good!" said Piggy Wig. "Come with me. I want you."

So the two went on a long, long way farther, until all at once they came upon Gray Goose.

"Good morning, Piggy Wig!" said Gray Goose. "Where are you going?"

"I am going to the woods. I want to build a house," said Piggy Wig.

"May I go with you?" asked Gray Goose.

"You may go with me if you can help me build my house," said Piggy Wig. "What can you do?"

Gray Goose tucked one leg under her wing for a minute, and then she said, "Your house will have cracks in it. I can gather moss and stuff it into the cracks with my long bill. I can fill all the cracks."

"Good!" said Piggy Wig. "Come with me. I want you."

So the three went on a long, long way, and all at once they came upon Red Cock.

"Good morning, Piggy Wig!" said Red Cock. "Where are you going?"

"I am going to the woods. I want to build a house," said Piggy Wig.

"May I go with you?" asked Red Cock.

"You may go with me if you can help me build my house," said Piggy Wig. "What can you do?"

Red Cock shut his eyes and thought for a minute and then said: "You will need to get up early to build your house. I can wake you up. I say 'Cock-a-doodle-doo!' every morning."

"Good!" said Piggy Wig. "Come with me. I want you."

So the four went on down the road until they came to the woods. Then Jack Rabbit cut down some little trees with his sharp teeth; Piggy Wig took the trees in his fore feet and built the house; Gray Goose filled all the cracks with moss; Red Cock said, "Cock-a-doodle-doo!" early every morning, to tell them that it was time to get up. And they all lived happily together in their little house.

—FOLK TALE.

Second Step—Dramatization. (Use the dialogue on pages 57, 58, 59.)

Third Step—Sentence, Phrase, and Word Development: Phonetics.

SENTENCES

Build sentences, using the words listed below.

PHRASES

make a house	fill all the cracks
cut down trees	wake you up
Come with me	made the house

WORDS

Sight

(Review)	house	where	trees	down	red
(New)	Piggy Wig	cut	goose	fill	
	Cock-a-doodle-doo	made	cracks		

Phonetic

(Review)	say	may
(New)	woods	Jack

Game No. 32, page 180.

PHONETICS (*ood, ack, cr,*)

From *good* develop *ood* and the following words:

hood woods

From *crack* develop *cr* and the following words:

creep cram cry crane

From *back* develop *ack* and the following words:

crack Jack pack rack sack tack track

Game No. 9, page 176.

Fourth Step—Reading Lesson. (Primer, pages 57-60.)

SUGGESTIONS FOR SUPPLEMENTARY WORK

See pages 334, 335.

SILENT READING EXERCISE

Seat work in silent reading may well be given here, based on Card 14, New Set VII-A.

THE LITTLE PIG

First Step—The Oral Story.

Once there was a funny, funny, little pig, who lived with his mother in a pen. One day he saw his four little feet and he said, "Wee, wee, Mother! See my four little feet! What can I do with them?"

"Woof, woof, you funny little pig! You can run with them," said his mother.

So the little pig ran round and round the pen until he was tired. Then he went to sleep.

One day the little pig found his two little eyes and he said, "Wee, wee, Mother! See my two little eyes! What can I do with them?"

"Woof, woof, you funny little pig! You can see with them," said his mother.

Then he climbed up on the trough and looked and looked all around. He saw his mother; he saw the cow; he saw the sheep.

One day the little pig found his two little ears and he said, "Wee, wee, Mother! See my two little ears! What can I do with them?"

"Woof, woof, you funny little pig! You can hear with them," she said.

Then the little pig listened and listened, and this is what he heard:

He heard the dog say, "Bow-wow!"

He heard the cat say, "Mew, mew!"

He heard the cow say, "Moo, moo!"

He heard the sheep say, "Baa, baa!"

One day the little pig found his one little nose and he said, "Wee, wee, Mother! See my one little nose! What can I do with it?"

"Woof, woof, you funny little pig! You can smell with it," she said. "Can you smell your dinner?"

The little pig was hungry and wanted his dinner, but he could not smell it. "Wee, wee, wee!" he cried.

Soon he found his one little mouth and he said, "Wee, wee, Mother! See my one little mouth! What can I do with it?"

"Woof, woof, you funny little pig! You can eat with it," she said. "You can eat your dinner."

The little pig wanted his dinner, so he hunted and hunted, but he could not find it. "Wee, wee, wee," he cried again.

Soon a little girl in a blue dress came to the pen. She had something in

a pail for Piggy. She said, "Come, Piggy! Come, Piggy, come! I have something for you. It is something good to eat."

What did the little pig hear with his two little ears?

What did the little pig see with his two little eyes?

What did the little pig do with his four little feet?

What did the little pig smell with his one little nose?

Guess what the little pig did with his one little mouth.

—FOLK TALE.

Second Step—Dramatization.

CHARACTERS

Mother Pig Sheep Dog Girl Little Pig Cow Cat

SCENE

Mother Pig and Little Pig in a pen. The pen may be made of chairs, or by having children join hands, forming a rectangle.

Little Pig: Wee, wee, Mother! See my four little feet! What can I do with them?

Mother Pig: You can run with them.

(He runs around the pen.)

Little Pig: Wee, wee, Mother! See my two little eyes! What can I do with them?

Mother Pig: You can see with them.

Little Pig: I can see you!

(Jumps upon the trough.)

I can see the cow! I can see the sheep!

(He runs to his mother.)

Little Pig: Wee, wee, Mother! See my two little ears! What can I do with them?

Mother Pig: You can hear with them.

(He listens.)

Dog: Bow-wow!

Cat: Mew, mew!

Cow: Moo, moo!

Sheep: Baa, baa!

Little Pig: Wee, wee, Mother! See my one little nose! What can I do with it?

Mother Pig: You can smell with it. Can you smell your dinner?
(*He tries to smell his dinner but there is no dinner for him.*)

Little Pig: Wee, wee, Mother! See my one little mouth! What can I do with it?

Mother Pig: You can eat with it. You can eat your dinner.
(*He looks for it, but cannot find any dinner.*)

Little Pig: Wee, wee, wee!
(*A little girl comes to the pen, carrying a pail.*)

Girl: Come, Piggy! Come, Piggy, come! I have something for you. It is something good to eat.

(*He runs to the trough.*)

Third Step—Sentence, Phrase, and Word Development: Phonetics.

SENTENCES

Build sentences, using the words listed below.

PHRASES

Once there was	round and round	one little nose
with his mother	two little eyes	could not smell
four little feet	looked and looked	could not find
ran and ran	two little ears	

WORDS

Sight

(Review)	there	could	lived	soon	guess
	wanted	them	dinner	what	four
(New)	once	nose	mouth	feet	something
	round	eyes	heard		smell

Phonetic

(Review) find

(New) pen found ears

Game No. 27, page 179.

PHONETICS (*ound, ear, th* (hard), *en*)

From *round* develop *ound* and the following words:

found bound sound hound pound ground

From *hear* develop *ear* and the following words:

ear dear near tear fear hear

From *that* develop *th* (hard) and *than*.

From *hen* develop *en* and the following words:

pen then ten den men

Fourth Step—Reading Lesson. (Primer, pages 61-67.)

SILENT READING EXERCISE

Seat work in silent reading may well be given here, based on Card 15, New Set VII-A.

SUGGESTIONS FOR SUPPLEMENTARY WORK (PIGS)

- I. Supplementary Story. "Story of the Three Little Pigs," Folk Tale in *For the Children's Hour*, Milton Bradley Company.
- II. Conversation. Pigs.
- III. Poem. "This Little Pig Went to Market."
- IV. Song. "Piggy Wig and Piggie Wee," Jessie L. Gaynor in *Songs of the Child World*, Book II, Part II, Church.
- V. Song Game. "Five Little Pigs," Hailmann in *Songs, Games, and Rhymes*, Milton Bradley Company.
- VI. Projects.
 - (1) Poster. Draw garden. Cut pig, cow, hen, and chickens and paste in garden. Cut fence and paste in the front of the picture.

(2) Draw woods, showing Piggy Wig, Gray Goose, Jack Rabbit, and Red Cock building the house.

(3) Cut fence and pigs. Mount.

(4) Sand Table. Make a garden with a fence around it. Make a pig pen and a chicken coop.

VII. Occupation. Lesson 1. Silent Reading and Crayoning Cards, New Set VII-A, Card 13. To follow page 56 of the Primer.

Lesson 2. Card 14. To follow page 60.

Lesson 3. Card 15. To follow page 67.

LITTLE RABBIT

First Step—The Oral Story.

One bright day in spring, Little Rabbit went out to find some dinner. He hopped along and hopped along, until at last he came to a hillside all covered with pretty pink and white clovers. Now if there was anything in the wide, wide world that Little Rabbit liked to eat it was little pink and white clovers. So he began to run from flower to flower, eating the sweet, juicy buds as fast as he could. Just then a little girl came along and saw him. "Stop, stop, Little Rabbit!" she called out. "Where are you going? Do not run away from me." Little Rabbit jumped behind some tall flowers and hid himself, for he had never seen a girl before and he was frightened. The girl looked all around and called out, "I can not see you, now, Little Rabbit! Where are you?" By and by Little Rabbit peeped out to watch her. He said to himself, "I wonder if that two-legged animal has come here to eat the nice juicy clovers." And he peeped out and peeped out at the little girl to see if she would get down on the ground to nibble at the flowers, just as he had been doing. At last he peeped out so far that the little girl saw where he was hiding. "Oh, now I see you, Little Rabbit!" she cried. "You are behind the flowers. You are in the pretty clovers." Then for a long time, the little girl stood looking at

Little Rabbit, to see what he would do; and Little Rabbit sat looking at the little girl to see what she would do.

Little Rabbit kept saying to himself, "What a funny animal that is! It has only two legs to stand on! I don't believe it knows how to eat clovers. I will show it how to nibble the sweet, juicy buds; there are plenty here for us both." But as soon as Little Rabbit began to eat the clovers the little girl cried out, "Stop, stop, Little Rabbit! Do not eat the clovers. They are so pretty! Some are pink like your eyes and some are white like your ears. The clovers are so little now. They are just little clover children. Soon they will be big and then you may eat them!" But Little Rabbit kept on eating the clovers as fast as he could. He was such a little rabbit that he didn't know what the girl was saying to him. Just then the little girl remembered that it was her dinner time, so she walked slowly away, waving her handkerchief and calling back, "Good-bye, Little Rabbit, good-bye!" But Little Rabbit was so busy eating the little clover children that were pink like his eyes and white like his ears that he did not even hear what the little girl said.

—L. E. OETH.

Second Step—Dramatization.

Third Step—Sentence, Phrase, and Word Development: Phonetics.

SENTENCES

Build sentences, using the words listed below,

PHRASES

Do not run away	in the pretty clovers	white like your ears
behind the flowers	so pretty	will be big

WORDS

Sight

(Review)	stop	where	do	white	good-bye
(New)	clovers				

Phonetic

(Review)	so	behind	now	be	then
(New)	big				

Game No. 33, page 180.

PHONETICS (*ig*)

From *pig* develop *ig* and the following words:

big dig rig wig

Review:

ō and *so*

ē and *be*

ōw and *now*

th, en, and then

Game No. 24, page 178.

Fourth Step—Reading Lesson. (Primer, pages 68-69.)

JACK RABBIT'S VISIT

First Step—The Oral Story.

In a hole in a big oak tree Father Squirrel had made his home. He was such a pretty fellow, with his bright eyes and his long, bushy tail. He was very careful about little things and always saved up a store of nuts for the winter. He brought up his family in the same way. Mother Squirrel and three little squirrels lived with him, and they were all of them just as careful and saving as could be. There was never so much as an acorn wasted in Father Squirrel's house, and one of the very first things he and Mother Squirrel taught their children was to lay up a store of food so that they would have plenty to eat in the winter. They were nice little things, these children; they had big eyes and big tails. They played in the trees, and on the ground, too, and they had no end of fun.

On this cold autumn day about which I am telling you, Father Squirrel and Mother Squirrel and the three little ones were all at home eating nuts in the old oak tree. All at once there came a tiny tap on the bark of the tree, outside the door. It was a very weak little tap, so low that Mother Squirrel was not sure that anyone had knocked. She listened and soon she heard another tap—this time a little louder. Father Squirrel heard the

knock, too, so he went to the door to see who was outside. He could hardly believe his eyes when he saw Jack Rabbit standing there! He had never seen a rabbit in a tree before in all his life. "Hello, Jack Rabbit!" said Father Squirrel. "How did you ever climb up this tree?" "I didn't climb up the tree," answered the rabbit. "This branch I am standing on reaches all the way from the ground to your front door, so I just walked along on it until I came to your house. May I come in?" "Yes, come in," said Father Squirrel. Jack Rabbit came hopping into the house. "Sit down," said Mother Squirrel. So Jack Rabbit sat down upon the floor. Then one of the little squirrels rolled some hickory nuts up to him and said, "Eat some nuts!" "No, thank you, Little Squirrel," said Jack Rabbit. "I do not like nuts."

When Jack Rabbit was warmed and rested, Mother Squirrel sent her little ones to bed. Then she and Father Squirrel had a long talk with their visitor. "Rabbit, where do you live?" asked Mother Squirrel. "I live in the ground; I have a warm hole there," answered Jack Rabbit. "What do you eat?" asked Father Squirrel. Jack Rabbit said, "Oh, I eat leaves. What do you eat, Squirrel?" Father Squirrel said, "We eat nuts and acorns. In the fall we store them away for winter. All my family help me. So we have plenty of nuts and acorns for the winter, and enough for a friend, too, if you will just learn to eat them. Will you come to live with us?" "No," answered Jack Rabbit. "I cannot live in a tree and I could never learn to eat nuts. I must go, now. Good-bye!" So away went Jack Rabbit to his nice warm hole in the ground.

—MARY DENDY.

Second Step—Dramatization. (Use conversational parts on pages 71 and 72.)

Third Step—Sentence, Phrase, and Word Development: Phonetics.

SENTENCES

Build sentences, using words listed below.

PHRASES

lived in a tree
pretty little squirrels
big eyes and big tails

on the ground
at home
eating nuts

came along
a warm hole
must go

WORDS

Sight

(Review)	home	them	tails	played	eat	
	thank	warm	what	leaves	must	
(New)	Squirrel	hole	nuts	along	floor	us

Phonetic

(Review)	at	ground	came
(New)	sit		

PHONETICS (*it*)

Review: *at, ound, ame, ood, ear.*

Review the ending *ing*, as in the following:

<i>playing</i>	<i>going</i>	<i>finding</i>	<i>looking</i>	<i>cooing</i>
<i>raining</i>	<i>sleeping</i>	<i>guessing</i>	<i>wanting</i>	<i>keeping</i>
<i>morning</i>	<i>wishing</i>	<i>telling</i>	<i>thanking</i>	<i>blowing</i>
<i>bringing</i>	<i>hearing</i>	<i>eating</i>	<i>filling</i>	<i>saying</i>

Review the ending *ed*, as in the following:

<i>played</i>	<i>rained</i>	<i>thanked</i>	<i>wished</i>	<i>filled</i>
<i>guessed</i>	<i>cooed</i>	<i>looked</i>	<i>mewed</i>	

From *it* develop the following words:

sit bit hit lit fit flit pit slit kit wit

Game No. 24, page 178.

Fourth Step—Reading Lesson. (Primer, pages 70-72.)

SILENT READING EXERCISE

Seat work in silent reading may well be given here, based on Card 16, New Set VII-A.

BOBBIE SQUIRREL'S TAIL**First Step—The Oral Story.**

Bobbie Squirrel was an early riser. One bright day he got up very early, and, whisking his long gray tail over his back, he scampered down the tree where he lived and down a little brown path in the woods. Just then Jack Rabbit was coming along. Jack Rabbit's tail was little. "Look at Bobbie!" he said. "He wants us to see his big tail. How proud he is of that bushy tail of his! I am glad I don't have to carry such a long tail as that. It would be getting in my way all the time."

Brown Owl was sitting in a tree near by. He said, "Oh, see Bobbie! He has his tail above his back. He waves it as though it were a flag!"

But Bobbie Squirrel did not pay a bit of attention to Jack Rabbit or Brown Owl. He did not care how much they laughed at his long, bushy tail. He knew that he had a great deal of work to do between sunrise and sunset, and he knew that his big tail would help him to do it.

Bobbie Squirrel ran to a nut tree, and under the tree the ground was all covered with ripe hickory nuts. Bobbie dug a big round hole in the ground near the tree. Then he swept nut after nut into the hole. Can you guess what he used for a broom? After that he covered up the nuts with leaves which he swept with his long, bushy tail, too. He will have plenty of nuts to eat next winter. When all the nuts were safely buried, it was time for Bobbie to go home, so he hurried back along the little brown path until he came to the hollow tree in which he made his home.

Guess what Bobbie found when he got home! He found nut shells on the floor! A little squirrel had stopped there to eat his dinner and had scattered nut shells all over Bobbie's green moss floor. "Oh, dear me!" said Bobbie. "This floor must be swept." So he swept the floor with his big gray tail, until the room was as clean as it could be. And as he swept with his long, bushy tail he kept saying to himself, "How glad I am that my tail is not like that little stump tail Jack Rabbit has! I don't see how he can ever sweep his floor."

By and by night came, and the stars began to peep down upon all the trees in the woods. Bobbie Squirrel had worked so hard all day that he felt tired and sleepy, so he curled up into a furry ball. His big gray tail, that had been so useful to him all day, made a fine soft pillow. Just before Bobbie went to sleep he said to himself, "Poor old Brown Owl! He has no pillow like mine to put that big head of his upon!"

—CAROLYN S. BAILEY.

Second Step—Dramatization.

Third Step—Sentence, Phrase, and Word Development: **Phonetics.**

SENTENCES

Build sentences, using words listed below.

PHRASES

What a big tail	above his back	next winter
ran down a tree	under the tree	dear me
coming along	big round hole	must be swept

WORDS

Sight

(Review)	squirrel	tail	down	Jack Rabbit	along	us
	above	nuts	under	hole	leaves	floor
(New)	coming	Brown	Owl	covered	next	
	winter	put	swept	night		

Phonetic

(Review)	found	round	dear
(New)	shells		

Game No. 34, page 180.

PHONETICS (*ell*)

Review *ear* as in the following words:

hear dear tear fear near

From *tell* develop *ell* and the following words:

shell bell fell sell well

Review *sh* as in the following:

sham—shame shad—shade

Fourth Step—Reading Lesson. (Primer, pages 73-75.)

SUGGESTIONS FOR SUPPLEMENTARY WORK (RABBITS AND SQUIRRELS)

I. Supplementary Stories.

- (1) "The Little King's Rabbits," Maud Lindsay in *A Story Garden*, Lothrop, Lee and Shepard.
- (2) "The Chestnut Boys," in *In the Child's World*, Milton Bradley Company.

II. Conversation. Rabbits, squirrels, and nuts.

III. Poem. "Rut-a-tut-tut," Mary Mapes Dodge in *Rhymes and Jingles*, Charles Scribner's Sons.IV. Song. "The Little Rabbit," in *Song Book*, Part II, Churchill-Grindell.V. Song Game. "Chasing the Squirrel," Walker and Jenks in *Songs and Games for Little Ones*, Oliver Ditson Company.

VI. Projects.

- (1) Make clover field. Cut rabbit and little girl and mount in clover field.
 - (2) Free-hand cutting of squirrels and trees. Mount.
 - (3) Basket, woven. Six 22" strips. Ten 14" strips.
- VII. Occupation. Silent Reading and Crayoning Cards, New Set VII-A, Card 16. To follow page 72 of the Primer.
-

NED VISITS GRANDMOTHER

First Step—The Oral Story.

Little Edward Wilberforce McKay was going on a journey. It seemed like a very long journey to Edward Wilberforce McKay, or little Ned, as he was generally called. The fact of the matter was that Ned was walking down the road to his grandmother's house, and he was going alone, and

he had never gone alone to visit his grandmother before. He was going to show her his new red cart that his father had brought him.

Before he started out he said, "Mother, I'd like to take Grandmother something in my little red cart. What shall I take her?"

Ned's mother thought for a moment and then she said, "Perhaps she would like some cookies for her supper. Take her some of these I have just baked. Take her an apple, too."

"That will be the very thing," said Ned. So he put the apple and the cookies into his little red cart, and off he went down the road that led to Grandmother's.

Soon Ned came to a meadow by the roadside. In the meadow was a little, fat, curly-tailed pig. When the pig spied Ned and his cart, and smelled the cookies and the apple, he put out his snout and ran right toward the little red cart. "Good morning, Little Pig," said Ned. Little Pig said, "Wee, wee! I want some cookies." But Ned shook his finger at him, and said, "No, no, Little Pig! They are for Grandmother. Come with me to her house. She will give you some dinner." So Little Pig followed on behind Ned as he trudged along the road toward Grandmother's.

It wasn't long until they came to an old brown barn. A white hen was standing near the barn gate. She saw Ned and Little Pig coming down the road, so she got upon the gate to meet them. When they came near her, she smelled the cookies. "Good morning, White Hen!" said Ned. White Hen said, "Cluck, cluck! I want some cookies." But Ned shook his finger at her and said, "No, no, White Hen! They are for Grandmother. Come with us to her house. She will give you some dinner." So White Hen went with Ned and Little Pig as they trudged along the road to Grandmother's.

Soon they came to a house right by the side of the road. Lying on the doorstep was a little gray kitten. The gray kitten opened its eyes and saw Ned and Little Pig and White Hen coming down the road. The kitten got up from the doorstep and went out into the yard to meet them. "Good morning, Gray Kitten!" said Ned. Gray Kitten said, "Mew, mew! I want some cookies." But Ned shook his finger at him and said, "No, no, Gray Kitten! They are for Grandmother. Come with us to her house. She will give you some dinner." So Gray Kitten went with Ned and Little Pig and White Hen, as they trudged along the road to Grandmother's.

After awhile they came to a big tree. A little bird, sitting in the branches, saw them as they walked along the road. Down he flew from the

tree and peeped right into the little red cart. He saw the cookies there and was just thinking he would peck at them when Ned said, "Good morning, Little Bird!" Little Bird said, "Peep, peep! I want some cookies." But Ned shook his finger at him and said, "No, no, Little Bird! They are for Grandmother. Come with us to her house. She will give you some dinner." So Little Bird went with Ned and Little Pig and White Hen and Gray Kitten, as they trudged along the road to Grandmother's.

Grandmother happened to be looking out through the window. All at once she spied the queer procession coming down the road. She looked and looked. She took off her glasses and rubbed them, put them on and looked again. "What do I see?" she said. "Oh, it is Little Ned, sure as can be—bless his little heart! But what's all that coming behind him?" she said. Then she hurried out through the gate and saw coming toward her, Little Ned, and behind him the little red cart, and behind the little red cart the little fat pig, and behind the little fat pig the little white hen, and behind the little white hen the little gray kitten, and behind the little gray kitten the little fluffy bird. "Good morning, Ned! Well, did I ever, did I ever!" was all Grandmother could say, for she was so surprised. Ned said, "Good morning, Grandmother! See my little red cart? I have some cookies for you. Mother baked them just before I started out from home. I have an apple for you, too." Grandmother said, "Thank you, Ned! I like cookies and apples."

When Ned gave Grandmother the cookies and the apple, she said to him, "Now, Ned, tell me what I can give you and all your little friends." "Oh, give us some dinner, Grandmother!" said Ned. Then he told her how Little Pig and White Hen and Gray Kitten and Little Bird had wanted to eat the cookies and the apple, and how he had told them that Grandmother would give them something to eat. When he had finished, Grandmother said, "I will get you all some dinner, Ned, but first tell me what you and your little friends like." Ned said, "Little Pig and White Hen like corn; Little Bird likes bread; Gray Kitten and I like milk."

So Grandmother told them all to sit down at the big table in the dining room. Soon she brought a bowl of milk for Ned, a saucer of milk for Gray Kitten, some corn for White Hen and Little Pig, and some bread for Little Bird. They all ate and drank and had a pig-hen-kitten-bird-boy picnic in Grandmother's dining room. And when it was over, Ned kissed his Grandmother and said, "Good-bye, Grandmother." And Grandmother said, "Good-bye, Ned!" and she kissed him as he started down the road with all his little friends following on behind the red cart.

As they trudged along, Ned said to Little Pig and White Hen and Gray Kitten and Little Bird, "Now you see why I would not let you eat the cookies and the apple." And they all said, "Yes, yes—we had a better dinner at your Grandmother's. What a fine picnic we all had together!"

Soon they came to the big tree. "Good-bye, Little Bird," said Ned. "Peep, peep," said Little Bird. Next they came to the house. "Good-bye, Gray Kitten," said Ned. "Mew, mew!" said Gray Kitten. It wasn't long until they came to the barn. "Good-bye, White Hen!" said Ned. "Cluck, cluck!" said White Hen. Next they came to the meadow. "Good-bye, Little Pig!" said Ned. "Wee, wee!" said Little Pig. Then Ned ran home to his mother as fast as his little legs could carry him.

—MARION WATHEN in *Story-Telling Time*.

Second Step—Dramatization.

The teacher prepares the setting as given on page 76 of the Primer. Pupils use dialogue of pages 77-84.

CHARACTERS

Ned Mother Grandmother Pig Hen Kitten Bird

SCENES

Ned talking with his mother. Ned going to Grandmother's. Ned at Grandmother's. Ned going home.

Third Step—Sentence, Phrase, and Word Development: Phonetics.

SENTENCES

Build sentences, using words listed below.

PHRASES

a little red cart
will give you

in the yard
went along

likes milk
must go now

WORDS

Sight

(Review)	wanted	put	meadow	along	barn
	cluck	flew	thank	next	
(New)	cart	him	cookies	yard	bread
				drank	

Phonetic

(Review)	she	gray	corn
(New)	Ned	grandmother	ate

Game No. 35, page 181.

PHONETICS (*ed, ate*)

From *red* develop *ed* and the following words:

Ned bed fed led fled sled shed

From *grand* and *mother* develop *grandmother*.

From *at* develop *ate*, and show how the following words are developed:

fat fate hat hate mat mate rat rate

Game No. 25, page 178.

Fourth Step—Reading Lesson. (Primer, pages 76-84.)

Teacher will ask the following questions:

Where did Ned go?

What did Little Pig want?

What did Ned say to Little Pig?

Pupils will read silently page 77, and answer questions.

Pages 77, 78, 80, and 81 may well be used for silent reading.

Similar questions could be asked for pages 78, 80, and 81.

The questions may be written on the board.

SILENT READING EXERCISE


Seat work in silent reading may well be given here, based on Card 17, New Set VII-A.

SUGGESTIONS FOR SUPPLEMENTARY WORK (ANIMALS)

I. Supplementary Stories.

- (1) "The Open Gate," Maud Lindsay in *Mother Stories*, Milton Bradley Company.
- (2) "A Barnyard Talk," in *In the Child's World*, Milton Bradley Company.

II. Conversation. Animals.



POSTER 1.



POSTER 3.

III. Poem. "Doggie's Trick," Mary Mapes Dodge in *Rhymes and Jingles*, Charles Scribner's Sons.

IV. Songs.

- (1). "The Barnyard." Hailmann in *Songs, Games, and Rhymes*, Milton Bradley Company.
- (2) "Barnyard Music," in *Lyric Music Primer*, Scott, Foresman and Company.

V. Projects.

- (1) Poster. Draw hill with house at top. Cut Ned and the pig, hen, cat, and bird. Mount them on the hill.
- (2) Fold Ned's wagon.
- (3) Poster. Barnyard, fence, animals, barn, windmill.
- (4) Sand table. Make a cart.

VI. Occupation. Silent Reading and Crayoning Cards, New Set VII-A, Card 17. To follow page 84 of the Primer.

LITTLE OWL

First Step—The Oral Story.

There was once a little owl who had never been more than a few feet away from his nest. One night Mother Owl said to him, "Little Owl, it is time for you to learn to say 'Who, whoo!' as big owls do." Little Owl said, "Oh, no, Mother! I don't want to say 'Who, whoo!'" But Mother Owl said, "You must say 'Who!' When boys and cats hear you and see your big eyes shining in the dark, they will be afraid and run away from you."

But Little Owl would not say "Who!"

"A cat will get you if you do not learn to say 'Who!'" said Mother Owl.

"What is a cat?" asked Little Owl.

"A cat," said Mother Owl, "has fur and four feet with sharp claws. It has big round eyes and can see in the dark. It eats mice just as we do. But it eats little birds, too. Hide way down in your nest when you hear it call."

"What do cats say when they call?" asked Little Owl. "Do cats say 'Who, whoo!' Mother?"

"No, no," said Mother Owl, "cats say 'Mew, mew!'"

"Mother! Mother!" said Little Owl, "I want to see a cat. I want to hear her say 'Mew, mew!'"

"You are not a good little owl," said Mother Owl. "You *must* learn to say 'Whoo, whoo!' as I do."

"I can't," said Little Owl, and he shut his eyes tight, and would not even try.

Mother Owl said, "I am going to the barn for mice, but you shall not have any for your supper."

One day Mother Owl flew away and left Little Owl sitting in the tree. "I wish I could see a cat," he said to himself. "Maybe if I say 'Mew, mew' the cat will think I am another cat and will come to see me." So he cried "Mew, mew!" over and over again. Just then a cat came through the woods and heard Little Owl, and she answered, very high and loud, "Mew, mew!" Little Owl did not hide in his nest as his mother had told him to do. He looked down from the tree, and there on the ground, near him, he saw the cat's big eyes looking up at him. When Little Owl remembered his mother had told him that cats eat little birds, he began to be frightened. But he said to himself, "The cat will not eat me; she thinks I am another cat, because I said 'Mew, mew!'"

"Who are you, up in that tree?" called out the cat. "I heard you say 'Mew, mew!' Are you a cat?"

Little Owl did not answer. All he said was, "Mew, mew!"

Then the cat said, "You say 'Mew, mew!' but you do not look like a cat. You look like a little owl. I believe you *are* a little owl. Cats eat mice, Little Owl. Little Owl, can you eat a mouse?"

"Oh, yes!" said Little Owl. "I can eat a mouse."

Then the cat said, "Maybe you are a cat, after all. For you say 'Mew, mew!' and you eat mice. But cats eat birds, too. Do you eat birds?"

Then Little Owl forgot he was pretending that he was a cat. "Oh, no!" he said. "I *am* a bird."

"Oho!" said the cat. "You are not a cat. You are a little owl. I eat birds. I will eat you, Little Owl!" And then that cat, with four feet and sharp claws and big round eyes, began to climb the tree.

Just then a kind little boy came to the tree. His name was Bobbie. When he saw Little Owl and the cat, he cried out, "Cat, go away! You must not eat Little Owl. I want to take him home with me and give him some dinner." Away ran the cat, and Bobbie called after her, "Good-bye,

Cat, good-bye!" So Bobbie took Little Owl home with him and put him into a cage, and hung the cage out on the porch.

Little Owl was not happy. He wanted to go home to his mother. Late in the night Mother Owl came and sat in a tree near the cage. Little Owl said, "Mother, Mother! I will be a good little owl. I will say 'Whoo, whoo!' I will hide in my nest when I see a cat. Take me home with you." But Mother Owl said, "No, no, Little Owl! I cannot take you with me. I cannot get you out of the cage." When morning came, she flew away.

Little Owl would not sleep. He would not eat his dinner. All day long he kept saying "Whoo, whoo!" at first very soft and low, and then very loud and high. After awhile, Bobbie's mother heard Little Owl. "Bobbie," she said, "hear Little Owl! He wants to go to his mother. Take him to his home. He will not eat, and I don't like to hear him cry."

So Bobbie took Little Owl back to the woods. "Mother Owl, Mother Owl!" he said, "do you want Little Owl?"

Mother Owl said, "Whoo, whoo!" Little Owl said "Whoo, whoo!" too.

Then Bobbie put Little Owl in the tree where Mother Owl was sitting. How happy they all were!

—ANNE SCHÜTZE in *Little Animal Stories*.

Second Step—Dramatization.

Third Step—Sentence, Phrase, and Word Development: Phonetics.

SENTENCES

Build sentences, using the words listed below.

PHRASES

don't want to say	big eyes	take him home
will run away	kind little boy	was not happy
would not say	go away	would not eat

WORDS

Sight

(Review)	owl	night	flew	happy
	not	don't	must	
(New)	took	who		

Phonetic

(Review)	name	kind	say	how	take
(New)	would				

Game No. 26, page 179.

PHONETICS (*ould*)

From *could* develop *ould*, *should*, and *would*.

Game No. 36, page 181.

Fourth Step—Reading Lesson. (Primer, pages 86-91.)

Pages 87, 88, and 90 may well be used for silent reading.

See pages 308, 316 of the Manual for suggestions.

SUGGESTIONS FOR SUPPLEMENTARY WORK (OWLS)

- I. Supplementary Story. "The Owl and the Eagle," Aesop.
- II. Conversation. Owls.
- III. Poem. "The Distinction," Margaret Erskine in *Little Animal Stories*, The Pilgrim Press.

IV. Song.

"Voices of the Night," in *Lyric Music First Reader*, Scott, Foresman and Company.

V. Song Game.

"The Owl," Gaynor in *Songs of the Child World*, Part I, Church.

WHAT BROWN PUSSY SAW

First Step—The Oral Story.

Two little pussies
Came out one day,
One saw the other
Over the way.

"Good morning, sister,
How do you do?"
The other answered
With just a "mew."

One gray pussy,
In great surprise,
Could hardly believe
Her little eyes.

"I could never
Stir from the bough,
That young pussy
Is walking now."

The other pussy
 Went home with a bound;
 "Mother Pussy,
 Guess what I found.

"A saucy kitten
 Sat in a tree;
 Wore a brown bonnet,
 And mocked at me."

KATE L. BROWN.

Second Step—Dramatization.

Third Step—Sentence, Phrase, and Word Development: Phonetics.

SENTENCES

Build sentences, using the words listed below.

PHRASES

Gray Pussy
 Brown Pussy

a pretty coat
 wish I could run

WORDS

Sight

(Review)	Brown	looked	coat	wish
(New)	Pussy			

Phonetic

(Review) gray

PHONETICS (*Review*)

Fourth Step—Reading Lesson. (Primer, pages 92-93.)

SUGGESTIONS FOR SUPPLEMENTARY WORK (PUSSY WILLOW)

- I. Supplementary Story. "The Willow's Wish," Kate L. Brown
 in *Half a Hundred Stories*, Milton Bradley Company.

- II. Conversation. Pussy willow.
- III. Poem. "Pussies," Anna Badlam in *Half a Hundred Stories*, Milton Bradley Company.
- IV. Song. "Pussy Willow," Gaynor in *Songs of the Child World*, Church.
- V. Song Games.
- VI. Occupation. Draw stem and mount real pussy willows on it.

THE BROOK

First Step—The Oral Story. (Memorize Primer, pages 94-95.)

Second Step—Dramatization.

Third Step—Sentence, Phrase, and Word Development: Phonetics.

SENTENCES

Build sentences, using the words listed below.

PHRASES

come along	what happy playmates	both of us
Run along	You and I	What a sight

WORDS

Sight

(Review)	along	what	playmates	wet
(New)	Both	tirili	tumbled	Still

Phonetic

(Review) sing. dear ting

(New) brook sight

Game No. 37, page 181.

PHONETICS (*br, ight, ook*)From *brown* develop *br* and the following words:*bran brow brand bring*From *night* develop *ight* and the following words:*sight bright fight light might right tight flight*From *took* develop *ook* and the following words:*brook book cook hook look shook*

Game No. 26, page 179.

Fourth Step—Reading Lesson. (Primer, pages 94-95.)

SUGGESTIONS FOR SUPPLEMENTARY WORK (THE BROOK)

I. Supplementary Story.

II. Conversation. Water, brooks, rivers, etc.

III. Poem. "The Runaway Brook," Eliza Follen in *Three Years with the Poets*, Houghton Mifflin Company.

IV. Songs.

(1) "Run, Little Rivulet, Run," Walker and Jenks in *Songs and Games for Little Ones*, Oliver Ditson Company.

- (2) "The Brooklet," in *Lyric Music First Reader*, Scott, Foresman and Company.
- (3) "An Invitation," in *Lyric Music Second Reader*, Scott, Foresman and Company.

V. Song Games.

VI. Occupation. Draw and cut things associated with brooks; as fish, frogs, etc.

VII. Project.

Sand table. Place stones in the brook. A bridge could be made also.

THE WINDMILL

First Step—The Oral Story.

Once upon a time there was a big, tall windmill that belonged to a farmer. It had worked hard many years, filling the trough with water for the horses, cows, and sheep.

But one day it said, "I will stop! I will not go round and round and round. I am tired and I want to rest." So the windmill was still all day.

By and by the wind came along. It said, "Come, Windmill! Why are you not at work? I will make you go round and round and round."

"No, no!" said the windmill. "I don't want you to help me. I don't want to go round and round and round. I want to be still all day. I am tired and I want to rest."

The wind said, "You must go round! The horses and cows want water. I will blow for you."

The wind blew and blew, but the windmill would not go, so at last the wind went away.

All day long the windmill rested.

In the evening the tired horses came home. They had worked hard for the farmer all day in the hot sun. The cows and sheep came home, too. They were all thirsty and ran to the windmill for a drink, but there was no water in the trough.

"Oh, Windmill," they cried, "will you be kind to us and give us some water?"

Then the windmill was not happy. It was sorry there was no water. "Oh, why didn't I work today?" it said to itself. "There is no water for the horses and cows and sheep." And the windmill was so sorry that it began to creak and groan. Then it called out to the wind, "Oh, Wind, come and help me!"

The wind came at once. "I will blow for you," it said. And it blew and blew until all at once the wheel of the windmill stopped creaking and groaning and began to whirl merrily around. Soon the trough was full of clear, cold sparkling water, and as the horses, and cows, and sheep drank, the windmill said to itself, "I will never rest again unless the trough is full."

—KATHLYN LIBBEY.

Second Step—Dramatization.

Third Step—Sentence, Phrase, and Word Development: Phonetics.

SENTENCES

Build sentences, using the words listed below.

PHRASES

Once there was	will help you	would not go
will stop	round and round	would not bring
was still all day	must go	drank and drank

WORDS

Sight

(Review)	Once	there	will	stop	all
	blow	don't	us	happy	drank
(New)	windmill	water	help		

Phonetic

(Review) round came

Game No. 29, page 179.

PHONETICS (*ill*)From *will* develop *ill* and the following words:*mill hill bill sill fill kill pill till Jill*Review: *ould ame*

Game No. 38, page 181.


Fourth Step—Reading Lesson. (Primer, pages 96-99.)

Pages 98 and 99 may well be used for silent reading.

For suggestions see pages 308, 316.

SUGGESTIONS FOR SUPPLEMENTARY WORK (THE WINDMILL)

- I. Supplementary Story. "The Wind's Work," Maud Lindsay in *Mother Stories*, Milton Bradley Company.
- II. Conversation. Wind and Windmills.
- III. Poems. (1) "The Windy Days," Frances Sykes in *Story-Telling Time*, The Pilgrim Press.
(2) "The Wind Song," Eugene Field.
- IV. Song. "The Windmill," Jessie L. Gaynor in *Songs of the Child World*, Church.
- V. Song Game. "The Windmill," Walker and Jenks in *Songs and Games for Little Ones*, Oliver Ditson Company.
- VI. Projects.
 - (1) Make pin wheels and mount on sticks.
 - (2) Sand Table.
Make a windmill and watering trough.



WHO LIKES NORTH WIND?

First Step—The Oral Story.

"Oo-oo! Oo-oo!" said North Wind to himself one day. "I am tired of playing all alone. I will go through the woods and through the towns until I find a playmate."

So he went blowing along over the fields, calling out "Oo-oo! Oo-oo! Who will be my playmate?" After awhile he came to a little bird sitting in a tree. His feathers were all fluffed up, for he wanted to keep warm. "Peep, peep! Peep, peep!" said the bird when he heard North Wind. "How cold the wind is! Winter is coming. I must fly away. Good-bye!" And away he flew to hunt for a warm home in the South.

"Oo-oo! Oo-oo!" said North Wind. "I wonder why everyone leaves when I come. Nobody seems to like me. How lonesome I am! I wish I could find a playmate."

He went blowing through the woods crying, "Oo-oo! Oo-oo! Who will be my playmate?" Gray Squirrel sat on the ground, under a tree. He heard North Wind coming, and said to himself, "How cold the wind is! Winter is coming. There are nuts in the woods, and I will fill my nest with them. I can eat them in the winter. My nest will keep me warm. I will go to my home in the tree." Then away ran Gray Squirrel to fill his warm nest with nuts!

"Oo-oo! Oo-oo!" said North Wind. "See Gray Squirrel run away! Nobody likes me. I am lonesome and I wish I could find a playmate!" So he went blowing along until he came to a farm house. Black Kitty was in the yard. "Oo-oo! Oo-oo! Will you be my playmate?" called out North Wind. But Black Kitty did not even answer. He climbed up the door steps and cried out, "Mew, mew, mew! How cold the wind is! Winter is coming. I want to go into the house, for I can keep warm there. I can get some milk there, too. I can sleep on the warm floor. Mew, mew! Mew, mew! Let me come into the house!"

"Oo-oo! Oo-oo!" said North Wind. "Little Bird flew away from me. Gray Squirrel ran to his nest when he saw me coming. And now Black Kitty wants to go away from me, too. Nobody will play with me. Nobody likes me. I am so lonesome! How I wish I could find a playmate!"

Just then the door flew open and out ran a little boy named Jack. "Hurrah! Hurrah!" he cried, as he ran to the barn, waving his cap for joy. "How cold the wind is! Winter is coming, and it is going to

snow. I will make a snow man. I will ride down the hill on my sled, too. Hurrah! Hurrah! Hurrah!"

North Wind blew upon Jack's nose and cheeks until they were as red as they could be. "Oo-oo! Oo-oo!" he said. "How happy I am now! At last I have found someone who likes me! I have found a playmate! Oo-oo, Jack, oo-oo! The white snow is coming. See! It is coming now! You and I will be playmates. How happy we will be! Oo-oo, Jack, oo-oo!"

—FOLK TALE.

Second Step—Dramatization.

CHARACTERS

North Wind Little Bird Jack Black Kitten Gray Squirrel

SCENE

Little Bird in a tree, Black Kitten at the door, Gray Squirrel on the ground, Jack running to the barn.

North Wind: Oo-oo! Oo-oo!

Little Bird: Peep, peep! Peep, peep! How cold the wind is! Winter is coming. I must fly away. Good-bye!

North Wind: Oo-oo! Oo-oo!

Gray Squirrel: How cold the wind is! Winter is coming. I must fill my nest with nuts to eat next winter. My nest will keep me warm, too.

North Wind: Oo-oo! Oo-oo!

Black Kitten: Mew, mew, mew! How cold the wind is! Winter is coming. I want to go into the house to get warm. I can get some milk there and I can sleep on the warm floor. Mew, mew! Let me come into the house.

North Wind: Oo-oo! Oo-oo!

Jack: Hurrah! Hurrah! How cold the wind is! Winter is coming, and it is going to snow. I will make a snow man. I will ride down the hill, too. Hurrah! Hurrah! Hurrah!

North Wind: Oo-oo! Oo-oo! How happy I am now! I have found a playmate. How happy we will be! Oo-oo, Jack, oo-oo!

Third Step—Sentence, Phrase, and Word Development: Phonetics.

SENTENCES

Build sentences, using the words listed below.

PHRASES

will fill	will ride
will keep	How cold
will go	Let me come
will make	down the hill

WORDS

Sight

(Review)	wind	warm	winter	coming	
	nest	nuts	yard	floor	ride
(New)	north	cold	let	hurrah	snow

Phonetic

(Review) ground fill keep man hill
Game No. 39, page 181.

PHONETICS (*sn, ow*)

Review *ill, eep, an, ound*.

Game 25, page 178.

From *snow* develop *sn* and *snake*.


From *snow* develop *ow* and the following words:

blow grow slow crow show flow low bow row

Fourth Step—Reading Lesson. (Primer, pages 100-104.)

SUGGESTIONS FOR SUPPLEMENTARY WORK (WINTER AND
NORTH WIND)

- I. Supplementary Story. "The Snowball," Maud Lindsay in *A Story Garden*, Lothrop, Lee and Shepard.
- II. Conversation. Winter.
- III. Poem. "Snow," Mary Mapes Dodge.
- IV. Songs.
- (1) "Sleighting Song," Jessie L. Gaynor in *Songs of the Child World*, Part I, Church.
- (2) "Sliding," in *Lyric Music Primer*, Scott, Foresman and Company.
- V. Song Game. "Skating Game," Reed and Brockman in *Timely Games and Songs*, The Pilgrim Press.
- VI. Occupations. (a) Cut snowflakes. (b) Cut sled.



HOW PATTY GAVE THANKS

First Step—The Oral Story.

Farmer Gray always shut his animals in the warm barn at night in the fall and winter. He wanted them to be snug and comfortable for the night. But in the morning he turned them all into the barnyard. One bright November morning, when the sun was shining warmly, the gentle old cow shook the bell that was tied to her neck until it rang and rang and rang. All the other farm animals hurried to her to see why she was

ringing the bell. "Good morning to you all!" she said. "I have something to tell you. Can you guess what it is?"

"Is it about a little girl?" asked Bob, the horse.

"Yes," answered the cow. "It is about a little girl. Can you guess who she is?"

Then one of the sheep spoke up and said, "Maybe it is Master's little daughter, Patty. Is it something about Patty?"

"Yes," answered the cow. "You made a good guess. It is about Patty."

"I want to hear about Patty," said Bob. "We all love Patty."

"Yes," said the sheep. "Tell us about Patty."

Then the gentle old cow began her story. She said, "What a good girl Patty is! She came to me this morning and began to stroke my forehead, and said, 'Good morning, Cow. This is Thank-you day. You give me milk for my breakfast. I like your good milk, so I have come to say, 'Thank you, Cow, thank you.' Then the dear child put a sweet juicy apple into my mouth and laughed to hear me crunch it. I am so glad that my milk is good and rich. I like to give milk to Patty."

"What you say is true, Friend Cow. What a kind little girl she is!" said Bob.

"Did you see Patty, Bob?" asked the sheep.

"Yes," answered Bob. "Patty came to me, too. She said, 'You dear horse! You give me rides. Thank you, Bob, thank you!' She patted me and patted me. Then, bless her heart! she gave me a big armful of nice, sweet hay. I tell you I will give her a ride soon."

When Bob had finished speaking, the gentle old cow said, "How kind Patty is! Bob likes to give her rides; I like to give her milk."

"Did Patty thank you, Sheep?" asked Bob.

"Yes," answered one of the sheep. "She came to us, too. I can tell you I was surprised when she brought me and the rest of the flock a dish of salt this morning. She said, 'Good morning! I know what you give me, Sheep. You give me wool. The wool keeps me warm. Our balls of worsted are made of your wool, and so is the dress I have on. Thank you, Sheep, thank you!' Then she gave us some water."

When the sheep had finished speaking, the gentle old cow said, "How kind Patty is! Bob likes to give her rides; sheep like to give her wool; I like to give her milk."

By and by the cow spoke up again. "Friend Bob," she said, "did Patty thank the hens, too?"

"Yes," answered Bob. "I heard her thank them. Then she gave them some corn."

"What do the hens give Patty?" asked the sheep.

"They give her eggs," answered the cow.

Then Bob said, "Patty told the hens that she liked their eggs for breakfast, and that her mother made cake with some of the eggs, too. Patty said 'Thank you' to us all. I wonder what put it into her head to come and thank us this morning."

"It was her good little heart that put it into her head to come and thank us all," said one of the sheep, wisely. "I heard Master say that this is Thanksgiving Day. I heard Patty's grandfather ask her this morning if she knew why Thanksgiving Day is kept. She answered, 'Oh, yes! It is the day to say Thank you, for everything, and that is why I hurried out into the barnyard this morning.' And her grandfather said, 'To whom did you say Thank you, out in the barnyard?' And Patty answered, 'Why to all of them; to Bob, and the cow, and the sheep, and the hens!' Then I heard her grandfather say, 'I am glad that you remembered the kind, useful animals that give us so many things to make us happy and comfortable.'"

And when the sheep had finished speaking, the gentle old cow said, "How kind Patty is! Bob likes to give her rides; sheep like to give her wool; hens like to give her eggs, and I like to give her milk. Moo, moo! Good Patty."

—EMILIE POULSSON in *In the Child's World*.

Second Step—Dramatization.

Third Step—Sentence, Phrase, and Word Development: Phonetics.

SENTENCES

Build sentences, using the words listed below.

PHRASES

about a little girl
about Patty
your good milk

How kind
keeps me warm
heard her thank

WORDS

Sight

(Review)	something	guess	thank	milk	apple
	did	rides	wool	heard	
(New)	about	Patty	patted	know	

Phonetic

(Review) tell dear kind

Game No. 29, page 179.

PHONETICS (*kn* and *out*)

From *know* develop *kn* and the following words:

knit knee

From *out* develop the following words:

snout rout shout pout trout

Fourth Step—Reading Lesson. (Primer, pages 106-110.)

SUGGESTIONS FOR SUPPLEMENTARY WORK (THANKSGIVING)

- I. Supplementary Story. "The Visit," Maud Lindsay in *More Mother Stories*, Milton Bradley Company.
- II. Conversation. Thanksgiving.
- III. Poem. "Thanksgiving Day," Lydia Maria Child.
- IV. Song. "The First Thanksgiving Day," Jessie L. Gaynor in *Songs of the Child World*, Part II, Church.
- V. Song Game. "Thanksgiving Song," Gaynor in *Songs of the Child World*, Part I, Church.
- VI. Occupation. Illustrate the above poem, "Thanksgiving Day."

THE LITTLE CHRISTMAS TREE

First Step—The Oral Story.

Three fir trees once lived on a hill. One tree was tall and beautiful with wide-spreading branches; one tree was not so tall, but it was growing bigger every day; one was a little tree, but it hoped that some day it would be as tall as its biggest brother.

Summer had passed and all the maple trees and oak trees and birch trees had lost their leaves long ago. One day the snow began to come down upon the three trees and soon it covered the ground. "Christmas is coming!" said the trees. "We want to be Christmas trees! Santa Claus will soon come and take us away. It will be great fun!"

By and by a little bird came hopping along over the snow. The little bird was lost and could not find his mother. Poor little bird! He was so cold and weak that he could not fly, but he hopped along until he came to the big fir tree. "Are you a kind tree?" he asked. "May I sit in your branches? The snow is so cold!" The big tree said, "No, no! Little Bird. I don't want birds in my branches. I am going to be a Christmas tree!" And it drew its branches away from the poor little bird.

"How cold I am," said the bird to himself. "I wish I could find a kind tree! It would keep me warm." He went on up the hill. Soon he came to the next fir tree. "Are you a kind tree?" he asked. "May I sit in your branches? The snow is so cold! I am lost, dear Tree, and I cannot find my mother." Now this tree was not kind, either. It was just like the first tree. So it said, "No, Little Bird, no! I don't want birds in my branches. I am going to be a Christmas tree!"

So the little bird went on up the hill. Soon he came to the little fir tree. He was almost afraid to ask again, but he knew that night would come by and by, and that he must find a warm place to stay. So he said, very softly, "Little Tree, I am lost. May I sit in your warm branches? The snow is so cold!" Now the little fir tree was kind. It was not like the other fir trees. So it said, "Oh, yes, dear Bird! You may sit in my branches. I shall be glad to have you here."

How happy the little bird was! The little fir tree was happy, too; it stood straight up, trying its best to keep the wind off the little bird. By and by the bird heard something—he heard the sound of silvery bells. A sleigh was coming up the hill—a sleigh drawn by a reindeer! It came nearer and nearer. It did not stop at the big fir tree; it did not stop at the next fir tree; on it went until it came to the little tree, and then the reindeer stopped. "It has come to us!" said the bird.

Out jumped a man, with long white whiskers. Can you guess who he was? "What a pretty tree!" he said. "I want it for a Christmas tree!" So he took the little fir tree with him in the sleigh. He took the little bird, too. "I will take you to Patty," he said to the bird. "She will keep you warm." Away they all flew over the snow in the sleigh drawn by the reindeer. How happy the little bird was! How happy the little tree was, too! For the silvery bells kept ringing and ringing—and they seemed to say, "You are going to be a Christmas tree, kind little fir, you are going to be a Christmas tree!"

—MARY McDOWELL.

Second Step—Dramatization.

Third Step—Sentence, Phrase, and Word Development: Phonetics.

SENTENCES

Build sentences, using the words listed below.

PHRASES

was not so big	next tree	at the big tree
was lost	was not kind	at the next tree
could not find	was kind	What a pretty tree

WORDS

Sight

(Review)	coming along	wish	stop
(New)	upon	Christmas	branches
			sleigh
			jumped

Phonetic

(Review)	hill	snow
(New)	other	

Games Nos. 41 and 42, page 181.

PHONETICS (*other*)

From *mother* develop *other*, and the following words:

brother *another*

Game No. 42, page 181.

Fourth Step—Reading Lesson. (Primer, pages 111-116.)


SILENT READING EXERCISE

Seat work in silent reading may well be given here, based on Card 18, New Set VII-A.

SUGGESTIONS FOR SUPPLEMENTARY WORK (CHRISTMAS)

I. Supplementary Stories.

- (1) "The Little Fir Tree," Hans Christian Andersen.
- (2) "Santa Claus," Maud Lindsay in *A Story Garden*, Lothrop, Lee and Shepard.



II. Conversation. Christmas.

- III. Poem. "The First Christmas," Emilie Poulsson in *Three Years with the Poets*, Houghton Mifflin Company.

IV. Songs.

- (1) "Christmas Carol," Jessie L. Gaynor in *Songs of the Child World*, Part I, Church.
- (2) "Christmas Presents," in *Lyric Music Primer*, Scott, Foresman and Company.
- (3) "My Dream," in *Lyric Music First Reader*, Scott, Foresman and Company.

V. Song Game. "The Legend of the Christmas Tree," Jessie L. Gaynor in *Songs of the Child World*, Part I, Church.

VI. Project. Poster. Christmas tree with Santa Claus, sleigh, etc., or toys, stockings, etc.

VII. Occupation. Silent Reading and Crayoning, New Set VII-A, Card 18. To follow page 116 of the Primer.

OUR FLAG

First Step—The Oral Story.

(Memorize this poem.)

I know three little sisters.
You know the sisters, too,
For one is red, and one is white,
The other one is blue.

Hurrah for the three little sisters!
Hurrah for the red, white, and blue.
Hurrah! Hurrah! Hurrah! Hurrah!
Hurrah for the red, white, and blue.

PHONETICS (Review *ōw*)

Review *fl* and *ōw*.

Fourth Step—Reading Lesson. (Primer, page 117.)

SUGGESTIONS FOR SUPPLEMENTARY WORK (OUR FLAG)

- I. Supplementary Story. "The Red, White, and Blue," Laura E. Richards in *Five Minute Stories*, Dana Estes and Company.
- II. Conversation. Flag.
- III. Poem.
- IV. Songs.
 - (1) "America."
 - (2) "Salute to the Flag," Jessie L. Gaynor in *Songs of the Child World*, Part I, Church.
 - (3) "Our Flag Is There," in *Lyric Music Primer*, Scott, Foresman and Company.
- V. Song Game. "Our Flag," Tomlins in *The Child's Garden of Song*, A. C. McClurg and Company.
- VI. Project.

Make flag by using red, white, and blue paper.

THE EASTER RABBIT

First Step—The Oral Story.

One day Little Rabbit was sitting by the roadside, when all at once he saw Ray and May coming along, hand in hand. They did not see Little Rabbit, for he was behind some bushes. "Easter is coming soon," said May. "Let us make a nest in the yard. The Easter Rabbit will see it and leave pretty eggs in it for us—blue eggs and red eggs and eggs of all

colors." "All right," said Ray. "Let us make a nest. Let us begin now." And away the children ran to get grass and hay for the nest.

Little Rabbit had heard everything Ray and May said. He thought it would be great fun if he could play that he was the Easter Rabbit and put eggs into the children's nest. So he ran straight home to his mother and said, "Mother, I want to be the Easter Rabbit."

"What is the Easter Rabbit?" asked his mother in surprise, for she had never heard of such a thing in all her life.

"Oh, he is the rabbit that puts pretty eggs into children's nests every Easter," answered Little Rabbit. "Ray and May are going to make a nest in the yard. I heard them say so. I want to put eggs into it."

"Oh, no, Little Rabbit," said his mother. "Do not go away from home. You must not let Ray and May see you. They will catch you."

"I like Ray and May," said Little Rabbit. "They will not catch me." And he kept thinking what fun it would be to put Easter eggs into the children's nest.

By and by Mother Rabbit went to the garden to get some dinner, and just as soon as she was out of sight, Little Rabbit ran to see if he could find Easter eggs for the nest. Over the field and down the road he ran. Ray and May saw him and ran after him, shouting, "Stop, Little Rabbit, stop! Let us catch you. We want to give you some dinner!" But Little Rabbit ran too fast for them, and called out,

"Boys and girls cannot catch me,
For I'm the Easter Rabbit, you see!"

He thought it was great fun to lead Ray and May such a chase—but dear me, all at once he ran right into a net that someone had put in the yard! Before he could set himself free, Ray came up to him and said, "Oh, now we have you, Little Rabbit! We will keep you in the barn."

So they took him to the barn, and patted him, and gave him green leaves for dinner. But poor Little Rabbit was frightened and wanted to see his mother. When Ray and May saw that he was not happy, they said, "Let us take him to the yard and set him free. He will put Easter eggs into the nest." So they took Little Rabbit to the yard and set him free. How he did run down the road! But as he ran away he heard Ray and May crying, and he felt so sorry for them that he stopped. "I will go back to the yard," he said. "I want to make Ray and May happy. I want to be the Easter Rabbit. I will look for Easter eggs in the yard."

So Little Rabbit ran back to the yard and hunted everywhere for pretty Easter eggs. But he could not find a single egg. Then he looked in the

nest that Ray and May had made to see if any other rabbit had left Easter eggs in it. Can you guess what he saw there? He was so surprised that all he could say was, "Dear me! Dear me!" over and over. For there in the nest were two pretty little kittens—one white as snow, the other black as coal. And while he was peeping at them from behind a bush, the mother cat came along. She was carrying a gray kitten in her mouth, and she put it into the nest, too.

Just then May came to the nest to see if the Easter Rabbit had left any Easter eggs in it. When she saw the kittens she clapped her hands in surprise and joy, and called out to Ray, "Come, Ray! See what is in the nest!" Ray came running as fast as he could. "Three baby kittens!" he cried. "They are prettier than any Easter eggs." How happy Ray and May were! Little Rabbit was happy, too. "I guess I am not the Easter Rabbit, after all," he said to himself. "The cat is the Easter Rabbit!" Then he ran home to his mother.

—ANNE SCHÜTZE.

Second Step—Dramatization.

Third Step—Sentence, Phrase, and Word Development: Phonetics.

SENTENCES

Build sentences, using the words listed below.

PHRASES

came along	will go back
coming soon	could not find any
will leave pretty eggs	

WORDS

Sight

(Review)	road	want	patted
(New)	Easter	stopped	

Phonetic

(Review)	find	gray	Ray	make
----------	------	------	-----	------

Game No. 44, page 182.

PHONETICS (*et*)

From *let* develop *et* and the following words:

get wet set met net pet

Game No. 45, page 182.

Fourth Step—Reading Lesson. (Primer, pages 118-123.)

Pages 119, 120, 122, and 123 may well be used for silent reading.

For suggestions see pages 308, 316 of the Manual.

SUGGESTIONS FOR SUPPLEMENTARY WORK (EASTER)

I. Supplementary Stories.

- (1) "Old Man Rabbit's Thanksgiving Dinner," Carolyn S. Bailey in *For the Story Teller*, Milton Bradley Company.
- (2) "Cinderella's Egg Hunt," Madge Bigham in *Stories of Mother Goose Village*, Rand, McNally and Company.

II. Conversation. Easter.

III. Poem. "Lily of the Resurrection," Lucy Larcom.

IV. Song. "Easter Song," Jessie L. Gaynor in *Songs of Childhood*, Part I, Church.

V. Song Game.

VI. Projects.

- (1) Cut Easter lilies and mount for Easter cards.
- (2) Cut Easter eggs and color.

IN THE BARNYARD

First Step—The Oral Story.

White Cow, Piggy Wig, Red Hen, and Gray Pony lived together in a big barnyard. One fine morning the barnyard folk were up very early.

"Woof, woof!" said Piggy Wig. "What a good day to eat and sleep!"

"Cluck, cluck!" said Red Hen. "What a good day to go to the garden! I can find some corn there."

"Moo, moo!" said White Cow. "What a good day to eat hay!"

"Good morning," said Gray Pony. "What a good day to give rides!"

When the other barnyard folks heard Gray Pony talk about giving rides, they all began to laugh at him.

"Woof, woof, Gray Pony!" said Piggy Wig. "I want to eat and sleep. I don't want to give rides."

"Cluck, cluck!" said Red Hen. "I want to go to the garden. I don't want to give rides."

"Moo, moo!" said White Cow. "I want to go to the meadow. Master has left haycocks there. I want to eat some of the nice sweet hay. I don't want to give rides."

But Gray Pony said, "You may spend the day as you want to, but as for me, I want to run. I want to give Master a ride."

Just then the master came to the barnyard and said, "Piggy Wig, you may eat and sleep all day. Red Hen, go to the garden and you will find something to eat there. White Cow, go to the meadow and you will find hay there. Gray Pony, come to me and we will go to see a sick girl who lives far, far away." For Gray Pony's master was a doctor, and he wanted to make the sick girl well.

Then the master saddled Gray Pony and jumped upon his back. Away they went galloping, galloping, galloping, and by and by they came to the home of the sick girl.

The master went into the house and left Gray Pony waiting patiently at the gate. Before long the master came back to Gray Pony and said, "We helped the sick girl and soon she can go out to play. You are a good pony. Now we can go home."

Gray Pony was so happy that he tossed his head and neighed. When the master jumped upon his back, away he went galloping back to the barnyard. He found all the other barnyard folk waiting to meet him.

"Cluck, cluck, Gray Pony!" said Red Hen. "I ate corn in the garden. What a good day I have had!"

"Moo, moo!" said White Cow. "What a good day I have had! I ate hay in the meadow."

"Woof, woof!" said Piggy Wig. "What a good sleep I have had! I had a good dinner, too."

Then Gray Pony said, "How happy I am! I have had a good day, too! I helped the little girl."

—FRANCES WELD DANIELSON.

Second Step—Dramatization.**Third Step—Sentence, Phrase, and Word Development: Phonetics.**

SENTENCES

Build sentences, using the words listed below.

PHRASES

a big barn yard	What a good day	Away they went
eat and sleep	far, far away	came back

WORDS

Sight

(Review)	meadow	master	jumped	helped
(New)	pony	sick	galloping	

Game No. 28, page 179.

Phonetic

(Review) hay good

PHONETICS (*Review*)

Game No. 40, page 181.

Fourth Step—Reading Lesson. (Primer, pages 124-128.)

SUGGESTIONS FOR SUPPLEMENTARY WORK (BARNYARD ANIMALS)

THE HORSE

I. Supplementary Stories.

- (1) "A Wise Old Horse," in *In the Child's World*, Milton Bradley Company.
- (2) "The Little Gray Pony," Maud Lindsay in *Mother Stories*, Milton Bradley Company.

- II. Conversation. Horse.
- III. Poems.
- IV. Song.
- V. Song Game. "The Little Pony," Hailmann in *Songs, Games, and Rhymes*, Milton Bradley and Company.
- VI. Occupations. (a) Free-hand cutting of horse. (b) Fold wagon.

THE COW

- I. Supplementary stories.
 - (1) "Imgard's Cow," Maud Lindsay in *More Mother Stories*, Milton Bradley Company.
 - (2) "Patsy the Calf," Maud Lindsay in *More Mother Stories*, Milton Bradley Company.
 - II. Conversation. Cow.
 - III. Poem. "The Spotty Cow," Laura E. Richards in *Five Minute Stories*, Dana Estes and Company.
 - IV. Song. "Thank You, Pretty Cow," Hailmann in *Songs, Games, and Rhymes*, Milton Bradley Company.
 - V. Occupation. Free-hand cutting of cow and milk pails.
-

ALICE AND THE BIRD

First Step—The Oral Story.

The bright sun was up, shining, and it was time for all children to be up, too, but a little girl named Alice was still lying asleep in her bed. "Wake up! Wake up!" twittered the wee little, sweet little voice of a bird just outside her window. Little Alice popped her black eyes wide open

and listened. "Wake up, Little Girl! Wake up!" sang the bird. Then Little Alice hopped right out of her bed and ran to the open window to look out. There sat the little bird in a tree, twittering, "Wake up, Little Girl! Wake up!"

Alice dressed herself as quickly as she could, in a neat little blue frock, and ran down stairs to breakfast. After breakfast she took her doll and went to play with Patty. At first Alice and Patty played happily with the doll and had no end of fun. But by and by the sun grew hot, and the two little girls began to grow cross. When Alice was holding the doll, Patty cried, "I want the doll! Give it to me!" Then Alice held it tight in her arms and said, "No, I want it. It is my doll!" All at once Alice heard the wee little, sweet little voice of the bird singing, "Give up! Give up!" Alice looked up and there in the tree sat the little bird, twittering, "Give up! Give up!" "I hear you, Little Bird," said Alice. "I will give up! I will give up! Patty, you may have the doll." And Alice smiled and put the doll in Patty's lap. And after that, the two little girls played happily together until it was time for dinner.

When Alice went home to dinner she could not find her mother anywhere in the house. "Oh, where is Mother?" cried the little girl. "I want my dinner!" She felt so lonesome and hungry that two big tears rolled out of her black eyes and fell on her neat little blue frock. Just then she heard a wee little, sweet little voice twittering, "Cheer up! Cheer up!" "Thank you, Little Bird," said Alice, beginning to laugh. She looked up and there sat the bird in a tree, twittering, "Cheer up, Little Girl! Cheer up!" "I will cheer up! I will be happy!" said Alice. Then she ran to play with her black kitten. She sang merrily, and was happy while she waited for her mother.

By and by Alice's mother came home. After dinner she took Alice for a long ride. The happy little girl saw the blue sea and the yellow sand and the white daisy fields and the green woods. Then her mother put Alice to bed, but she was so wide awake thinking about the sea and the sand and the fields and the woods that her black eyes would not shut up. All at once she heard a wee little, sweet little voice twittering, "Shut them up, Little Girl! Shut them up!" This time Alice knew without looking that it was the same little bird that had been near her all day. So she called out from her snug little bed, "I will shut them up, Little Bird! Thank you for your cheery songs!" And soon she was fast asleep. How happy the little bird was! It had helped Alice all day.

—EMILY ROSE BURT in *Story-Telling Time*.

Second Step—Dramatization.**Third Step—Sentence, Phrase, and Word Development: Phonetics.**

SENTENCES

Build sentences, using the words listed below.

PHRASES

fast asleep	jumped out of her bed	cheer up
Wake up	Give up	shut them up

WORDS

Sight

(Review)	sang	saw	want
(New)	doll	cheer	

Phonetic

(Review)	wake	took	bed
(New)	shut		

Game No. 14, page 177.

PHONETICS (*ut*)

From *nut* develop *ut* and the following words:

shut but hut rut cut

Fourth Step—Reading Lesson. (Primer, pages 130-133.)

SILENT READING EXERCISE

Seat work in silent reading may well be given here, based on Card 19, New Set VII-A.

SUGGESTIONS FOR SUPPLEMENTARY WORK

See page 382.

DARK PONY

First Step—The Oral Story.

Once upon a time there was a pony named Dark, who took little people to Sleepytown every night. One night as Dark Pony was galloping along the road, he was stopped by a little boy named Noddy. Noddy said,

“Take me down
To Sleepytown.”

Then Noddy jumped upon Dark Pony’s back and away they went galloping, galloping, galloping.

Soon they came to a little girl whose name was Niddy. Niddy said,

“Let me go, too.
Take me with you!”

Dark Pony stopped galloping and Niddy jumped up behind Noddy. “Go, go, Dark Pony!” she said. Away they went galloping, galloping, galloping.

Soon they came to a white dog. The dog said,

“Bow-wow-wow!
Take me now!”

So Dark Pony waited while Noddy jumped down to get the dog, and tucked it right under his arm. Then he jumped upon the pony’s back and said, “Go, go, Dark Pony!” Away they went galloping, galloping, galloping.

Soon they came to a black cat, who cried,

“Mew, mew, mew!
Take me, too!”

When Dark Pony stopped galloping Niddy jumped down and picked up the black pussy. Then she jumped upon the pony and said, “Go, go, Dark Pony!” Away they went galloping, galloping, galloping.

By and by they came to a barn, and there on top of the barn was a red cock, crowing,

“Cock-a-doodle-doo!
Take me, too!”

When Dark Pony stopped for the Red Cock, Niddy said, “Come, Red Cock! You may sit behind me.” So Red Cock sat behind Niddy, and away they went, galloping, galloping, galloping.

Soon they came to the woods. All at once a little gray squirrel jumped out from behind a tree and called to them merrily,

"Can you see
A place for me?"

Now Gray Pony couldn't see, but Niddy could, and she said, "Yes, Gray Squirrel, I see a place for you. Sit by the red cock."

So the squirrel jumped up and sat by the red cock, and then Niddy said, "Go, go, Dark Pony!" Away they went galloping, galloping, galloping, galloping.

What a happy company they were as they went galloping on and on, each one in his own way singing a song. Soon the songs grew soft and low, and Dark Pony began to go very slowly.

At last Dark Pony stopped, for he had come to Sleepytown. All the eyes were shut. Niddy and Noddy and White Dog and Black Cat and Red Cock and Gray Squirrel were all fast asleep.

—FOLK TALE.

Second Step—Dramatization.

Third Step—Sentence, Phrase, and Word Development: Phonetics.

SENTENCES

Build sentences, using the words listed below.

PHRASES

Once there was	jumped up behind	sang and sang
Away they went	may sit behind me	were shut
Let me go	on and on	fast asleep

WORDS

Sight

(Review)	once	dark	Noddy	Niddy
(New)	Sleepytown			

Phonetic

(Review)	night	name	shut
----------	-------	------	------

Game No. 46, page 182.

PHONETICS (*Review*)

Fourth Step—Reading Lesson. (Primer, pages 134-140.)

Pages 136, 137, 138, 139, and 140 may well be used for silent reading.

For suggestions see pages 308, 316 of the Manual.

SILENT READING EXERCISE

Seat work in silent reading may well be given here, based on Card 20, New Set VII-A.

SUGGESTIONS FOR SUPPLEMENTARY WORK (SLUMBERLAND)

I. Supplementary Stories.

- (1) "Little Sleepy Head," Maud Lindsay in *A Story Garden*, Lothrop, Lee and Shepard.
- (2) "Lovely Moon," Maud Lindsay in *A Story Garden*, Lothrop, Lee and Shepard.

II. Conversation. Sleepytown and the Sandman.

III. Poem. "My Bed Is a Boat," Robert Louis Stevenson.

IV. Songs.

- (1) "Lullaby," Jessie L. Gaynor in *Songs of the Child World*, Part II, Church.
- (2) "Galloping" in *Lyric Music First Reader*, Scott, Foresman and Company.

V. Song Game. "Some Lullabies," Jessie L. Gaynor in *Songs of the Child World*, Part II, Church.

VI. Occupations.

- (a) Cut moon and stars.
- (b) Lesson 1. Silent Reading and Crayoning Cards, New Set VII-A, Card 19. To follow page 133 of the Primer.
Lesson 2. Card 20. To follow page 140 of the Primer.

SUMMARY OF PART FOUR

Phonetics

Vowels

ȳ

Consonants

t, k, j, p

Phonograms

ack	ear	ig	ōō	ound
ake	ed	ight	ood	out
ame	ee	ill	ook	ove
and	eep	ind	orn	ōw
ane	ell	ing	other	ōw
ate	en	it	o ld	ut
ay	et			

Endings

ing

ed

e (final)

Blends

cr

fl

sn

br

sl

gr

th (hard)

kn

tr

GENERAL SUMMARY OF PHONETICS

(Including Parts III and IV.)

Vowels

ō (264), * ē (253), ŷ (327)

Consonants

m (207), l (217), b (207), h (247), s (217), c (hard) (223), d (223), n (235), f (235), w (247), r (264), g (hard) (264), k (299), j (310), t (291), p (323).

Phonograms

ack (330)	ear (334)	ig (337)	ōō (291)	ound (334)
ake (321)	ed (346)	ight (355)	ood (330)	out (365)
ame (327)	ēē (306)	ill (358)	ook (355)	ove (310)
an (273)	eep (308)	ind (323)	orn (321)	ōw (247)
and (295)	ell (341)	ing (321)	other (367)	ōw (361)
ane (324)	en (334)	it (339)	ould (351)	ut (379)
at (235)	et (374)			
ate (346)				
ay (295)				

Endings

ing (339)	ed (296)	e (final) (324)	s (plural) (211)
-----------	----------	-----------------	------------------

Blends

br (355)	kn (365)	sh (252)	gr (295)	fl (327)
cr (330)	sn (361)	th (hard) (334)	tr (306)	sl (308)

* The number in parenthesis after each letter or phonogram gives the page on which the sound is taught.



