





ff 749.22  
~~ff 747.37 HEPPLEWHITE~~

A  
(RS) 7059

$\frac{7}{2}$

WITHDRAWN FROM STOCK  
OFFERED FOR SALE  
WITH ANY FAULTS BY  
CITY OF WESTMINSTER  
LIBRARIES

THE  
**CABINET-MAKER**  
 AND  
**UPHOLSTERER'S GUIDE;**  
 OR,  
**REPOSITORY OF DESIGNS**  
 FOR EVERY ARTICLE OF  
**HOUSEHOLD FURNITURE,**  
 IN THE NEWEST AND MOST APPROVED TASTE:

DISPLAYING  
 A GREAT VARIETY OF PATTERNS FOR

Chairs	Tea Caddies	Hanging Shelves
Stools	Tea Trays	Fire Screens
Sofas	Card Tables	Beds
Confidante	Pier Tables	Field Beds
Duchesse	Pembroke Tables	Sweep Tops for Ditto
Side Boards	Tambour Tables	Bed Pillars
Pedestals and Vases	Dressing Glasses	Candle Stands
Cellerets	Dressing Tables and Drawers	Lamps
Knife-Cases	Commodes	Pier Glasses
Desk and Book-Cases	Rudd's Table	Terms for Busts
Secretary and Book-Cases	Bidets	Cornices for Library
Library Cases	Night Tables	Cases, Wardrobes, &c. at large
Library Tables	Bacon Stands	Ornamented Tops for Pier
Reading Desks	Wardrobes	Tables, Pembroke Tables,
Chests of Drawers	Pot Cupboards	Commodes, &c. &c.
Urn Stands	Brackets	

In the PLAINEST and most ENRICHED STYLES; with a SCALE to each,  
 and an EXPLANATION in LETTER PRESS.

ALSO

**THE PLAN OF A ROOM,**  
 SHEWING THE PROPER DISTRIBUTION OF THE FURNITURE.

The Whole exhibiting near THREE HUNDRED different DESIGNS, engraved  
 on ONE HUNDRED and TWENTY-EIGHT PLATES:

FROM DRAWINGS

By A. HEPPLEWHITE and Co. CABINET-MAKERS.

---

THE THIRD EDITION, IMPROVED.

---

L O N D O N.

Published by I. and J. TAYLOR, at the ARCHITECTURAL LIBRARY,  
 No. 56, HOLBORN, opposite GREAT TURN-STILE.

MDCCXCIV.

Re-printed, and Published by B. T. BATSFORD, 94, High Holborn, London.

MDCCCXCVII.

## P R E F A C E.

**T**O unite elegance and utility, and blend the useful with the agreeable, has ever been considered a difficult, but an honourable task. How far we have succeeded in the following work it becomes not us to say, but rather to leave it, with all due deference, to the determination of the Public at large.

It may be allowable to say, we have exerted our utmost endeavours to produce a work which shall be useful to the mechanic, and serviceable to the gentleman. With this view, after having fixed upon such articles as were necessary to a complete suit of furniture, our judgment was called forth in selecting such patterns as were most likely to be of general use—in choosing such points of view as would shew them most distinctly—and in exhibiting such fashions as were necessary to answer the end proposed, and convey a just idea of English taste in furniture for houses.

English taste and workmanship have, of late years, been much sought for by surrounding nations; and the mutability of all things, but more especially of fashions, has rendered the labours of our predecessors in this line of little use: nay, at this day, they can only tend to mislead those Foreigners, who seek a knowledge of English taste in the various articles of household furniture.

The same reason, in favour of this work, will apply also to many of our own Countrymen and Artizans, whose distance from the metropolis makes even an imperfect knowledge of its improvements acquired with much trouble and expence. Our labours will, we hope,  
tend

## P R E F A C E.

tend to remove this difficulty ; and as our idea of the useful was such articles as are generally serviceable in genteel life, we flatter ourselves the labour and pains we have bestowed on this work will not be considered as time uselessly spent.

To Residents in London, though our drawings are all new, yet, as we designedly followed the latest or most prevailing fashion only, purposely omitting such articles, whose recommendation was mere novelty, and perhaps a violation of all established rule, the production of whim at the instance of caprice, whose appetite must ever suffer disappointment if any similar thing had been previously thought of ; we say, having regularly avoided those fancies, and steadily adhered to such articles only as are of general use and service, one principal hope for favour and encouragement will be, in having combined near three hundred different patterns for furniture in so small a space, and at so small a price. In this instance we hope for reward ; and though we lay no claim to extraordinary merit in our designs, we flatter ourselves they will be found serviceable to young workmen in general, and occasionally to more experienced ones.



# I N D E X

TO

## A R T I C L E S.

*Plates*

- 1 CHAIRS
- 2 Ditto
- 3 Ditto
- 4 Ditto
- 5 Ditto
- 6 Ditto
- 7 Ditto
- 8 Ditto
- 9 Ditto
- 9\* Ditto
- 10 Cabriole Chairs
- 11 Ditto
- 12 Chair-backs
- 13 Ditto
- 14 Hall Chairs
- 15 Saddle Cheek Chair  
Gouty Stool
- 16 Stools
- 17 Ditto
- 18 Window Stools
- 19 Ditto
- 20 Ditto
- 21 Sofa
- 22 Ditto
- 23 Ditto
- 24 Ditto
- 25 Ditto
- 26 Ditto
- 27 Confidante
- 28 Duchesse
- 29 Sideboard
- 30 Ditto
- 31 Ditto

*Plates*

- 32 Sideboard
- 33 Ditto
- 34 Ditto
- 35 and 36, Pedastals and Vases
- 37 Cellerets
- 38 Knife Cases
- 39 Vase Ditto
- 40\* Designs for Doors for Book Cases, &c.
- 40 Desk and Book-Case
- 41 Ditto
- 42 Ditto
- 43 Secretary and Book-Case
- 44 Ditto
- 45 Library Case
- 46 Ditto
- 47 Ditto
- 48 Ditto
- 49 and 50, Library Tables
- 51 Reading Desks
- 52 Chests of Drawers
- 53 Double Chest of Drawers
- 54 Ditto
- 55 and 56 Urn Stands
- 57 and 58, Tea Caddies and Chests
- 59 Tea Trays
- 60 Card Tables
- 61 Ornamented Tops for ditto
- 62 Pembroke Tables
- 63 Ornamented Tops for ditto
- 64 Pier Tables
- 65 Ditto
- 66 Ornamented Tops for ditto
- b

67 Tambour


# I N D E X.

*Plates*


- 67 Tambour Writing Table
- 68 Tambour Table
- 69 Ditto and Book-Cafe
- 70 and 71, Dressing Glasses
- 72 and 73, Ladies' Dressing Tables
- 74 and 75, Dressing Drawers
- 76 Two Ditto
- 77 Commode Dressing Table
- 78 Commode
- 78\*Ornamented Tops for Dressing Tables  
and Commodes
- 79 Rudd's Table
- 80 Shaving Tables
- 81 Bidet Shaving Table  
Night Table
- 82 Night Tables
- 83 Bidet  
Bafon Stand
- 84 Bafon Stands
- 85 Wardrobe
- 86 Ditto
- 87 Ditto
- 88 Ditto
- 89 Pot Cupboards
- 90 and 91, Brackets
- 92 Hanging Shelves

*Plates*

- 93 Pole Fire Screens
- 94 House Fire Screens
- 95 Design for a Bed
- 96 Ditto
- 97 Ditto
- 98 Ditto
- 99 Ditto
- 100 Ditto
- 101 Ditto
- 102 and 103, Field Beds
- 104 Sweep Tops for ditto
- 105 and 106, Bed Pillars
- 107 Cornices for Beds and Windows
- 108 Ditto
- 109 Ditto
- 110 and 111, Candle Stands
- 112 Lamps
- 113, 114, 115, Girandoles
- 116, 117, 118, Pier Glasses
- 119, and 120, Terms for Busts
- 121 Cornices at large
- 122 Cornices and Bases at large
- 123 Sur-bases at large
- 124 and 125, Plan of a Room, shewing the  
proper Distribution of the Fur-  
niture.



THE  
CABINET-MAKER  
AND  
UPHOLSTERER'S GUIDE, &c.



CHAIRS.

THE general dimension and proportion of chairs are as follow :  
Width in front 20 inches, depth of the seat 17 inches, height  
of the seat frame 17 inches ; total height about 3 feet 1 inch.

Other dimensions are frequently adapted according to the size of  
the room, or pleasure of the purchaser.

Chairs in general are made of mahogany, with the bars and frame sunk in a hollow, or rising in a round projection, with a band or list on the inner and outer edges. Many of these designs are enriched with ornaments proper to be carved in mahogany as the designs A B, plates 1, 2, &c.

Mahogany chairs should have the seats of horse hair, plain, striped, checquered, &c. at pleasure, or cane bottoms with cushions, the cases of which should be covered with the same as the curtains.

For chairs, a new and very elegant fashion has arisen within these few years, of finishing them with painted or japanned work, which gives a rich and splendid appearance to the minuter parts of the ornaments, which are generally thrown in by the painter. Several of these designs are particularly adapted to this style, which allows a frame-work less massy than is requisite for mahogany; and by affording the prevailing colour to the furniture and light of the room, affords opportunity, by the variety of grounds which may be introduced, to make the whole accord in harmony, with a pleasing and striking effect to the eye. Japanned chairs should have cane bottoms, with linen or cotton cases over cushions to accord with the general hue of the chair.

Plate 9.\* Two designs for chairs with cane bottoms; these may be of mahogany or japanned, and should have cushions of linen, leather, &c.

#### CHAIRS WITH STUFFED BACKS

ARE called cabriole chairs. The designs E F plate 10 are of the newest fashion; the arms to F, though much higher than usual, have  
 been

been executed with good effect for his Royal Highness the Prince of Wales. The designs, plate 11, are also quite new.

Plate 12, 13, exhibit twelve designs for chair backs, proper to be executed in mahogany or japan; some of them applicable to the more elegant kind of chairs with backs and seats of red or blue morocco leather, in these backs which are sometimes made a little circular, are frequently inserted medallions, printed or painted on silk of the natural colours; when the backs and seats are of leather they should be tied down with tassels of silk or thread as shewn in several of the preceding designs.

#### HALL CHAIRS.

PLATE 14 shews three designs for hall chairs, which are made all of wood, either carved or painted. The designs with vase backs are new, and have been much approved.

Plate 15 shews a design for a *Saddle Check*, or easy chair; the construction and use of which is very apparent: they may be covered with leather, horse-hair; or have a linen case to fit over the canvass stuffing as is most usual and convenient.

On the same plate is shewn the mechanism of a *Gouty Stool*; the construction of which, by being so easily raised or lowered at either end, is particularly useful to the afflicted.

STOOLS.

## S T O O L S.

PLATES 16, 17, shew four designs for stools; the frame-work for which may be of mahogany, or japanned, as most agreeable; or to match the suit of chairs, and of consequence should have the same sort of covering. The design O, plate 17, is proper for a dressing or music stool.

## W I N D O W S T O O L S.

TWO designs are shewn on plate 18, proper for mahogany or japan, covered with linen or cotton to match the chairs. Plate 19, two more designs; the upper one is applicable to japan-work, with striped furniture; the under one of mahogany, carved, with furniture of an elegant pattern festooned in front, will produce a very pleasing effect. Plate 20. These two designs are peculiarly adapted for an elegant drawing-room of japanned furniture; the covering should be of taberry or morine, of a pea-green, or other light colour.

The size of window stools must be regulated by the size of the place where they are to stand; their heights should not exceed the seats of the chairs.

## S O F A S.

PLATES 21, 22, 23, 24, present four designs for sofas; the wood-work of which should be either mahogany or japanned, in accordance to the chairs; the covering also must be of the same.

The dimensions of sofas vary according to the size of the room and pleasure of the purchaser. The following is the proportion in general

ral

ral use : length between 6 and 7 feet, depth about 30 inches, height of the seat frame 14 inches ; total height in the back 3 feet 1 inch.

Plate 25 shews a design for a sofa of the newest fashion ; the frame should be japanned, with green on a white ground, and the edges gilt ; the covering of red Morocco leather.

Plate 26 is a design for a bar-back sofa : this kind of sofa is of modern invention ; and the lightness of its appearance has procured it a favourable reception in the first circles of fashion. The pattern of the back must match the chairs ; these also will regulate the sort of frame-work and covering.

#### C O N F I D A N T E.

THIS piece of furniture is of French origin, and is in pretty general request for large and spacious suits of apartments. An elegant drawing-room with modern furniture, is scarce complete without a confidante : the extent of which may be about 9 feet, subject to the same regulations as sofas. This piece of furniture is sometimes so constructed that the ends take away and leave a regular sofa : the ends may be used as Barjier chairs.

#### D U C H E S S E.

This piece of furniture also is derived from the French. Two Barjier chairs, of proper construction, with a stool in the middle, form the duchesse, which is allotted to large and spacious anti-rooms : the covering may be various, as also the frame-work, and made from 6 to 8 feet long.

The stuffing may be of the round manner as shewn in the drawing or low-stuffed, with a loose squab or bordered cushion fitted to each part; with a duplicate linen cover to cover the whole, or each part separately. Confidantes, Sofas, and Chairs may be stuffed in the same manner.

### S I D E B O A R D S.

THE great utility of this piece of furniture has procured it a very general reception; and the conveniencies it affords render a dining-room incomplete without a sideboard. Of those with drawers, we have given two designs; the first, on plate 29, shews the internal construction and conveniencies of the drawers; the right hand drawer has partitions for nine bottles, as shewn in the plan; the partition is one inch and a half from the bottom; behind this is a place for cloths or napkins the whole depth of the drawer.

The drawer on the left hand has two divisions, the hinder one lined with green cloth to hold plate, &c. under a cover; the front one is lined with lead for the convenience of holding water to wash glasses, &c.---there must be a valve-cock or plug at the bottom, to let off the dirty water; and also in the other drawer, to change the water necessary to keep the wine, &c. cool; or they may be made to take out. The long drawer in the middle is adapted for table linen, &c.

Plate 30 shews a different design on the same construction.

They are often made to fit into a recess; but the general custom is to make them from 5 and a half to 7 feet long, 3 feet high, from 28 to 32 inches wide.



Plates 31, 32, 33, 34, are designs for sideboards without drawers; the ornaments to the fronts of which may be carved, painted, or inlaid with various coloured woods.

### P E D E S T A L S A N D V A S E S

ARE much used in spacious dining-rooms, where the last-described kind of sideboards are chosen; at each end of which they are placed. One pedestal serves as a plate-warmer, being provided with racks and a stand for a heater; and is lined with strong tin; the other pedestal is used as a pot cupboard.

The vases may be used to hold water for the use of the butler, or iced water for drinking, which is inclosed in an inner partition, the ice surrounding it; or may be used as knife-cases (see plate 39), in which case they are made of wood, carved, painted, or inlaid; if used for water may be made of wood or of copper japanned. The height of the pedestal is the same as the sideboard, and 16 or 18 inches square; the height of the vase about 2 feet 3 inches.

### C E L L E R E T S,

CALLED also *gardes de vin*, are generally made of mahogany, and hooped with brass hoops lacquered; the inner part is divided with partitions, and lined with lead for bottles; may be made of any shape. These are of general use where sideboards are without drawers; the proportion may be known by applying the scale.

## KNIFE-CASES.

THE univerfal utility of this piece of furniture renders a particular defcription not neceffary. Those on plate 38 may be made of mahogany inlaid, or of fatin, or other wood at pleafure.

Four defigns for *Vafe knife-cases* are given on plate 39: they are ufually made of fatin or other light-coloured wood, and may be placed at each end on the fideboards, or on a pedeftal; the knives, &c. fall into the body of the vafe, the top of which is kept up by a fmall fpring which is fixed to the ftem which fupports the top; may be made of copper, painted and japanned.

## DESK AND BOOK-CASE.

THIS article of furniture affords a great variety of patterns. The three defigns here given will fhew their general appearance.

Deſks and book-caſes are ufually made of good mahogany; the drawers and internal conveniencies admit of much variation. The defigns fhew three different ways of making them: the patterns of the book-caſe doors may alſo be very much varied. On plate 40 are fhewn four defigns for doors, which will apply to any of the following defigns. On the top, when ornamented, is placed between a ſcroll of foliage, a vafe, buſt, or other ornament, which may be of mahogany, or gilt, or of light-coloured wood.

The dimensions of this article, will in general, be regulated by the height of the room, the place where it muſt ſtand, or the particular uſe to which it is deſtined. The following are the general proportions;

tions ; length 3 feet 6 inches, depth 22 inches, height of desk 3 feet 2 inches, including 10 inches for the inside of the desk ; total height about six feet ; depth of Book-case about 12 inches.

### SECRETARY AND BOOK-CASES

HAVE the same general use as the former article ; they differ in not being sloped in front. The accommodations therefore for writing are produced by the face of the upper drawer falling down by means of a spring and quadrant, which produces the same usefulness as the flap to a desk. To one design are drawers---the other has doors, within which are sliding shelves for clothes, &c. like a wardrobe.

### LIBRARY CASES.

PLATES 45, 46, 47, 48, shew four different designs for Library-cases, which are usually made of the finest mahogany ; the doors of fine waved or curled wood. May be inlaid on the pannels, &c. with various coloured woods. The ornamental fast bars are intended to be of metal, which painted of a light colour, or gilt, will produce a light pleasing effect.

To each of these designs, the drawer in the middle is intended for a secretary drawer, with wardrobe shelves under.

Various proper designs at large, for *Corrises*, *Plinths*, and *Base Mouldings*, for this and the two former articles, are given at the end of this book.

The dimensions of this article will depend entirely upon the place where it must stand.

### LIBRARY TABLES.

THREE designs are given on Plates 49, 50, for Library Tables, which are generally made of mahogany, covered on the top with leather or green cloth. Plate 49 shews a front with cupboards for books, papers, &c. ; the other side has drawers which run half-way back ; the dimensions in use are from 3 to 4 feet long, by 3 feet deep.

### READING DESKS.

PLATE 51 shews two different kinds of Reading Desks ; the mechanism and use of which are clearly shewn in the drawings. The desk may be raised by means of the staff which slides in the stem, and is fixed by the screw at the top.

### DRAWERS.

*Chests of Drawers.* Two designs are here shewn for this article, which admits of little variation or ornament ; general dimensions 3 feet 6 inches long, by 20 inches deep.

*Double Chests of Drawers.* Two designs for these are here shewn ; to the latter one is given fluted pilasters at the angles ; these may have the same depth as the former ones, and height 5 feet 6 inches.

## URN STANDS.

SIX designs for this article are here shewn, with their plans and proper enrichments, which may be inlaid of various coloured woods, or painted and varnished. The black line on the plan marks the slide, which draws out to set the tea-pot on; their height may be about 26 inches.

## TEA-CHESTS AND CADDIES.

FOR these articles six designs are here shewn, with their plans. The ornaments may be inlaid with various coloured woods, or painted and varnished.

## TEA TRAYS.

FOR Tea Trays a very great variety of patterns may be invented; almost any kind of ornament may be introduced. Several very good and proper designs may be chosen from the various kind of inlaid table tops which are given in this book. Four designs for this article are here shewn with the inner borders. Tea Trays may be inlaid of various coloured woods, or painted and varnished. This is an article where much taste and fancy may be shewn.

## TABLES.

TABLES are of various kinds, adapted to the several uses for which they are intended: in general, Tables are made of the best mahogany. Their size very various; but their height should not exceed 28 inches.

*Card*

*Card Tables* may be either square, circular or oval : the inner part is lined with green cloth ; the fronts may be enriched with inlaid or painted ornaments ; the tops also admit of great elegance in the same styles. Plate 61 shews four designs proper for inlaid or painted *tops* for Card Tables.

*Pembroke Tables* are the most useful of this species of furniture : they may be of various shapes. The long square and oval are the most fashionable. These articles admit of considerable elegance in the workmanship and ornaments. The designs on Plate 63 are proper for *tops*, inlaid, or painted and varnished.

*Pier Tables* are become an article of much fashion ; and not being applied to such general use as other Tables, admit, with great propriety, of much elegance and ornament. Four designs for Pier Tables are shewn, with their proper ornaments ; and also four designs for *tops*, which shew as many various plans.

The height of *Pier Tables* varies from the general rule, as they are now universally made to fit the pier, and rise level with or above the dado of the room, nearly touching the ornaments of the glass : if the latter, the top fits close to the wall.

*Tambour Writing Table* is a very convenient piece of furniture, answering all the uses of a desk, with a much lighter appearance. Plate 67 shews a design with two drawers, and the reids thrown back. Plate 68 is another design, with four long drawers, with a slide to write on : the flap in which lifts up, and may be adjusted to any height by means of the foot or stop behind.

Plate 69 shews a design for one with a *book-case* on it; the doors to which are intended to be made of, and ornamented with, metal frames; these painted of a light, or various colours, produce a lively and pleasing effect. The reeds are here drawn forward to shew the appearance when shut.

### DRESSING APPARATUS.

*Dressing Glasses.* Four designs are here shewn of different plans; the ornaments to which may be inlaid with various coloured woods, or painted and varnished.

*Ladies' Dressing Tables.* Four designs, of various constructions and conveniencies, are here shewn; the partitions or apartments in which are adapted for combs, powders, essences, pin-cushions, and other necessary equipage. The glasses rise on hinges in the front, and are supported by a foot, affixed in the back; may be made of mahogany or other inferior wood.

*Dressing Drawers.* Plate 74 shews a design for this article; the top drawer in which contains the necessary dressing equipage; the others are applicable to common uses.

Plate 75 is a design for one with a slide. Plate 76 shews two more designs, of different forms, in the fronts.

Plate 77 is a design for one with a *serpentine front*; the drawers to which are elegantly ornamented with inlaid or painted work, which is applied with great beauty and elegance to this piece of furniture.

Some made of fatin wood, with the ornaments of fuitable colours, have produced a most pleasing and agreeable effect.

Plate 78. Design for a *Commode*, enriched with painted or inlaid work. This piece of furniture is adapted for a drawing-room; within are shelves which answer the use of a closet or cupboard---may have one principal door in the front, or one at each end; are made of various shapes, and being used in principal rooms, require considerable elegance. The pannels may be of fatin wood, plain, or inlaid; the top and also the border round the front, should be inlaid.

The tops to these two last articles are frequently enriched with inlaid or painted work: three designs for which are here given on Plate 78\*.

*Rudd's Table, or Reflecting Dressing Table.* This is the most complete dressing table made, possessing every convenience which can be wanted, or mechanism and ingenuity supply. It derives its name from a once popular character, for whom it is reported it was first invented. The middle drawer of this table slides by itself---the two end drawers are framed to the slide A, and fasten at the catch B; and when disengaged, each drawer swings horizontally on a centre pin at C, and may be placed in any station as shewn in the drawing. The glasses turn upward, and are supported by a spring at the bottom of the quadrant, which pushed in, they fall down and slide under with the two end drawers. They also swing on the pins D D. E is a slide covered



vered with green cloth for writing on ; F the bolt of the lock, which shoots into the lower rail.

*Shaving Tables.* Two different kinds are here shewn ; the tops of which turn over on each side ; the glafs to each draws up in the back, and is supported by a spring stop ; the situation of the glafs is regulated by a foot in the back ; within the doors is a place for water bottles, &c. The drawer is designed to hold napkins, &c. ; are made of mahogany.

Plate 81 presents a *Dressing* or *Shaving Table*, with the usual conveniencies ; and also a *Bidet*, which draws out and is supported by half-legs : this is on a new construction, and has been much approved for its use and conveniencies.

The glafs to this or other similar piece of furniture may be made with the face to turn inwards by means of a groove on each side, in which runs a pin fixed to the top of the glafs, which, if run up the grooves, will throw the face of the glafs outwards. A foot may be fixed in the top of the table to regulate the situation of the glafs.

*Night Tables.* Plate 81 shews a design for one, with a tambour front ; the seat of which draws out, and is supported by half-legs : Two more designs are given on Plate 82 of different constructions.

*Bidet* Plate 83 shews the form of a common Bidet.

*Basin Stands.* A design for a new one, Plate 83, on a triangular plan. This is a very useful shape, as it stands in a corner out of the way.

Plate 84 shews three designs for Bafon-stands of different constructions and various conveniencies.

### W A R D R O B E S.

THIS is an article of considerable consequence, as the conveniencies experienced in their use make them a necessary piece of furniture ; they are usually made plain, but of the best mahogany. Plate 85 shews a design with three drawers. Plate 86. Here the doors are shewn open, by which means the form and conveniencies of the sliding-shelves are plainly discovered. Plates 87, 88, shew a variation in two more designs. The dimensions may be 4 feet long, 22 inches deep, 5 feet 6 inches high or more.

### P O T - C U P B O A R D S.

THREE designs are here shewn for pot-cupboards ; an article of much use in bed-chambers, counting-houses, offices, &c. : the door in front swings on hinges at the side.

### B R A C K E T S.

FOR Brackets here are six designs on Plates 90, 91. The open form of the three first, marked A, is particularly applicable to place lights on. Some of very large dimensions (6 or 7 feet high) have been made in this manner, for placing patent lamps on in the large subscription room at Newmarket : these should be of burnished gold. The three on Plate 91 are better calculated for clocks, Busts, &c. These may be of mahogany or gilt.

HANGING

HANGING SHELVES.

TWO designs, with different patterns for fret-work, are given. These are often wanted as *Book-shelves* in closets or Ladies' rooms: they also are adapted to place *China* on; should be made of mahogany.

FIRE-SCREENS.

*Pole Fire Screens* are here represented in three designs on Plate 93. The Screens may be ornamented variously, with maps, Chinese figures, needle-work, &c. The screen is suspended on the pole by means of a spring in the eye, through which the pole goes; the feet of the two outer ones are loaded with lead to keep them steady, may be made of mahogany, but more frequently of wood japanned.

*Horse Fire Screens.* The frame-work to these should be of mahogany; the screen may be covered with green silk, needle-work, &c. at pleasure. The screen slides in grooves in the inner side of the uprights, and is suspended by the weights, which are shewn on the outside; and are connected to the screen by a line which passes over a pulley in the top of the frame.

The screen to the second design is suspended by a weight at the end of the ribbon, which runs over the top bar on one side.

B E D S.

ARE an article of much importance, as well on account of the great expence attending them, as the variety of shapes, and the high degree of elegance which may be shewn in them.

F

They

They may be executed of almost every stuff which the loom produces. White dimity, plain or corded, is peculiarly applicable for the furniture, which, with a fringe with a gymp head, produces an effect of elegance and neatness truly agreeable.

The Manchester stuffs have been wrought into Bed-furniture with good success. Printed cottons and linens are also very suitable; the elegance and variety of patterns of which, afford as much scope for taste, elegance, and simplicity, as the most lively fancy can wish. In general, the lining to these kinds of furniture is a plain white cotton. To furniture of a dark pattern, a green silk lining may be used with a good effect. From the designs, Plate 98, we have been informed, a bed, with little variation, has been made of dove-colour'd satin curtains, with a lining of green silk.

In state-rooms, where a high degree of elegance and grandeur are wanted, beds are frequently made of silk or satin, figured or plain, also of velvet, with gold fringe, &c.

The *Vallance* to elegant beds should always be gathered full, which is called a *Petticoat Vallance*. The *Cornices* may be either of mahogany carved, carved and gilt, or painted and japanned. The *Ornaments* over the cornices may be in the same manner; carved and gilt, or japanned, will produce the most lively effect.

*Arms*, or other ornaments to *Stuffed Head Boards*, should be carved in small relief, gilt and burnished. The *Pillars* should be of mahogany, with the enrichments carved.

Plate 95. Design for a Bed. The Vallance to this bed is tied up  
in

in festoons. The Cornice of mahogany, may come so low as to hide the curtain-rods.

Plate 96. To this design the Cornice will look well japanned. The curtain to this bed is drawn up and fastened by lines at the head, or with a loop and button.

Plate 97. This design has a sweep top: the ornaments and cornice may be of mahogany, or gilt. To this bed is added a stuffed head-board, with ornaments and drapery over it. The drapery may be the same as the furniture or the lining: the ornaments gilt; the *head-board* is stuffed, and projects like as the back of a sofa. The addition of stuffed head-boards gives an elegant and high finish to the appearance of beds. The curtains here are drawn up in double drapery, and fastened by lines at the head.

Plate 98. This design has a Venetian or waggon top; the ornaments on which, with the cornice, may be japanned; the pending ornaments under the cornice are intended to act and serve as a Valance; may be either gilt or japanned. The bases are enriched with festooned drapery.

Plate 99. Design for a Bed, with a low dome-top, and projecting front. The cornice and ornaments to this design should be gilt. The arms to the head-board, if cut in low relief by a skilful workman, and gilt, will have a lively effect.

Plate 100. To this design a dome-top is given: the inner part  
of

of which may be in the same form; the cornice and enrichments of gold burnished in parts. The curtains to this bed are festooned by lines which draw at the head. This design is proper for satin or velvet furniture.

Plate 101. Design for a bed with a square dome-top. The inner part in the same manner. The cornice will look well japanned or gilt. The vallance to this bed is enriched with festooned drapery. In this design the effect of a stuffed head-board and drapery are completely shewn.

*Field Beds.* Two designs are here given, which shew the manner of hanging the furniture, and placing the ornaments.

Plate 104 shews the various *sweeps* or *shapes* in which Field Bed-tops may be made.

*Prefs Beds.* Of these we have purposely omitted to give any designs: their general appearance varying so little from wardrobes, which piece of furniture they are intended to represent, that designs for them were not necessary. The Wardrobe, Plate 85, has all the appearance of a Prefs-Bed; in which case the upper drawers would be only sham, and form part of the door which may be made to turn up all in one piece, and form a tester; or may open in the middle, and swing on each side; the under-drawer is useful to hold parts of the bed-furniture; may be 5 feet 6 inches high, and 4 feet wide.

## B E D P I L L A R S.

PLATES 105, 106, contain eight different designs for Bed Pillars. The feet to three designs; on Plate 106, are called Term Feet; and are intended to be shewn when the bed is complete, as in Plate 100, &c.

## C O R N I C E S F O R B E D S O R W I N D O W S.

NINE designs for Cornices, which are suitable for Beds or Windows, are here shewn: these may be executed in wood painted and japanned, or in gold. A mixture of these two manners produces an elegant and grand effect. The foliage may be gilt, and the groundwork painted: or, the reverse, the designs marked CFG are intended to be all gilt—with parts matted and burnished.

## C A N D L E S T A N D S.

THESE are very useful in large suits of apartments, as the light may be placed in any part at pleasure—in drawing-rooms, in halls and on large stair-cases, they are frequently used. These designs may be executed in mahogany or wood japanned. The branches to the designs, Plate 110, should be of lacquered brass.

G

LAMPS.

## L A M P S.

FOUR designs are here given, as necessary to complete a suit of furniture. The ornaments are of brass-work—the square one may be wrought in mahogany.

## G I R A N D O L E S.

THIS kind of ornament admits of great variety in pattern and in elegance: they are usually executed of the best carved work—gilt and burnished in parts. They may be carved, and coloured suitable to the room. The star in the design, Plate 113, is intended to be of cut glass, either white or coloured.

## P I E R   G L A S S E S.

FOR Glasses, a great variety of patterns may be invented. The frames to Glasses are almost invariably of good carved work, gilt and burnished. Six designs for square glasses are here shewn, which is the shape most in fashion at this time: they should be made nearly to fill the pier. Plate 118 contains two designs for Glasses of the newest fashion, proper to be placed over Chimney Pieces, Sofas, &c. they must be fixed very low. The pannels of the sides are frequently made of various coloured glass.

## T E R M S   F O R   B U S T S

ARE generally made of mahogany, with the ornaments carved; their height must be regulated by the subject they are intended to support.



support. The height, for a Bust as large as life, is between 3 and 4 feet.

CORNICES, BASE, and SUR-BASE MOULDINGS  
for *Library-Cases, Book-Cases, Wardrobes, &c. at large*

PLATE 121 contains seven designs for *Cornices at large*, with a scale to shew the exact measurement of the several mouldings. In general, Cornices for these purposes are wrought of all mahogany. We have known the ornaments in the frieze, inlaid with various coloured woods, or painted, produce a good effect. Plate 122 contains four more designs for *Cornices*, and six Designs for *Base Mouldings*. Plate 123 contains eleven designs for *Sur-base Mouldings*.

Having gone through a complete series or suit of Household Furniture, we were strongly advised to draw out a plan, which should shew the manner of properly disposing of the same: with this intent, aided by the advice of some experienced friends, we here shew, at one view, the necessary and proper furniture for a *Drawing-room*, and also for a *Dining-room* or *Parlour*, subject to the following variations:

If the object of this plan was a *Drawing-room* only—on each side the chimney-piece there should be a sofa, and on the opposite side, instead of a sofa, should be a confidante: the side-board also should be removed, and an elegant commode substituted in the place; the remaining space may be filled up with chairs.

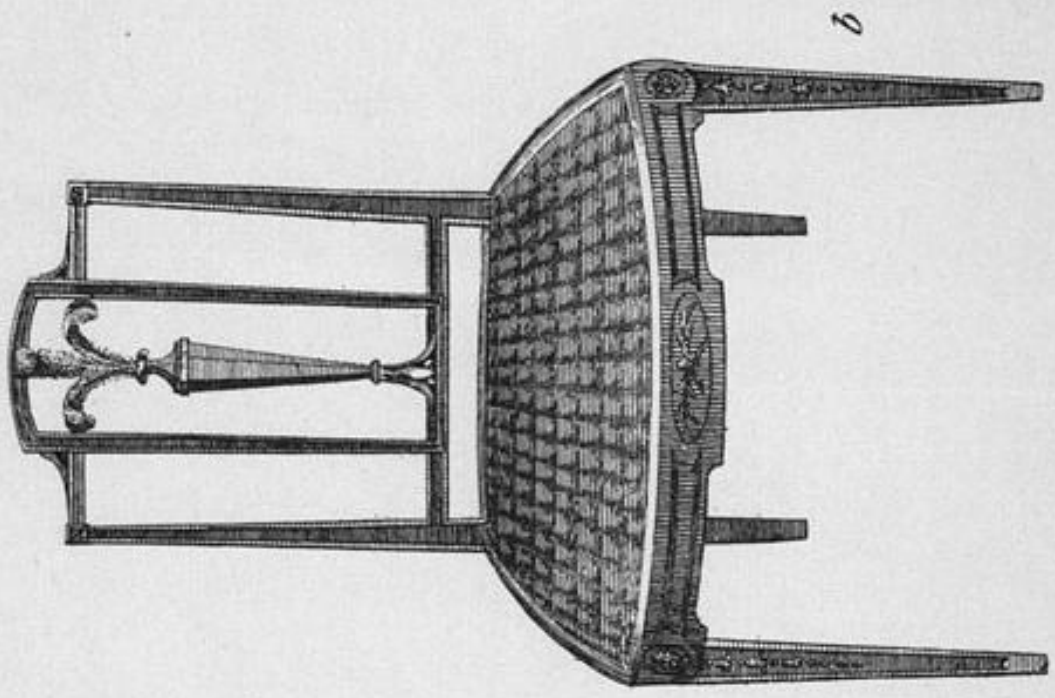
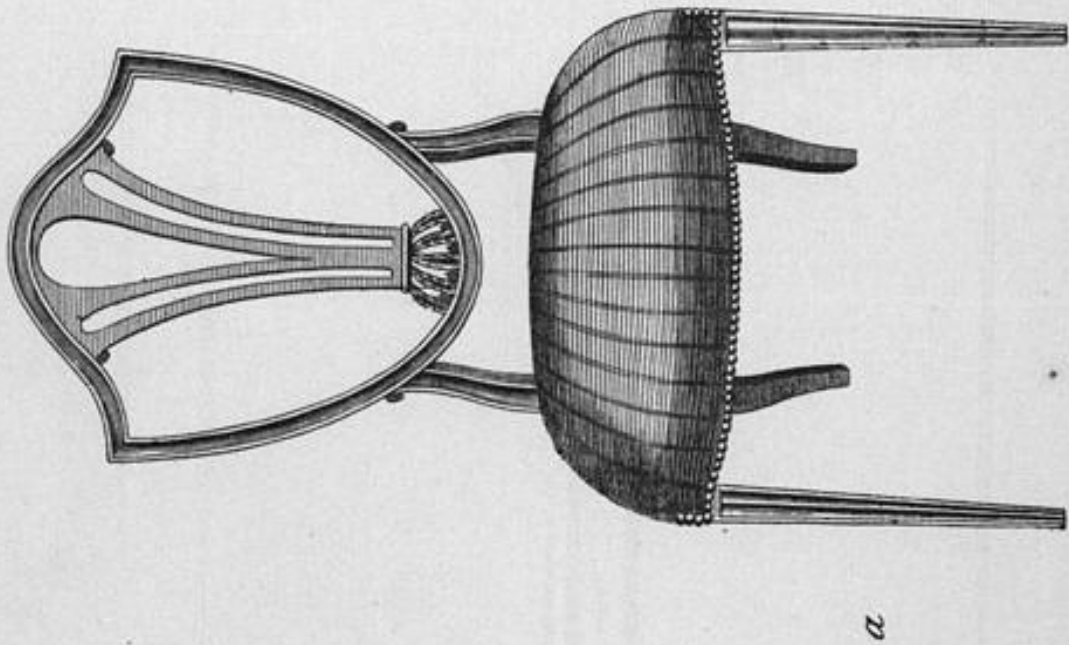
For a *Dining-room*, instead of the Pier-tables, should be a set of dining-tables: the rest of the furniture, and the general ordonnance of  
the

the room is equally proper, except the glafs over the fofa, which might be omitted: but this is mere opinion, many of the Dining Parlours of our firft nobility having full as much glafs as is here fhewn.

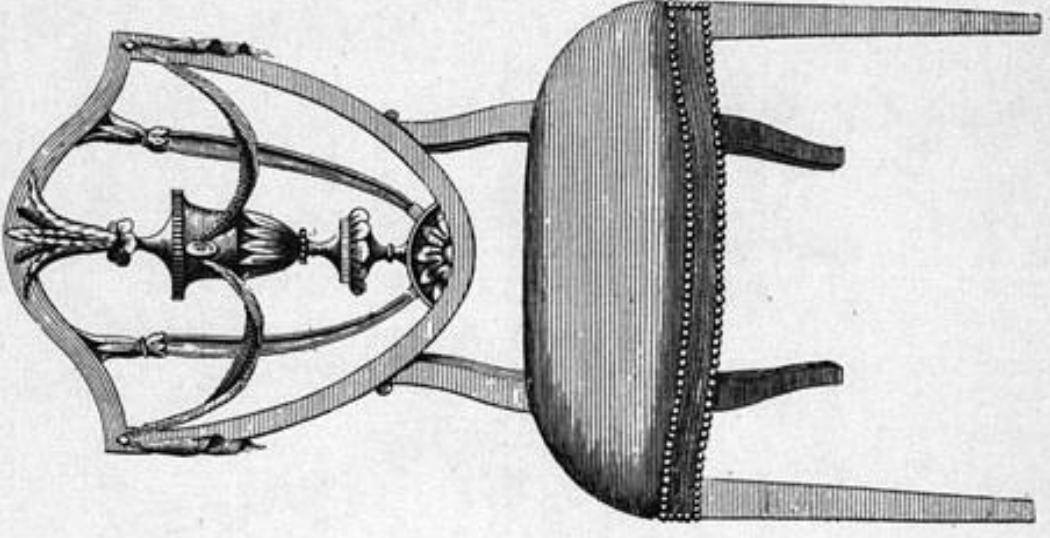
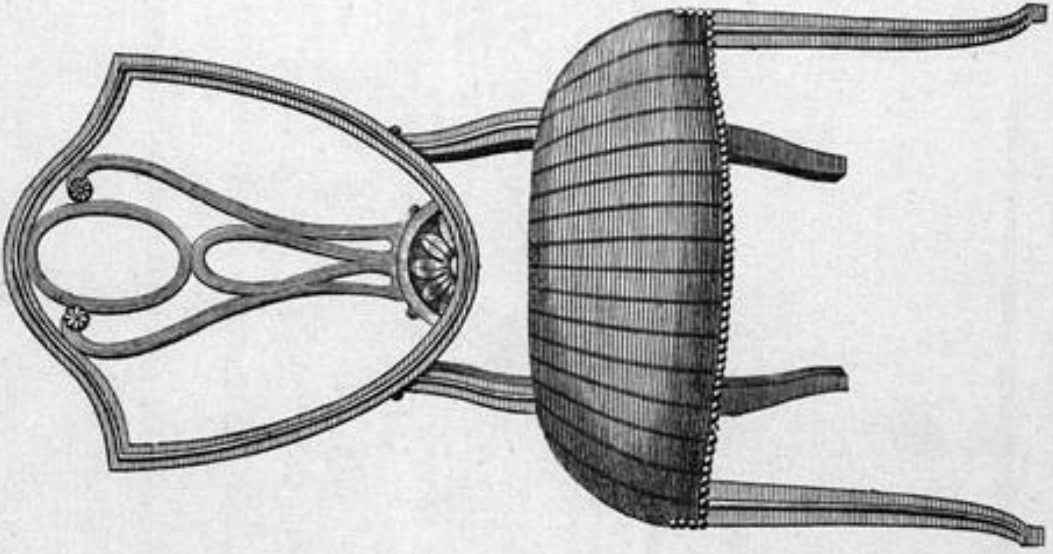
The proper furniture for a Drawing-room, and for a Dining-room or Parlour, being thus pointed out, it remains only to obferve, that the general appearance of the latter fhould be plain and neat, while the former, being confidered as a State-room, fhould poffefs all the elegance embellifhments can give.

F I N I S.

*Chairs.*

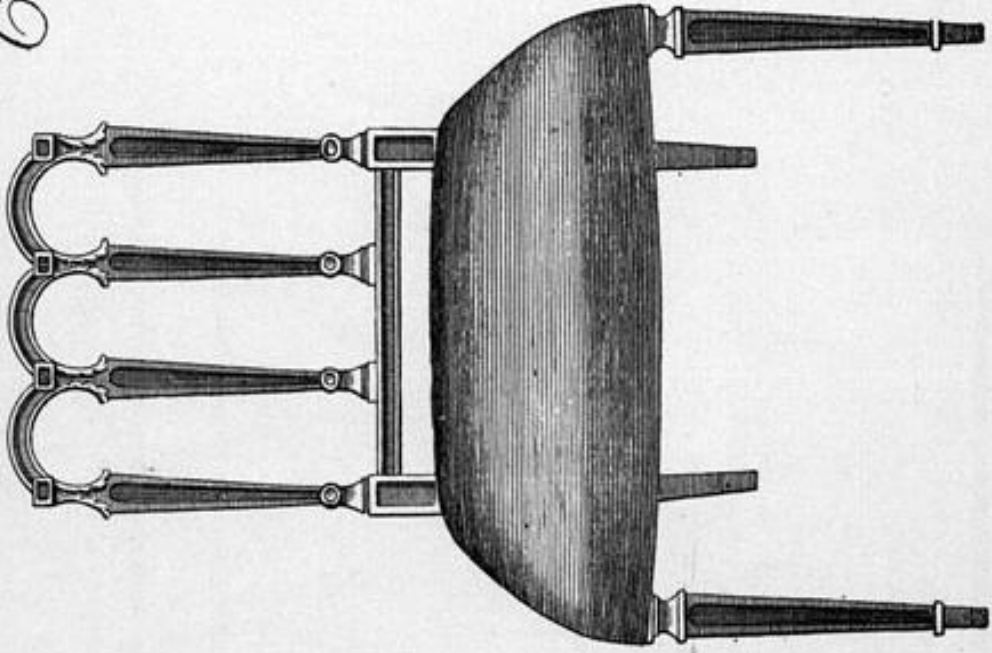
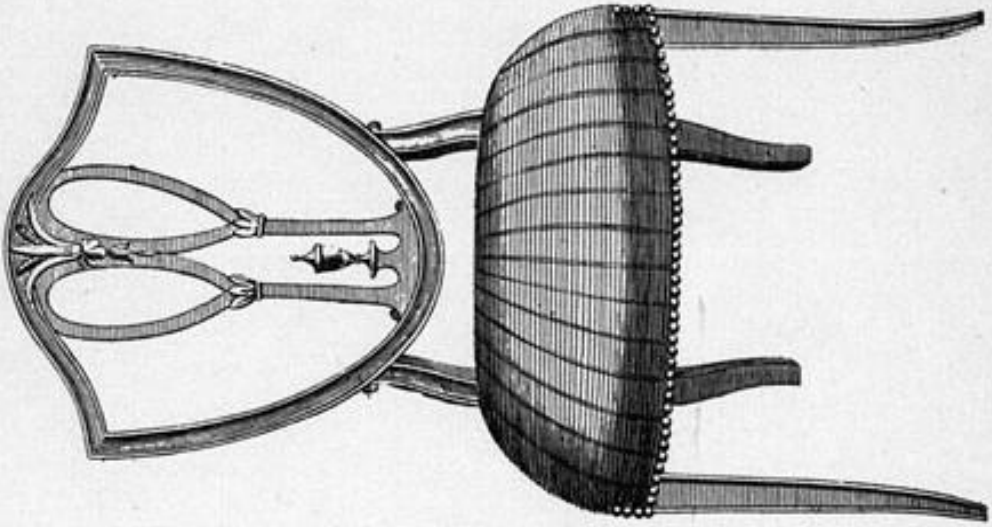


Chairs.



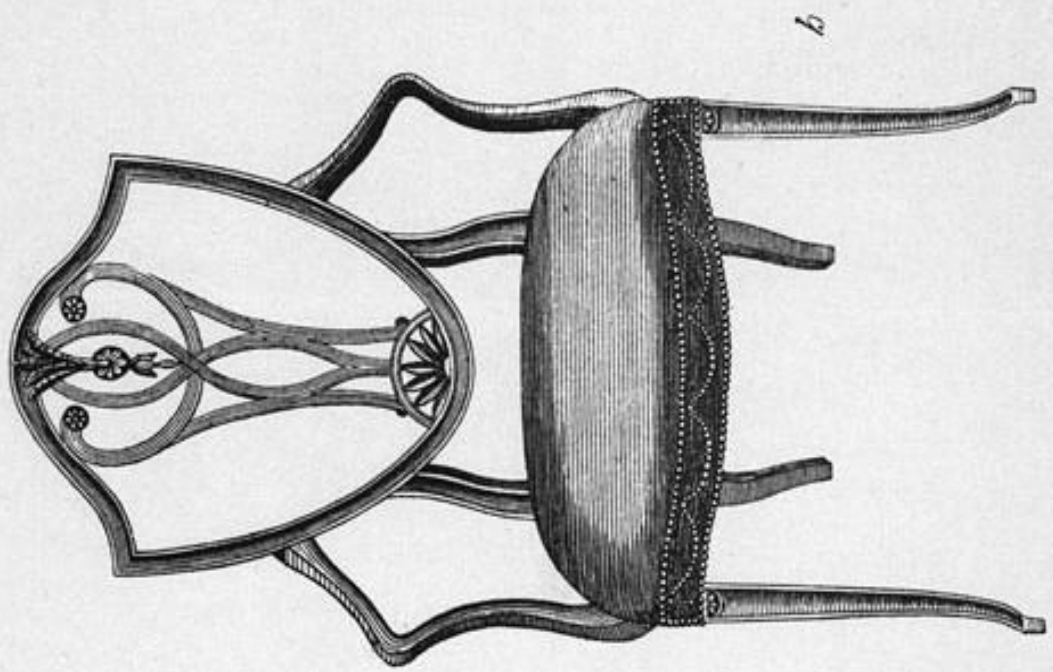
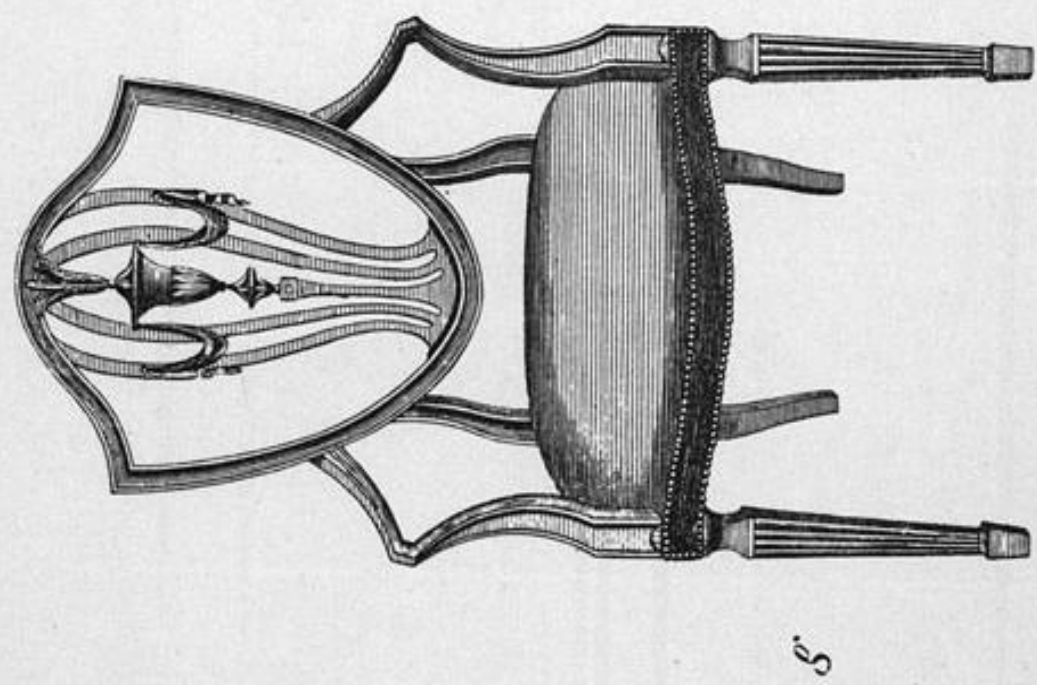
Pl. 3

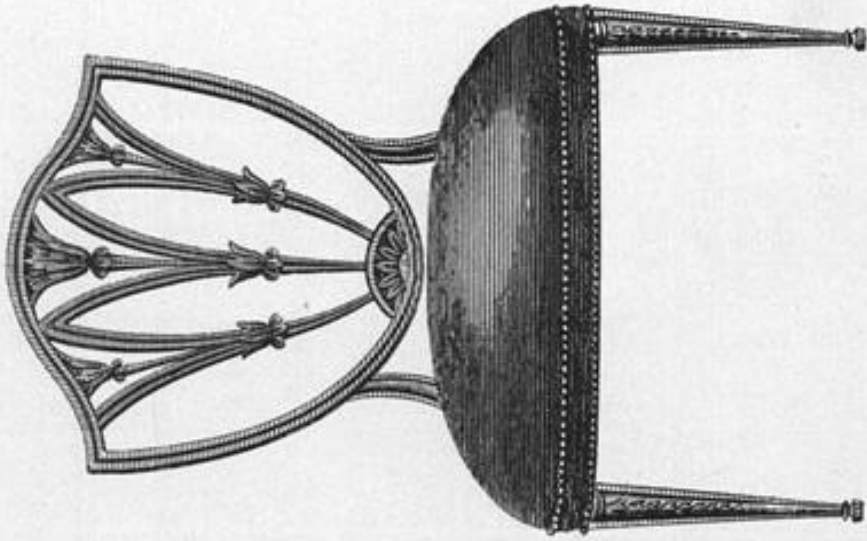
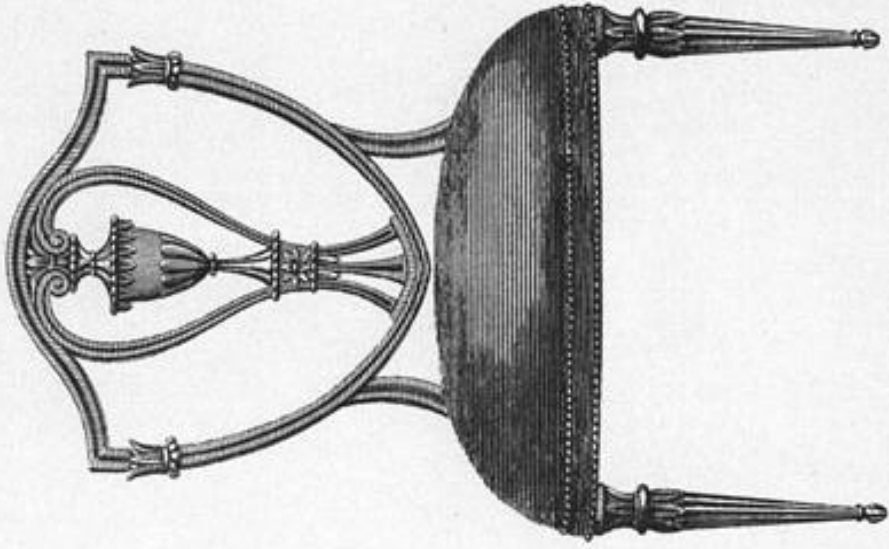
*Chairs*



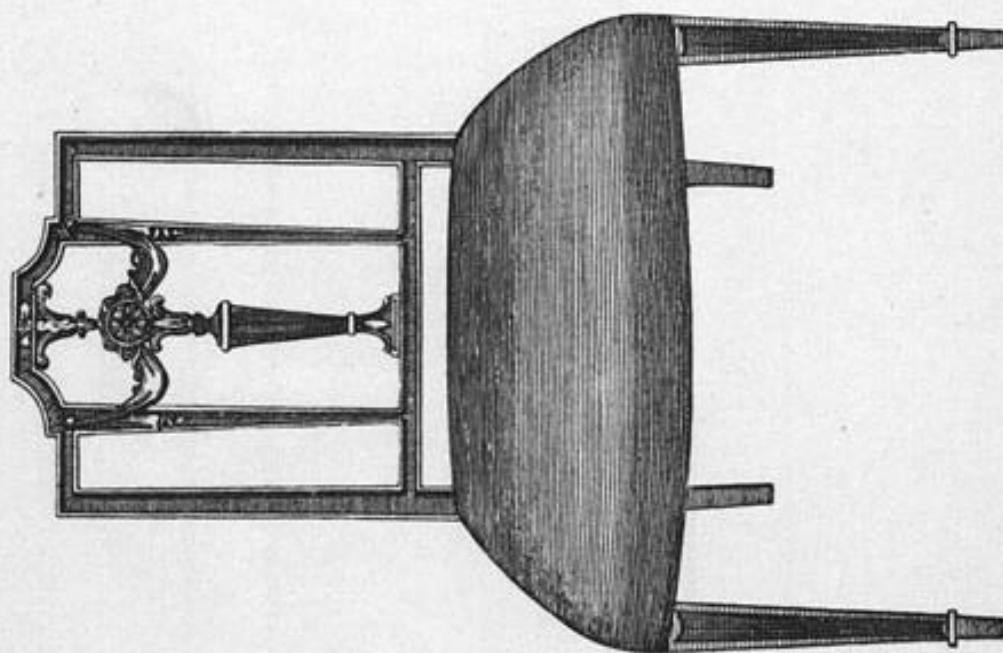
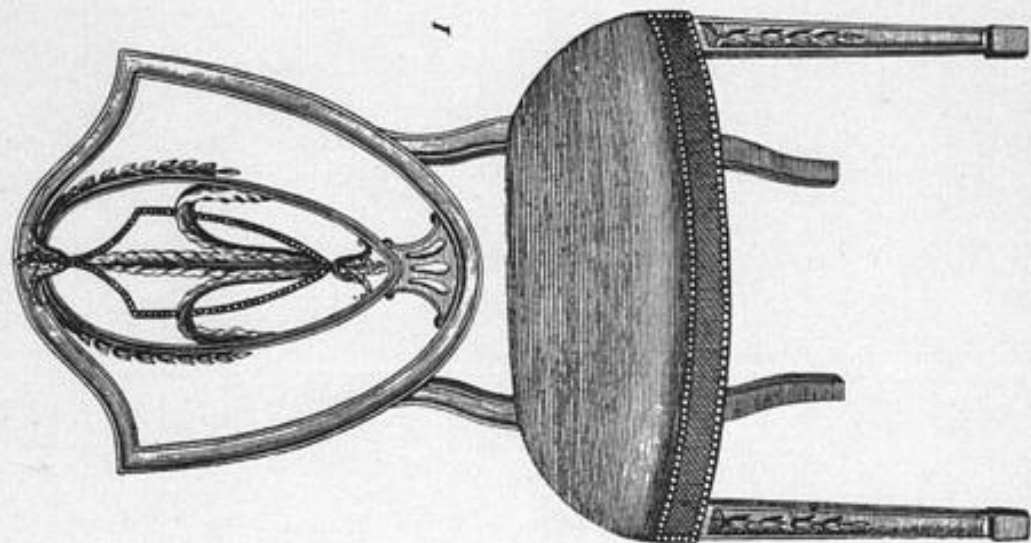
*Lambert, Published Sept. 1787, by L. K. J. Tappan, No. 50, High Holborn.*

Chairs.





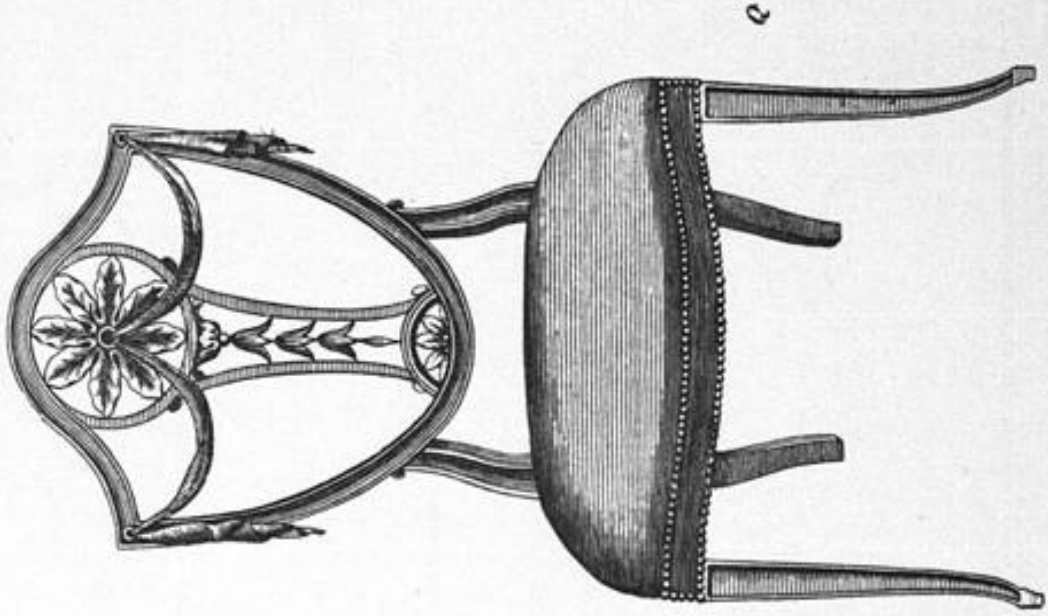
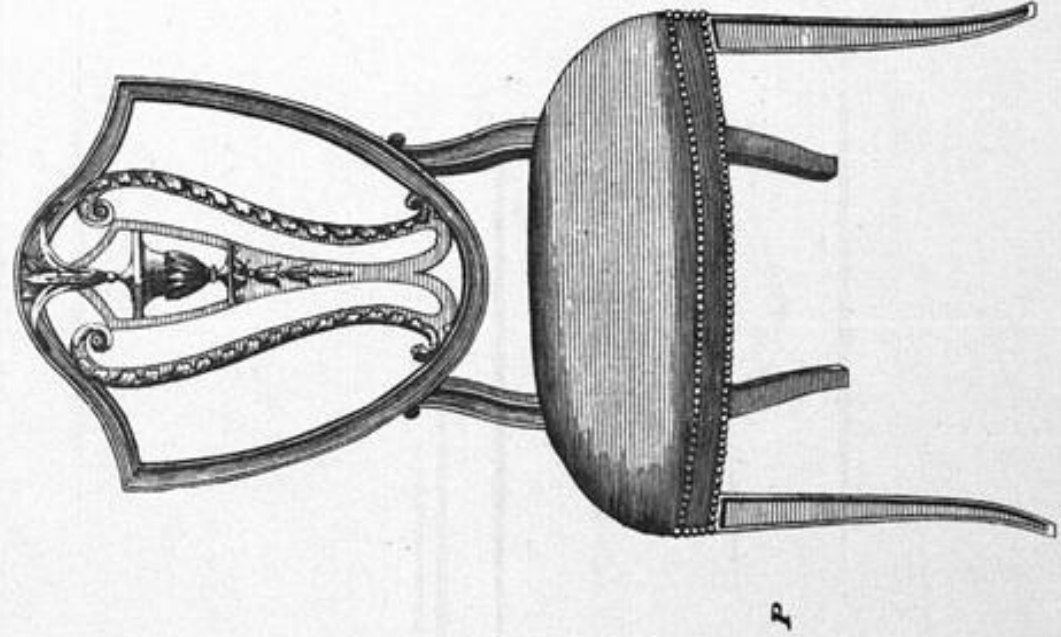
*Chairs*



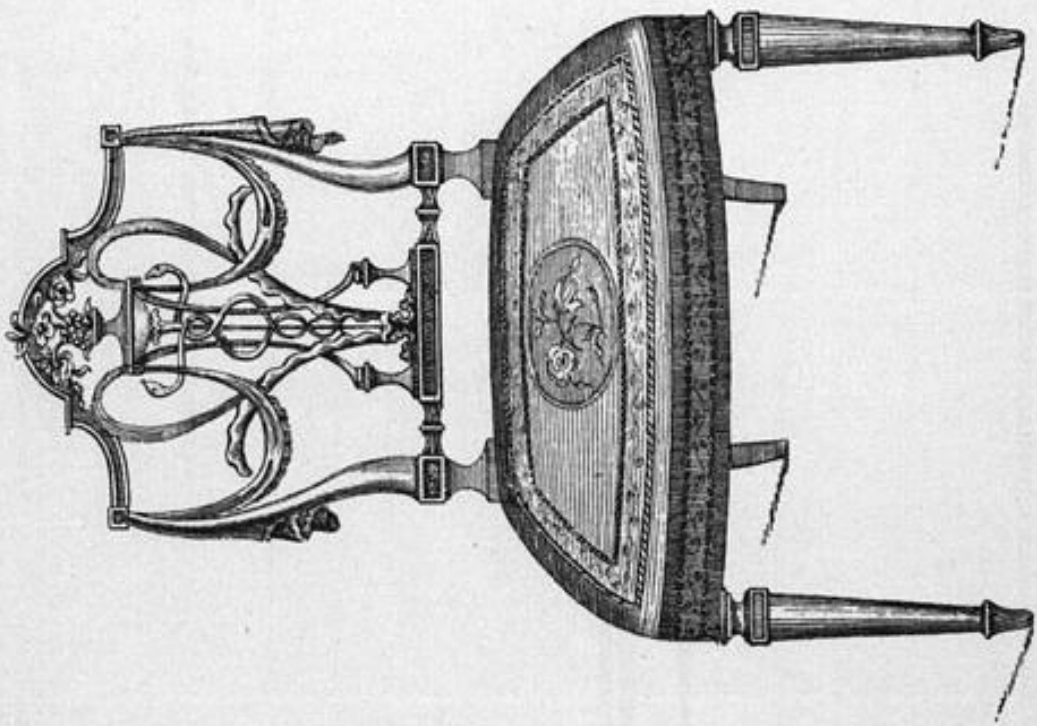
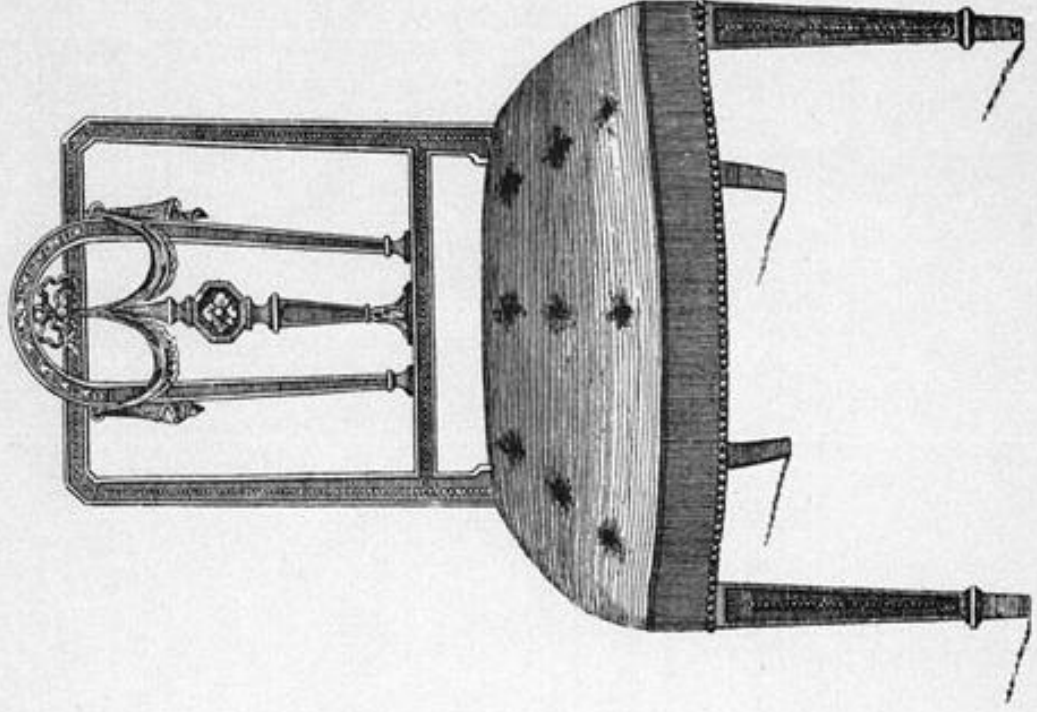
London, Published by I. & J. Taylor, No. 58, High Holborn, July 1<sup>st</sup> 1847.



*Chairs.*

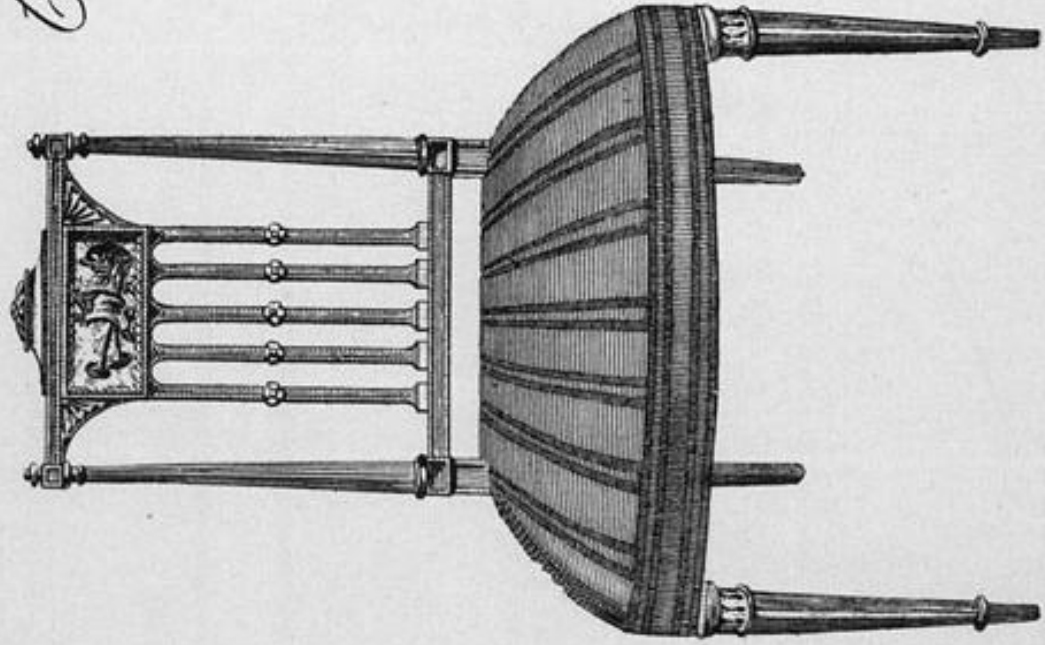


*Chairs*

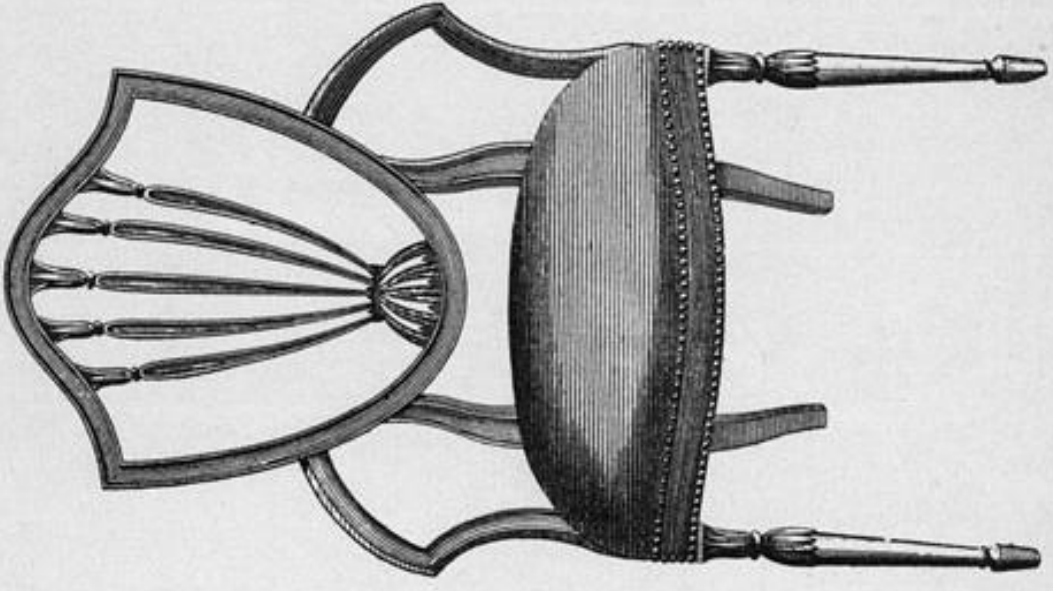


London, Published Sept. 1. 1847, by L. & J. Taylor, 37, 38, High Holborn

*Chairs.*



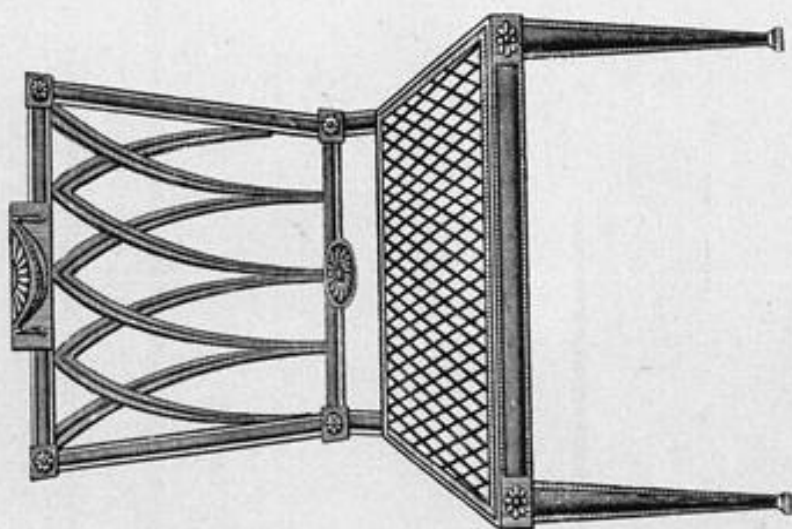
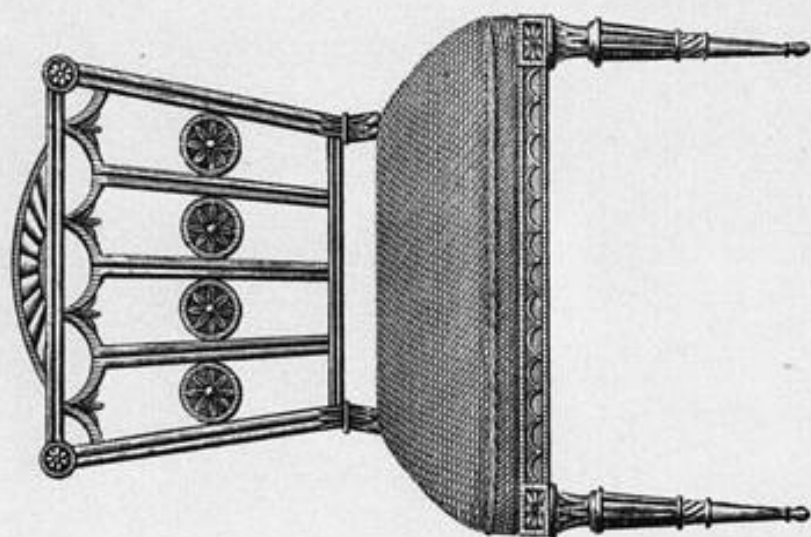
Y



Z

*Londen Published Sep<sup>r</sup> 2<sup>de</sup> 1783 by I. A. J. Teyler N<sup>o</sup> 58. Bijlt Holbom*

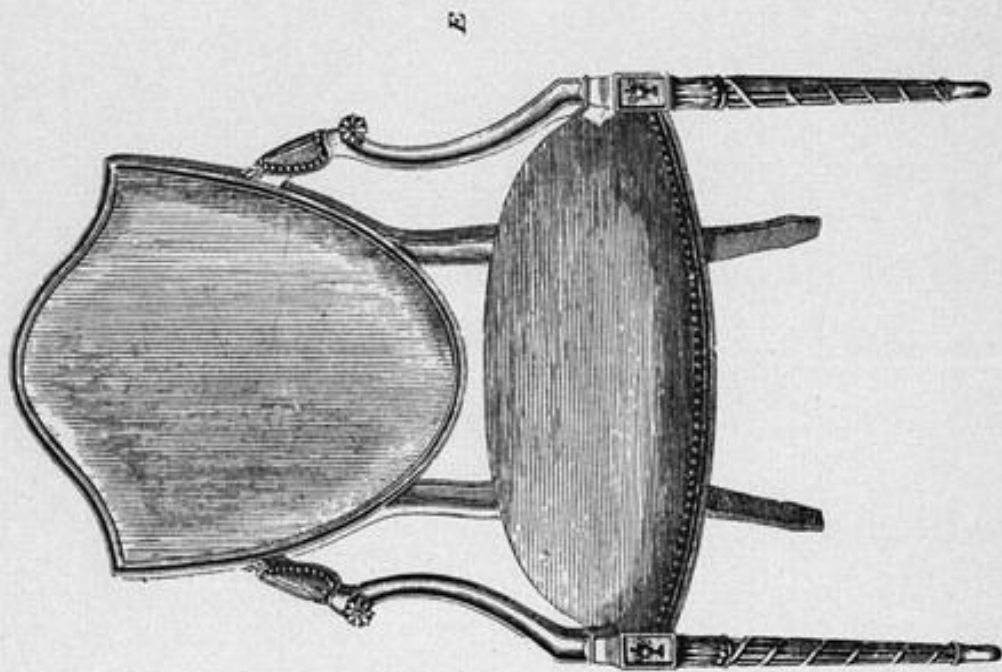

Fig. 9.



*London, Published by J. & J. Taylor, No. 56. Bell Street.*

*Chaises. Chaises*

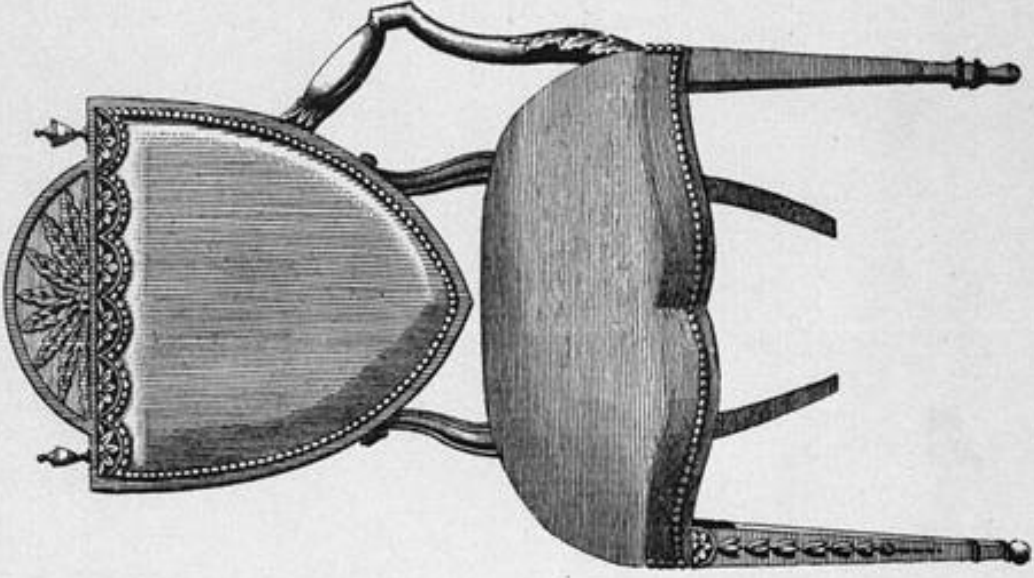
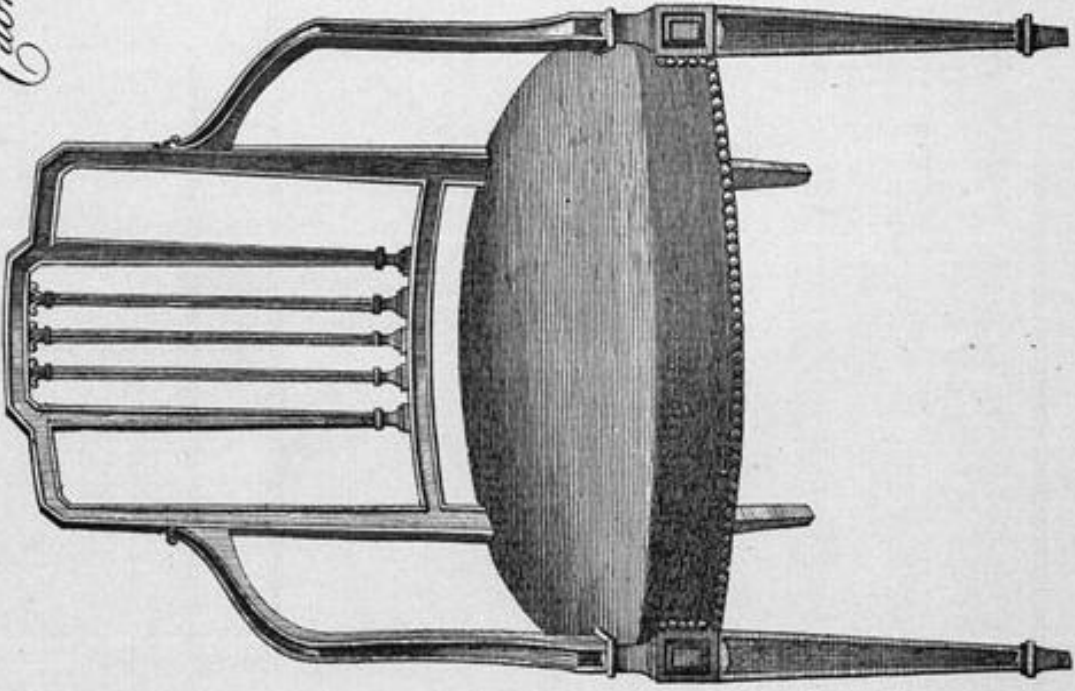
Pl. 10



*Invent. Published by L. A. J. Taylor, No. 46, High Holborn, July 6, 1847.*

Pl. II



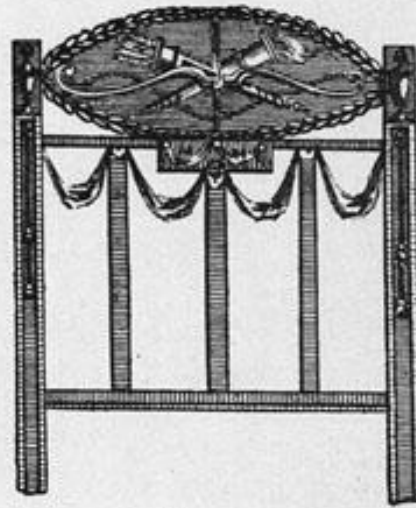



*Capriote Chairs.*



London, Published Oct. 2<sup>d</sup> 1817, by L. & J. Taylor, N<sup>o</sup>. 58. High Holborn.

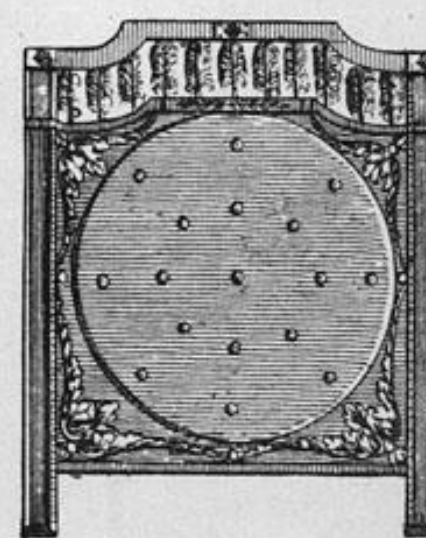




*Designs for Chair Backs.*

Pl. 12.



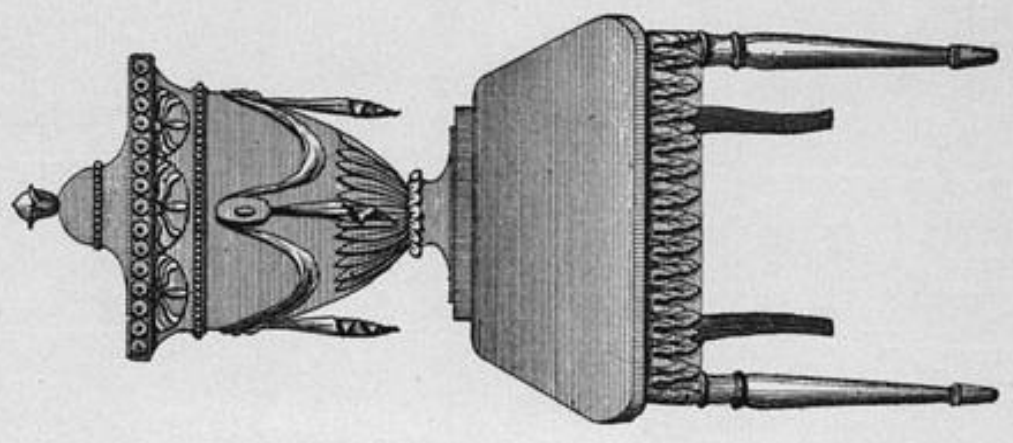
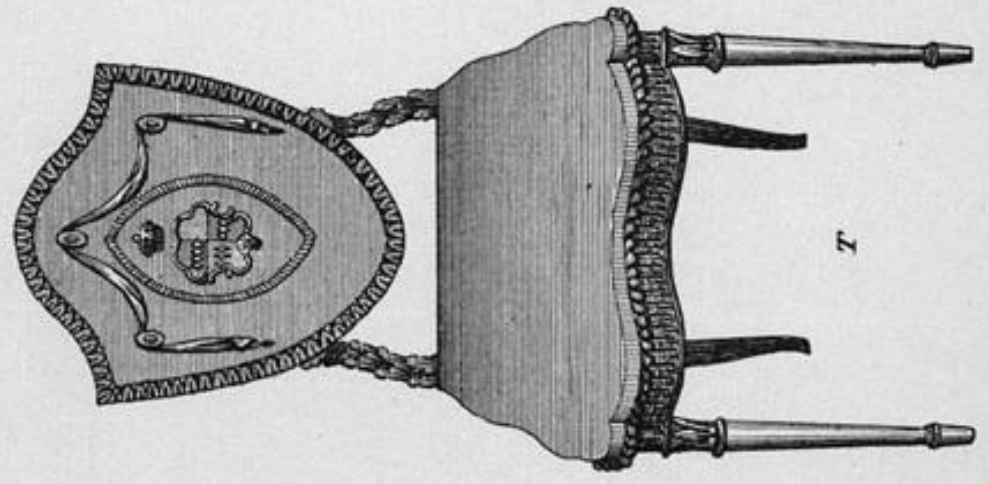
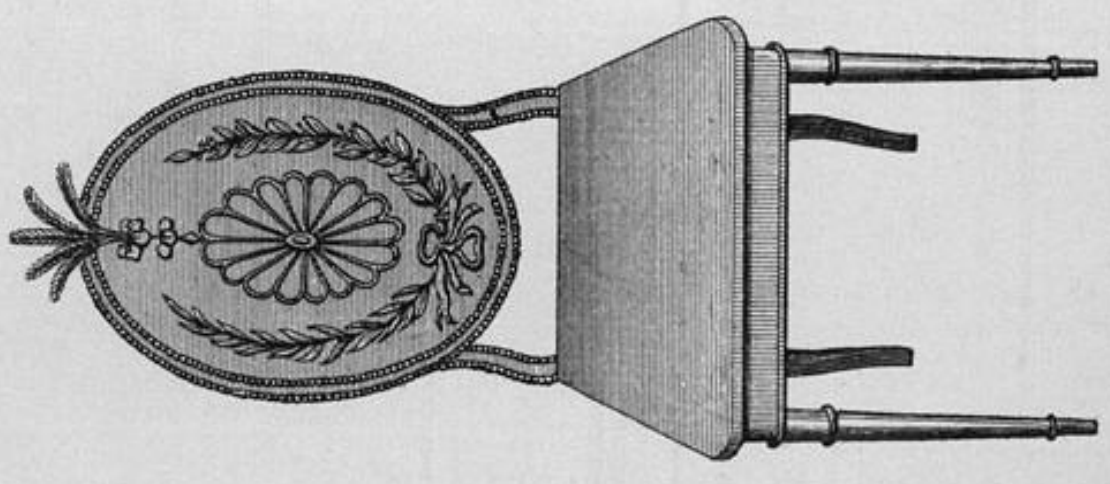
*Designs for Chair-Backs*

Pl 13



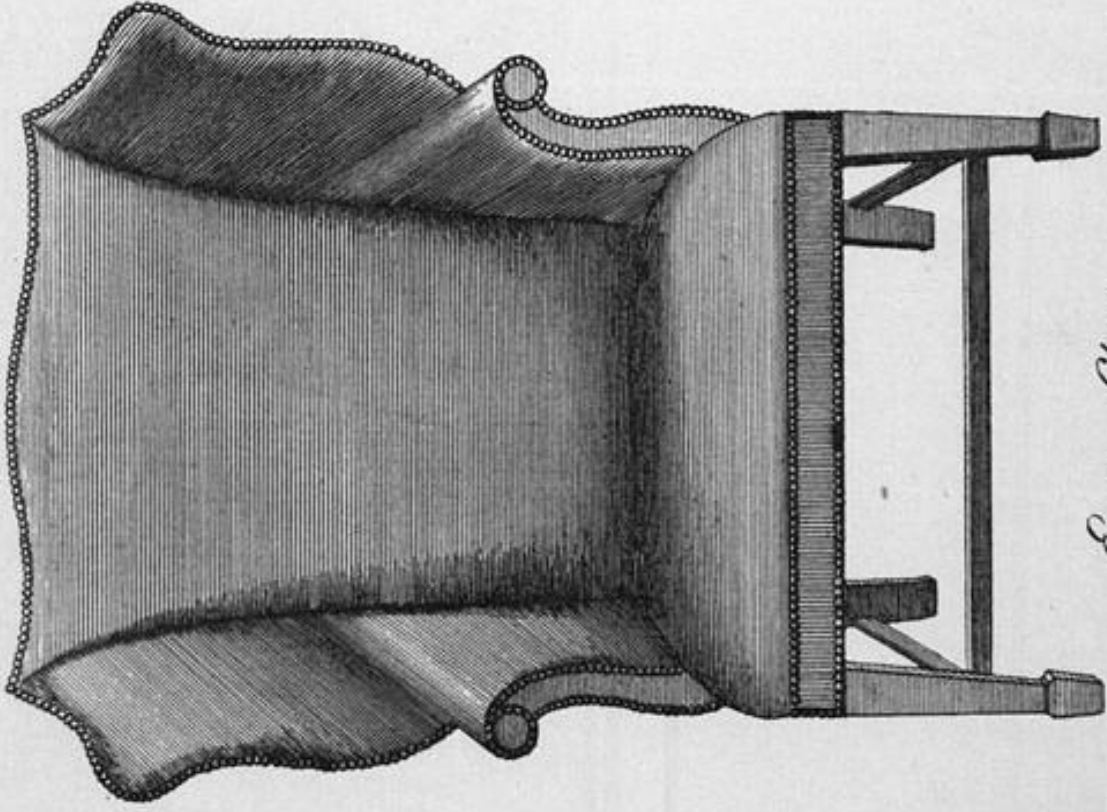



Hall Chairs.



London, Published Sept. 1847, by J. & J. Taylor, 37, St. High Holborn.

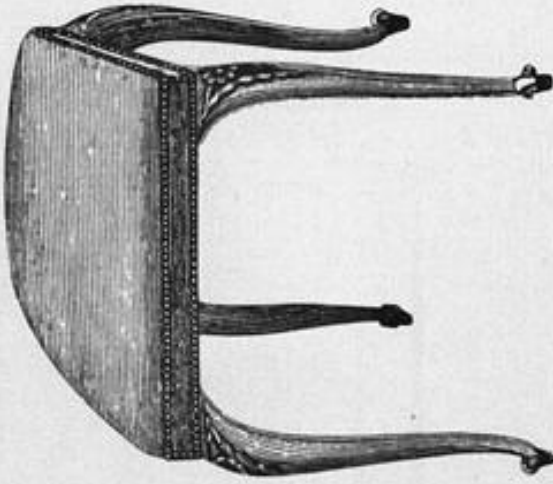
*Gouty Stool.*



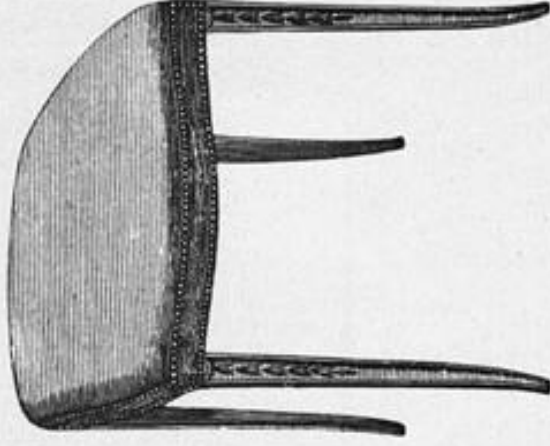
*Easy Chair*

London. Published Oct. 1<sup>st</sup> 1787. By J. & S. DODD, 37, St. High Holborn.

Stools

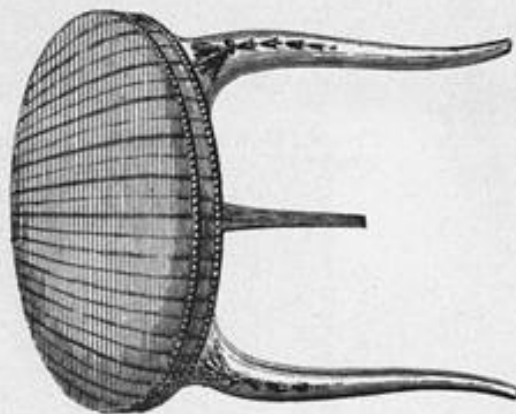
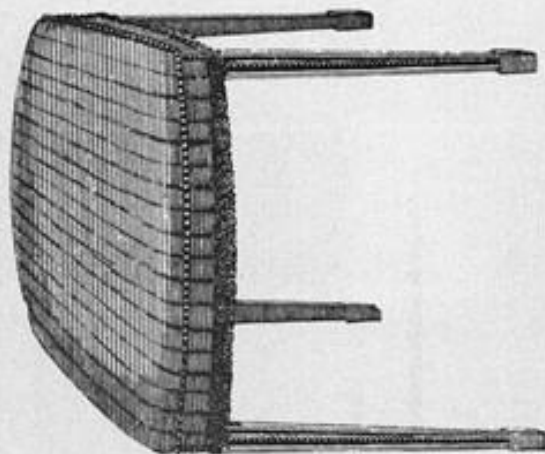


D



C


*Stools.*




*London, Published Sept. 27. 1787 by J. Taylor & J. High Holborn*

*Window Stools.*

*Pl. 18*




*A*





*B*

*London. Published by I. & J. Taylor, N° 36, High Holborn, July 5. 1787*




*Window Stools*






*Window Stools.*



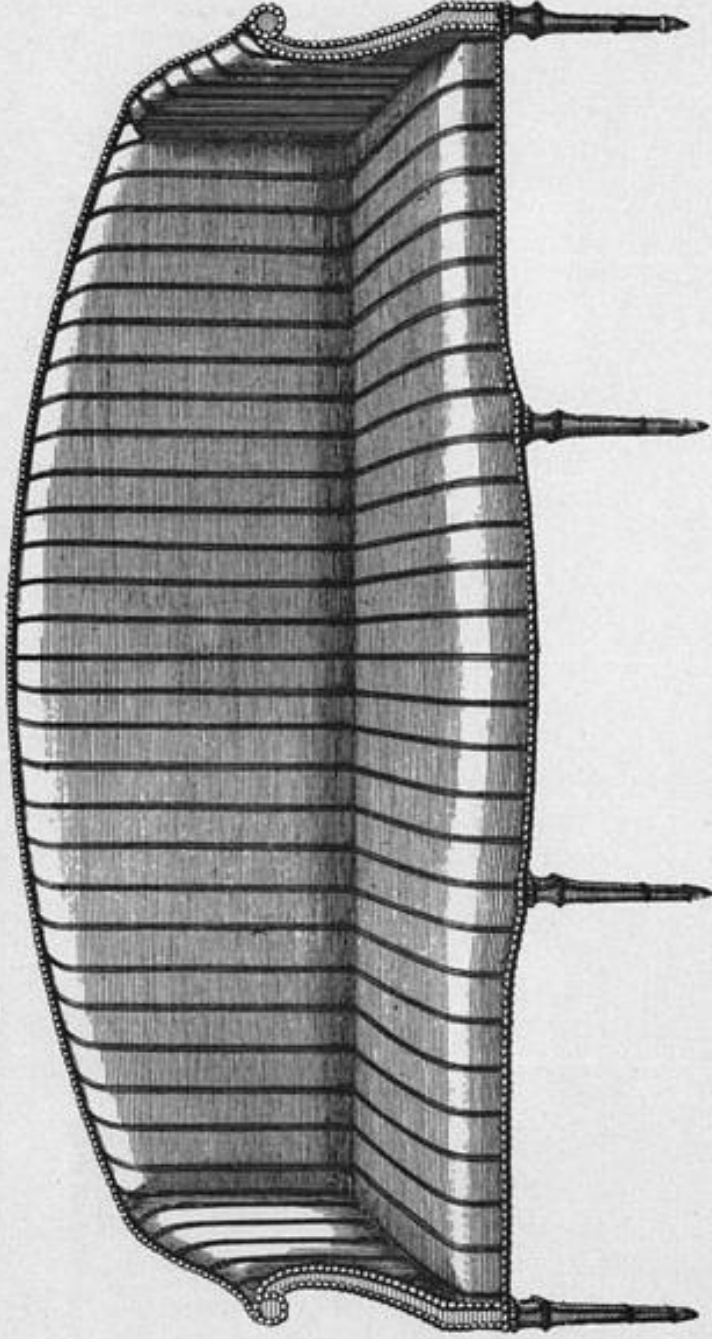
Sofa



London. Published Oct<sup>r</sup> 1<sup>st</sup> 1787, by J. & J. Taylor, N<sup>o</sup>. 56. High Holborn.

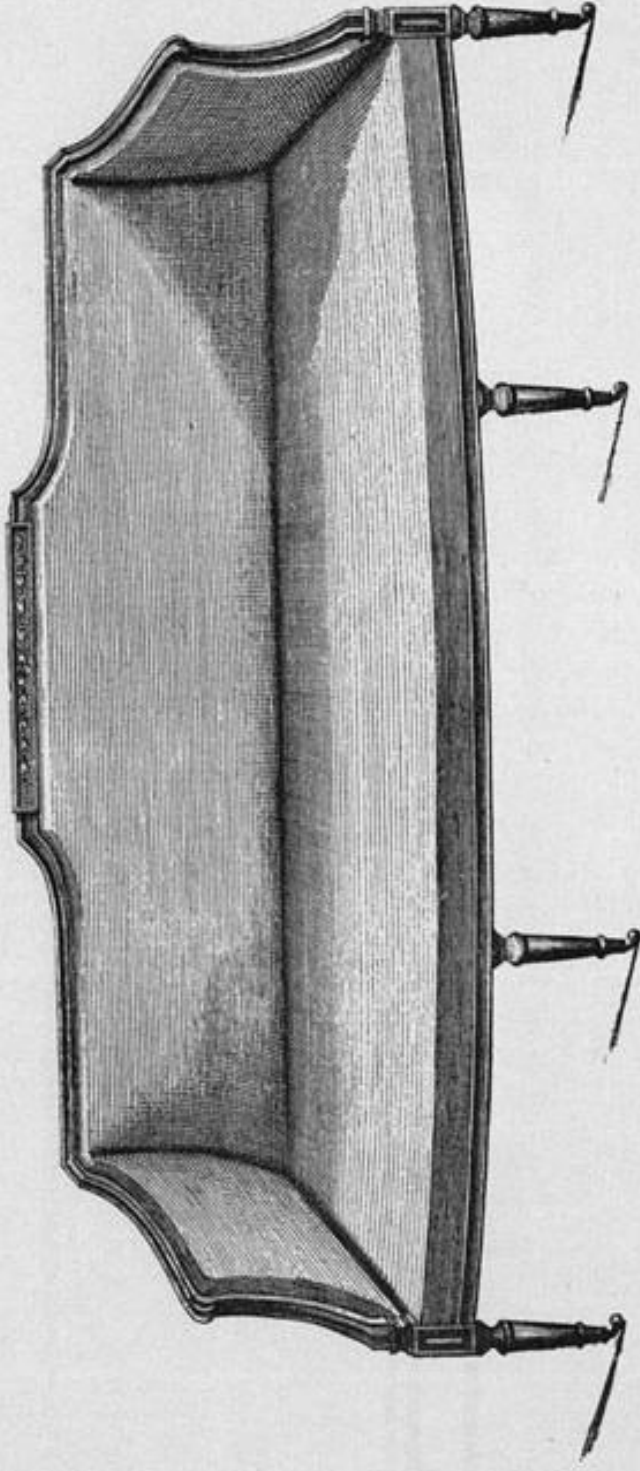


Sofa

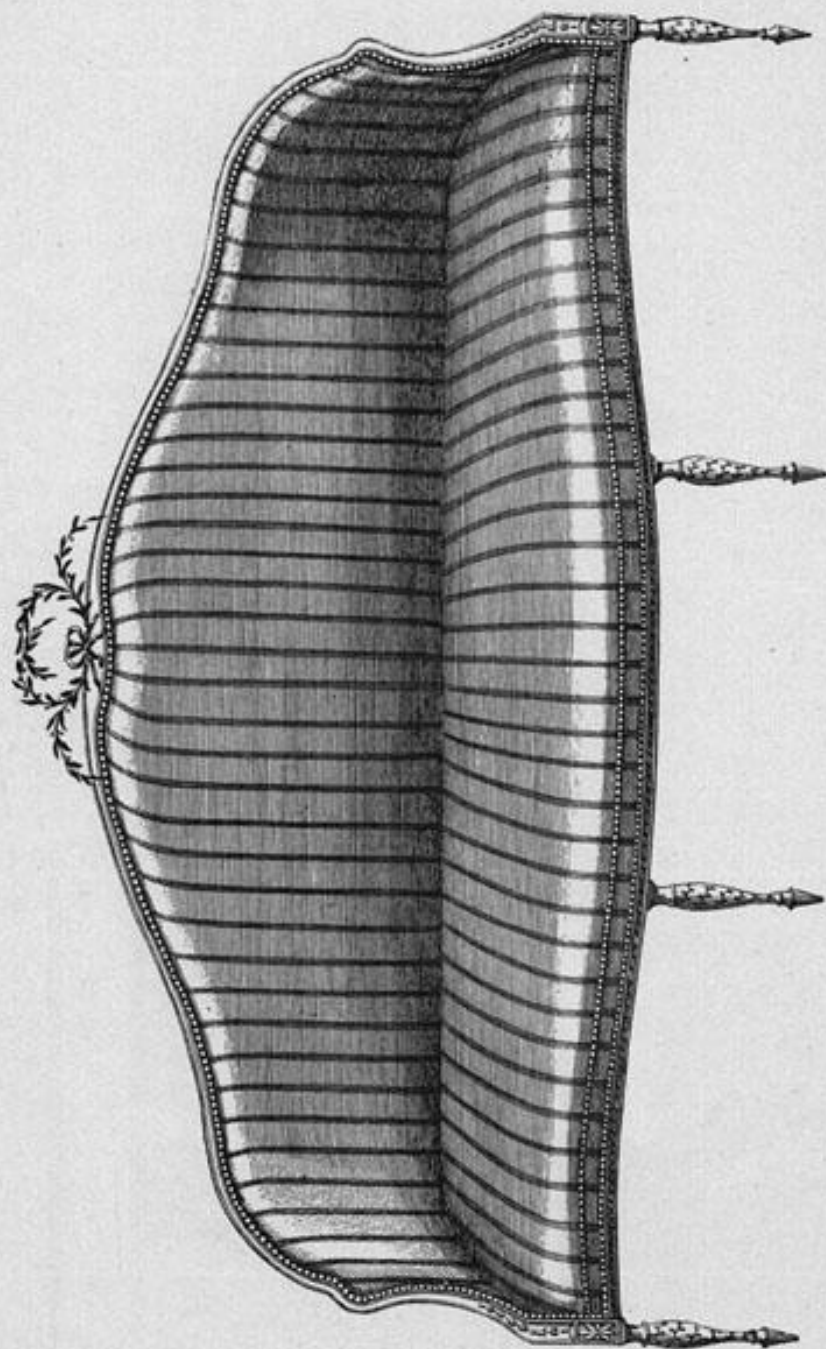


London. Published Sept. 1787. by T. & J. Taylor. N<sup>o</sup>. 58. High Holborn.

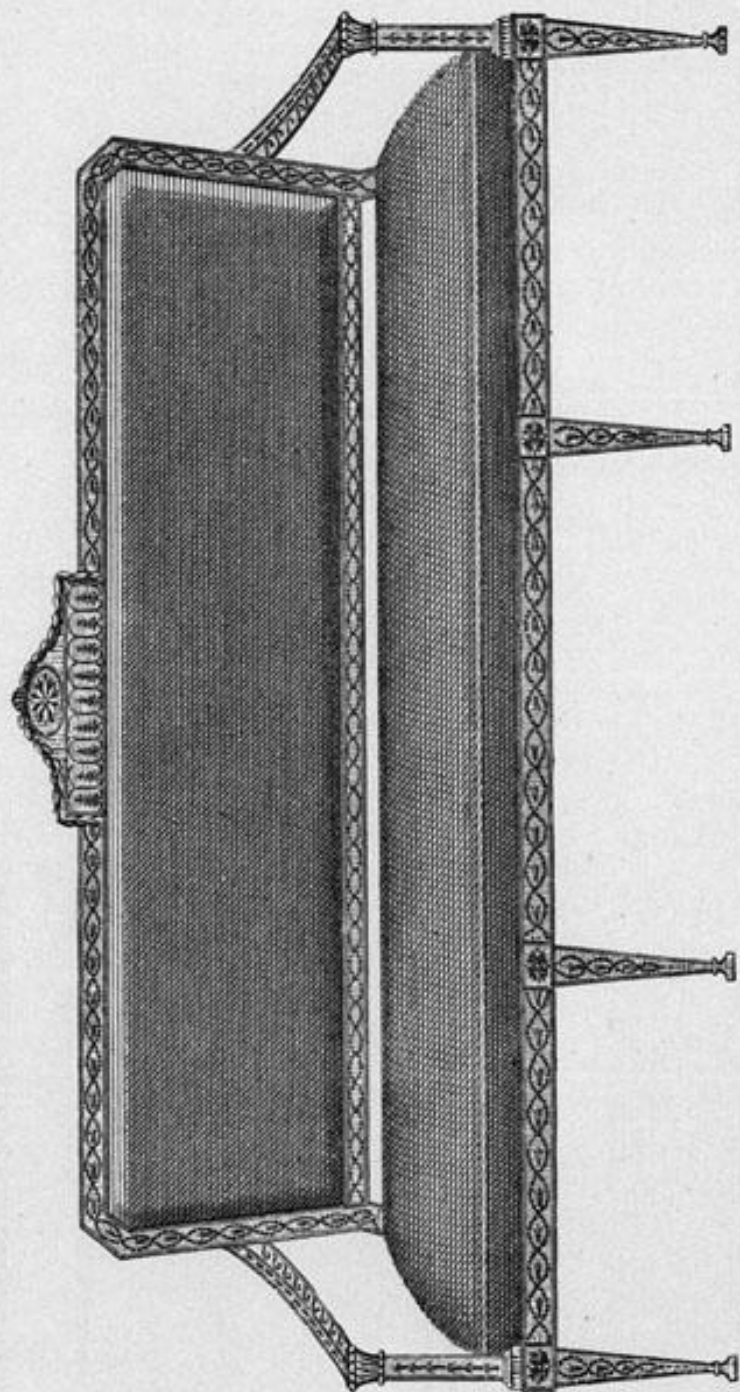
Sofa.



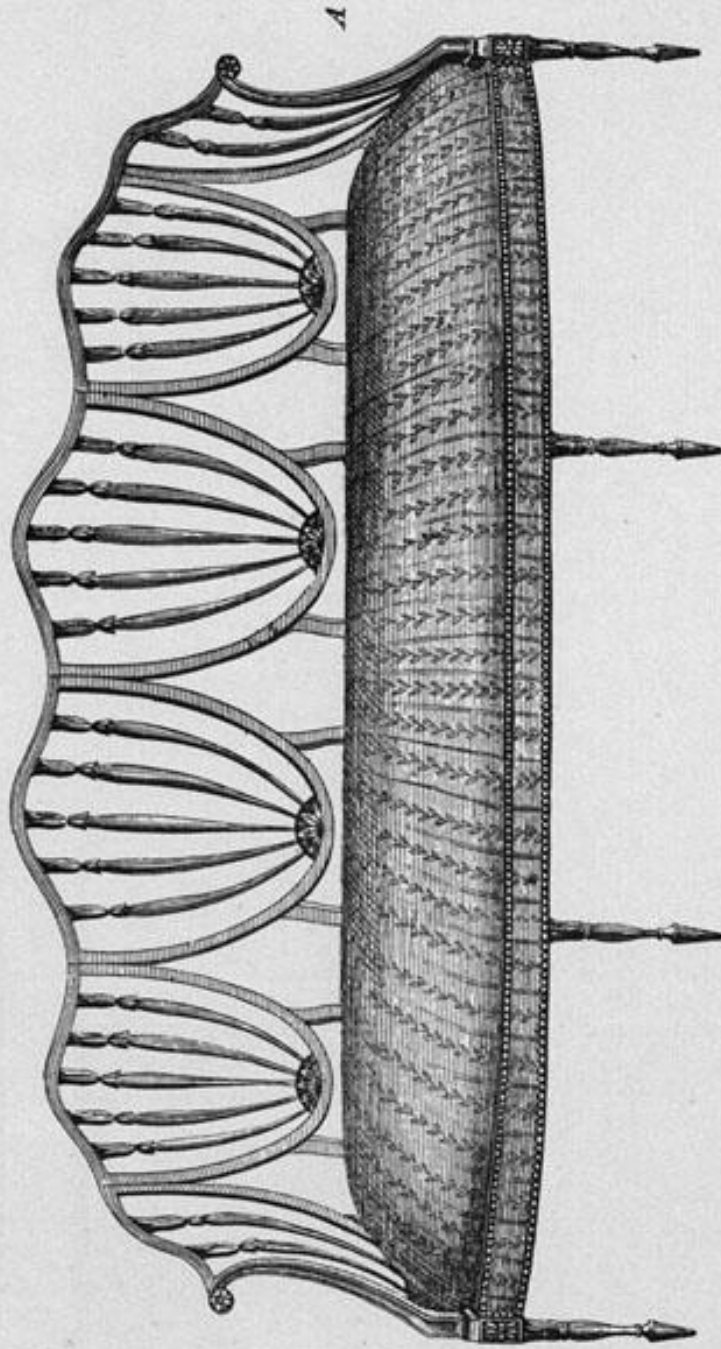
Sofa



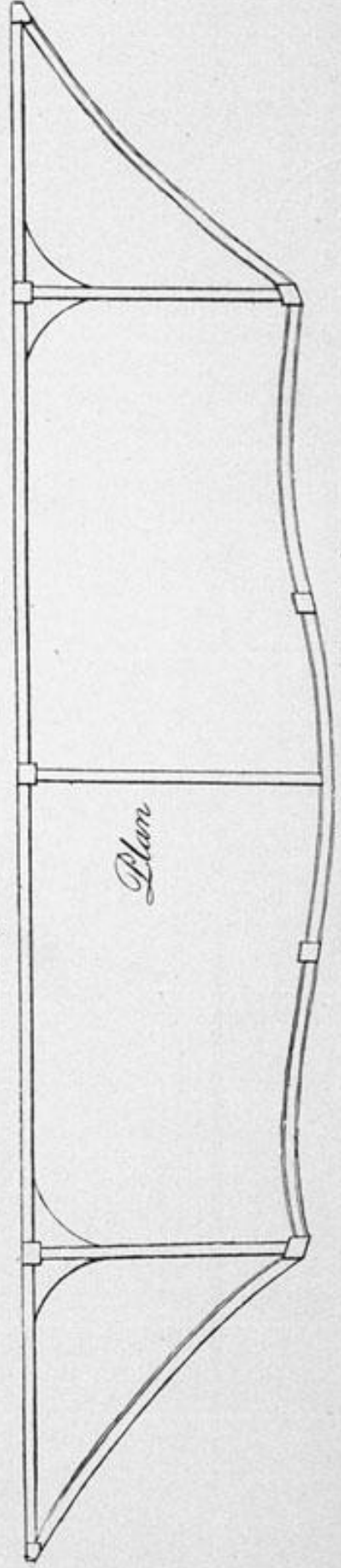
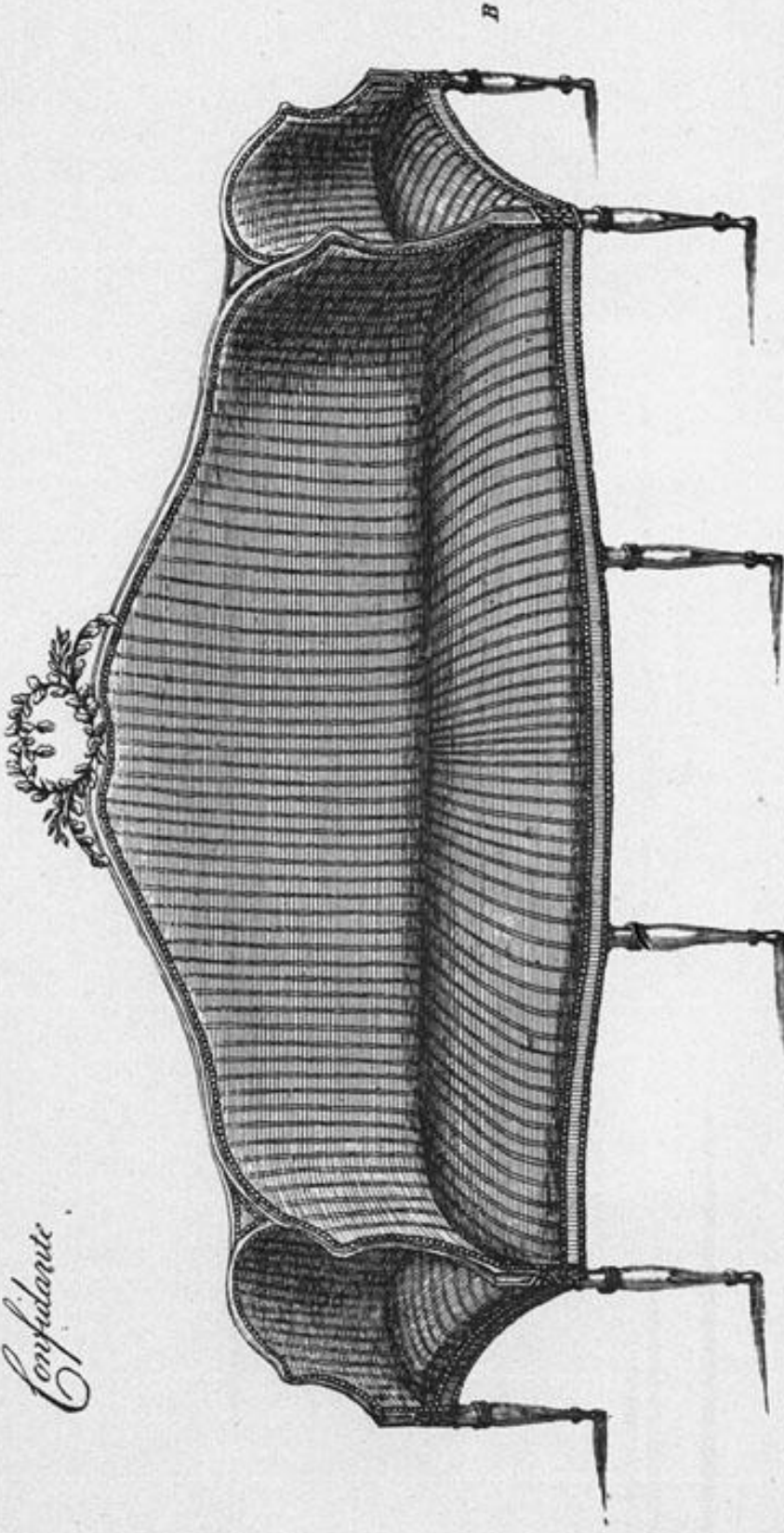
Sofa.



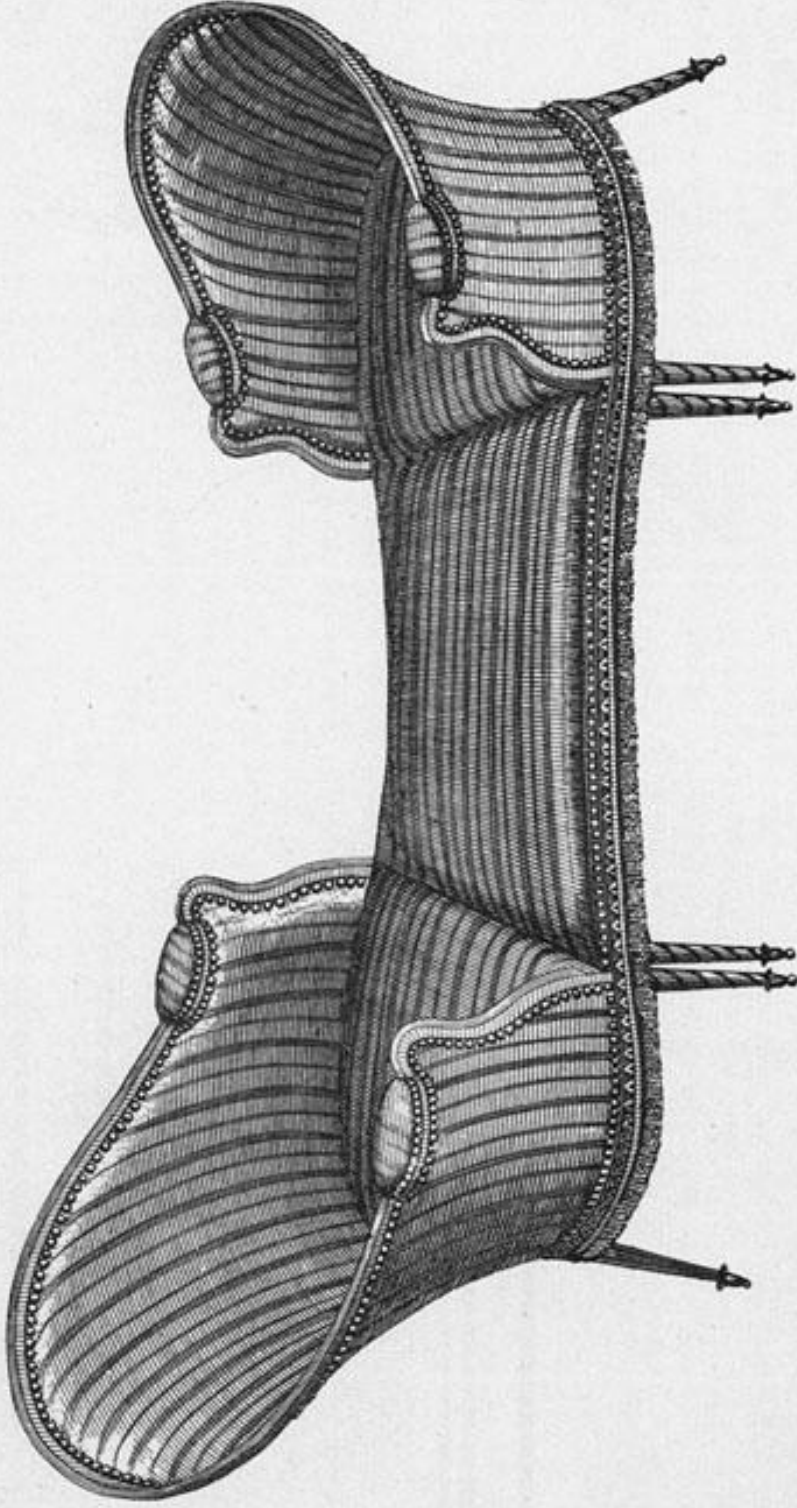
*Bar back Sofa.*



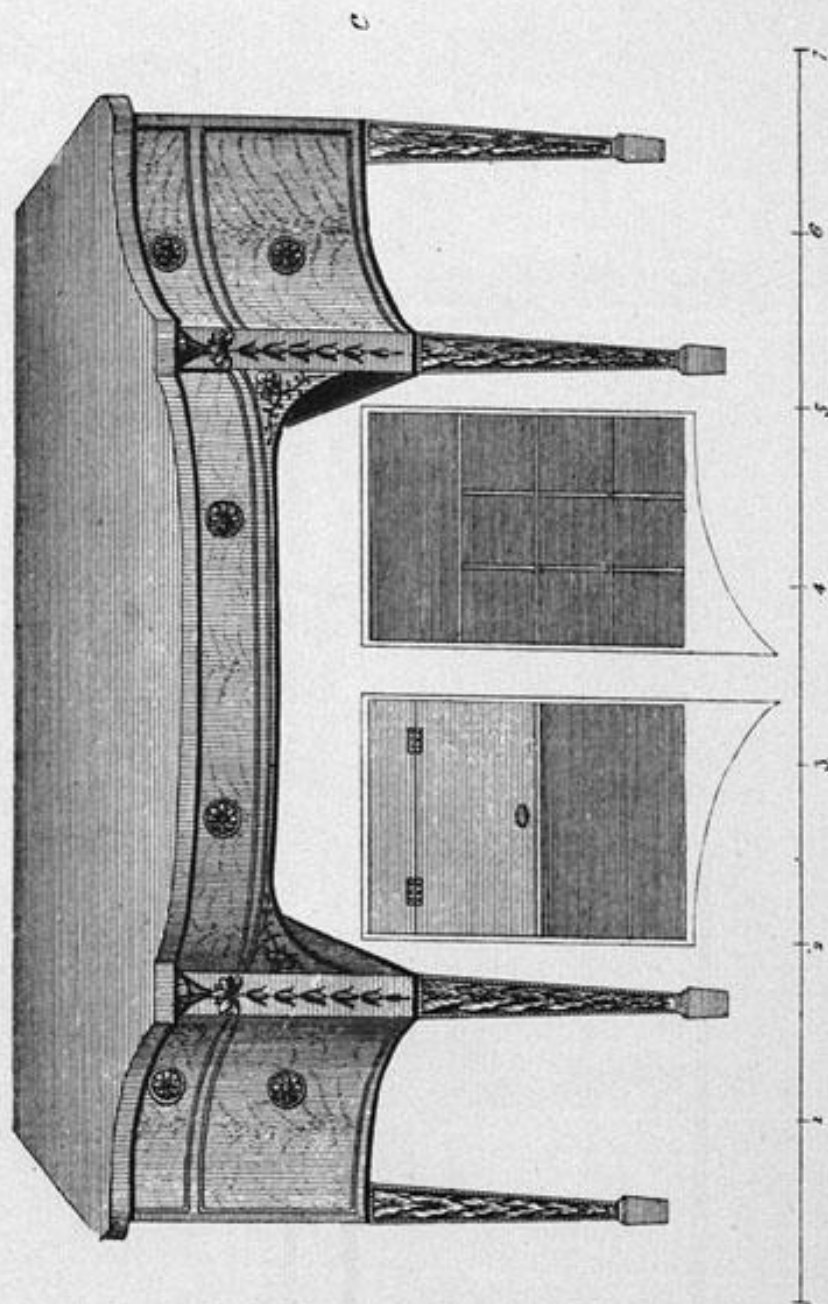
*Confidante*



Duchesse.



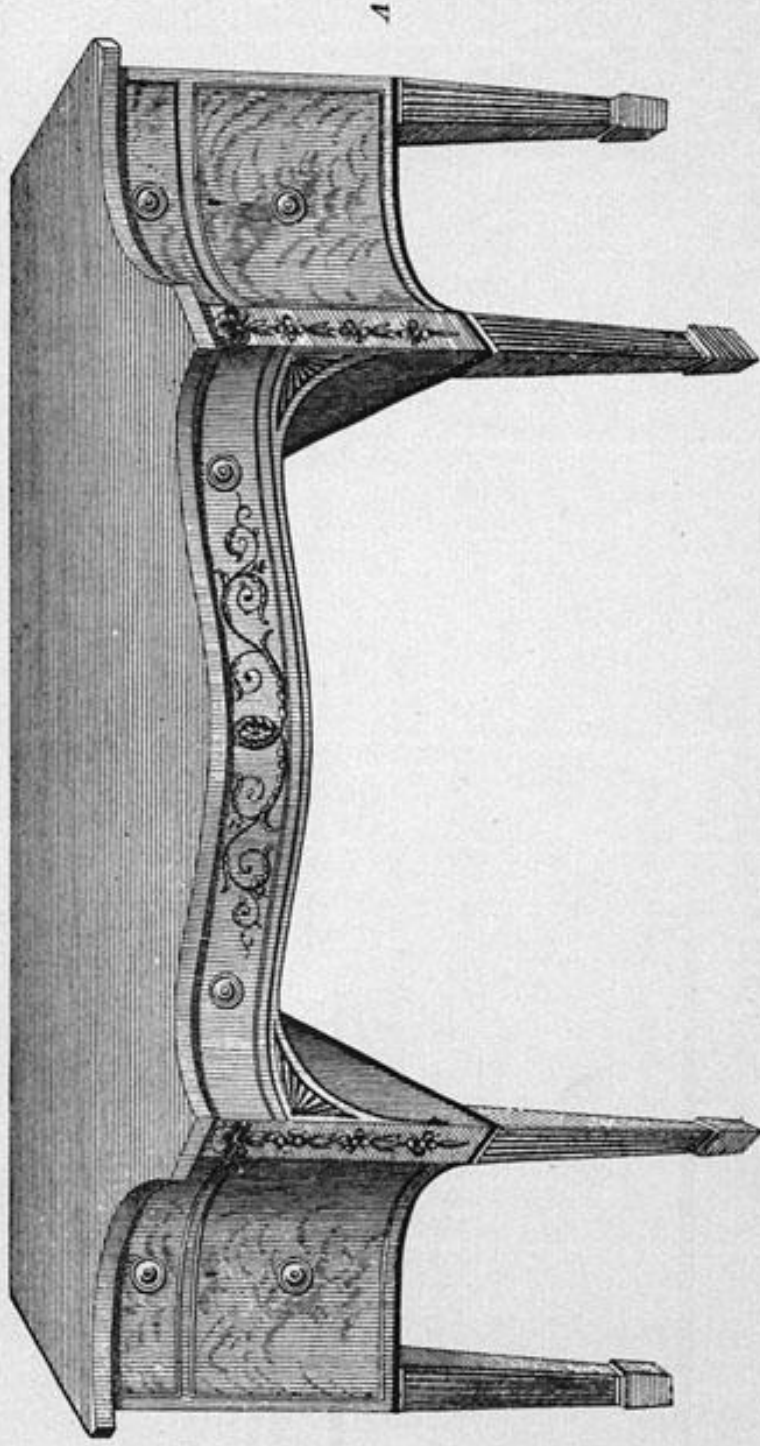
Side Board.



London, Published Sept. 2<sup>d</sup> 1787, by J. & J. Eggleston, No. 56, High Street.




*Sub Board*




*London. Published July 2. 1787. by J. and T. Taylor, No 56. High Holborn.*

Side Board



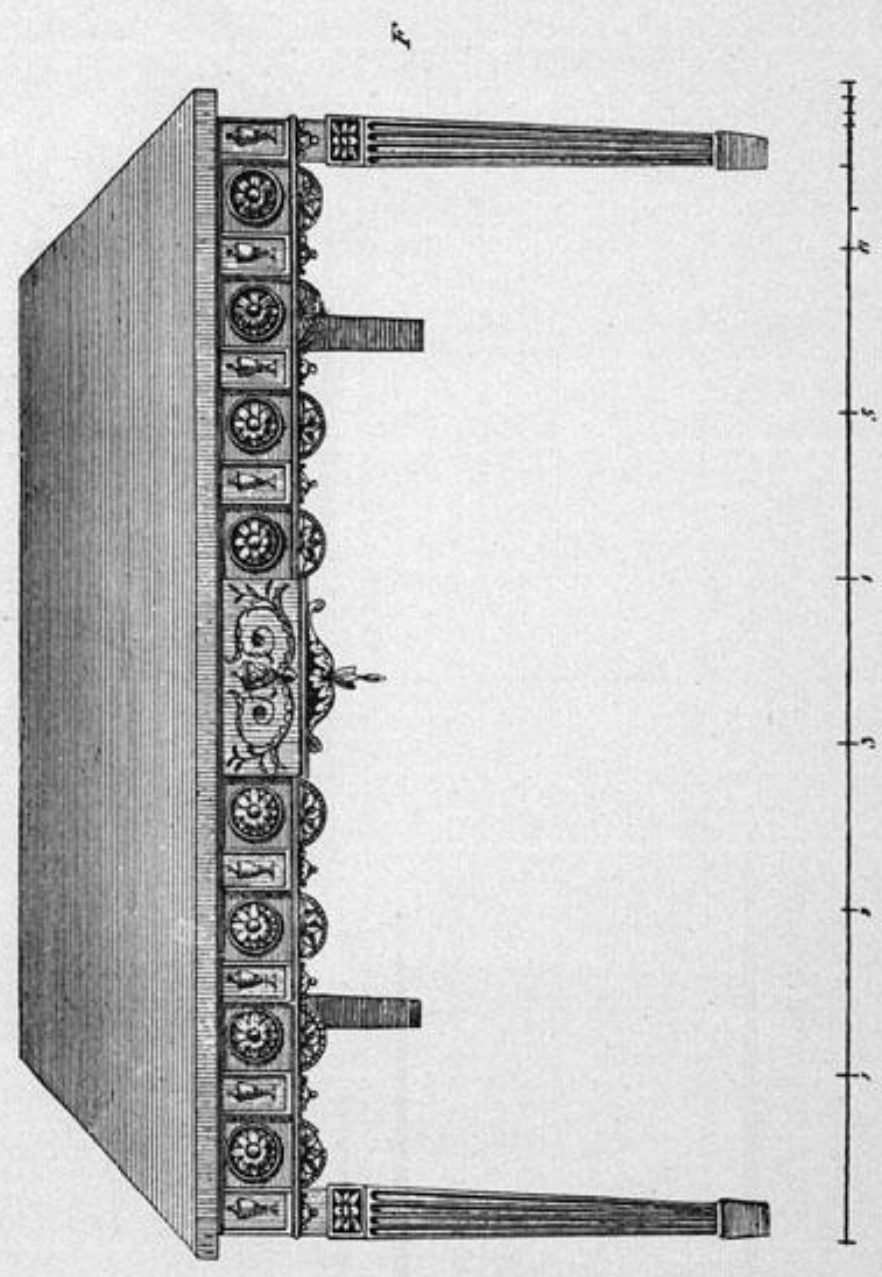
London. Published Sept. 2<sup>d</sup> 1841. by Lk. J. Taylor, 37. 56. High Holborn.

*Side Board.*



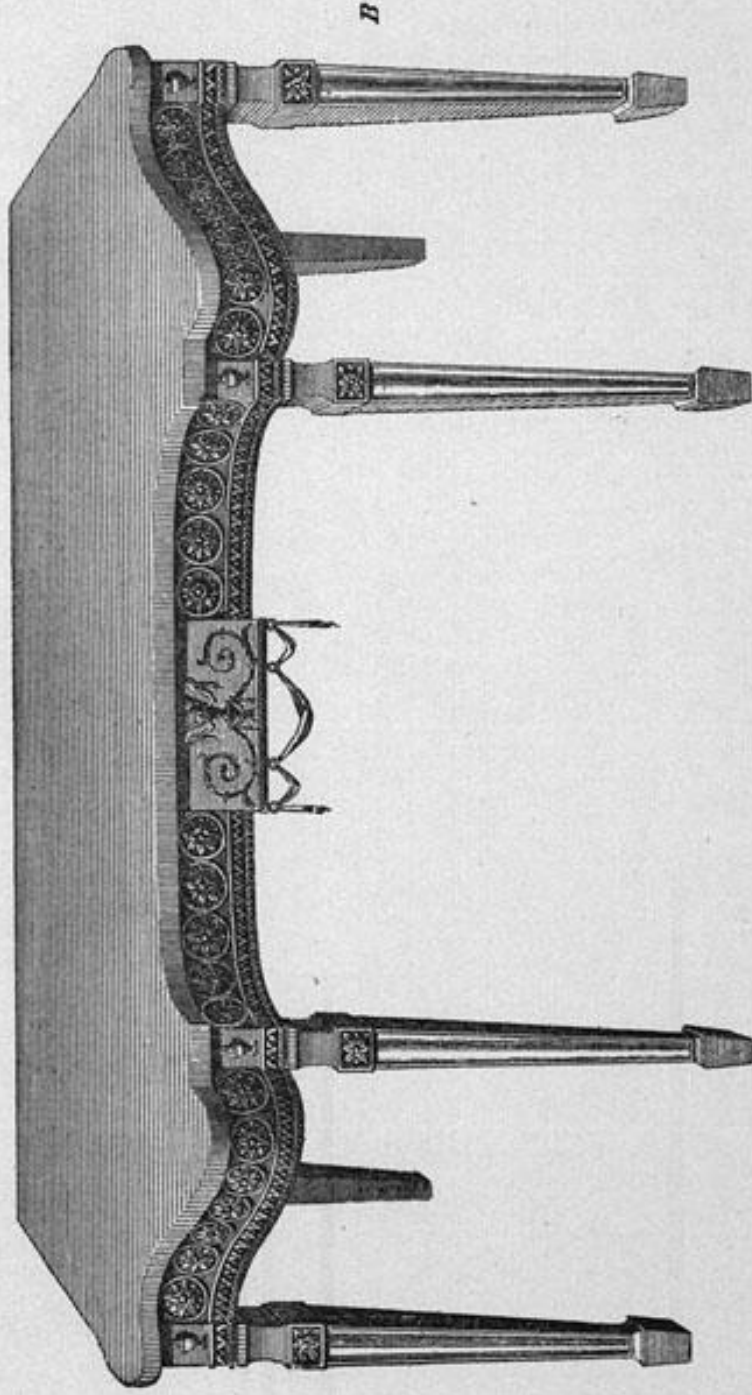
*London. Published Sept. 27, 1817, by L. & J. Taylor, No. 56, High Holborn.*

Side Board



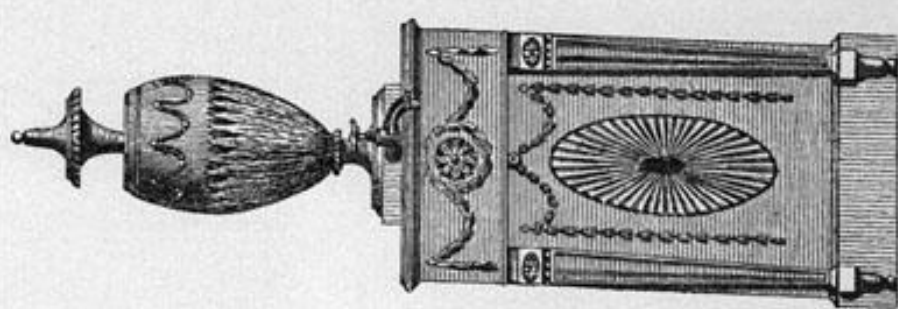
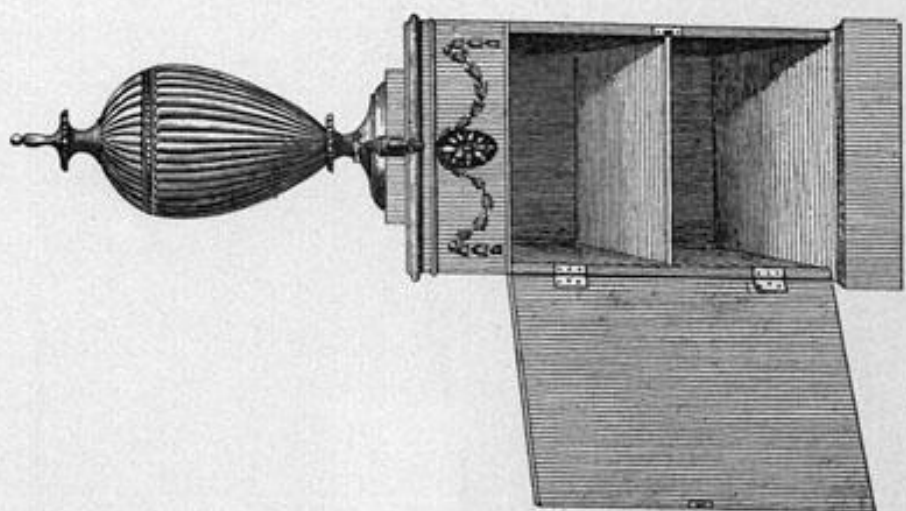

London Published Sept. 1787, by I. & J. Taylor, N<sup>o</sup>. 56. High Street.

*Side Board.*

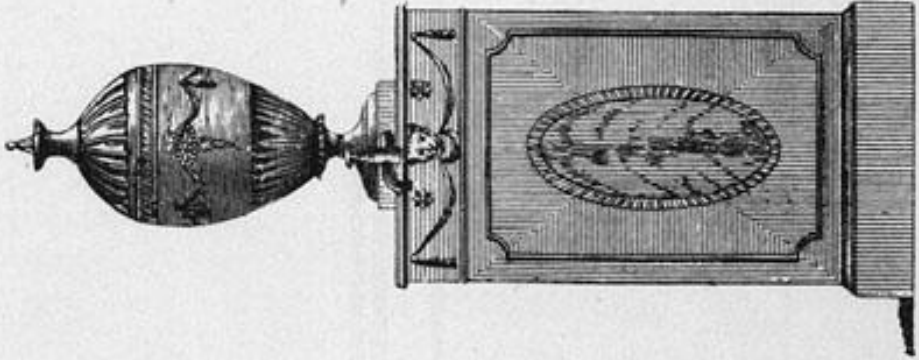

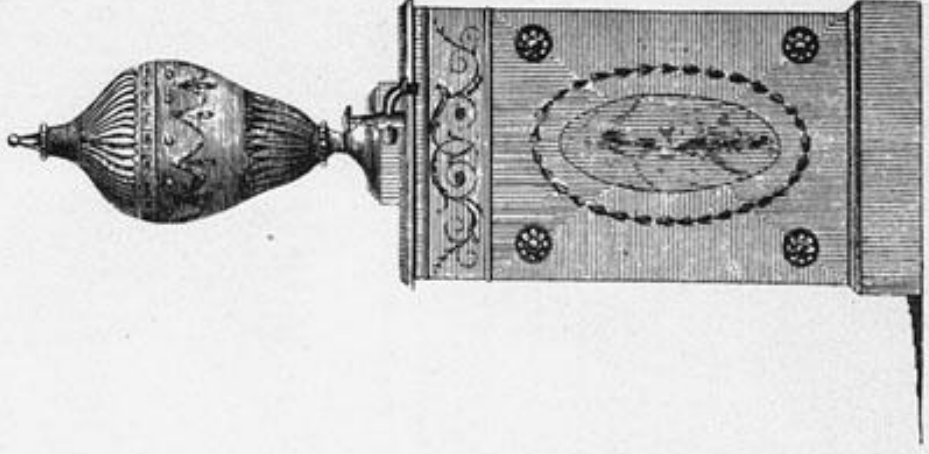


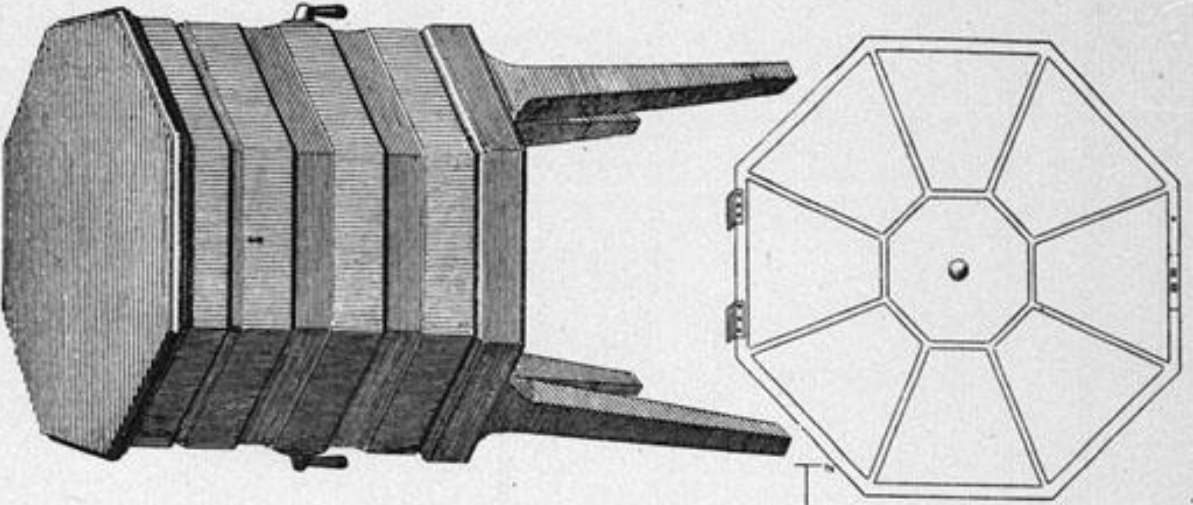
*London, Published by T. & J. Taylor, 37, 38, High Holborn, July 6, 1867.*

*Pedestals and Vases.*

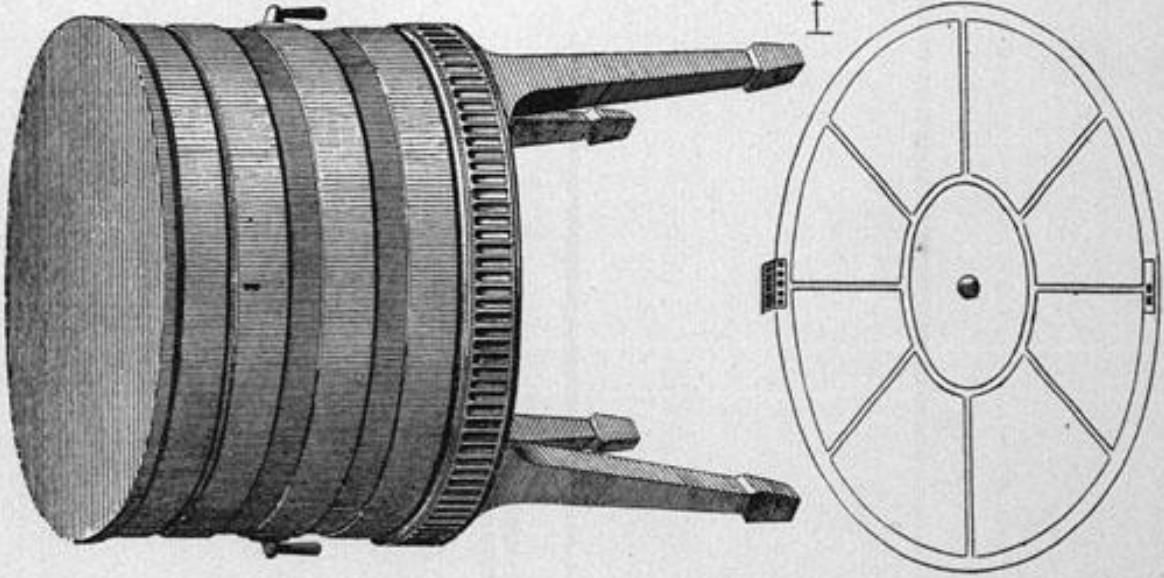


*Pedestals and Vases*





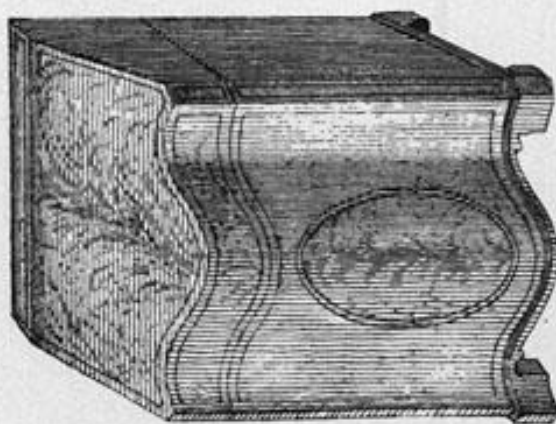

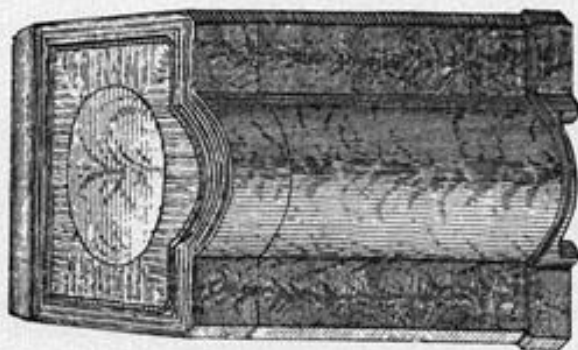

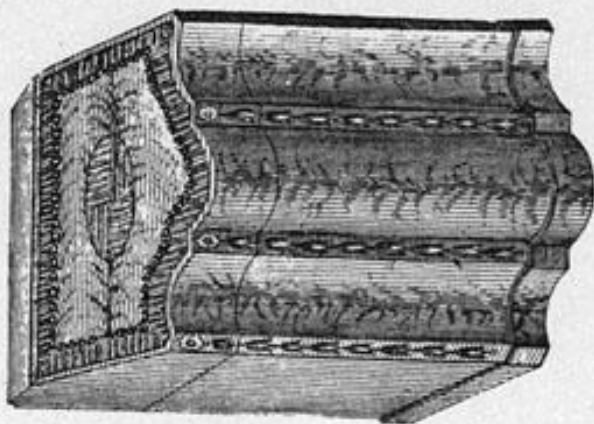
*Cellarets.*



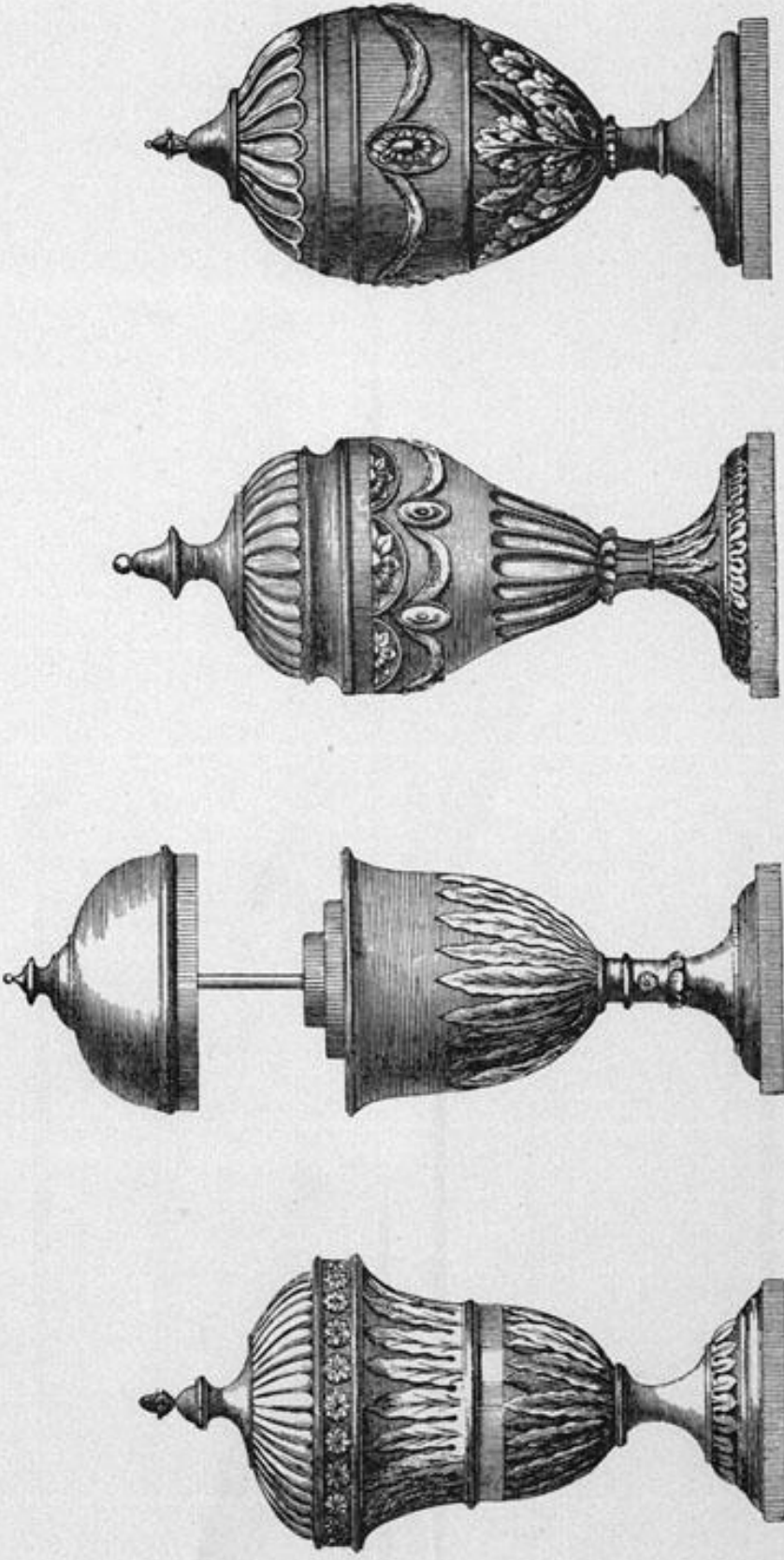
*London, Published Sept. 1<sup>st</sup> 1787, by T. & A. Taylor, No. 58 High Holborn.*



*Knife Cases.*




*Knife Cases.*




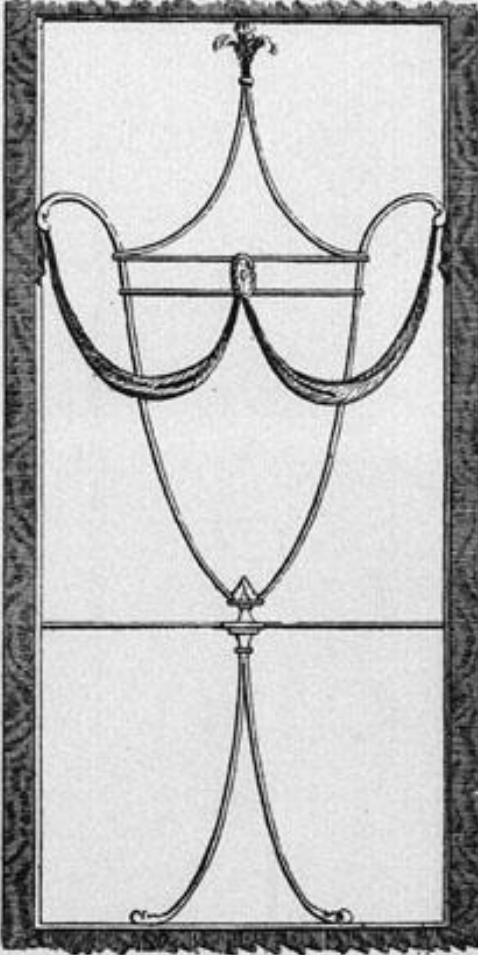
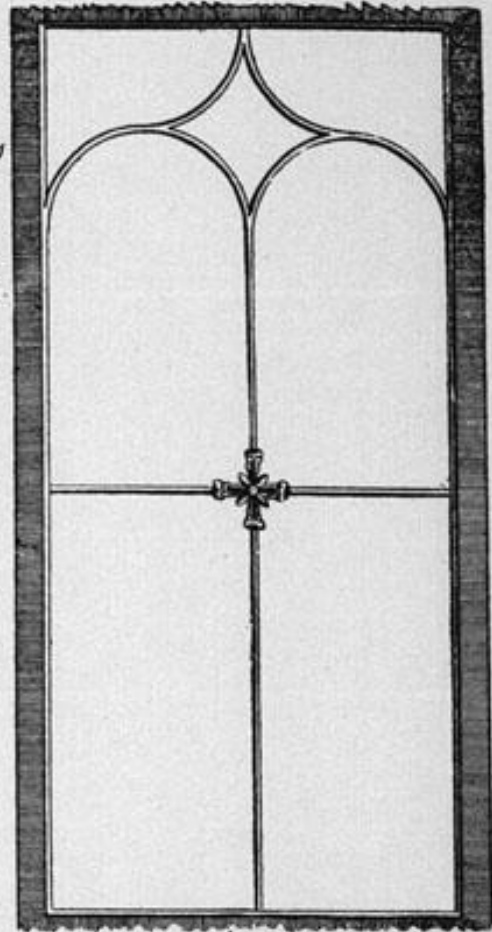

*Desk and Bookcase.*

*Pl. 40*




*London, Published by J. Taylor, N<sup>o</sup> 56, High Holborn. July 4, 1787.*

Doors  
for  
Book  
Cases  
&c




*Desk and Bookcase*

*Pl 41*




*London. Published July 1. 1787. by I & J Teyton, N<sup>o</sup> 56, High Holborn.*

*Desk and Bookcase.*




London. Published July 6, 1787, by L<sup>td</sup> J. Taylor, N<sup>o</sup> 56, High Holborn

*Secretary and Bookcase.*



London. Published July 2. 1787. by L<sup>td</sup> J. Taylor, N<sup>o</sup> 56, High Holborn.

Secretary and Bookcase


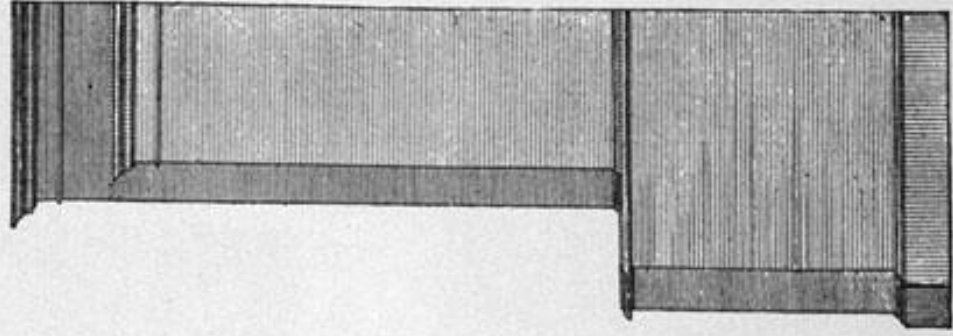


London Published July 2<sup>d</sup> 1787. by I. & J. Taylor, N<sup>o</sup> 56, High Holborn.




Library Case

End View




London, Published July 2, 1847, by L. & C. Taylor & Co. High Holborn

Library Case.




London, Published Sept. 18 1787, by L. J. Baskin, Pr. at the Bathurst.

Library Case.




London, Published Decr. 1837, by J. Taylor, N<sup>o</sup>. 8, High Street.

Library Case.

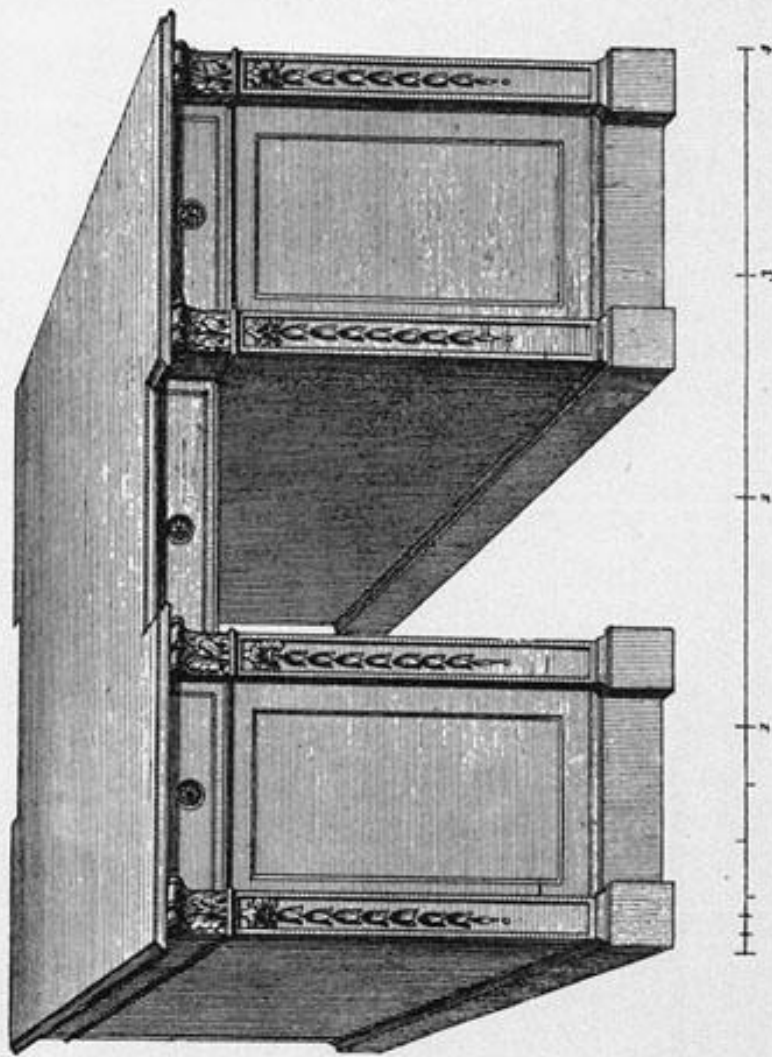


B



London, Published by L. J. Taylor, 87, St. John's High Street, July 2, 1877.

*Library Table:*





*London, Published Sept. 3<sup>rd</sup> 1797, by T. & J. Taylor, N<sup>o</sup> 36. High Holborn.*

*Library Tables.*



London, Published Oct. 1<sup>st</sup> 1787, by L. & J. Taylor, N<sup>o</sup>. 56, High Holborn.

Reading Desks.



London Published Oct 7<sup>th</sup> 1847 by J. & J. Taylor, N<sup>o</sup> 58, High Holborn.

*Chests of Drawers.*

*Pl 52*



*B*




*C*

*London, Published July 6. 1787, by J. and T. Taylor N<sup>o</sup> 56, High Holborn.*



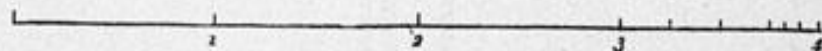
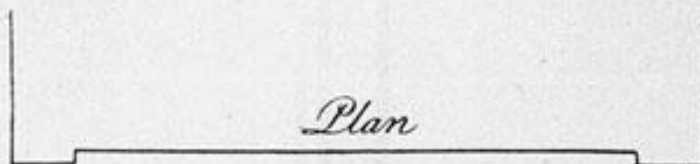
*Double Chest of Drawers.*



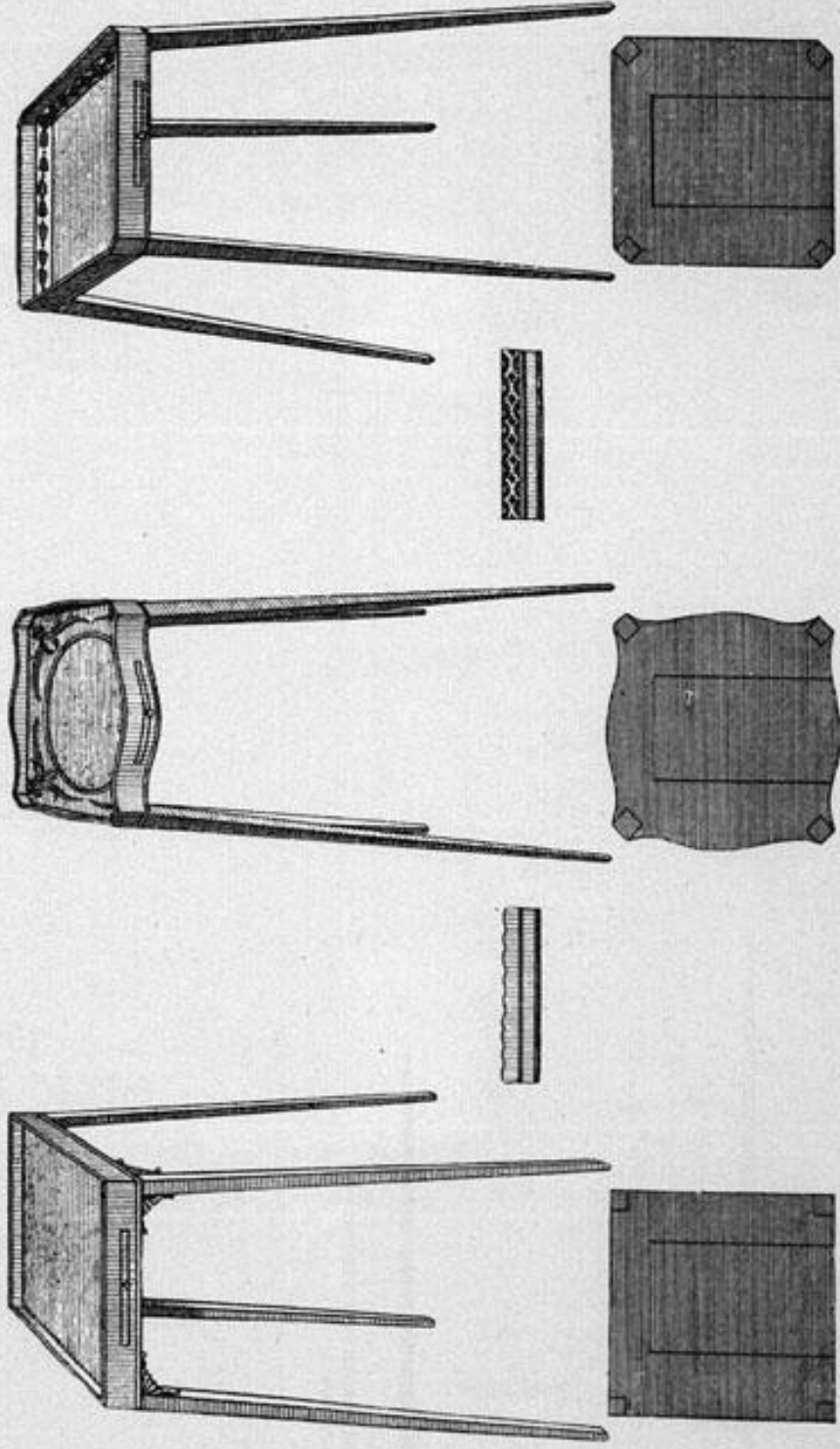
*Double Chest of Drawers.*



D




*Alm Stands.*






*London. Published July 2<sup>d</sup> 1787. by I & J. Taylor. N<sup>o</sup> 56. High Holborn*

Urn Stands.








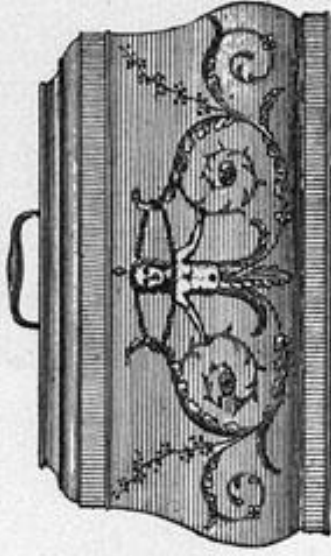
London: Published July 2, 1787, by J. & J. Taylor, N<sup>o</sup>. 56. High Holborn

Tea Caddies




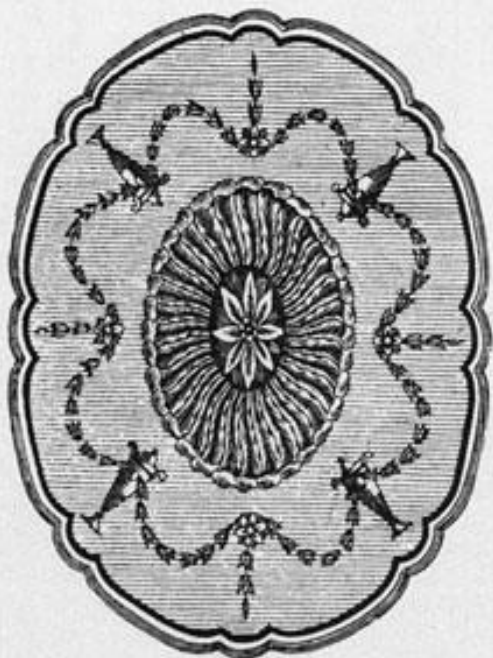



Plans.

Tea Chests.

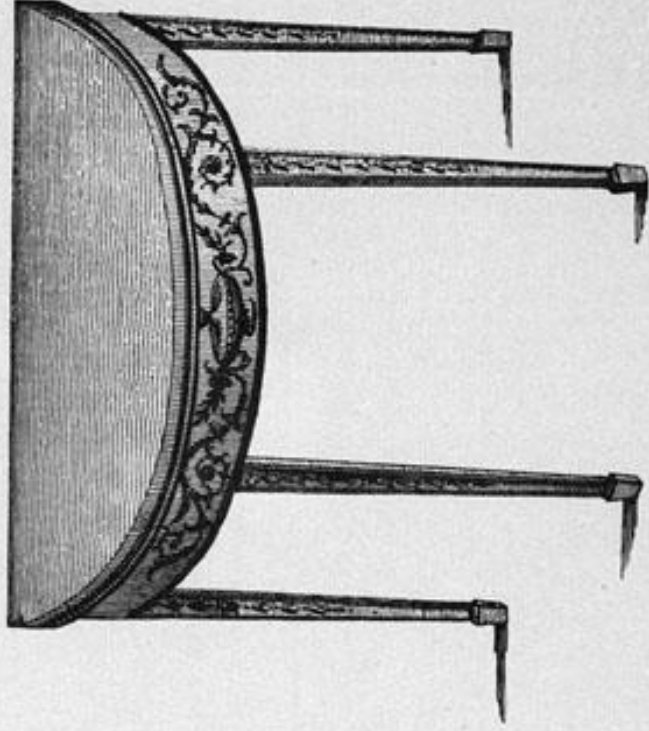
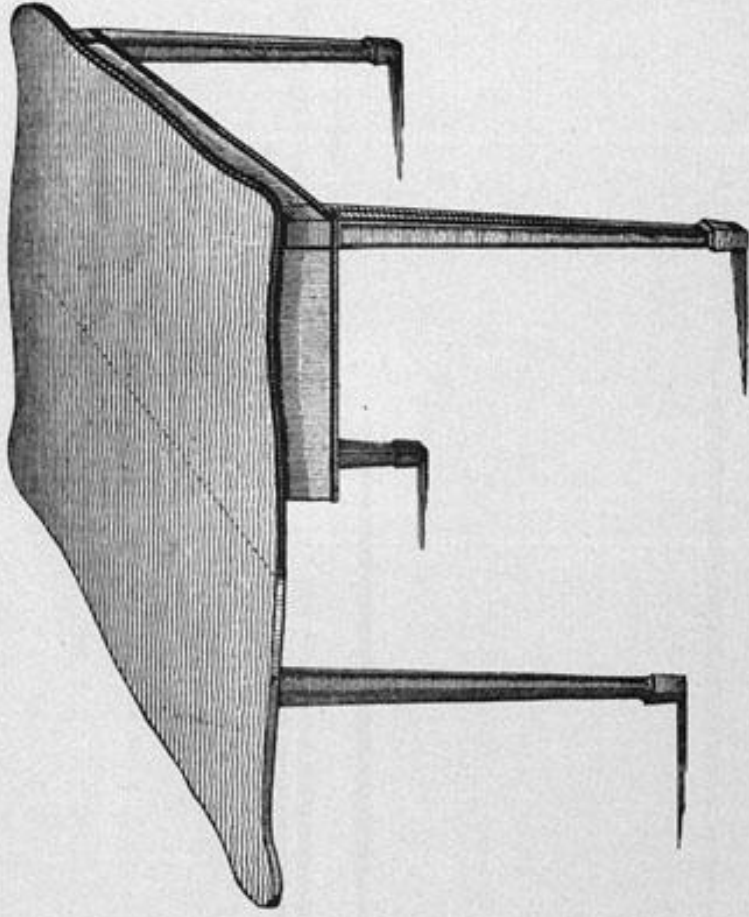


Plans


Tea Trays.



*Card Tables*


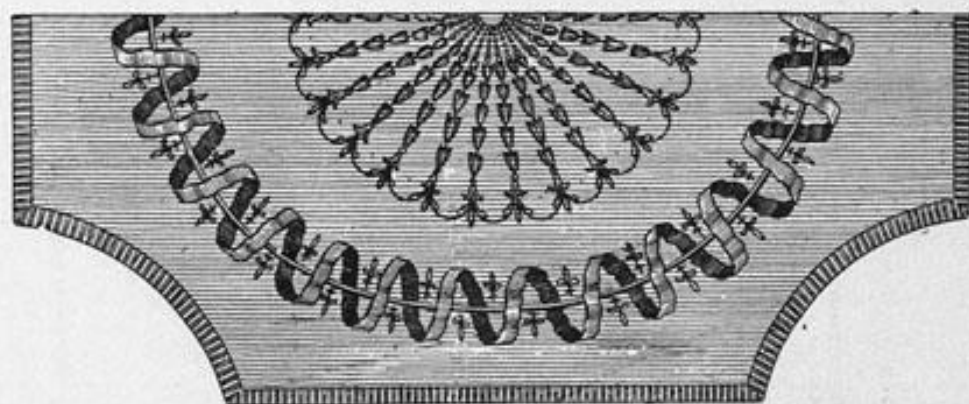



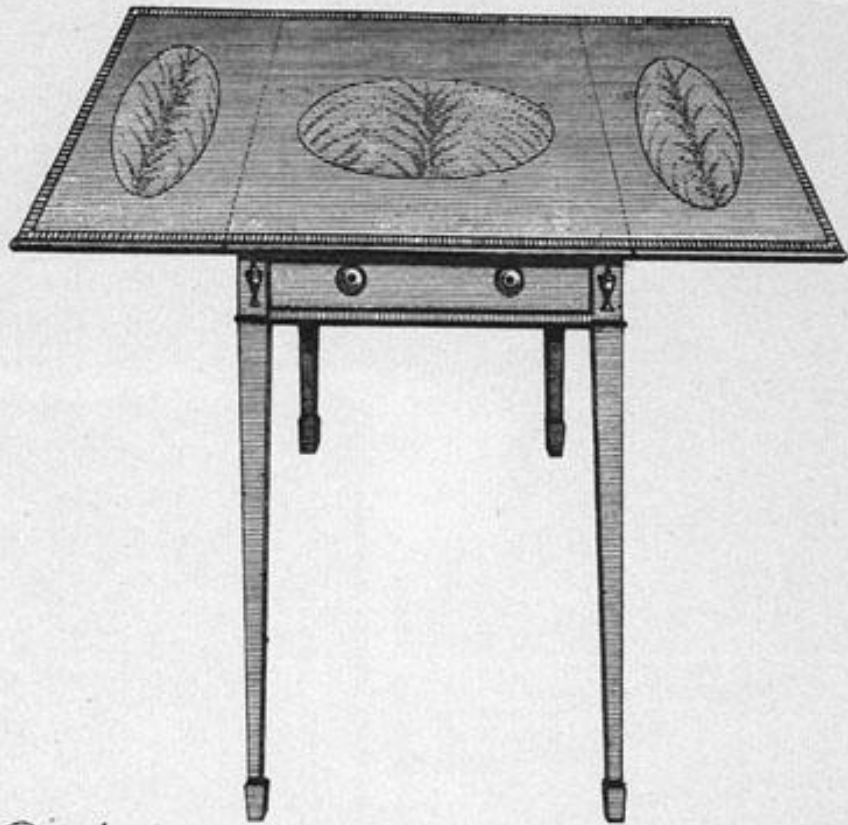




*Tops for*


*Card Tables.*







*Pembroke*


*Tables.*







*Tops for Pembroke Tables, &c*








*Pier Tables.*







*Pier Tables.*






*Tops for*

*Pier Tables, &c*




*Tambour Writing Table*



*London . Published Sept. 24, 1797, by L. J. Topley, N<sup>o</sup>. 38, High Holborn.*


*Tambour Table.*



London, Published July 2<sup>d</sup> 1787, by Isaac Taylor, N<sup>o</sup> 26, High Holborn.

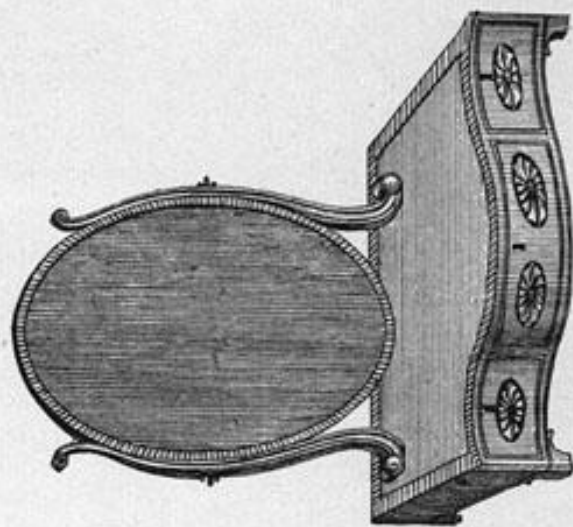
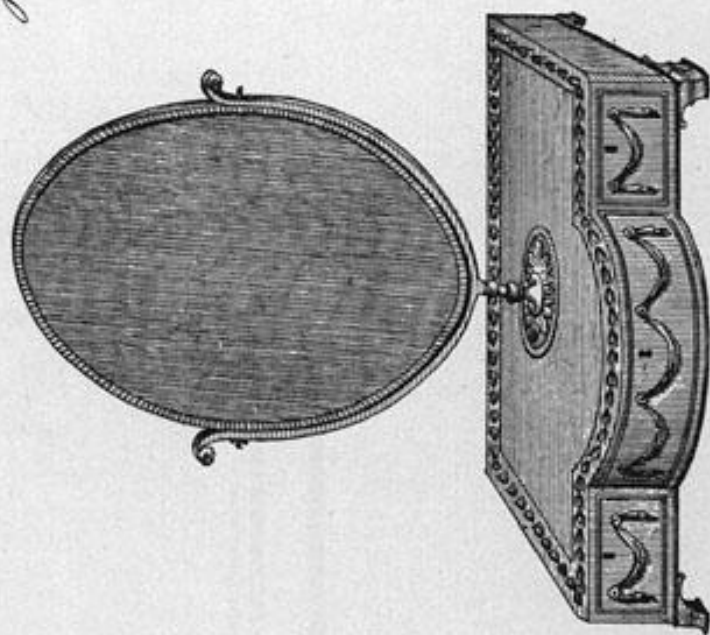


*Tambour Writing Table and Bookcase.*

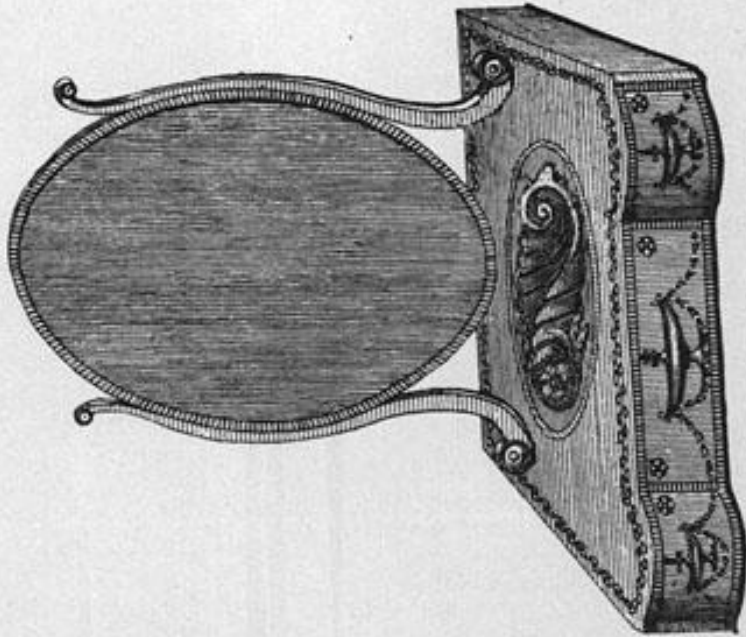
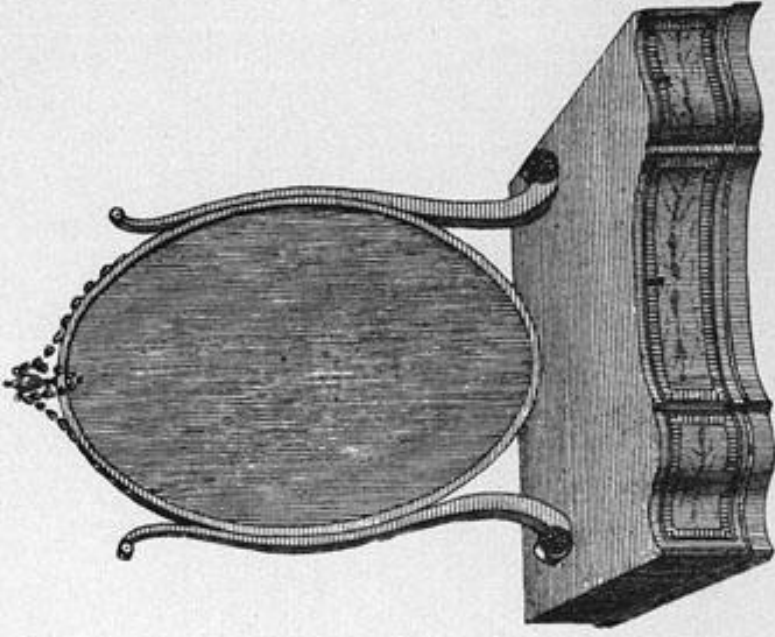


London, Published July 2, 1787, by G. J. Taylor, N<sup>o</sup> 56, High Holborn.


Dressing Glasses.



*Darstellung Glases*





*Ladies Dressing Tables.*



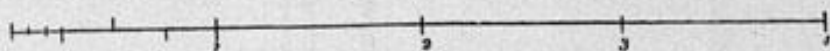

*London, Published Oct. 5<sup>th</sup> 1837, by J. & J. Taylor, N<sup>o</sup> 88 High Holborn.*

Ladies Dressing Tables



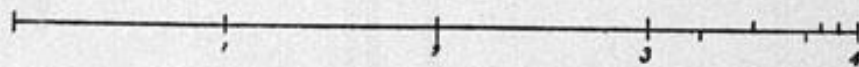

London, Published Sept. 27, 1837, by J. & J. Taylor, No. 56, High Holborn.

*Dressing Drawers.*




*London, Published Oct<sup>r</sup> 1<sup>st</sup> 1787, by I. & J. Taylor, N<sup>o</sup> 56, High Holborn.*

*Dressing Drawers.*




*Dressing Drawers.*

Pl 76



B



C




*Commode Dressing Table.*




*London Published July 2<sup>d</sup> 1787, by L&J Taylor, N<sup>o</sup> 56, High Holborn.*


*A Commode.*




London, Published Oct. 5, 1797, by J. J. Johnson, at the Strand.



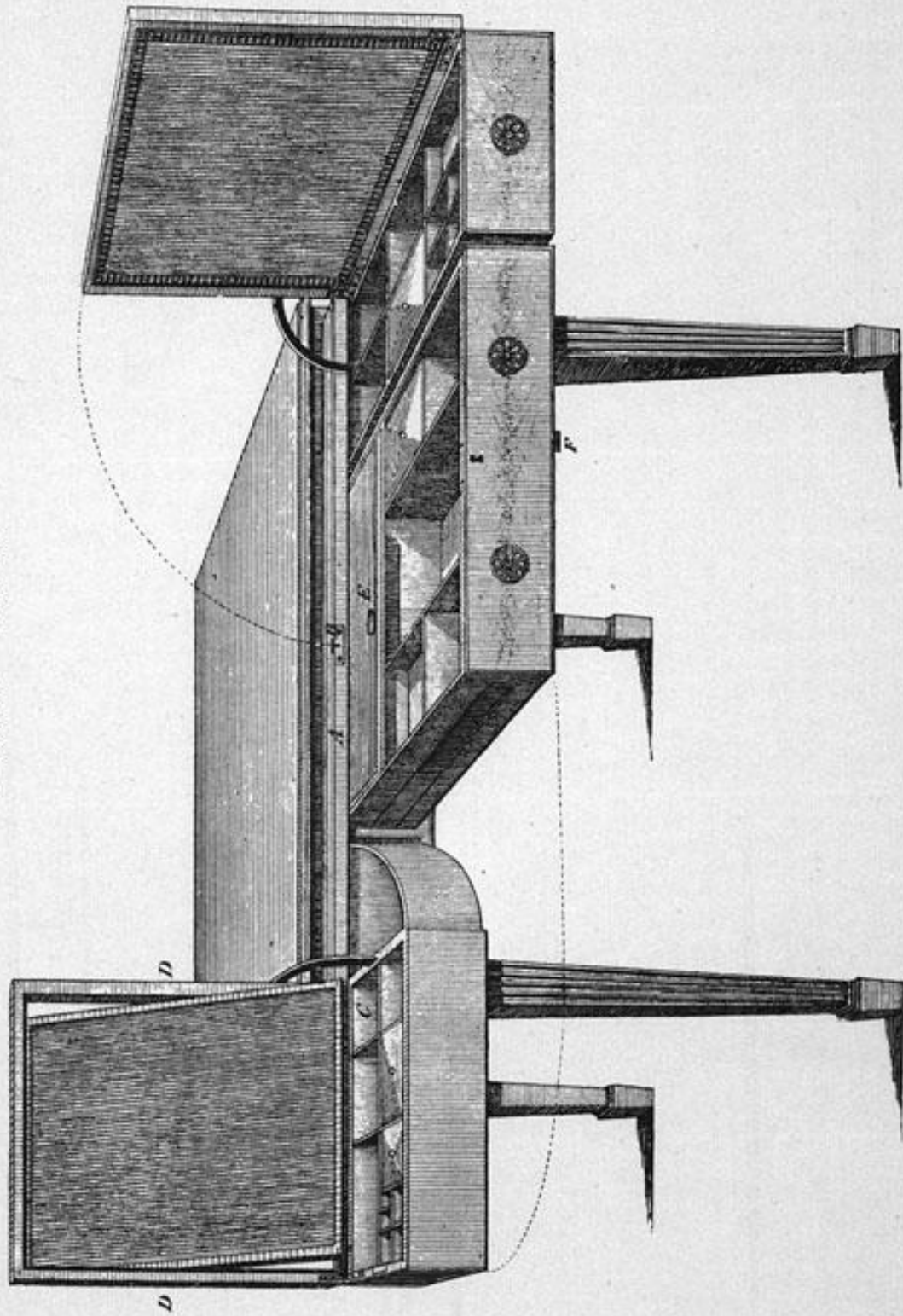
*Tops for Dressing Tables.*



*and Commodes.*

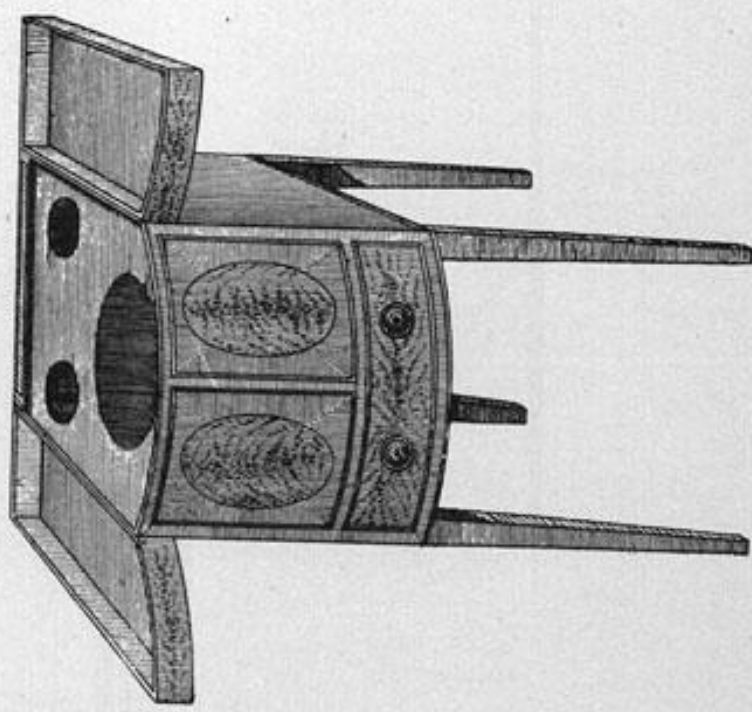
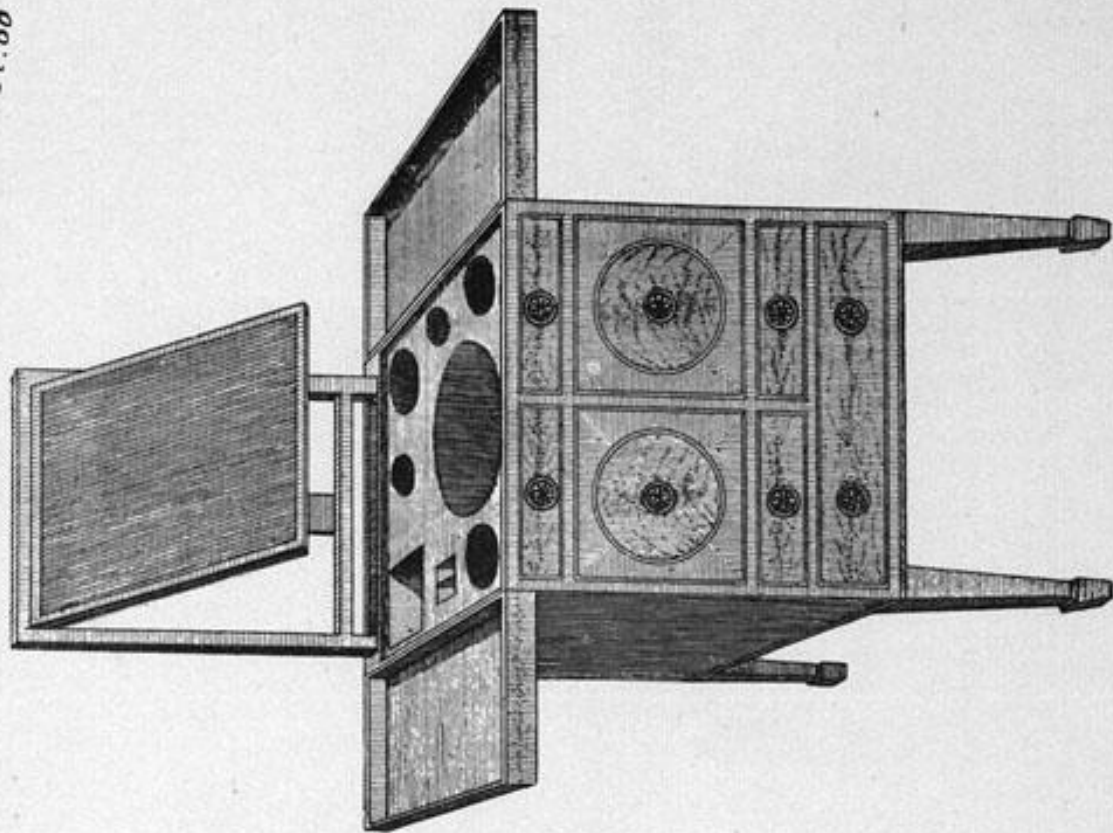


Rudd's Table.




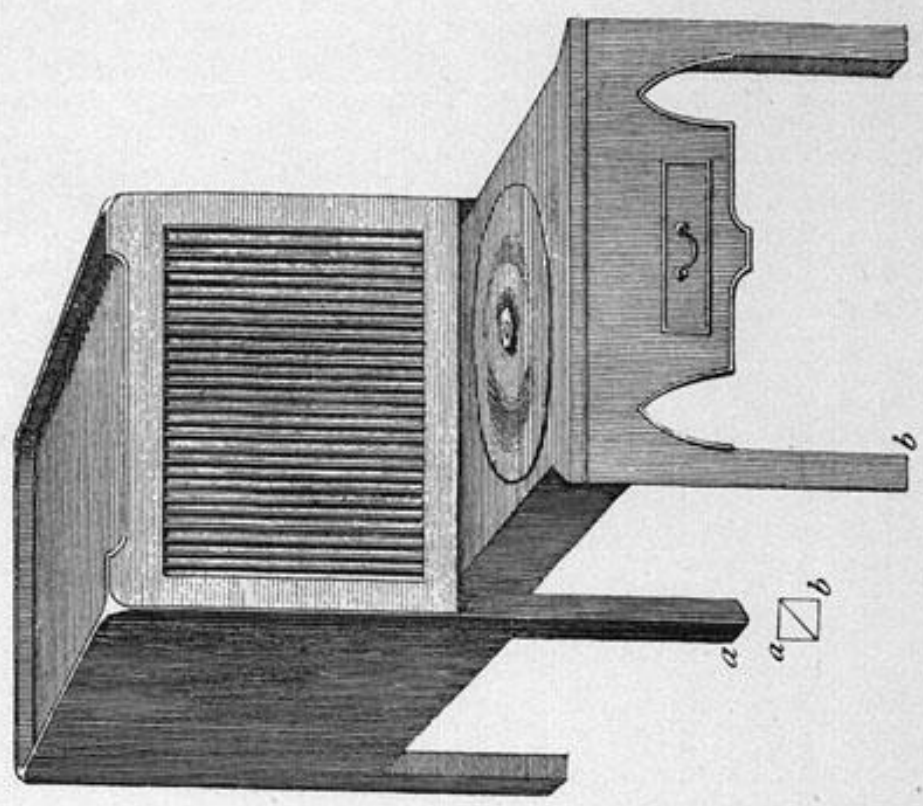
London, Published July 2. 1797. by L. & J. Taylor, at the Sign of the Golden Bell.

*Shaving Tables.*



*London, Published July 4. 1787, by T. & J. Taylor, N<sup>o</sup> 56, High Holborn.*

*Night Table.*

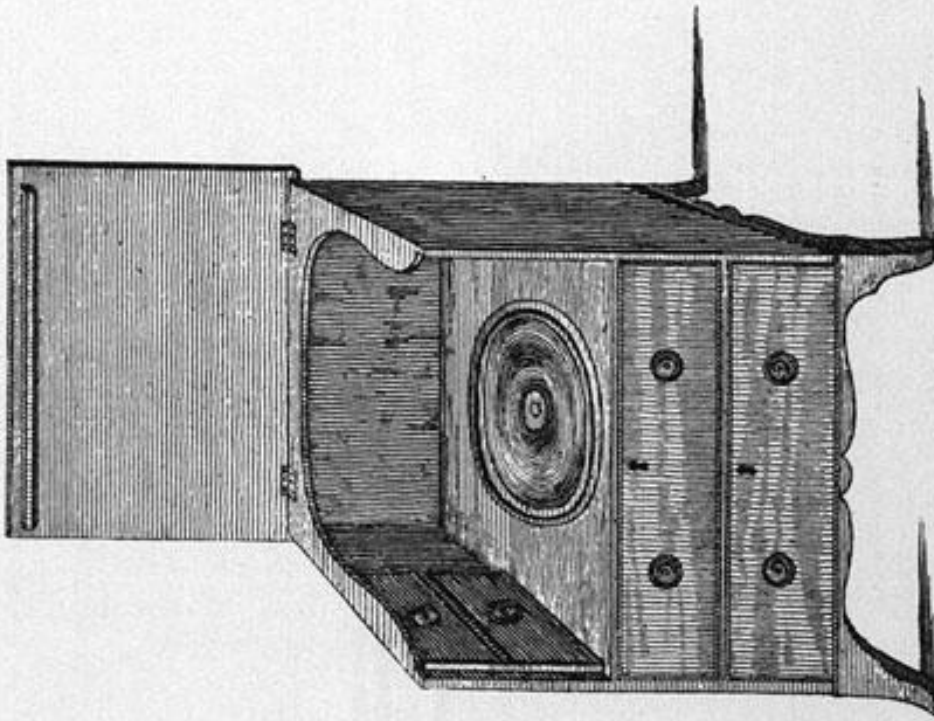
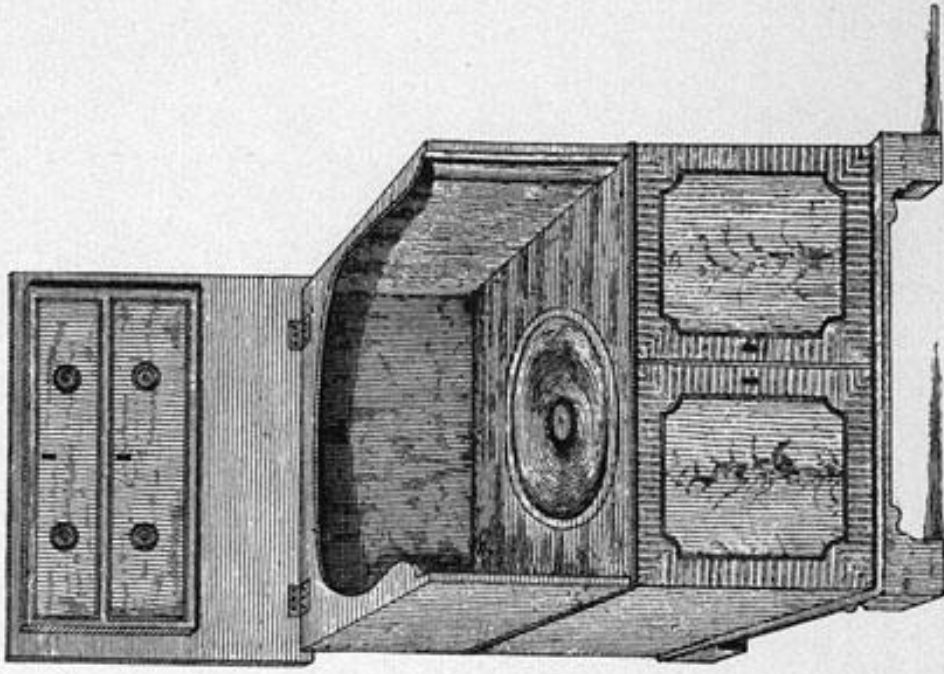


*Table.*

*Shaving*

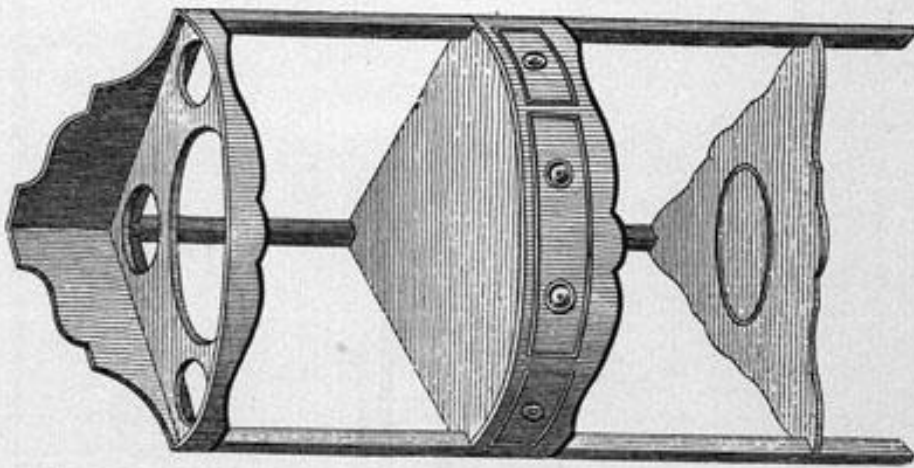
*Bidet*

*Night Tables.*


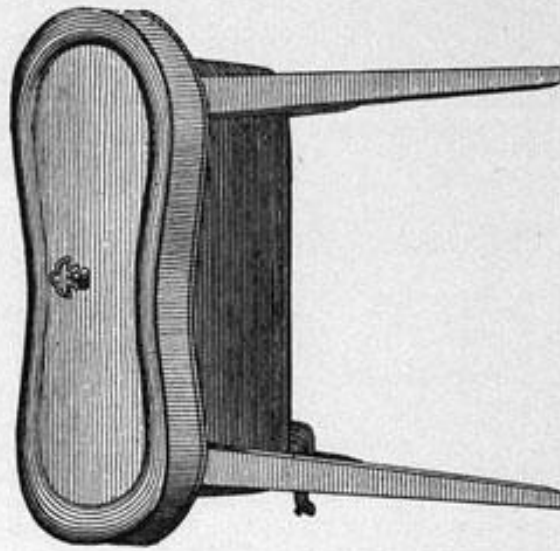


*London, Published July 2, 1789, by T. A. S. Dighton, Sr. & Co. Night Table.*

*Bason Stand*



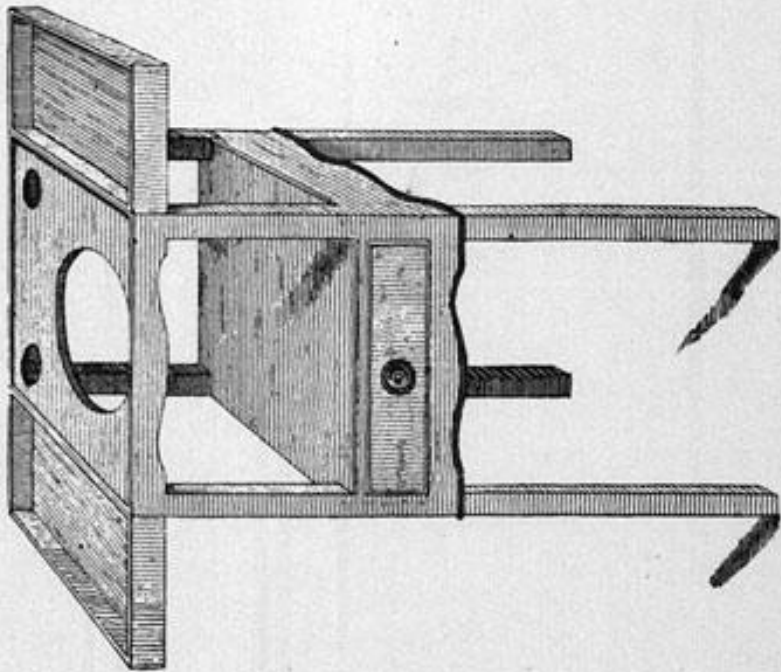
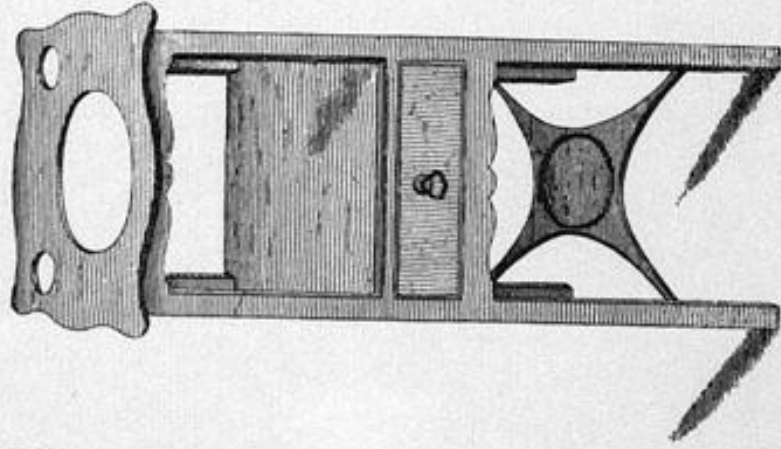
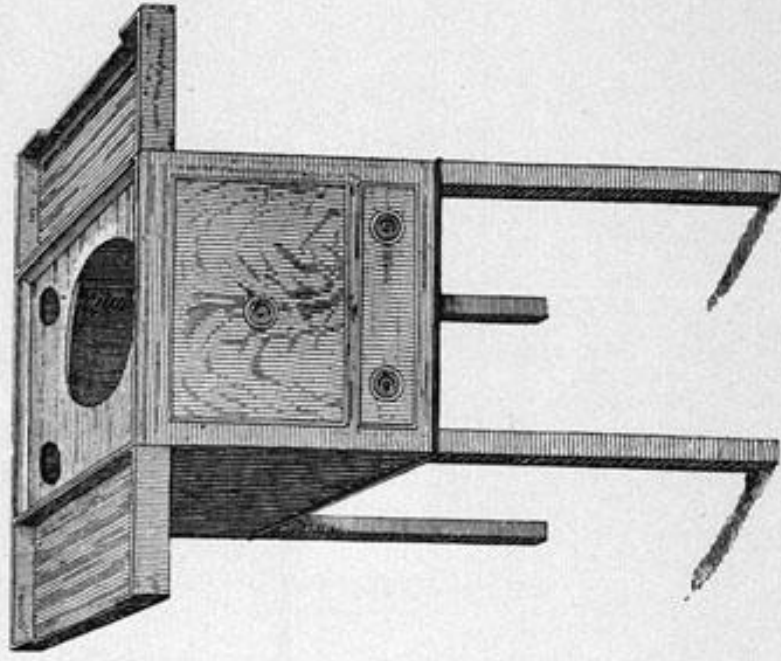
*Budet.*



*London, Published Oct. 1<sup>st</sup> 1807 by J. K. J. Taylor, N<sup>o</sup>. 58. High Holborn*




*Bacon Stands.*




*London, Published Sept. 2<sup>d</sup> 1787, by L. J. Taylor, N<sup>o</sup> 58 High Street.*

Wardrobe.

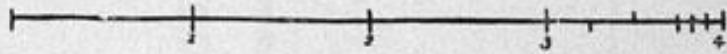



Wardrobe



B

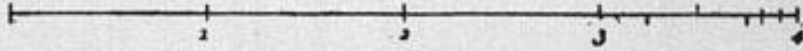
Wardrobe.



Wardrobe.

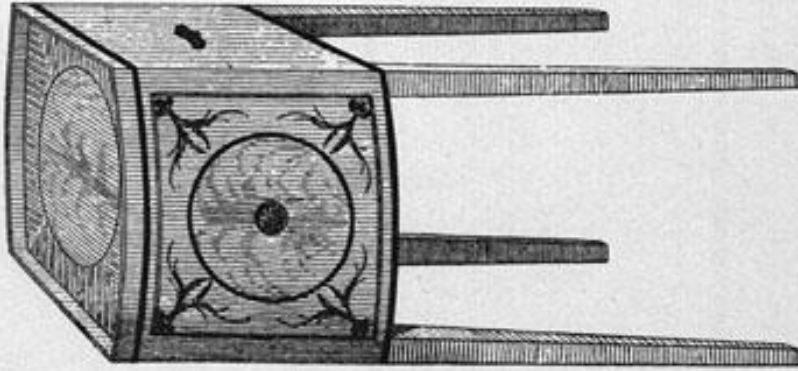
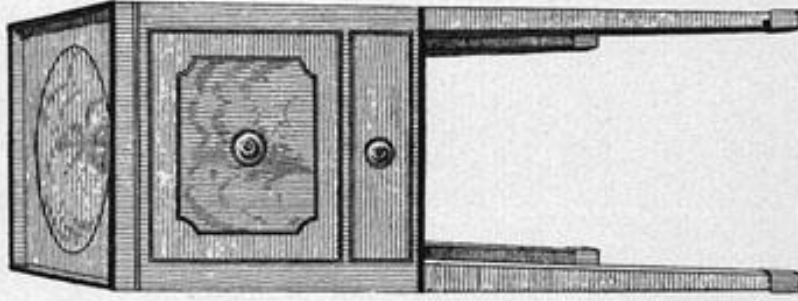
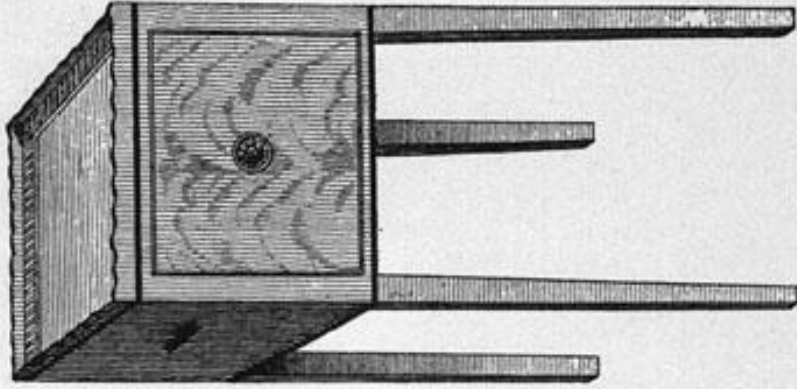


D





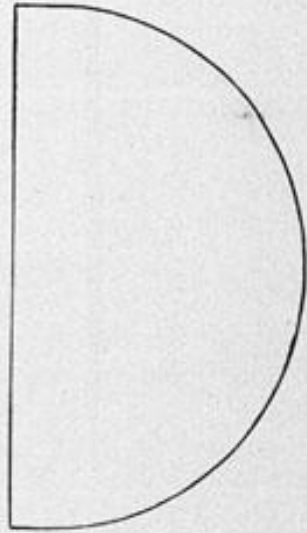

London, Published Sept. 1<sup>st</sup> 1787, by Lk. J. Taylor, N<sup>o</sup> 56, High Holborn.

*Two Cupboards*

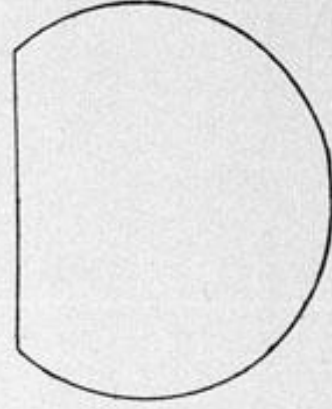
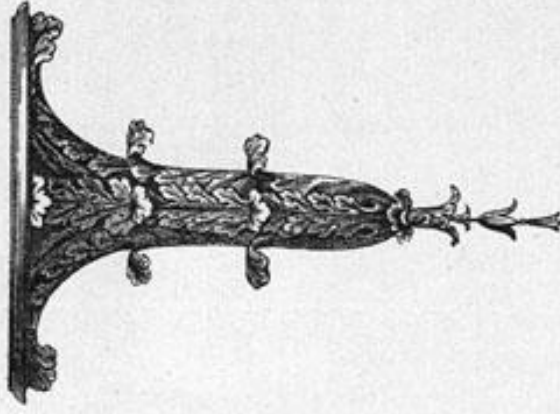


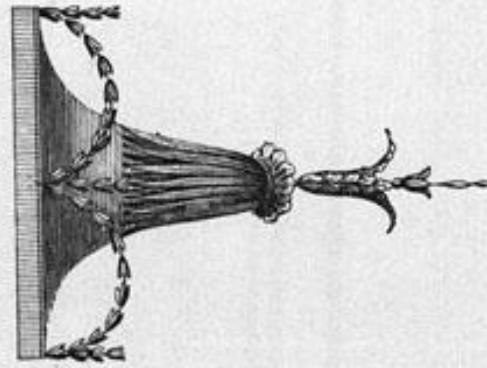


*London. Published Sept. 1<sup>st</sup> 1787, by L. L. Taylor, No. 38, High Holborn.*

Brackets A




Brackets: 3






*Hanging Shelves*




London, Published Sept. 24, 1787, by I. & J. Taylor, N<sup>o</sup>. 56. High Holborn.

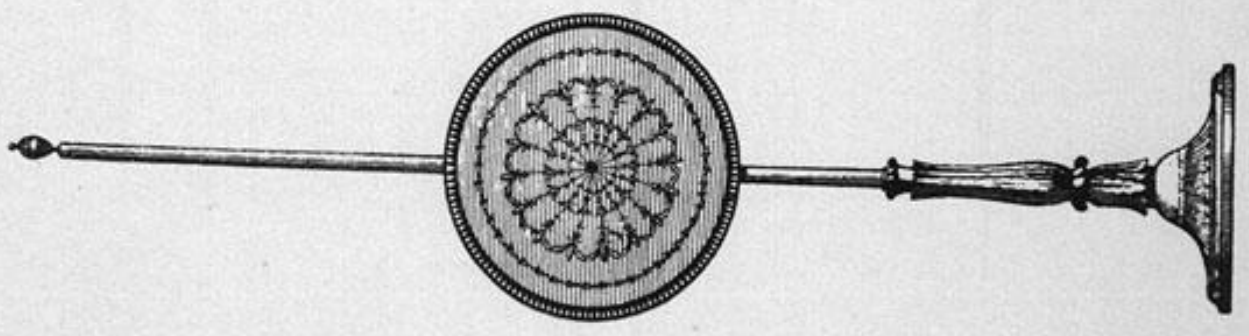
Pl. 93



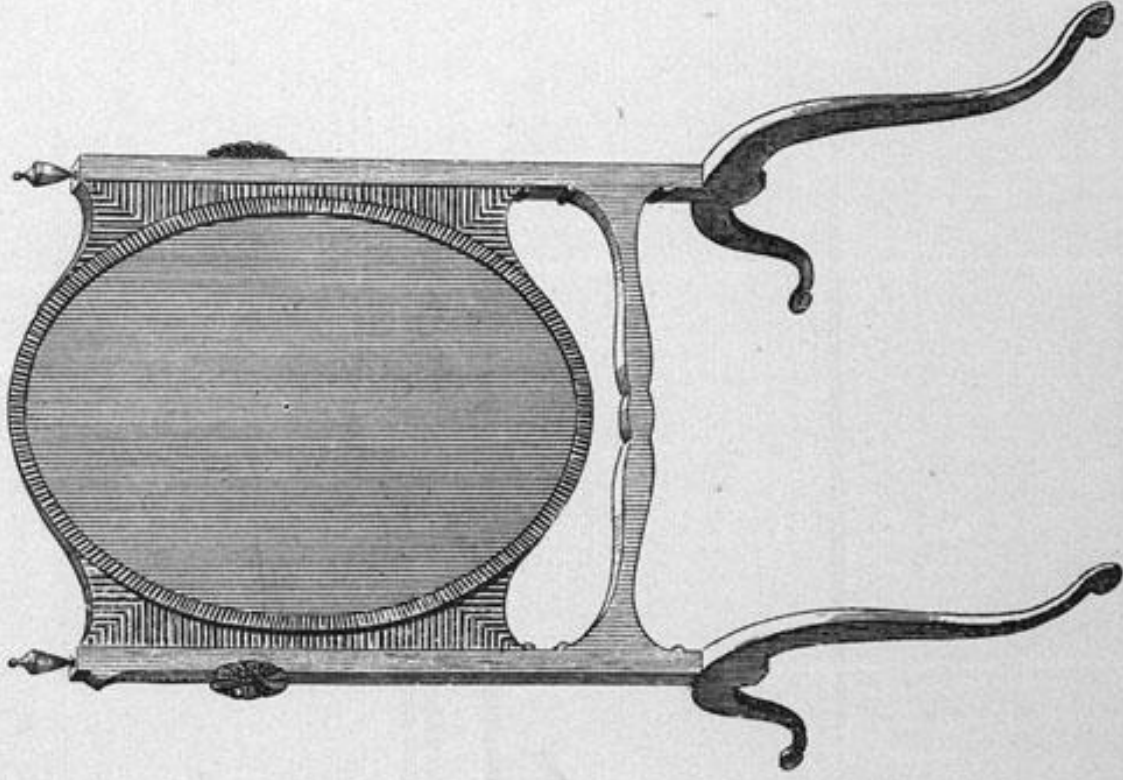
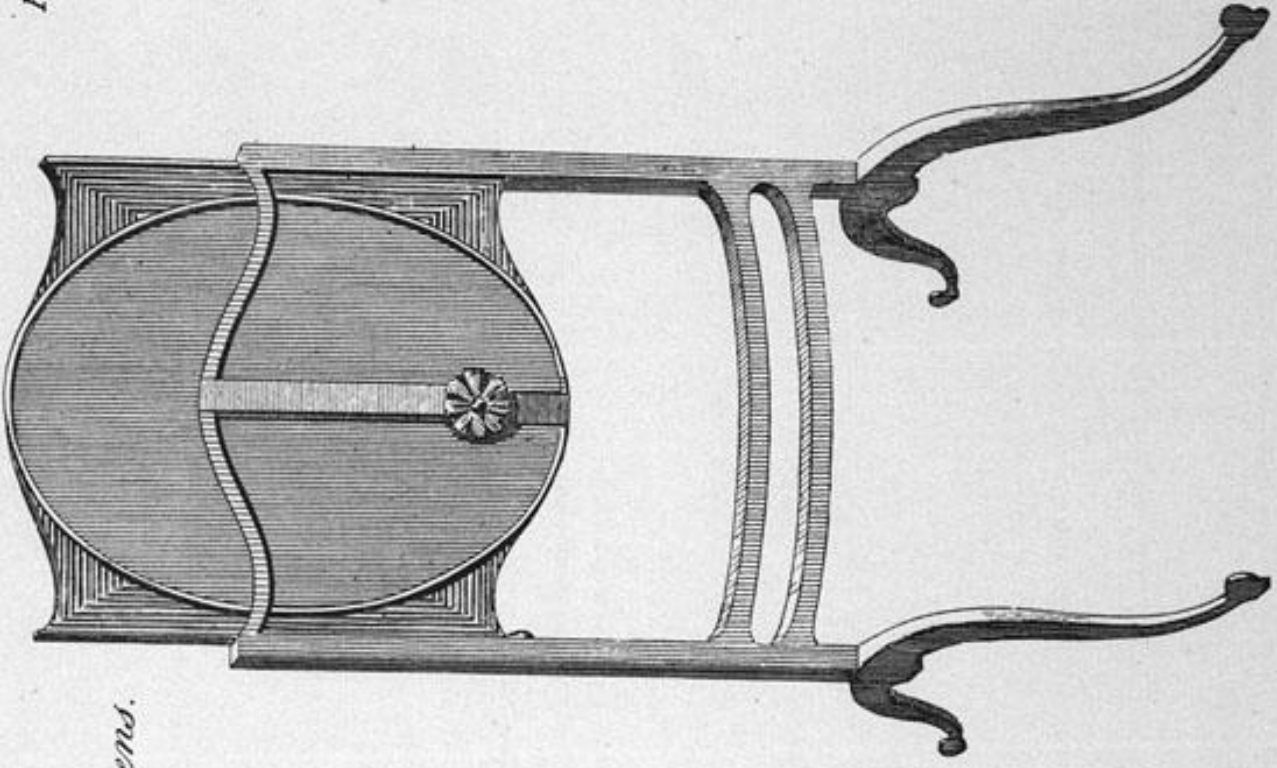
Pole-Top Screens




London, Published Oct. 7, 1877, by J. Taylor, N. 56, High Holborn.



*Horse Face Screens.*




*Design for a Bed.*



B

*Design for a Bed.*


*Pl. 96*



*London, Published Oct: 1<sup>st</sup> 1787. by I. & J. Taylor, N<sup>o</sup> 36, High Holborn.*

*Design for a Bed*


*Pl. 97*



*London, Published Oct. 7. 1787, by L. J. Taylor N<sup>o</sup> 36. High Holborn*

*Design for a Bed.*


*Pl. 98*



*London. Published July 4. 1787. by T. & J. Topley. N<sup>o</sup> 56. High Holborn.*

*Design for a Bed.*


*Pl. 99*



*London, Published Oct. 1787, by L. & J. Taylor, N<sup>o</sup> 58, High Holborn.*




*Design for a Bed.*




*Design for a Bed.*

*Pl. 101*




*London, Published Oct. 1<sup>st</sup> 1787, by I. & J. Taylor, N<sup>o</sup> 58, High Holborn.*

*Field Bed*



*London, Published Oct. 1<sup>st</sup> 1787, by I. & J. Taylor, N<sup>o</sup> 56, High Holborn.*


*Field Bed.*



*London, Published Oct. 1<sup>st</sup> 1787, by L. & J. Taylor, N<sup>o</sup> 36, High Holborn*

*Sweeps for Field Bed tops*

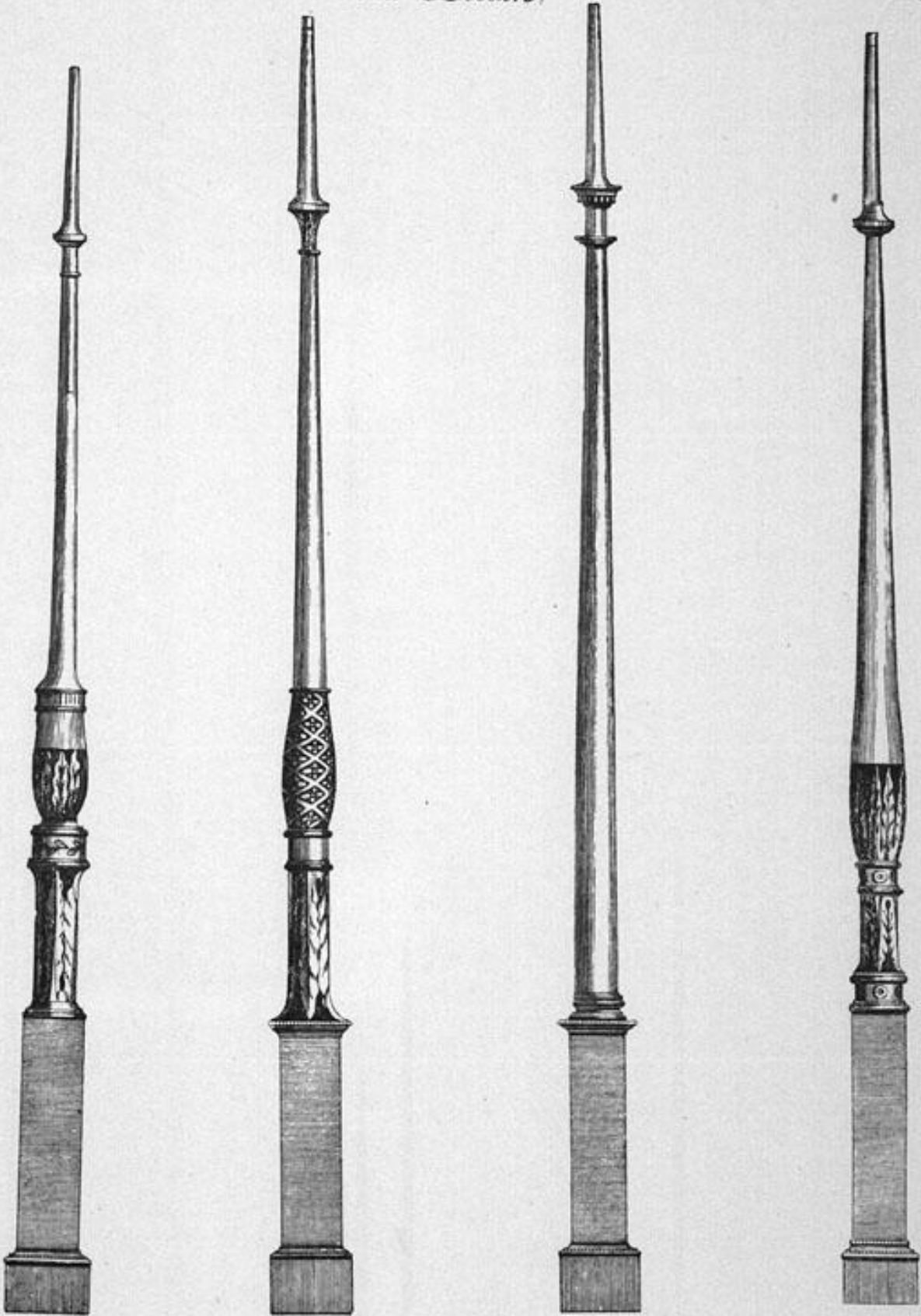
Pl. 104




*London. Published Oct. 1<sup>st</sup> 1787. by J. & J. Taylor. N<sup>o</sup> 56. High Holborn.*

*Bed Pillars.*

*Pl. 105*




Bed Pillars




*Cornices for Beds or Windows*

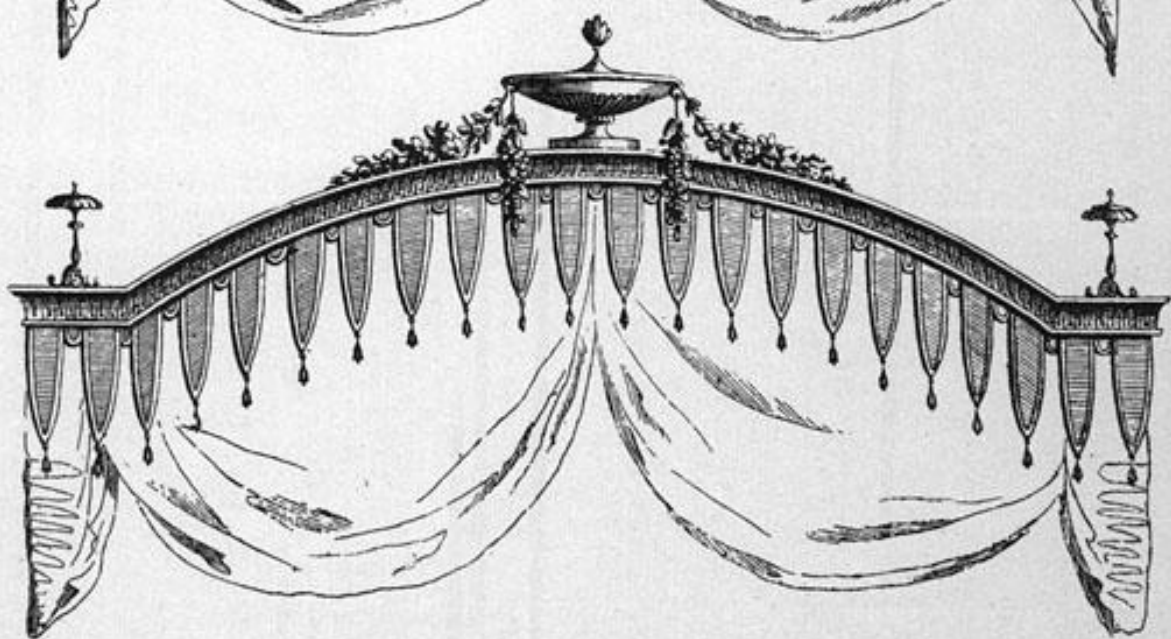
*Pl. 107*



*A*



*B*

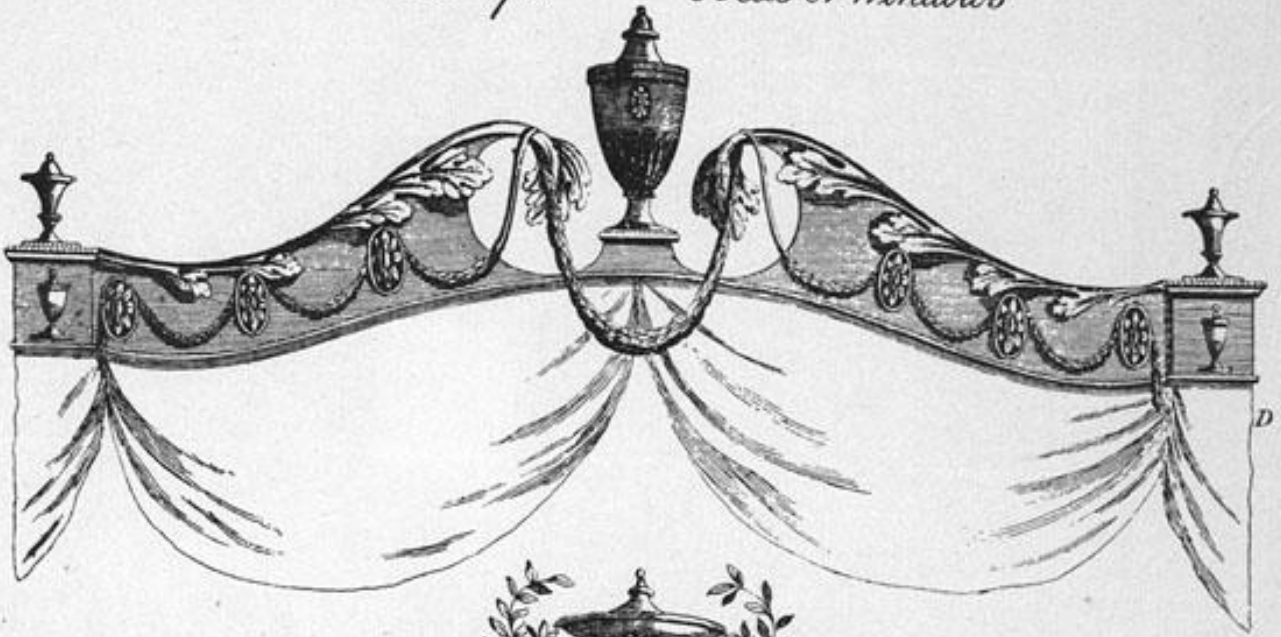


*C*




*Cornices for Beds or Windows*


*Pl. 108*



*D*




*E*

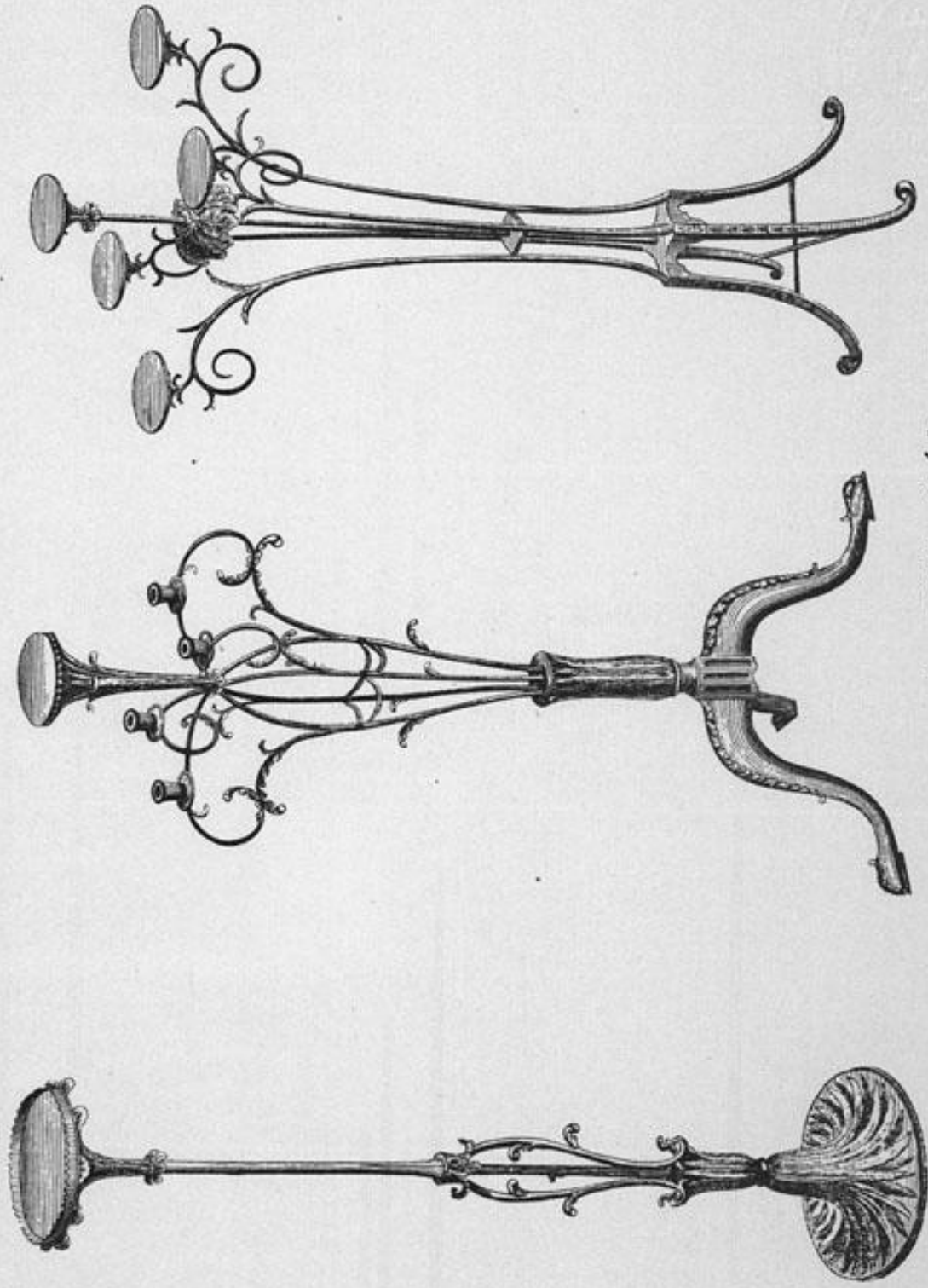


*F*

*Cornices for Beds or Windows. Pl. 109*




Candle . Stands





London. Published by T. & J. Tappin, 87, 88, High Holborn, July 4, 1847.

*Pl III*

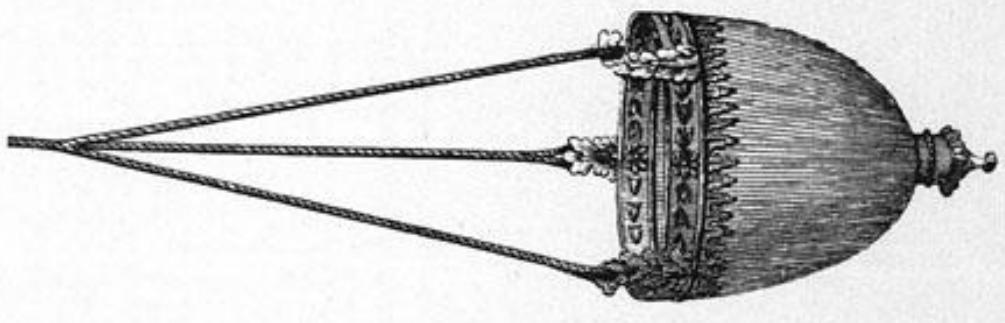
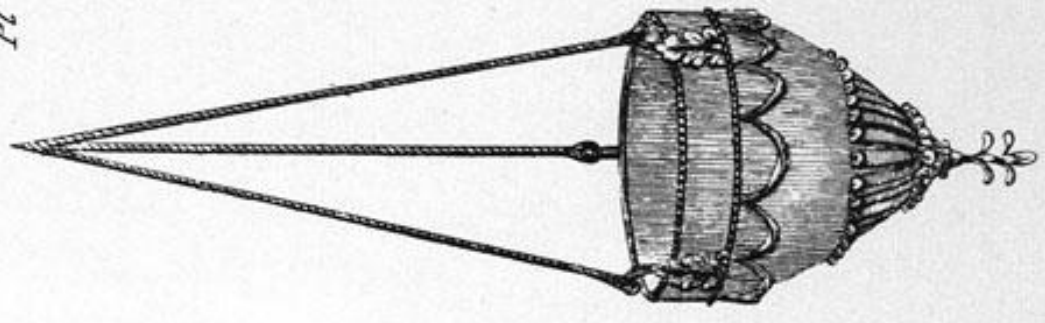


*Candle Stands.*

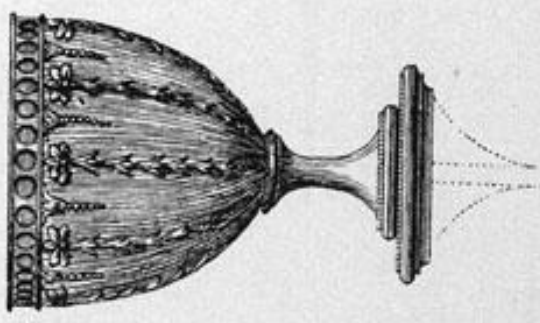

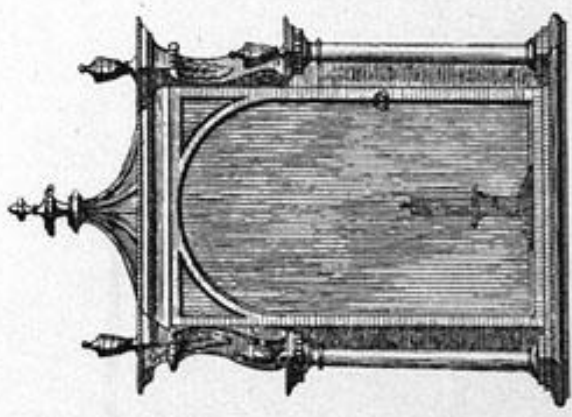


*London. Published July 2, 1797. by T & J Taylor, No 56, High Holborn*

Pl 112

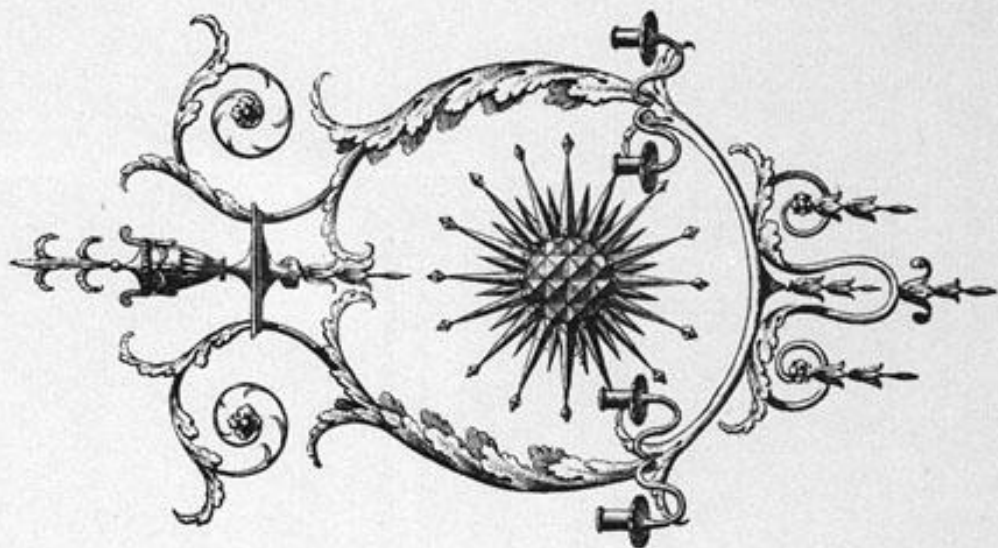



Lamps

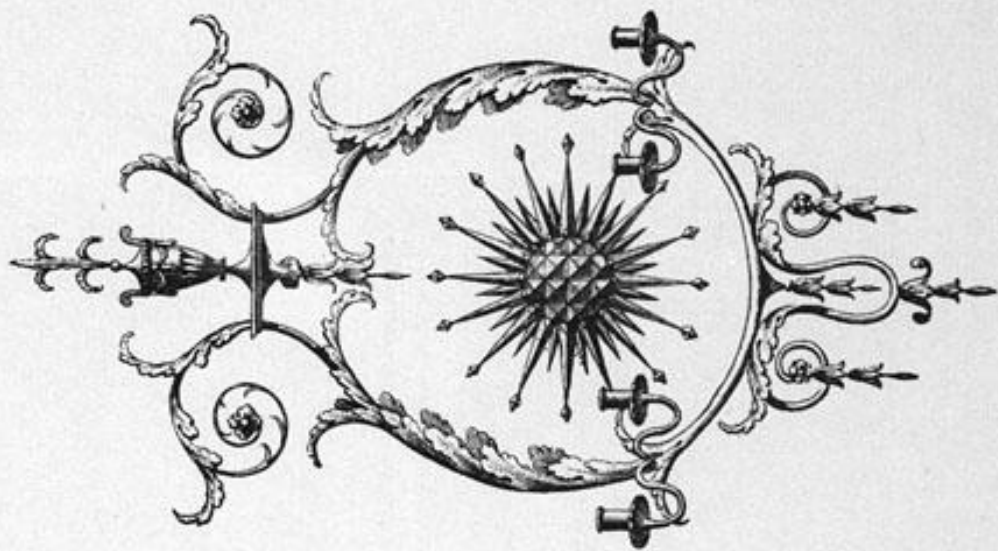



London. Published Sept. 1, 1837, by T. & J. Taylor, 87 St. Hugh's Holborn

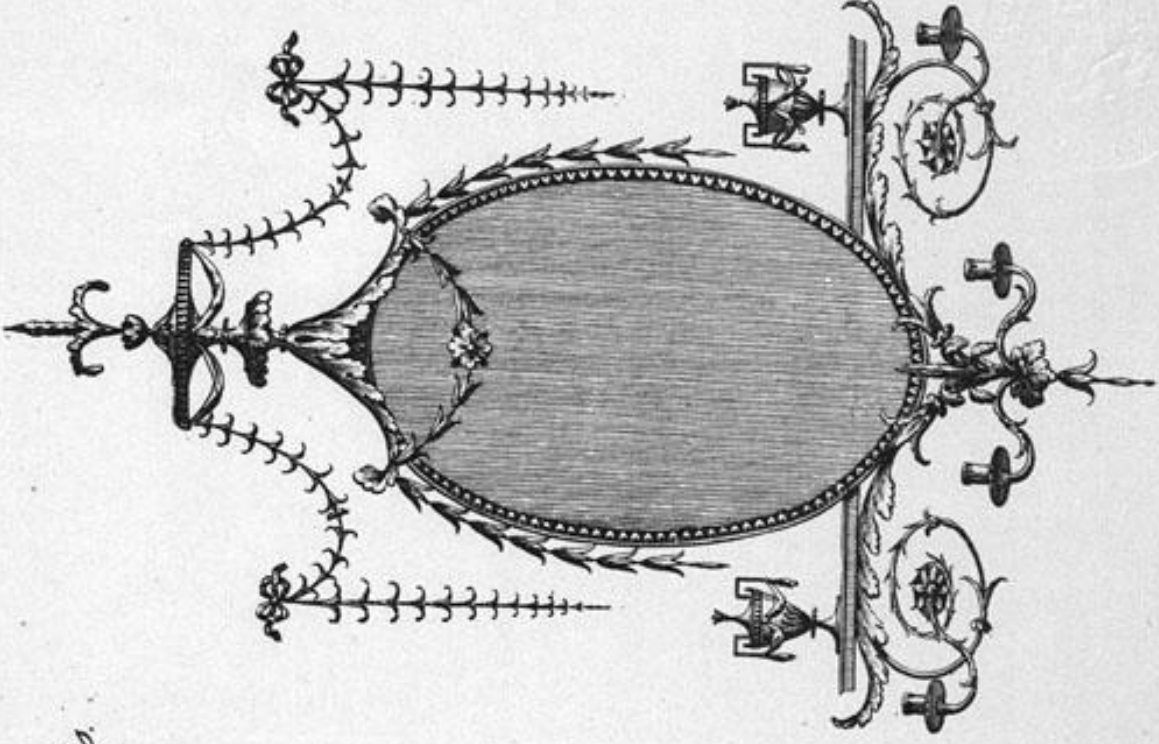
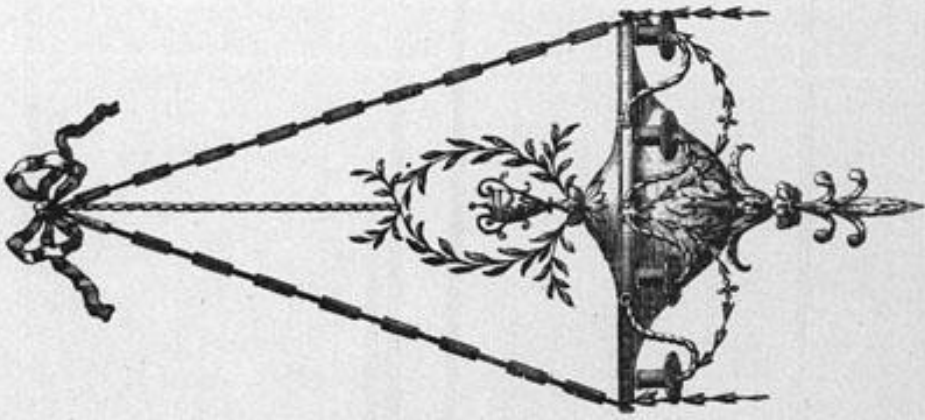
*Girandoles.*



*Girandoles.*






Girandoles.







Deur  
Glasfen



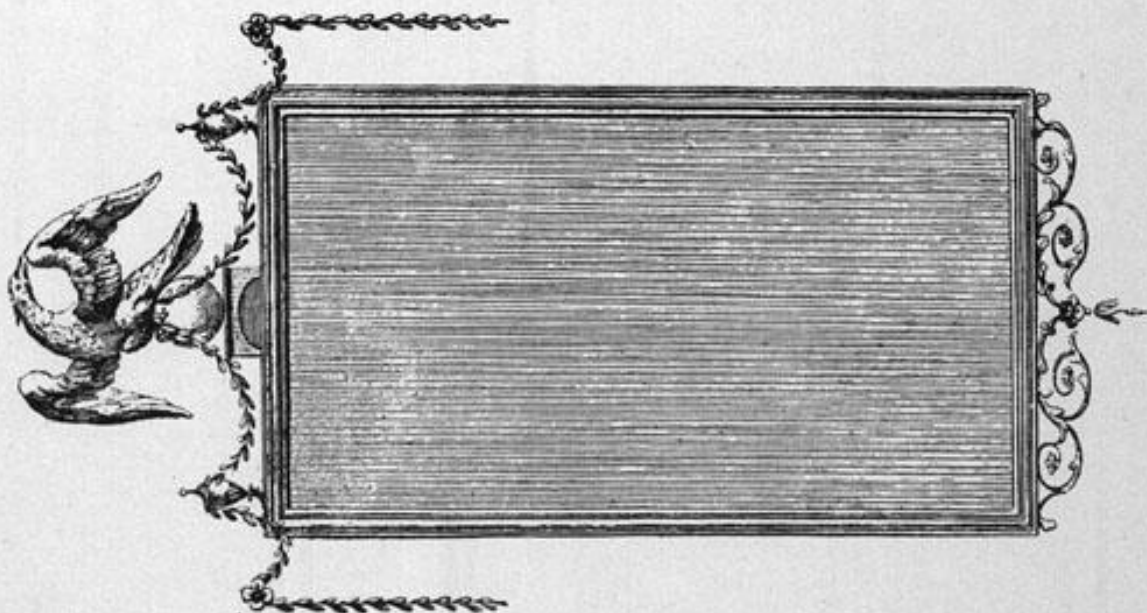
Pl 117



Glaives




Pier




Invention Published Sept. 1787, by C. & J. Taylor, No. 16. High Holborn


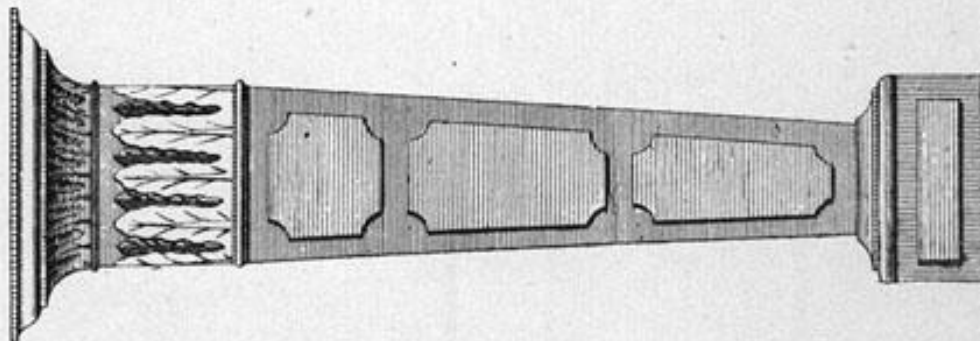
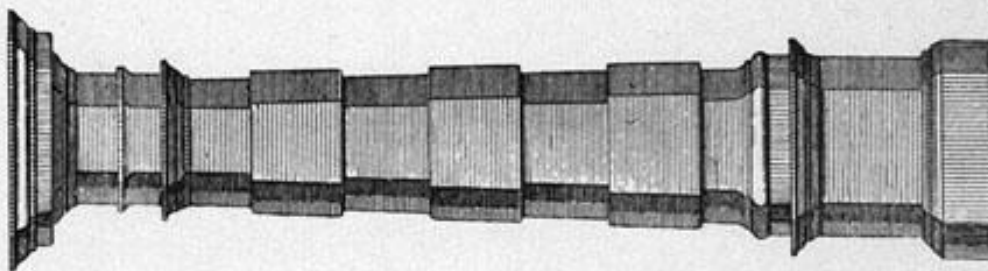
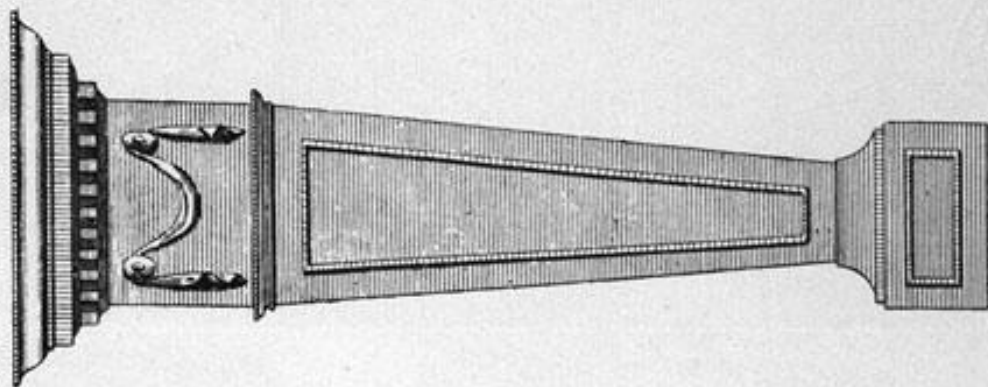
Glafoes





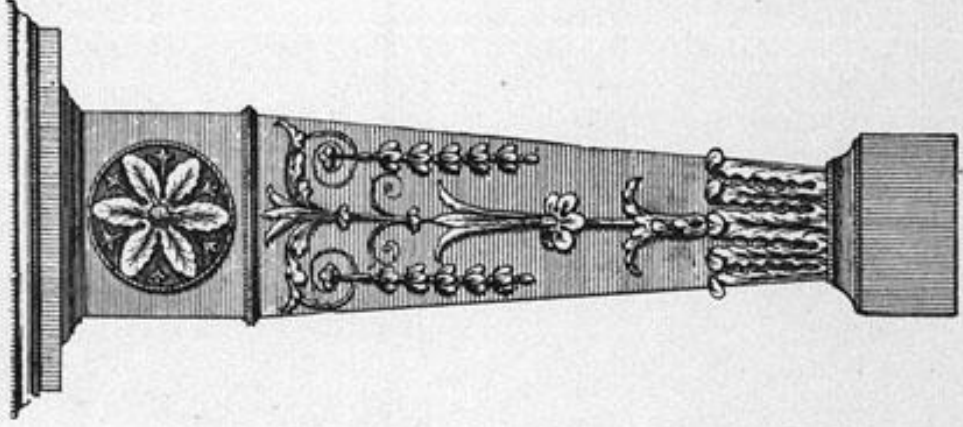

Pier




*Terms for Busts, &c.*



*Stands for Busts, &c.*

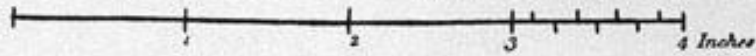



*Cornices at large.*

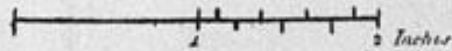



1 2 3 4 5 Inches.


*Cornices at large.*




*Base Mouldings at large.*



*Surbase Mouldings at large.*







*Plan of a Room, having the proper  
distribution of Furniture*

*London. Published 1787. by J. Taylor, St. John's Church, Strand.*