

Better Homes and Gardens®

WOOD

WIN!
Design-A-Toy™ Contest
NEARLY \$17,000 IN PRIZES • See Page 6

THE MAGAZINE FOR HOME WOODWORKERS

\$3.95

DECEMBER 1988 • ISSUE NO. 26

Display until December 20

LOOKING FOR A SHOP VACUUM?


Check out our specifications chart and performance evaluations

LEARN HOW TO MAKE AND INSTALL WOOD INLAYS

It's easy with our new techniques

24 TERRIFIC TIPS FROM YOUR SHOP AND OURS

(See page 16)



HOLIDAY GIFT SHOWCASE

Depth gauge...
scroll-sawed ornaments...
contemporary clock... dune buggy... collector's yo-yo...
nautical notepad holder... cribbage board...
turned ornaments... Father Christmas carving
See pages 67-84



Once you see the prices on these Delta tools, you'll have a decision to make.



Just remember, you'll have to live with it for a long time.

It happens with Delta tools. They outlast the best of us. It's just the way they're built. So make your choice carefully.

But you'd better not waste a whole lot of time deciding. Because for a limited time, we're offering our 14" Wood Cutting Band Saw and 18" Electronic Scroll Saw for a sale price you won't believe.

Give our Band Saw* a look. It's only \$499. In case you're wondering, that adds up to \$283 off the suggested retail price. And with its heavy-duty construction, 1/2 HP motor, lamp

attachment and steel stand, you'll be able to do all kinds of contour cutting, straight cutting or resawing.

But the deal doesn't stop there. Not by a long shot.

Because our 18" Electronic Variable Speed

Scroll Saw is only

\$699. And since we're talking numbers, that adds up to savings of \$315. And the saw itself? Just pick a speed. Any speed. Lock it in. Electronically. Take a curve anywhere from 40 to 2000 CS/M. And work in areas as tight as 1/64" diameter, on stock up to 2" thick.

The Delta 14" Wood Cutting Band Saw. Or the 18" Electronic Scroll Saw. A tough choice, indeed. Then again, if you consider how much you save on both... you might avoid having to make a decision altogether.

Call toll-free for the name of your Delta dealer. Delta International Machinery Corp., 800/438-2486 (in PA, 800/438-2487).

Offer good only from participating dealers in the continental U.S., Alaska and Hawaii from July 1 to December 31, 1988.

**Building
On Tradition**
DELTA
A Pentair Company

*Model 28-243S

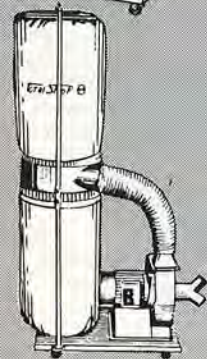
More New Items for '89



Dust Collector

- 1 hp, 110v
- 4" inlet
- Commercial quality
- Compact size


Reg. \$348.00
\$209.00
 (Shp. & Hdq. \$30.00)



Industrial Dust Collector

- 2 hp, 110v
- Two 4" inlets
- 1185 CFM
- 125 lbs.


\$499.00
 Value **\$339.00**
 (ships freight collect)



MS-648 Sanding Machine

- Table tilts 2 ways for horizontal or vertical sanding
- ¾ hp
- 6" x 48" Band
- 17¾" Table
- 143 lbs.

Reg. \$369.00
\$269.00
 (ships freight collect)



TS 14-56 14" Bandsaw

- Blade size up to ¾" wide
- Cast iron construction
- 180 lbs.
- ¾-hp

\$259.00
 (ships freight collect)

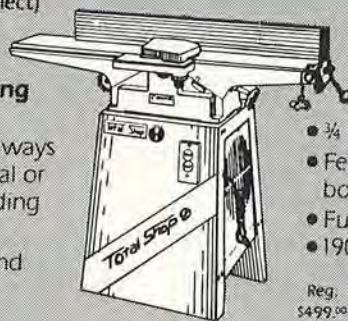


List \$1315
\$915

In less than a minute The Total Shop Multipurpose machine can be converted into any of five basic power tools necessary for any building project, yet it takes up less space in your shop than a couple of old trunks. The Total Shop multipurpose machine is strong, precise and versatile, not to mention priced so that owning your own woodworking shop is a real possibility and not a problem.

Call Toll Free **1-800-845-9356**

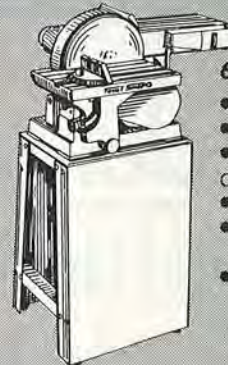
or in S.C. **288-4174**



6" Long Bed Jointer

- ¾ hp, 110v
- Fence tilts 45° both ways.
- Fully adjustable
- 190 lbs.

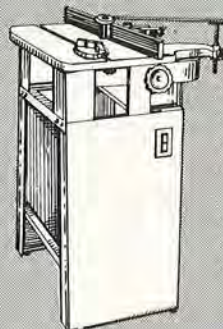
Reg. \$499.00
\$299.00
 (ships freight collect)



6" Belt Sander

- ¾ hp
- 6" x 48" belt
- Cast iron construction
- 152 lbs.
- 9" Sanding Disc Included
- Ball Bearings

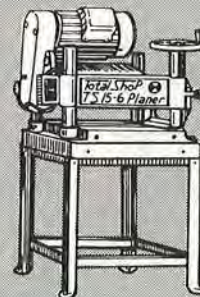
\$199.00
 (ships freight collect)



Wood Shaper

- ½" Spindle
- 1 hp
- Cast iron construction
- Precision fence
- 160 lbs.
- Ball bearings

Reg. \$499.00
\$239.00
 (ships freight collect)



TS 15-6 Planer

- 110v (owner convertible to 220v)
- Optional stand & Dust Collector Available
- 15" x 6" Board Capacity

\$795.00
 (ships freight collect)

FREE 24 PAGE CATALOG

Call Toll Free or Write for our newest catalog today **1-800-845-9356**

1 Hour Video Brochure



- YES!** Please send me your free 24 page catalog
- YES!** Please send me your 1 hour video brochure. (Enclose \$10.00 refundable deposit - specify VHS or Beta)

Total Shop®

Dept. 3

P. O. Box 25429, Greenville, SC 29616

Name _____

Address _____

City _____

State/Zip _____

Phone _____

NEW

SAFETY-RAISER™ PANEL BITS

PATENT PENDING

"Takes the fear out of making large raised panels."



FOR A COMPLETE
TECHNICAL BROCHURE
AND THE NAME OF THE
DEALER NEAREST YOU, CALL:

BYROM

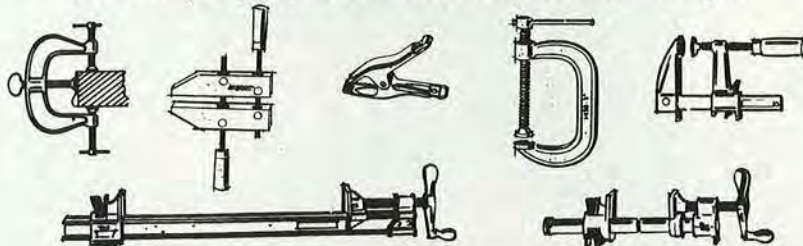
INTERNATIONAL CORPORATION

(216) 285-2341
(800) 722-5447
P.O. BOX 246,
CHARDON, OHIO 44024

"Jorgensen"® AND "Pony"® CLAMPS

CLAMPS

Dependable extra hands for all types of clamping and work-holding jobs:
Woodworking Projects, Home Maintenance, and Furniture Repair.



Write for FREE LITERATURE.

For big 32-page "how-to-clamp-it" catalog, send \$1.00.

ASK YOUR DEALER

ADJUSTABLE CLAMP COMPANY

THE CLAMP FOLKS

410 N. Ashland Avenue • Chicago, IL 60622

Better Homes and Gardens® WOOD

THE MAGAZINE FOR HOME WOODWORKERS

December 1988 • Vol.5, No.6 • Issue No. 26

Editorial/Art Staff

Editor **LARRY CLAYTON**
Managing Editor **CARL VOSS**
Art Director **C. L. GATZKE**
Design Editor **JAMES R. DOWNING**
Features Editor **PETER J. STEPHANO**
How-To Editor **MARLEN KEMMET**
Products/Techniques Editor **BILL KRIER**
Project Builder **JAMES E. BOELLING**
Senior Graphic Designer **PERRY A. McFARLIN**
Administrative Assistant **DARLENE REYNOLDS**
Business Office Clerk **JODI DOWNING**

Technical Consultants: Product Testing **GEORGE GRANSETH**;
Wood Technology **PAUL L. McCLURE**; Collectible Tools
PHILIP WHITBY

Publisher **JERRY KAPLAN**
National Advertising Manager **TERRY MCINTYRE**
Advertising Representatives **ANTHONY IMPERATO,**
ROBERT NEWKIRCHEN, JASON B. WEINGER
Promotion/Research Director **THOMAS R. TROLAND**
Marketing Services Manager **NANCY DALY**
Circulation Director **CLEM SEVDE**
Circulation Manager **BILL REED**
Newsstand Circulation Director **MICHAEL SENIOR**
Production Director **ROBERT C. FURSTENAU**
Editorial Research Director **C. RAY DEATON**

Weekend Woodworking Projects™

Managing Editor **JIM HARROLD**


Magazine Group Officers

Group President **JAMES A. AUTRY**
Group Vice Presidents: Publishing Directors **ADOLPH AUER-**
BACHER, MYRNA BLYTH, BURTON H. BOERSMA,
CHRISTOPHER M. LEHMAN; Controller **MAX RUNCIMAN**;
Editorial Director **DORIS EBY**; Operations **DEAN PIETERS**
Chairman of Executive Committee **E. T. MEREDITH III**

Corporate Officers

Chairman of the Board **ROBERT A. BURNETT**
President **JACK D. REHM**
Group Presidents: Book **JERAMY LANIGAN**; Broadcasting **W. C.**
McREYNOLDS; Magazine **JAMES A. AUTRY**; Real Estate
ALLEN L. SABBAG
Vice Presidents: Administrative Services **GERALD D. THORN-**
TON; Corporate Relations **LEO R. ARMATIS**; Finance
JAMES F. STACK; General Counsel and Assistant Secretary
THOMAS G. FISHER; Product Development **NEIL KUEHN**
Treasurer **MICHAEL A. SELL**
Controller **LARRY D. HARTSOOK**

Better Homes and Gardens® WOOD® — the magazine for home woodworkers (ISSN-0743-894X) is published bimonthly in February, April, June, August, October, and December by Meredith Corporation, Locust at 17th, Des Moines, IA 50336. Second-class postage paid at Des Moines, Iowa. Better Homes and Gardens trademark registered in Canada and Australia. Marca Registrada en Mexico. ONE-YEAR SUBSCRIPTION PRICES: United States and its possessions, \$18; Canada, \$24; other countries, \$30. POSTMASTER: Send address changes to WOOD, Locust at 17th, Des Moines, IA 50336. December 1988, Vol. 5 No. 6, Issue No. 26. CUSTOMER SERVICE: For service on your magazine subscriptions, including change of address, write to Customer Service Manager ROBERT AUSTIN, P.O. Box 10628, Des Moines, IA 50336. Please enclose your address label from a recent issue. If you wish to phone, call toll-free 1-800-678-2666. ©COPYRIGHT MEREDITH CORPORATION 1988. ALL RIGHTS RESERVED. PRINTED IN U.S.A.



Go on, cut. You'll be brilliant. Armstrong guarantees it.

Install your new Armstrong sheet vinyl floor with a Trim and Fit™ kit, and if you goof while cutting or fitting, your Armstrong retailer will replace both the flooring and the kit.

Free. That's the Fail-Safe™ Guarantee. Just see your local home center or building supply retailer for details.



For the name of your nearest Trim and Fit retailer and a free Floor Project Planning Pack, call

1 800 233-3823

toll-free between 9:00 a.m. and 8:00 p.m., Mon. thru Fri., E.S.T. Ask for Dept. 8BGWO.

If you'd like only the Planning Pack, write: Armstrong, Dept. 8BGWO, P.O. Box 3001, Lancaster, PA 17604.

Armstrong
makes your home
so nice to come home toSM

**NOW!
REDUCE THE
RISK AT YOUR
TABLE SAW**



folds down neatly

WITH THE **NEW MOBILE™ SAWING CENTER**

OUTFEED ROLLERS

- safe, accurate sawing
- handle panels with ease
- available in 15" and 37" widths
- dual-position table

AND INCREASE FLOOR SPACE



MOBILE MACHINE BASES

- increase shop working area
- maximize usable floor space
- 3 point base will not rock
- locking wheels
- makes machine so easy to use and store
- over 80 standard models

PLANER STAND WITH ROLLERS

- raises planer to proper working height
- provides machine mobility
- five-fold increase in workpiece support
- storage is a snap



NEW



ROLLERTABLE Rock Solid Support

- adjustable
- portable
- use at any machine

PEDESTAL ROLLER

Discover HTC's many unique products designed only with you, the dedicated woodworker in mind. Find out how you can make your machining safer, increase working area of your shop and accomplish nearly impossible tasks easily, quickly and accurately - **all by yourself!**

CALL TODAY!

HTC PRODUCTS, INC.
120 E. HUDSON S-8
ROYAL OAK, MI 48067
(313) 399-6185



1-800-624-2027 ext. 108

Better Homes and Gardens®

WOOD

This issue's cover wood grain: avodire

DECEMBER 1988

ISSUE NO. 26

WOOD PROFILE

HEMLOCK: SOFTWOOD THAT HARDENS WITH AGE 37

The towering giants of the Pacific Northwest represent one of the lumber industry's few remaining sources of large, clear timber.

CRAFTSMAN CLOSE-UP

UP IN SMOKE 38



Al Baier lives a woodworker's pipe dream by carving rock-hard imported briar wood into collector's pipes. Join us in Manchester Center, Vermont, for a visit to Al's tidy, specialized workshop.

SHOP-TESTED TECHNIQUES INLAY 42



If you've hesitated to try inlay work because it appeared too difficult, wait no more! High-quality veneers, modern adhesives, and power tools pare down some of the traditional barriers.

NOW YOU CAN BUILD IT INLAY SERVING TRAY 48



Guests will certainly admire the floral inlay design that accents our oak serving tray. And, you'll appreciate the helpful step-by-step drawings.

WOODEN BOATS: WOODWORKING WITH ALL THE ANGLES 52



With an appreciation for tradition and an eye on today's technology, three San Diego boatwrights find niches for their wooden crafts.

TOOL BUYMANSHIP

SHOP VACUUMS: THEY'LL CLEAN UP ANYBODY'S ACT 56



If you hate to clean your workshop as much as the rest of us, you'll appreciate learning about the improvements in today's efficient shop vacuums.

FOUR CORNERSTONES OF SHOP SAFETY 64

A woodworker who fails to constantly focus on shop safety may end up as an emergency-room statistic. Shore up your consciousness now.

DEVELOP YOUR SHOP SKILLS

RAZOR-SHARP HAND SCRAPERS 66

Once you learn to sharpen your hand scraper, you can apply the same smoothness to projects that European woodworkers have valued for generations.



HOLIDAY GIFTS FOR ALL AGES

SEASONAL SILHOUETTES 68

Choose from 8 full-sized patterns of our simple, yet stunning tree ornaments. Or, make a treeful!



COLLECTOR'S YO-YO 71

Who among us can resist picking up a yo-yo? Turn out a stack of these long-time favorite toys for everyone on your gift list.



WENGE WALL CLOCK 72

Bird's-eye maple contrasts with a wenge frame in our striking contemporary clock.



BAJA BUGGY 74

Light up a child's eyes with a rip-roaring racer stylized after West Coast beach buggies. Our tips on making wide tires will delight you, too.



ONE WHALE OF A NOTEPAD HOLDER 76

Amuse your nautical friends and relatives with a gift featuring a band-sawed whale.



DEPTH GAUGE 78

For accurately measuring a recess, you can't beat our "Collector's Edition" depth gauge.



CONNOISSEUR'S CRIBBAGE BOARD 80

Even Santa can't resist playing a hand at our stunning board. This handy board even has a compartment to store cards and pegs.



HEIRLOOM TREE ORNAMENTS 83

Trim your tree with turned ornaments you can paint on the lathe.



CARVE FATHER CHRISTMAS 84

A touch of Scandinavian heritage enters your home when you carve Harley Refsal's pattern.



SHORT FEATURES

Editor's Angle	6	Tool Insider	33
Talking Back	12	Products That Perform	87
Tips from Your Shop (And Ours)	16	Ask WOOD	103
Magazine Customer Service	18	Old Hand Ways	106
		Yesterday's Tools	112

WOODWORKS

American Made Woodturnings

Shaker Peg				
			Qty.	Total
3-1/2" Economy Shaker Peg	\$14.00/100			
3-1/2" Maple Shaker Pegs	20.00/100			
Medium Shaker Peg	15.00/100			
1-3/4" Mini Shaker Pegs	7.00/100			
3-3/8" Kitchen Mug Pegs	20.00/100			
2-7/16" Tie Rack Pegs	7.00/100			
Bean Pot Candle Cup	17.00/100			
Medium Bean Pot	15.00/100			
Small Bean Pot	12.00/100			
Mini Bean Pot	10.00/100			

LOW PRICES

(24 Sizes)

Dia. x Thick	3/4" x 1/8" Hearts	\$3.00/100		
	3/4" x 1/4"	4.00/100		
	1" x 1/8"	4.00/100		
	1" x 1/4"	6.00/100		
	1" x 1/2"	6.50/100		
	1-1/4" x 1/8"	8.00/100		
	1-1/4" x 1/4"	9.00/100		
	1-1/4" x 1/2"	11.00/100		
	1-3/4" x 1/8"	3.50/25		

HIGH QUALITY

3/4" Full Round Balls	\$8.00/100		
1" Full Round Balls	10.00/100		
3" Wooden Balls	2.50/Each		
Large Egg 1-7/8" x 2-1/2"	35.00/100		
Small Eggs 1-3/8" x 2"	25.00/100		
1" Toy Wheel	6.50/100		
1-1/4" Toy Wheel	10.00/100		
1-1/2" Toy Wheel	10.00/100		
Axle Peg	4.50/100		

FAST SERVICE

3/8" Maple Buttons	\$2.15/100		
1/2" Maple Buttons	2.25/100		
3/8" x 2" Dowel Pins	2.20/100		
1-1/2" Maple Spindles	9.00/100		
1-1/2" Oak Spindles	12.00/100		
2-1/8" Maple Spindle	14.00/100		
2-1/8" Oak Spindle	18.00/100		
Picture Hanger	4.50/100		
1-5/8" Sawtooth Hanger	4.50/100		
Nailless Sawtooth Hanger	8.00/100		

MONEY BACK GUARANTEE

1/2" x 5/8" Wooden Spools	\$5.00/100		
5/8" x 3/4"	6.00/100		
3/4" x 1"	9.00/100		
7/8" x 1-3/16"	10.00/100		

WOOD PARTS ORDER NOW

	#BL8	
	TOTAL FOR GOODS	
	TEXANS ONLY ADD 6% SALES TAX HANDLING AND INSURANCE	\$3.00
	32 PAGE 1988 CATALOG \$1.00 (Free With Order)	FINAL TOTAL

MC OR VISA CHECK ENCLOSED

ACCOUNT # _____

EXPIRES _____ PHONE _____

NAME _____


SHIP TO _____

CITY/STATE/ZIP _____

817/281-4447

4500 ANDERSON • FT. WORTH, TX 76117

15" SCROLL SAW



This superb 15" Scroll Saw makes cutting of intricate patterns in wood & metal real easy! Heavy duty construction and simplified design make this saw a joy to use. Uses standard 5" blades.

- Maximum depth of cut — 15"
- Maximum thickness of cut — 2"
- Cuts per minute — 1725
- Table size — 7 $\frac{1}{8}$ " x 17"
- Table tilts — 0-45°
- Motor size — $\frac{1}{8}$ HP Totally enclosed 110V.



**INCREDIBLE INTRODUCTORY PRICE
MODEL G1572**

ONLY \$119.95 PREPAID TO YOU!

West of the Mississippi
Contact:
P.O. Box 2069
Bellingham, WA 98227
(206) 847-0801



East of the Mississippi
Contact:
2406 Reach Rd.
Williamsport, PA 17701
(717) 328-3806

89-154A

THE EDITOR'S ANGLE

ENTER OUR FIRST-EVER DESIGN-A-TOY™ CONTEST



AND WIN BIG PRIZES

Have we ever got a deal for you! **WOOD®** magazine has teamed up with the U.S. Marine Corps Reserve and their "Toys for Tots" program and several top-notch tool manufacturers to sponsor a toy-design competition guaranteed to light up the faces of some of the nation's needy children next Christmas.

Design-A-Toy™ Contest Categories

We are soliciting original-design children's wooden toys in two classifications: Toys With Movable Parts and Toys Without Movable Parts. Within each classification, we will offer prizes in three categories: School Age (through high school), Home Hobbyist, and Professional (anyone earning income by selling wood projects or teaching woodworking).

Nearly \$17,000 in Prizes Offered

You can win one of the six grand prizes of \$1,500 in woodworking equipment; first-place prizes, \$250 in equipment; or one of 30 special citations, \$100 in equipment. And, seven nonwinners will share in drawing for \$3,300 in merchandise.

What Happens to the Toys?


Everyone who enters this contest has a neat opportunity to warm a child's heart. We'll give every toy entered to the Toys For Tots program, a nationwide community service of the U.S. Marine Corps Reserve.

Complete Rules and Entry Form on Page 11

To qualify for judging by an independent panel of design experts, we must have your entry(ies) in our offices by February 1, 1989. We will announce the winners of the competition in the October 1989 issue of **WOOD®** magazine, complete with photographs of the winning entries and project writeups of a couple of the grand-prize winners.

Before you begin designing your project(s), please read the contest rules on page 11.

Good luck, everybody! 🍀



Larry Clayton

WOODWORKER'S PLANS & PARTS

Heirloom Rocker

Build our classic rocking horse and create a family heirloom which will delight the children in your family for generations to come.



This great rocker sells at craft shows for over \$300.00

Size: 35" x 58"

Plans are Full Size

Order Plan #400
Only \$10.25



This collection of 5 toy vehicles will delight the heart of any youngster lucky enough to own them. They range in size from 12" to 18". Plan set #18004 \$12.75



Door Harp Plans

FULL SIZE PLANS

Set of four award winning Door Harp Plans \$12.50

New Design No Fret Bar




Plans include Stencil Design

Hardware Kit for all four harps (no plywood) \$12.50



Music Wire 25' for \$2.50



Tuning Pins .30 each 100 for \$18.00

Door Harp Plywood Harps require 2 pcs. \$1.00 per piece

Low, low prices on wood parts

Smooth Maple Wood Wheels Eight Sizes

WT-3/4"	\$4.50/100
WT-1"	\$5.00/100
WT-1-1/4"	\$7.00/100
WT-1-1/2"	\$10.00/100
WT-1-3/4"	\$15.00/100
WT-2"	\$18.00/100
WT-2-1/4"	\$5.00/20
WT-2-1/2"	\$7.00/20

Axle Pegs AP-1 fits 1" to 2" \$4.00/100

Full Round Wood Balls Four Sizes
BA-3/4" \$8.00/100
BA-1" \$10.00/100
BA-1-1/2" 25 each
BA-2" 60 each

Shaker Peg Candle Cup Reg Peg \$16.00/100
Mini-Peg \$6.00/100
Candle Cup \$16.00/100
Mini-Cup \$7.00/100

Tie Peg \$6.00/100

Shipping add \$2.50. New York Res. add tax.

We accept VISA & MASTERCARD. Phone (516) 462-6228

Armor Products Box 445-L East Northport, NY 11731

TOOLCITY

WE HAVE EVERY TOOL YOU NEED

CALL TOLL FREE

INSIDE CALIF. 1-800-826-7819
OUTSIDE CALIF. 1-800-423-7899



(213) 802-1236 ★ (714) 525-3581
OPEN 8 am to 5:30 pm PACIFIC STANDARD

FREIGHT PREPAID (CONTINENTAL USA)
ON ORDERS OF \$50.00 OR MORE. ITEMS
WEIGHING OVER 70 lbs. WILL BE SHIP-
PED F.O.B. SANTA FE SPRINGS, CA.
CALL FOR DISCOUNT FREIGHT RATES.
SALE PRICES, LIMITED TIME ONLY AND
SUBJECT TO CHANGE WITHOUT NOTICE.

14136 E. FIRESTONE BLVD.
SANTA FE SPRINGS, CA 90670

PHONE NOW AND SAVE UP TO 60% ON:



\$145

94-100 5 Pc. Cabinet bit set 145
With Free Door Making Book!

90-100 15 Pc. Router bit set 139
92-100 26 Pc. Router bit set 284
99-PK1 Multiform Router Bit 75
99-034 Lock Miter Router Bit 59
FB-100 16 Pc. Forstner bit set 139
DB-050 50 Pc. Drill bit set 59
EC-900 5Pc. Shaper door set 265
With Free Shaper Book!



\$265

LU73M010 10X60T ATB 29
LU82M010 10X60T TCG 44
LM72M010 10X24T RIP 33
LU84M010 10X50T Combo 38
LU84M012 12X60T Combo 69
LU85M010 10X80T Teflon 59
LU85M014 14X108T Teflon 109
SC-001 Saw Blade Stabilizer 17
AD-800 8" Adjustable Dado 49
DS306 6" Dado 99
DS308 8" Dado 109




JS-100 Joining Machine 169
0-10-20 Biscuits box of 1000 29

WC-106 6pc Chisel Set 29
WC-110 10pc Chisel Set 49
TT-108 9pc Lathe Turning set 49
CS-112 12pc Carving Set 109

All Above Come With Wooden Cases!

All FREUD Shaper & Router bits
Discounted up to 50% Call for Prices!



Lamello Junior 299
Lamello Top 589

#0 Lamello Plates 29
#10 Lamello Plates 29
#20 Lamello Plates 29

Lamello K.D Fittings 50PR 100PCS 63
Lamello Hinges Black Or Bright PKG 8
Lamello Hinges Brass 11
Lamello Glue Bottle 21



TD514 12" Dovetail Jig 125
TD514L 24" Dovetail Jig 195
1258-12 12" 1/2 Blind & Through 245
1258-24 24" 1/2 Blind & Through 265

PORTER-CABLE

690

100 7/8 H.P. Router 92
126 Porta Plane 188
309 Laminate Trimmer 99
310 Laminate Trimmer 129
312 Laminate Trimmer 144
314 4 1/2" Trim Saw 139
315-1 7 1/4" Circ. Saw 13AMP 119
319 Tilt Base Trimmer 159
320 Abrasive Planer 109
330 Speed Bloc Sander 52
345 NEW! Saw Boss 99
351 3X21" Belt Sander 134
352 3X21" With Bag 137
360 3X24" With Bag 199
361 3X24" Belt Sander 174
362 4X24" With Bag 207
363 4X24" Belt Sander 189
503 Wormdrive With Bag 349
504 Wormdrive 3X24" 335
505 1/2 Sheet Pad Sander 109
513 Lock Mortiser 699
518 3 H.P. 5 SPD. Router 339
520 3 H.P. Router 319
536 1 1/2 H.P. Speedmatic 195
537 1 1/2 HP D/Hdl Speedmatic 219



Model No. 555

555 NEW! Plate Joiner 169
With Free! Metal Case

621 3/8" VSR Drill 89
630 1 H.P. Router 109
668 3/8" T/Handle VSR Drill 117
XSUPER SPECIALX

690 1 1/2 H.P. Router 115
691 1 1/2 H.P. D/Handle Router 149
695 Shaper Table W/Router 199
696 Shaper Table 109
5009 Mortise-Tenon Jig 39
5060 NEW! Stair Template 159
7511 3/8" VSR DRILL 119
7514 1/2" VSR Drill 119
7533 Adj. Clutch Screwgun 149
7545 Drywall Screwgun 119
7548 Top HDL VS Jig Saw 137
7549 Barrel Grip VS Jig Saw 137
9118 Porta Plane Kit 189
9314 4 1/2" Panel Saw Kit 149
9100 Classic Router Kit 119
9548 Bayonet Jig Saw Kit 179
9627 2 SPD. Recip Saw Kit 159
9629 VS Recip Saw Kit 149
9652 Versa Plane Kit 295
95381 Hinge Template Kit 149



13599 Stik-It Dispenser 15
3M Stik-It Adhesive Rolls

13608 80 Grit 10 Yard Roll 13
13600 100 Grit 10 Yard Roll 11
13620 120 Grit 10 Yard Roll 11
13618 180 Grit 10 Yard Roll 11
13622 220 Grit 10 Yard Roll 11



SENCO
NAIL GUNS
Call For Discount Prices On
Senco Guns And Fastners!

BOSCH

1198VSR 1/2" Hammer Drill 129
1272 3X24" Belt Sander 169
1273 4X24" Belt Sander 179
1581VS Top Handle Jig Saw 124
1582VS Barrel Grip Jig Saw 119
1600 2 1/4 HP D-HDL Router 239
1604 1 1/2 H.P. Router 119
1608 Laminate Trimmer 79
1608T Tilt Base Trimmer 95
1609 Offset Trimmer 115



1609K

1809K Laminate Trimmer Kit 159
1942 Heavy Duty Heat Gun 79
3258 3 1/4" Plane 119
3270 3X21" Dustless Belt Sander 119
11202K Rotary Hammer Kit 379
11212 Rotary Hammer Kit 229
11203K Rotary Hammer Kit 439
91066 1/2" Mighty Midget Drill 115

All Bosch Router Bits This Month
Discounted 25% OFF!



Makita


9.6 Volt Cordless Tool Systems

6012HDW Driver-Drill Kit \$109
6012HD Driver-Drill Only 69
6093DW VS Driver-Drill Kit 139
6093D VS Driver-Drill Only 79
8400D Hammer Drill 89
4300D Jig Saw 69
5081D 3 3/8" Circular Saw 79
6891D Drywall Screwgun 87
ML900 Flashlight 34
9.6 Volt Battery 36
Charger for Car-Cig Lighter 49
7.2 Volt Cordless Tool Systems

6010SDW Drill \$49
6070SDV VSR Drill 79
6071DW VSR Drill Kit 119
6071D VSR Drill Only 79
DA3000D 3/8" Angle Drill 89
9035D Finishing Sander 59
3700D Laminite Trimmer 62
4307D Jig Saw 69
9500D Grinder 59
4071D Vacuum 39
ML700 Flashlight 24
7.2 Volt Battery 29
Charger for Car-Cig Lighter 49

1100 3 1/4" Planer 179
1900BW 3 1/4" Planer 119
2708 8 1/4" Table Saw 219
3612BR 3 HP Plunge Router 189
4200N 4 3/8" Trim Saw 109
4301BV VS Jig Saw 159
5005BA 5 1/2" Trim Saw 119
5007NBA 7 1/4" Saw W/Brake 129
5077B 7 1/4" Wormdrive Saw 149
6801DBV Drywall Screwgun 89
BR-4550 Sander W/Bag 49
JR3000V Recip Saw 129
LS1000 10" Miter Saw 229

ALL MAKITA TOOLS ON SALE
PHONE FOR DISCOUNT PRICES!



RYOBI

New! Depth Indicator
For AP-10 \$79.00
New! Dust Chute For
AP-10 \$24.95

AP-10 10" Planer \$359
AP-10C Planer With Dust Chute Attachment \$369

DC-1 Dust Chute For AP-10 24
EB-1 Extra Blades For AP-10 29
B7075K 3X21" Belt Sander Kit 129
B7100 3X24" Belt Sander W/Bag 139
B7200 4X24" Belt Sander W/Bag 189
DG-1 Depth Gauge Assembly 79
BD-10R Cordless Screwdriver 44
E-3800 Drywall Screwdriver 79
R150 1 H.P. Plunge Router 109
R500 3 H.P. Plunge Router 169
R501 3 H.P. Plunge Router 169
RA200 8 1/4" Radial Arm Saw 229



S-500A

S500A Finishing Sander 37
SU-6200 1/2 Sheet Sander 99
TR30U Laminate Trimmer 79
TS251U 10" Miter Saw 169
TS380 14" Miter Saw 339
W201S 18 1/4" Beam Saw 339
W640C 7 1/4" Circular Saw 109



TR12 3 H.P. Plunge Router with
\$60.00 Worth Of Accessories \$169

TR-8 1 1/2 H.P. Plunge Router 119
TR-6 Tilt Base Trimmer 89
CR-10V VS Orbit Recip Saw 119
C6DA 6 1/2" Cordless Saw 129
SB75 2 SPD 3X21" Belt Sander 139
SB8T 2 SPD 2X24" Belt Sander 149
C10FA 10" DLX Miter Saw 269
C15FB 15" DLX Miter Saw 425
CJ65VA Orbital Jig Saw 139
CB75F Resaw Bandsaw 1749
F1000A Planer-Jointer 1399
R100 Dust Collector 499

Virutex Joining Machine \$299.00



Portalign

NEW! PocketHole Guide
Many Uses For Fastening Tools
Quickly Fastens Faceframes, Miter
Joints, Drawer Fronts Etc.

R01A Drill Press Kit 34.99
R11 Drill Press & Hand Drill Kit 52.99
R04A Box Of 100 Screws 5.99
R04 Box Of 500 Screws 14.95
Special Drill Bit Only 24.95

WE STOCK A COMPLETE LINE OF
QUALITY HAND TOOLS

Phone For Discount prices on -
Record Vises, Planes And Tools
Marples Chisels & Misc. Tools
Sorby/Lathe Turning Tools & Accessories
ECE Prunus Planes & Marking Tools
Two Cherries Carving Tools



Milwaukee
DELTA
DOWL-IT

1000 Doweling Jig 29.00
2000 Improved W/Bushings 39.00



SKIL

DUST COLLECTORS

DC100 1 HP 2 Bags 249
DC101 1 1/2 HP 2 Bags 299
DC102 2 HP 2 Bags Deluxe MDL 389

5510 5 1/2" Trim Saw 95
5825 6 1/4" Wormdrive Saw 149
77 7 1/4" Wormdrive Saw 134
All SKIL POWER TOOLS ON SALE
PHONE FOR PRICES!



EMCO


Phone For Prices On Mobile Roller
Bases And Roller Extensions.

Dual Tank Emco Comp \$319
Thomas Pancake Comp 299


ALL ORDERS SHIPPED SAME DAY UPS!

The Number One Do-It-Yourself Book Club


Take any




★ 4570. \$32.95
(counts as 2)



★ 178. \$29.95



★ 4536. \$32.95
(counts as 2)




★ 166. \$26.50

Popular science

BOOK CLUB

A Service of Grolier Book Clubs, Inc.
P.O. Box 1767, Danbury, CT 06816




★ 4501. \$27.95
(counts as 2)



★ 4508. \$29.95



5821. \$39.95



5753. \$11.95



★ 89. \$19.95



★ 97. \$19.95



★ 105. \$17.95



5994. \$19.95



★ 113. \$15.95



★ 1978. \$17.85 Paperbound



6085. \$24.95



6056. \$17.50



5831. \$19.95



6041. \$16.95

Mail card Today!

The #1 DO-IT-YOURSELF BOOK CLUB

The Best How-To Authority... Popular Science Book Club is the largest and oldest special-interest book club serving successful do-it-yourselfers for more than 25 years!

The Best Do-It-Yourself Books... PSBC editors comb the country searching for the newest, finest and often hard-to-find books on today's important homeowner subjects: HOME REPAIR & IMPROVEMENT • HOME REMODELING, RENOVATION • RESIDENTIAL CARPENTRY • BASIC & ADVANCED WOODWORKING • HOME WORKSHOPS • HOUSE BUILDING • HOUSE WIRING, PLUMBING, HEATING, MASONRY & CONCRETE • APPLIANCE REPAIR and much more.

Exclusive "Popular Science Books"... PSBC serves its members best by commissioning the top how-to writers-photographers to produce definitive books on important Club subjects. See titles with ★. These are cream-of-the-crop, do-it-yourself books available nowhere else at Club discount.

Big Bargains—UP TO 75% DISCOUNT... PSBC cuts prices on hundreds of special book bargains offered throughout the year to the membership.


Quality Production Control... PSBC selections are printed with careful attention to detail on paper, printing, binding. You'll use these books for years!

NO-RISK GUARANTEE... PSBC guarantees your complete satisfaction—or you may return the books at our expense.

offers you super savings up to \$104.90!

3 for just **\$4.95** Values up to \$109.95!


with No-Risk Free Trial Membership
in Popular Science Book Club



★ 4538. \$29.95 (counts as 2)



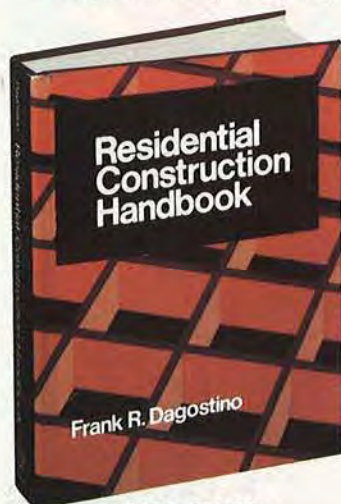
6027. \$16.95




★ 116. \$19.95



5878. \$21.95




5858. \$39.95



★ 190. \$29.95 (counts as 2)



★ 4569. \$14.95 Paperbound



6002. \$14.95

FREE when you join



The **BENCHTOP REFERENCE** gives you instant answers to hundreds of do-it-yourself questions on Woodworking, Joinery, Dowels, Veneers, Laminates, Fasteners, Sharpening, Grinding, Concrete, Electrical work, more! 48 big 8 x 10 3/4 pages. All illustrated! Super handy and indispensable.

HOW Popular Science BOOK CLUB WORKS

ENJOY SAVINGS UP TO \$104.90 NOW... When you take any 3 selections here for just \$4.95 plus delivery and handling. Simply indicate your choices on the attached postage-free card and mail.

CLUB MEMBERS' BULLETINS... Fifteen times a year (about every 4 weeks), you'll receive a Club Members' Bulletin package describing the coming Main Selection and nearly 100 additional books you may choose from. If you want the Main Selection only, do nothing; it will be sent to you automatically. If you want another book—or no book—indicate your wishes on the form provided and return by date shown. You will always have at least 10 days to do this. Should the bulletin arrive late and you receive an unwanted selection, you may return it at our expense.

UP TO 75% DISCOUNTS... Club prices range from \$5.99 for special book bargains offered at super savings up to 75% and even more... all the way to richly-produced, very special books that list as high as \$50 and more—all offered to members at exclusive Club discounts.

FREE GIFT with cancellation privilege... You may cancel your membership at any time after buying just two more selections of *your choice* within a year. To try us with no obligation, simply mail the attached card—a valuable **FREE GIFT** is yours to keep just for looking. *Mail the card now!*

PS/S8YD



3 Books—count as 1

★ 1988. \$17.85 Paperbound



5985. \$17.95



★ 109. \$15.00



5882. \$19.95




★ 84. \$31.95 (counts as 2)



6176. \$19.95




★ 194. \$32.95 (counts as 2)



6033. \$27.95 (counts as 2)

A GREAT DEAL MORE *Sale!*



\$1666*

5 HP, 3 Ph
3 HP, 1 Ph



\$1499*

5 HP, 3 Ph
3 HP, 1 Ph

Not since the late 1970's have Powermatic's prices on the 66 TA Saws and 26 Shapers been so low! On machines that deliver a *great deal more* features than the competition's.

Rugged cast iron construction. Massive key components. High resale values.

For even more value, Powermatic now offers these machines in 5 horsepower, single phase — an industry exclusive!

And a *great deal more* than just low cost, you'll get the Powermatic quality you've come to expect.

Call us now for an exceptional value you can't afford to miss. 1-800/248-0144.

66 TA Saws		26 Shapers	
5 HP - 1 Ph	\$1766*	5 HP - 1 Ph	\$1599*
2 HP - 1 Ph	\$1459*	2 HP - 3 Ph	\$1399*
2 HP - 3 Ph	\$1489*	2 HP - 1 Ph	\$1399*

*Suggested consumer price

Better By Design™
POWERMATIC 

A Division of Stanwich Industries, Inc.
McMinnville, Tennessee 37110

800/248-0144 615/473-5551 TELEX - 554455 FAX # 615/473-7819

DESIGN-A-TOY™ CONTEST INFORMATION

Continued from page 6

PRIZES		
Divisions	Toys with Movable Parts	Toys Without Movable Parts
Grand Prizes: \$1,500 in merchandise		
School Age Home Hobbyist Professional	Total Shop Foley Belsaw AMI/Hegner	Black & Decker Delta Freud
First Prizes: \$250 in merchandise		
School Age Home Hobbyist Professional	Hitachi Makita Garrett Wade	Grizzly Skil Bosch
Special Citations: \$100 in merchandise (Five awards in each category)		
School Age	Formby's	DML
Home Hobbyist	Popular Science Book Club	Dremel
Professional	Woodmaster Tools	Minwax
All nonwinners eligible for drawing: \$1,400 Shopsmith Mark V 500 system \$1,000 in Porter-Cable merchandise \$500 in Ryobi merchandise \$250 in AEG merchandise 3 Ripstrates from Fisher-Hill Products		

RULES

1. Toys must be your original design. A different approach to an existing toy would qualify. Please, do not enter toys with only subtle changes from published patterns.
2. Make projects no larger than 24x24x24". The primary material should be wood, but may incorporate other materials. Examples of Toys With Movable Parts include pull toys and cars. Examples of Toys Without Movable Parts include puzzles and doll furniture.
3. Please follow Consumer Product Safety Commission guidelines:
 - Nontoxic woods and wood finishes only;
 - No parts smaller than 1/4" square on toys for children under 3 years of age;
 - No sharp corners or points;
 - Pull strings longer than 12" should not have beads or other attachments that could tangle and form a loop.

Deadline: Entries must be received by February 1, 1989 at Design-A-Toy™, WOOD® Magazine, 17th at Locust, Des Moines, IA 50336. All entries must be postpaid; collect entries will be refused. Attach an official entry label to each toy. Enter as many times as you wish. The entry label may be photocopied.

Name _____

Phone: Home () _____ Work () _____

Address _____

City _____

State _____ Zip: _____

I certify that I have designed and built this toy myself. Should my entry win, I agree to cooperate with WOOD magazine in supplying builder's notes and a bill of materials.

Signature _____ Date: _____

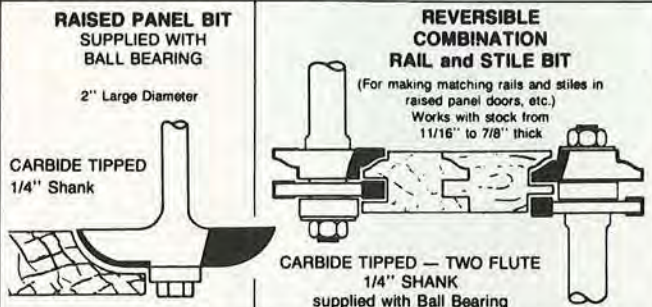
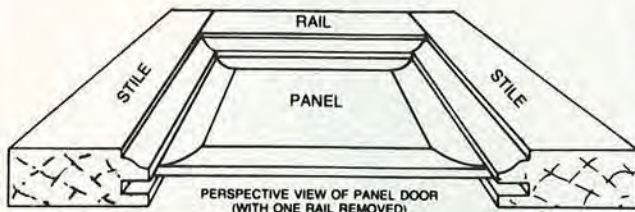
MAKE BEAUTIFUL RAISED PANEL DOORS . . . WITH YOUR 1/4" ROUTER!

Professional production quality bit makes it quick and easy to produce matching rails and stiles — the panel raising bit with ball bearing guide makes the raised panel perfect every time.

Regular value Over \$150.00

SALE PRICE **\$69⁹⁵** FOR COMPLETE SET

ORDER ITEM #054 for 1/4" Shank Set
(Includes all bits shown)



To order by Mastercard or Visa Toll Free
7 Day—24 Hour Order Service, Call
1-800-533-9298

or send check to: MLCS, Ltd., P.O. Box 4053D, Rydal, PA 19046

FINGER JOINT ROUTER BIT #161

a professional production quality bit makes better edge and end grain joints by increasing the glue surface area

- Ideal for joining particle and composition board, as well as solid wood
- Makes super strong mitre joints
- Replaces mortise and tenon in many cases
- Quick and accurate set ups
- Joins 1/2" — 1" in one pass; 1" and up with multiple passes



Actual Size
Bit #161
1/2" Shank

Three 3-wing carbide cutters on arbor

- The 3 cutters have 1/2" bore and can be used on a shaper with 1/2" spindle.
- An additional cutter can also be added to the arbor for use on a router
- Individual cutters cost \$20.00 each Order #161-C for cutter only

To order by Master Charge or Visa Toll Free
7 Day — 24 Hour Order Service, Call
1-800-533-9298 or send check to:
MLCS Ltd., P.O. Box 4053D, Rydal, PA 19046



Bravada Panel

DO YOU HAVE SOMETHING TO HIDE?

Exposed pipes and wiring disappear when you make an Armstrong suspended ceiling part of your basement remodeling project. Panels drop right into the grid system . . . and lift out for easy access to the plumbing and wiring they hide. You can select from a variety of designs including many that help keep down noise and are fire-retardant.

For free literature, including "49 Armstrong Ceiling Solutions," and the name of a nearby Armstrong retailer, call us at 1 800 233-3823 and ask for Dept. 8CRWO. Or write to: Armstrong, Dept. 8CRWO, P.O. Box 3001, Lancaster, PA 17604.


Armstrong
makes your home
so nice to come home toSM

TALKING BACK

We welcome comments, criticisms, suggestions, and even an occasional compliment. The volume of mail we receive makes it impossible to answer every letter, but we promise to do our best. Send your correspondence to: Letters Editor, Better Homes and Gardens® WOOD® Magazine, Locust at 17th, Des Moines, IA 50336.

YES, YOU CAN MAKE HAND TOOLS

In response to Arkansas reader Carlton Measels (June 1988), I feel that there are times when a hand tool has advantages over a power tool. And, hand tools are quiet. The intimate knowledge gained by making a hand tool will help the woodworker use it with greater understanding and "feel" for the job. Enclosed is a list of resources that provide answers in learning ways to acquire or build your own tools.



—Adam Chamberlain, Santa Clara, Calif.

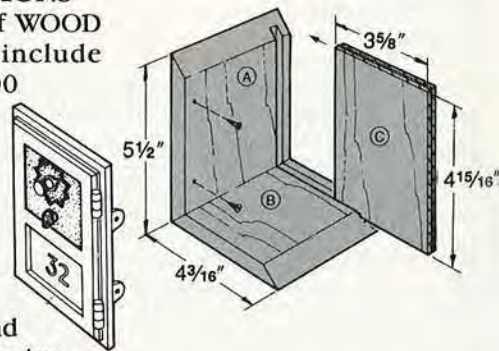
Many thanks, Adam, for your list. Even a partial listing of your references is impossible in our limited space, but both you and reader Bob Null of Phoenix agree on a couple of worthy titles written by Alexander G. Weygers. Prentice Hall Press published both titles: *The Making of Tools*, (\$11.95) and *The Modern Blacksmith*, (\$10.95). Also consider a booklet by David G. Perch and Leonard G. Lee, *How to Make a Plane*. Write Garrett Wade Co., 161 Avenue of the Americas, New York, NY 10013; phone 800-221-2942 (N.Y. residents, 212/807-1757). The book, catalog no. 49L01, sells for \$7.25 ppd.

CRACKING THE OAK SAFE DIMENSIONS

In every issue of WOOD magazine, we include well over 2,000 drawing labels and dimensions. And unfortunately, every once in a while an incorrect one slips through and makes it into print.

That's what happened with the mini safe on page 78 of the October, 1988 issue. We built the project (two in fact), only to put a wrong dimension on the drawing. The length of the sides A should be 5½" instead of the 4½" shown on the drawing. And, the length of the box back (C) should be 4½" instead of the 3½" listed in the Bill of Materials.

We sincerely apologize for any inconvenience this may have caused you.



IN SUPPORT OF LOGGERS

I enjoy your magazine very much, especially the article in the June 1988 issue on stove-bowl turning that shows the techniques involved in creating top-quality wood bowls. I hope your magazine will continue in this direction. However, what attracted my attention was the "Talking Back" letter and your excellent response concerning preserving the tropical rain forests.



Your response was that commercial harvesting of mahogany has little to do with the destruction of rain forests, but rather the conversion to agriculture, roads, and mining destroy the forests. I agree.

I live in a community where loggers harvest redwood trees for lumber. Here, the logging companies replant for future harvests. They primarily replant in areas cleared for temporary roads and work areas.

I write this because I continually see letters and articles unfairly attacking logging concerns. Most loggers have solid practices; they are in business to stay. I realize your magazine is not a political publication, but I wish to call your attention to the extensive destruction of forests around the world by those involved in illegal drugs.

Recently, for example, several of our government officials flew over large areas of Peru and were appalled at the destruction of forests—as far as the eye could see—for cocaine production. Those involved in illegal drugs could care less about our forests let alone human beings.

—James D. Hooper, D.D.S., Fort Bragg, Calif.

We talked to Mitch Talcove, owner of a sawmill in Mexico and importer of exotic hardwood from Central America. Mitch, who lived for 8½ years in Mexico, believes some peasants grow marijuana or coca because of economic necessity. "It's the only way they can survive," Mitch says. "We say slashing and burning isn't good for the world, but they're thinking about their families. What would you do?"

"You can't stop illegal people from doing everything. And there is no way we can stop deforestation. People down there believe they must slash the land to try to grow crops or graze cattle."

Although he has seen illegal slashing and burning right along the road, Mitch and other sawmill operators face stiff penalties and fines if they bring a dead or burned tree to a sawmill. By law, the Mexican forestry department must first mark each tree his company cuts and takes to the sawmill.

"Clear cutting and selectively harvesting hardwood are two different things," Mitch says. "Slashing and burning have nothing to do with the hardwood business. I often see a tree that's going to be burned, but I'm not allowed to use it!"

Continued on page 14



Willow Square Tile

**ARE YOUR KIDS
DISTURBING
THE PEACE?**

When you're tired of yelling "keep it down," put up an Armstrong ceiling. Armstrong acoustical ceilings help keep the noise down. Available in many decorative designs, they also put cracks and stains permanently out of sight. And Armstrong tile ceilings are easy to install with our exclusive Easy Up® Tile Installation Kits.

For free literature, including "49 Armstrong Ceiling Solutions," and the name of a nearby Armstrong retailer, call us at 1 800 233-3823, and ask for Dept. 8CRWO. Or write to: Armstrong, Dept. 8CRWO, P.O. Box 3001, Lancaster, PA 17604.

Armstrong
makes your home
so nice to come home toSM

BOSCH

TOP HANDLE JIG SAW



ITEM #	DESCRIPTION	SALE
1581VS	TOP HANDLE JIG SAW	\$129
1582VS	BARREL GRIP JIG SAW	119
3270D	3x21 DUSTLESS BELT SANDER	128
1272D	3x24 DUSTLESS BELT SANDER	168
1273D	4x24 DUSTLESS BELT SANDER	178
1273DVS	4x24 VARIABLE SPEED DUSTLESS BELT SANDER	198
3258	3-1/4 PLANER W/CARBIDE BLADE	119
1347	4-1/2 MINI GRINDER	83
1604	1-3/4 HP ROUTER	124
1611	3 HP PLUNGE ROUTER	199
1608	TRIM ROUTER	79
1608L	LAMINATE TRIMMER	83
1608T	TILT BASE LAM. TRIMMER	89
1609	OFFSET BASE LAM. TRIMMER	118
1609K	TRIMMER INSTALLERS KIT W/CASE	167
11212VSR	3/4 SDS ROTARY HAMMER W/CASE	194
11202B	1-1/2 ROTARY HAMMER	369
11203B	1-1/2 ROTARY HAMMER	395
1188VSR	1/2 VSR HAMMER DRILL	125
1632VSK	RECIPROCATING SAW KIT W/CASE	129
1942	HEAVY DUTY HEAT GUN	65


DELTA

Delta 15" Hobby Scroll Saw

VARIABLE SPEED 1,100 to 2,000 STROKES PER MIN.
 SIZE-8"x9 1/2"
 TILT-45° RIGHT OR LEFT
 THROAT 15"
 MODEL #40-500



SALE \$88



ITEM #6511
2 SPEED SAWZALL
 SALE \$119

ITEM #	DESCRIPTION	SALE
0228-1	3/8" DRILL 3.3A 0-1,000RPM	\$ 92
0234-1	1/2" DRILL 4.5A MAGNUM 0-850RPM	109
0235-1	1/2" 4.5A 0-850RPM KEYLESS MAGNUM DRILL	119
1610-1	1/2" SUPER HOLE SHOOTER 650RPM	144
1660-1	1/2" SUPER HOLE SHOOTER 450RPM	152
1678-1	2 SP. HOLE HAWG W/CASE	237
3002-1	ELECTRICIANS RIGHT ANGLE DRILL KIT	178
3102-1	PLUMBERS RIGHT ANGLE DRILL KIT	185
3107-1	RIGHT ANGLE DRILL KIT VARIABLE SPEED	189
5455	POLISHER 1750RPM	124
6014	1/2 SHEET ORBITAL SANDER	100
6016	1/4 SHEET ORBITAL FINISH SANDER	43
6388	7-1/4 CIRCULAR SAW W/ACCESSORIES	117
6507	VAR. SP. SAWZALL W/CASE 7 BLADES & QUICK LOCK CORD	129
6511	2 SP. SAWZALL W/CASE & 7 BLADES	119
6538-1	CORDESS SCREWDRIVER W/BITS	84
6543-1	H.D. WOOD SCREW SHOOTER DRYWALL DRIVER 4.5A 0-4,000RPM	88
6753-1	DRYWALL DRIVER 3.5A 0-4,000RPM	77
6793-1	MAG TEK DRIVER 0-2,000RPM	129
6975	HEAVY DUTY HEAT GUN	54

Hitachi



ITEM TR12
 SALE \$164

1/2" PLUNGE ROUTER
 3 HP. WITH ACCESSORIES

ITEM #	DESCRIPTION	SALE
TR12	3 H.P. PLUNGE ROUTER W/CASE	\$164
C10FA	DELUXE 10" MITER SAW	264
C15FB	DELUXE 15" MITER SAW	369*
C8FB	8 1/2" COMPOUND MITER SAW	539
P100F	12" PLANER	998*
F1000A	12" PLANER JOINER	1348*
CB75F	BAND SAW ACCEPTS 1/4" TO 3" BLADES	1498*
R100	DUST COLLECTOR	489*
15-80AL	15" CARBIDE BLADE 80T ALUM.	80
15-110W	15" CARBIDE BLADE 110T WOOD	108
15-120P	15" CARBIDE BLADE 120T PLASTIC	108
9986E2	8-1/2" CARBIDE BLADE 60T FOR C8FB	47

* FREIGHT COLLECT

PORTER-CABLE



ITEM #330
SPEED BLOCK FINISHING SANDER
 SALE \$54

ITEM #	DESCRIPTION	SALE
314	4-1/2" TRIM SAW	\$124
330	SPEED-BLOC FINISHING SANDER	54
345	6" SAW BOSS	98
352	3x21 DUSTLESS BELT SANDER	127
380	3x24 DUSTLESS BELT SANDER	184
382	4x24 DUSTLESS BELT SANDER	197
505	1/2 SHEET PAD SANDER	108
555	PLATE JOINER W/CASE	159
680	1-1/2 HP ROUTER	119

Makita



ITEM #6093DW
3/8 CORDESS DRILL VARIABLE SPEED REVERSIBLE
 SALE \$119

ITEM #	DESCRIPTION	SALE
6093DW	3/8 CORDESS DRILL VARIABLE SPEED REVERSIBLE	\$119
6010DWK	3/8 CORDESS DRILL KIT 7.2V	79
5060DW	3-3/8 CORDESS SAW KIT	129
DA3000DW	3/8 CORDESS ANGLE DRILL KIT, REVERSIBLE	129
DA3000R	3/8 ANGLE DRILL, REVERSIBLE, 0-1400RPM	129
632007-4	9.6V BATTERY	30
632002-4	7.2V BATTERY	28



33-PC. SCREWDRIVER BIT & SOCKET SET

Virtually every bit you'll ever need!

* Versatile Bit Set gives you the equivalent of a whole chest full of screwdrivers. You'll never buy another screwdriver again!
 * Operate by hand, with handle included or as power drivers in your electric drill!
 An incredible assortment. You get all of the most commonly used shapes and sizes.

Industrial-quality construction.

SALE \$16.95

MADE IN U.S.A.

1 1/2 HP TWIN TANK HAND-CARRY COMPRESSOR

SALE \$295

ITEM # AM78HC4

- COMPACT LIGHTWEIGHT
- DESIGNED TO YIELD 125 PSI
- OVERLOAD PROTECTED MOTOR
- CAST IRON CYLINDER INSURES LONGER LIFE
- COMES WITH PRESSURE SWITCH, ON/OFF SWITCH & AIR LINE REGULATOR

ITEM # 080C
6" DIAL CALIPER IN WOODEN CASE
 SALE \$32

0.4"x0.001" STAINLESS STEEL

- OUTSIDE, INSIDE & DEPTH MEASUREMENTS
- DIAL READS DIRECTLY TO .001"
- LOCK FOR REPETITIVE SETTINGS
- CONVENIENT THUMB ROLL MAKES MEASURING QUICK & EASY
- SATIN CHROME FINISHED


ITEM #	DESCRIPTION	SALE
12DC	12" DIAL CALIPER 0-12-x0.001"	\$78
08VC	6" VENIER CALIPER STAINLESS STEEL .001"	18
12VC	12" VENIER CALIPER 0-12"x0.001"	48

TALKING BACK

Continued from page 13

HEADWAY ON HEADLAMPS

I'm in the middle of building the lowboy tractor and dump truck from the August 1988 issue and have made some design changes. For example, I like 3/8" buttons for the head lights and radiator cap. And instead of a circle cutter to make the wheels, I used a 2 1/8" hole cutter.



—Richard M. Siefken, Tuscon, Ariz.

ENLIGHTENED PHONE NUMBER


In the picture-framing article on page 47 of the October 1988, we incorrectly listed Light Impressions' phone number. The correct number is 716/271-8960.

SHOP TIP SAVES A YOUNGSTER'S EYE

Woodworking has been my hobby for more than 20 years. I really would like to take this time to tell you that I think your magazine is the best. I read every magazine from cover to cover many times over.

Though many of your "Tips for Your Shop (And Ours)" are well known, some are new to me. I must tell you what happened in my shop just last week. I had just finished setting up my new table saw when I noticed the sharp ends of the fence rails. Then I remembered reading in your shop tips about covering the ends with slit tennis balls. Not an hour had passed after I installed the tennis balls when my 4-year-old grandson came in and walked right into the rail. The tennis ball saved his eye. Thank you and the person who sent in the tip.

—Lawrence F. White, San Jose, Calif.



Larry, that tip which we published in February 1988 came from Jerry Swenson of Newport News, Va. Thank goodness you didn't delay putting the tennis balls to good use! Without tennis-ball protectors in our shop, we'd have plenty of staff members walking around with bruised thighs and patched trousers.

And speaking of shop tips, we know several readers who maintain a loose-leaf index of our shop tips filed by category (safety, gluing, finishing, and so forth). This provides a good way of quickly locating a tip. If you hesitate to clip your WOOD magazines, you may want to photocopy the shop-tip pages.

MAIL ORDERS TO: TOOL CONNECTION
 1300 GALAXY WAY #12
 CONCORD, CA 94520

ORDERS PLACED BY VISA, MASTERCARD, CASHIER CHECKS OR MONEY ORDERS WILL BE SHIPPED THE SAME DAY!
 ALLOW 2 WEEKS FOR PERSONAL OR COMPANY CHECKS.
 CA. RESIDENTS ADD 8.5% SALES TAX.

NO COD'S PLEASE - ERRORS SUBJECT TO CORRECTION.
 FREE FREIGHT ON ALL PORTABLE TOOLS IN CONTINENTAL U.S.A.

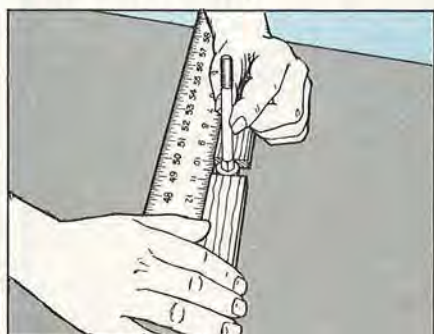
CALL TOLL FREE OUTSIDE CALIFORNIA 1-800-255-1722
 MON-FRI 8AM-6PM PACIFIC TIME INSIDE CALIFORNIA (415) 676-3331

TOOL CONNECTION
 A DIVISION OF UNITED AMERICAN TRADE CORPORATION

TWO WAYS TO MEASURE DIAMETERS

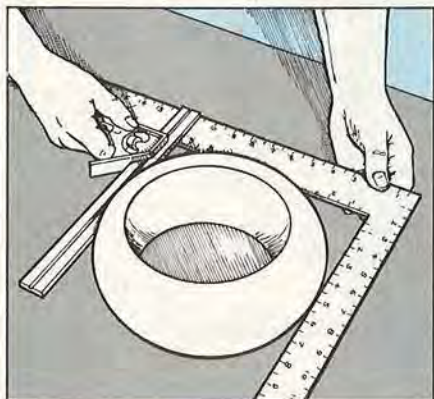
Accurately measuring the diameter of an object smaller than 1" can be difficult if you don't have a calipers. Likewise, it's tough to determine the exact diameter of larger round objects.

TIP 1: Use squarely cut wood strips and a ruler to determine the diameter of small objects, such as bolts or toy parts. Butt the two strips against the item you're measuring, and align one end with a mark on the scale as shown below to take your reading.



TIP 2: On larger objects, use two framing squares or a framing square and a combination square as shown below to determine the object's diameter. To ensure accuracy, measure the item twice.

—Denis Marchand, Sherbrooke, Quebec, Canada



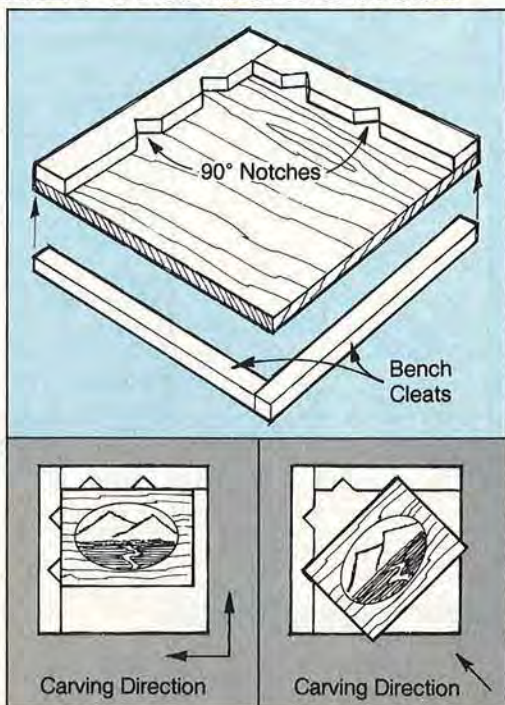
Do you have any tips you'd like to share with our readers? We'll pay you \$25 for each submission we publish. We cannot return any shop tips. Mail your tips to:

BENCH HOOK SECURELY HOLDS WOODCARVING STOCK

Relief carving requires using both hands on the carving tool. For comfort and safety, securing the carving on a tabletop helps greatly.

TIP: You can easily make an inexpensive bench hook to hold carving pieces. Along two adjoining sides of a base of 3/4" plywood, attach 1x2" rails with 90° notches cut to your needs. Fasten 1x2" cleats along two sides of the bottom of the base in the opposite corner from the notches. If possible, hold down the bench hook by securing one of the cleats in a vise. You can omit the bench cleats and clamp the assembly to your benchtop with C-clamps.

—John Roccanova, Riverdale, N. Y.



PUT A BIB ON MESSY CONTACT CEMENT CANS

Drippings from your brush can quickly coat the rim of a container and dry, making it practically impossible to put the lid back on tightly. A poor seal will allow air to harden the remaining cement.

TIP: Form a piece of aluminum foil into place as a bib along at least half of the can's rim. This will catch the inevitable overflow of glue, preventing rim gum-up.

—James Moffat, Allentown, Pa.

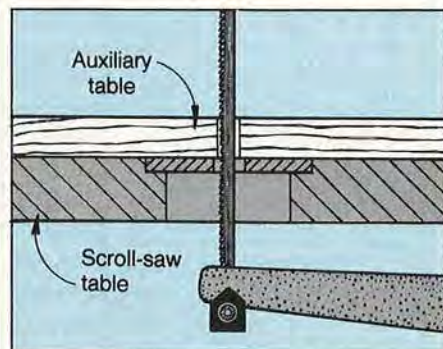


GET EXTRA LIFE FROM SCROLL-SAW BLADES

Normally, only about one-third of the length of a scroll saw blade is used. When that section becomes dull, nearly two-thirds of the blade remains sharp.

TIP: Take advantage of the upper one-third of the blade by building an auxiliary table of a thickness of your choosing. For instance, make the auxiliary table 3/4" thick if you cut a lot of 3/4" stock. Clamp this spacer to the table of your scroll saw, or attach it with double-faced tape. The auxiliary table will limit the thickness of the material you can cut, but in most cases, the stock will be thin, anyway.

—Elvin Perry, Manteca, Calif.



Shop Tips
 Better Homes and Gardens®
 WOOD® Magazine
 Locust at 17th
 Des Moines, IA 50336

Continued on page 18

Start your own money making business!

**Make up to \$26⁰⁰ an hour—
even while learning!** *Train FAST
at home!*

*Get into this booming high-profit business that's
Easy to learn — Easy to do — Easy on You!*

Never before have money-making opportunities been so great for qualified Locksmiths. Now lucrative regular lock and key business has multiplied a thousandfold as millions seek more protection against zooming crime. Yet there's only one Locksmith for every 17,000 people!

Start Collecting CASH PROFITS Right Away

You're in "business" ready to earn \$10 to \$26.00 an hour a few days after you begin Foley-Belsaw's shortcut training. Take advantage of today's unprecedented opportunities in locksmithing for year-round EXTRA INCOME in spare time — or fulltime in a high-profit business of your own. Hundreds we've trained have done it. So can YOU! All tools plus professional Key Machine given you with course. These plus practice materials and equipment plus simple, illustrated lessons, plus expert supervision, plus business building guidance will enable you to KEEP THE MONEY COMING IN! Ideal for retirement — good jobs, too.

SEND FOR EXCITING FACTS—No Obligation

Discover what's in Locksmithing for you — how Foley-Belsaw's Master Locksmith-approved training can give you the skill you can depend on to EARN MORE — ENJOY LIFE MORE.

No Extra Cost! Included With Your Locksmith Training



BURGLAR ALARM and SECURITY SYSTEMS

training. Covers all phases of Burglar, Hold-Up and Fire Alarm servicing and installation. This valuable and timely instruction includes all special tools and supplies. ONLY Foley-Belsaw offers such extensive training in this rapidly expanding field as a part of your Locksmith training.

ADVANCED Locksmithing! How to change combinations, install and service Safe, Vault and Bank Safe-Deposit Box locks. You'll find it fascinating and highly profitable work.



Be Your Own Boss!

BE A LOCKSMITH!

Hundreds of Foley-Belsaw trained men have succeeded in this fascinating and highly profitable field . . .

"Before enrolling I checked other courses and also asked for advice from several locksmiths in my area. They all said yours was tops and has the most versatile Key Machine.


"I always wanted to be in business for myself and now I am . . . thanks to Foley-Belsaw Institute.



**David Fairbrother—Dave's Locksmith Service
Milwaukee, Wisconsin 53209**

30-DAY NO RISK TRIAL!
Send for details!

THIS PRO KEY MACHINE IS YOURS TO KEEP! FREE



This Pro Key Machine can alone add up to \$200 a month to your income . . . and it won't cost you a penny extra with your training.

Find out all about it! Send for FREE Facts TODAY!

Just fill in and mail coupon below (or send postcard) to receive full information and details by return mail. **DO IT TODAY!**

RUSH COUPON!

ALL SPECIAL TOOLS AND EQUIPMENT INCLUDED!



FOLEY-BELSAW INSTITUTE
6301 Equitable Rd., Dept. 11483
Kansas City, MO. 64120

There is NO OBLIGATION and NO SALESMAN Will Call—ever!

RUSH COUPON TODAY FOR THIS FACT-FILLED

FREE BOOKLET!

Tells how you quickly train to be your own boss in a profitable Sparetime or Fulltime business of your own PLUS complete details on our 30-Day NO RISK Trial Offer!



Send for your copy today!

FOLEY-BELSAW INSTITUTE
6301 Equitable Rd., Dept. 11483
Kansas City, MO. 64120



YES, please send me the FREE booklet that gives full details about starting my own business in Locksmithing. I understand there is no obligation and that no salesman will call.

Name _____
Address _____
City _____
State _____ Zip _____



"I opened my own business, spare time, seven months after I enrolled and made a profit of \$329 for the first week."
B. A. Deberry Littleton, Colorado

"No more hard, nasty work for me. Now I have my own business and with hardly any effort I average around \$50 a day. Thanks for my new start in life."
Sam Walker Prichard, Alabama



... YOU Can Do It Too!

SUBSCRIPTION PROBLEM?

We want to solve it to your complete satisfaction, and we want to do it fast. Please write to: Robert Austin, *Better Homes and Gardens*® WOOD, P.O. Box 10628, Des Moines, Iowa 50336.

You can help us by attaching your magazine label to this coupon, or printing your name and address as it appears on your label on a piece of paper and sending it along with your correspondence.

MOVING?

Simply attach the mailing label from this magazine and write in your new address below. (Please allow 4-8 weeks.)
Your New Address Goes Here

Name	
Address	Apt. #
City	
State	Zip

FOR FAST SERVICE...

... it is better to write us concerning your problem and attach your magazine label to this coupon, or print your name and address as it appears on your label on a piece of paper and send it along with your correspondence. Should you need to reach us quickly the following toll-free number is available:

1-800-678-2666

Better Homes and Gardens®
WOOD
P.O. Box 10628
Des Moines, Iowa 50336

Don't forget to include your old label!

TIPS FROM YOUR SHOP (AND OURS)

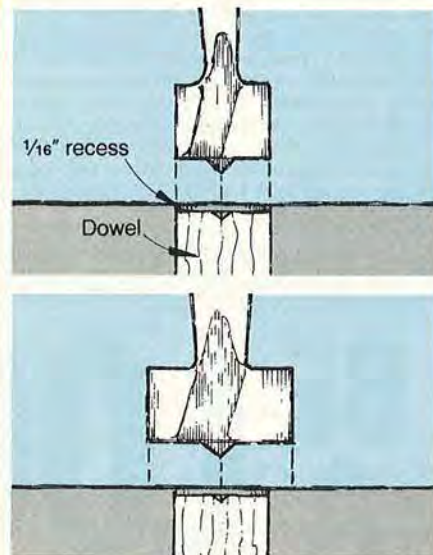
Continued from page 16

HERE'S HOW TO CENTER A BIT IN AN EXISTING HOLE

Enlarging a hole in wood or other material requires a lot of guesswork to start the bit in the exact center.

TIP: Insert a scrap of dowel the diameter of the existing hole and slightly recessed—about $\frac{1}{16}$ ". Fit a drill bit the same size of the hole into the recess and tap the end of the shank just hard enough to mark the dowel center. Use this mark to start drilling the larger hole.

—Ed Good, Nordland, Wash.



ORDINARY PEOPLE. EXTRAORDINARY RESULTS.

Results that come from a polyurethane finish which combines hand-rubbed beauty and polyurethane protection.

The ordinary person: Heidi Kluger, Textile Designer. The extraordinary result: a drop-dead drop-leaf table.



"I gave my drop-leaf table the look of fine old English furniture, with polyurethane protection."



Heidi loves to surprise people by telling them that her table was finished with polyurethane. "They can't believe it," says Heidi, "because they expect that plastic look."

But Formby's® hand-rubbed Poly Finish, has none of that artificial gloss. At The Formby's Workshop we created a polyurethane that's rubbed in, not brushed on. So it penetrates deep, to give polyurethane protection with hand-rubbed richness and beauty.

Let Heidi's triumph inspire you.

Thanks to the remarkable products that come from The Formby's Workshop—and our toll-free number for expert advice—you can get extraordinary results.



Nothing works like things from The Workshop.



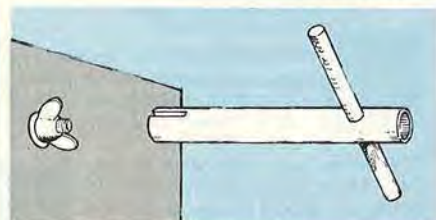
© 1988 Thompson & Formby Inc.
The Formby's Workshop, Olive Branch, Mississippi 38654

LOOSEN WING NUTS

A tight wing nut can chew up fingers before you get it loosened.

TIP: Make a special wrench out of a 12" length of $\frac{1}{2}$ "-diameter electrical conduit and a 4" length of $\frac{1}{4}$ " steel rod. With a hacksaw, cut notches $\frac{3}{16}$ " wide and $\frac{1}{2}$ " deep in one end of the conduit, as shown below. About $\frac{3}{4}$ " from the opposite end, drill a $\frac{1}{4}$ " hole, insert the steel rod, and glue in place with epoxy. Keep one wrench with your router table.

—Lloyd T. Murphy
Oak Ridge, Tenn.



Continued on page 20

rbindustries family of precision, quality tools, American - made and affordably priced



The RBI HAWK Scroll Saw

Family of Precision Scroll Saws

America's largest line of Precision Scroll Saws can unlock your creativity. With **6 models to choose from**, there is one suited for **your needs**. It takes a real woodworker to build a first class tool and that's what RBI is all about. We're American Woodworkers building quality, affordable tools with pride for you - the American Woodworker. Send today for your free information kit to see why rbi is the best value for your woodworking dollars.

The RBI JOINT MACHINE

Precision Joint Making • Spindle Shaper • Router Table • Inverted Pin Router

Create beautiful wood joints so precise, you may be tempted not to glue them! Making finger joints, mortise and tenons, all types of dovetail joints, mitered joints, and raised panel doors has never been easier. Your rbi Joint Machine can also convert into a spindle shaper or an inverted pin router with accessory attachments. Send for your free fact kit today!



Call Toll Free 1-800-535-8665
(In MO 816-884-3534) for information
Dealer Inquiries Invited

rbindustries
1801 Vine St.
PO Box 369
Harrisonville, MO
64701



The RBI WOODPLANER™

Planer • Sander • Molder • Gang Rip Saw

Four essential woodworking functions designed into one precision, dependable machine. Plane your rough stock into dimensioned lumber to the size you want, save yourself hours of hand sanding using the sanding attachment, you can edge cut and width dimension your stock with the power-fed gang rip saw attachment, or create beautiful standard or custom moldings out of any wood you want with the molding head assembly. All these functions without having to remove the knives from the cutterhead and the time and trouble needed to reset the planer knives again like other machines on the market. Send today for your free fact kit on this extraordinary tool!

Yes, Please rush me a free fact kit on:

Hawk Scroll Saws Woodplaners

Joint Machine (Mark Interest)

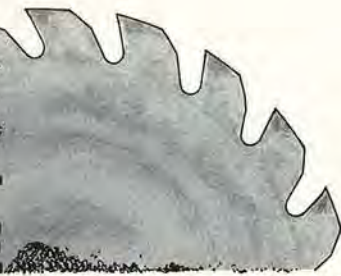
Name _____

Address _____

City _____

State _____ Zip _____ W24

**OAK
CHERRY
WALNUT
MAPLE**



Nothing compares to the texture and grain of Appalachian hardwoods. ■ We carry 21 species of the finest hardwoods, softwoods and hard-to-find imports. All wood is hand selected and kiln-dried to meet optimum cabinetmaking and furniture requirements. Finishing at no charge. All prices include delivery. ■ Order your Appalachian Hardwood Catalogue today. Send \$2.00 (refunded with order) to:

EDLCO

P.O. Box 5373-D, Asheville, N.C. 28813 • 1-704-255-8765
Hardwood specialists since 1952.


World's Best Machinery Value

Prove It? ... Here's the Evidence!

Superior Engineering...KITY Machines reflect the latest advances in design and manufacturing. State-of-the-art drive systems, castings, bearings, and motors complement thoughtful design of form and function.

Attention to Detail...Both editors of woodworking magazines and customers throughout the world are praising things like dynamic balancing of all moving parts, careful deburring of machined surfaces, and the toughest paint job in the world.

Rock Solid Support...Farris Machinery maintains an enormous inventory of accessories and parts -- and a 24 hour toll-free telephone line to make sure you get what you need when you need it. All KITY machines are sold on a 30-day trial basis and carry a 2-year warranty.



KITY
WOODWORKING
MACHINES

Call or Write
for Free Info Kit

Imported from Europe Exclusively by

**FARRIS
MACHINERY**

309 N. 10th • Blue Springs, MO 64015 • 800-872-5489 • (816) 229-3055

TIPS FROM YOUR SHOP (AND OURS)

continued from page 18

QUICK, CLEAN DRILLING GUIDE

It's a challenge to center the holes on the opposite side of a butt or dado joint for a divider or shelf. You can mark the line with a faint pencil mark, but you'll do extra sanding on the unfinished wood to remove each mark.

TIP: Place a strip of masking tape matching the width of the divider or shelf along the desired line, mark the hole locations on it, then drill away. The tape reduces the chances of chipping, and it pulls off easily without leaving layout marks.

—Don Oliver, Nederland, Texas

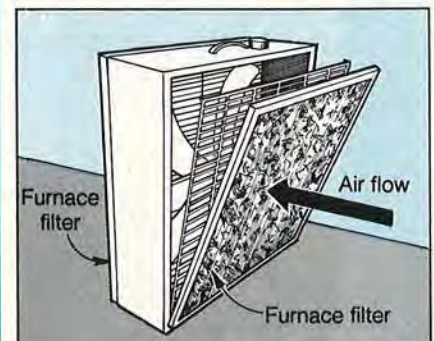


MINI DUST COLLECTOR

Sawing and sanding operations generate a lot of irritating fine dust in the workshop.

TIP: Installing furnace filters on both sides of a box fan offers an inexpensive way to gather up dust. Use wire to hold the filters in place, and position the fan adjacent to the work area so it pulls air away from you. Clean the filters with a shop vacuum when they become dust-filled.

—James R. Losbinsky,
Youngstown, Ohio



Continued on page 22



©1988 Robert Bosch Power Tool Corporation

rotating, you can match the blade action to the material you're cutting.

Exclusive Bosch Blade System.

To keep the blade tracking flawlessly, the exclusive Bosch bayonet locking system stabilizes the blade under all cutting conditions—great-



ly reduces the chance of breaking a blade, too. And the hardened alloy steel roller guide adds even more blade support just behind the cutting point.

Plus, our 3-position exhaust air deflector keeps your cutline clear.

More Productivity.

With our accessory saw table, you can mount a Bosch jig saw for stationary applications. Use the circle cutting guide, rip fence and parallel guide for circle and finished edge cutting. Or mount a blade lubricator for efficient metal cutting and longer blade life.

And Bosch offers you a tremendous range of blades for just about any jig saw application, whether you're cutting hard or soft wood, plywood, composition board, plastics, mild or alloy steel, aluminum or other non-ferrous metals. Our blades, too, are engineered for durability and long-life operation.

So the next time you've got a line to cut, master it instead—with a Bosch 1581/1581VS top-handle or 1582/1582VS barrel-grip jig saw. Phone or stop in at your nearest Bosch Distributor today. He's listed in the Yellow Pages under "Tools—Electric".

The Difference Between Cutting A Line And Mastering It.

Power, smooth operation and unerring accuracy. That's the mastery Bosch jig saws give you, right down the line.

Power? Our top-of-the-line 1581/1581VS top-handle and 1582/1582VS barrel-grip jig saws give you 4.8 amps worth. Yet their superb bal-

ance and low center of gravity make all that power a breeze to handle. Bosch dynamic counter-balancing coupled with precision engineering give you a vibration-free, smooth-cutting jig saw.

And with a choice of 3 orbital actions, in addition to straight recip-



BOSCH

"Quality You Can Hold On To"



THE ALL-NEW
Scroll Mate

14" 3-SPEED SCROLLSAW
You Owe It To Yourself To
COMPARE BEFORE YOU BUY!

- 3 Speeds**—To handle all types of materials from soft woods and delicate veneers through plastics and non-ferrous metals
- Ample Capacity**—14" throat, Generous 2" depth-of-cut
- Built-In Blower**—(Standard) Keeps the cutting line clear of debris
- Smooth, Quiet Operation**—Delivers the sound and feel of quality
- Powerful Enclosed Induction Motor**—Tackles even the toughest jobs
- Built To Last**—Made of rugged, cast aluminum for a lifetime of dependable service
- Compact**—Small enough for the utility room or garage with room to spare

CALL TOLL-FREE
FOR MORE INFORMATION
1-800-533-3728

Get Your
FREE
FACT KIT TODAY!
LIMITED 2-YEAR WARRANTY

OR, send your mail-in inquiry to the address below:

NAME: _____
ADDRESS: _____
CITY: _____ STATE: _____
ZIP: _____ PHONE: _____

DEALER INQUIRIES INVITED



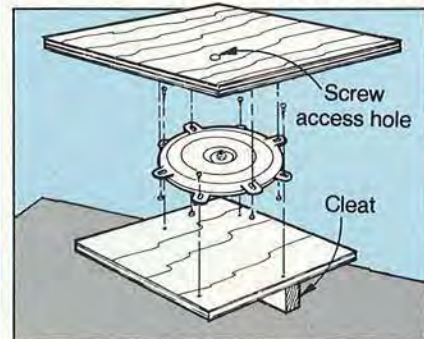
SAKURA U.S.A.
P.O. Box 710-AA
Xenia, Ohio 45385

TIPS FROM YOUR SHOP (AND OURS)

Continued from page 20

A HANDY LAZY SUSAN
Moving around your project while finishing can become bothersome.
TIP: A turntable allows you to stand in one spot and move the work into range. From 3/4" plywood, cut pieces measuring 24x24" and 15x15". Fasten a 6" ballbearing heavy-duty lazy susan fixture (available at many hardware stores) to the bottom of the larger piece. Then, fasten this assembly to the smaller piece. Add a 2x4x15" piece to the center of the bottom side of the base to secure the turntable in a vise.

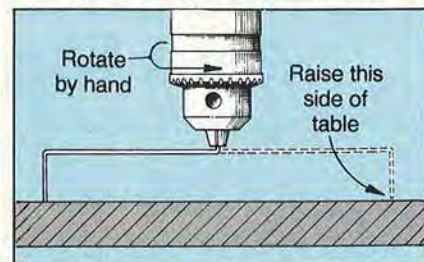
—George A. Heffelfinger,
Lebighton, Pa.



LEVELING WITH A WIRE
Squaring up a tilting table on a drill press so it's perpendicular to a drill bit can prove tedious.

TIP: Instead of using a square, a small length of coat hanger or other stiff wire will do the job quickly and accurately. Cut a length of wire approximately 6" long, and bend right angles in it as shown. Don't worry if the angles aren't exactly 90°. Chuck one end into the drill and tighten. Raise the table so it barely touches the wire. Slowly rotate the drill chuck 180° by hand so you can detect any high or low spots in the table.

—John Clark, Cuddebackville, N.Y.



Continued on page 24



**ANYTIME
ANYWHERE
ANYWOOD**

W&H Molder-Planer & Lathe

Professionals and hobbyists alike know the strengths of our products!
The W&H Molder-Planer converts from planing to molding in only two minutes, and duplicates moldings from 3/4" deep to 7" wide.
Our 12" Lathe, with its cast iron headstock/tailstock and solid steel ways, has four-speed versatility and 46" between centers!
Superior made-in-USA construction, exceptional warranties, and free 30 day trials are your assurance of long life and total satisfaction.

Mail this ad or call us toll-free today.
1-800-258-1380 In NH 603-654-6828

Williams & Hussey Dept. 238-KA
Riverview Mill, P.O. Box 1149, Wilton, NH 03086

YES! Send your free information kit today!



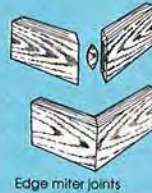

Name _____
Address _____
City _____ State _____ Zip _____

FREUD'S BISCUIT JOINER: It Works as Easy as 1·2·3



BISCUIT JOINERY is now easy and economical with the Freud Biscuit Joiner machine. Joints, such as butt, edge, "T" and others, can be made quicker and stronger with the use of the Freud joiner.

The Freud joinery machine is a plunge cutting tool. It has a rotating carbide cutter that creates an elliptical slot in the surfaces to be joined. The splines, or "biscuits" as they are called, are inserted into the slot along with any water based glue. Because the biscuits are made of wood, the water makes them swell in the joint making an extremely strong and firm bond.



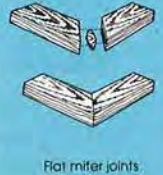
Edge miter joints



Butt joints



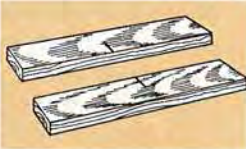
T joints



Flat miter joints

1 Lay Out

The boards that are to be joined should be placed together and the location of each joint marked on both pieces. The vertical fence is adjusted to the depth desired for the slots. Turning the wing nuts on the side



of the fence allows it to move easily in the tracks. The fence is accurately calibrated to allow you to easily move it to center of the joint (See Figure 1).

At this point, you have determined the horizontal location of the joint by marking the wood and vertical location of the joint by setting the fence.

2 Cut

You are now ready to make the slots for your biscuit joint.

There is a red indicator line on the front of the fence and a corresponding red mark on the base plate (See Figure 1). You can use either of these marks for alignment with the lines drawn on the mating pieces of wood.

With the wood securely held in place, align the red mark with the line on the board. With one hand you can grasp the body of the machine. The other hand is placed on the handle. Turn the machine on and, with a steady forward motion, push the joiner body forward to make the biscuit slot. Repeat the process for each marked area on all of the wood pieces.

Simple and Easy!!! The wood particles are automatically ejected through the machine's exhaust port.

3 Assemble

Apply a water based glue to the slots and surfaces being joined. Insert the biscuits in the slots and push the boards together. For best results you will need to clamp the joint together for the glue manufacturer's recommended drying time.

There you have it, 1-2-3!! An extremely strong joint produced quickly and easily by you and the Freud Joiner Machine.

You will find a complete instruction "How to" book with each machine. Illustrated with photographs and drawings, it is designed for those woodworkers not familiar with biscuit joinery. The Freud biscuit joiner will prove to be a highly valued tool for your woodworking projects.

At a List price of \$285.55, the Freud JS100 Joiner Machine is now on sale through your local Freud distributor for \$195.00.

MITER JOINTS? NO PROBLEM!

By reversing the fence, you can join mitered pieces (See Figure 2). The steps are the same.

Mark the location of your joint and set the fence to the vertical height needed. Line up the fence with the mark and make your cut. Apply glue — insert biscuits — clamp!

Booklet



Figure 1



Figure 2

freud®

218 Feld Ave., High Point, NC 27264
919-434-3171

1570 Corporate Drive, Suite G
Costa Mesa, CA 92626
714-751-8866

LOW COSTS, HIGH QUALITY



SHAPER
Model SK-30SPA
..... Only \$799.00

With 1" x 3/4" spindle, spring hold down 28" x 30" precision ground cast iron table magnetic switch, forward & reverse control two speed, 3HP, table insert, miter gauge.

Optional 1/2" spindle (SK-3012) \$39.00

Model SP-0034 3/4" & 1/2" Shaper \$295.00



STROKE BELT SANDER
Model SK-1500BS
..... Only \$990.00
60" Working Width, 2HP, dust chute, 59" x 22" sliding table, heavy metal frame.



DRUM SANDER
Model SK-20DS 20" Width
..... Only \$1675.00

Model SK-15DS15" Width
..... Only \$1445.00
Two different grit precision contract drums. 3HP main motor, 1/4HP auto infeed, magnetic switch, dust chute, cabinet stand, fast high performance sanding.



POWER FEEDER
Model SK-303FD 1HP, 3HP
..... Only \$689.00
Model SK-301FD 1HP, 1HP
..... Only \$729.00
Model SK-321FD 1/4 HP, 1PH
..... Only \$449.00
Three feed rollers, 4 speed, forward and reverse switch, powerful feeding, operated in any position.

BAND SAW
Model SK-20BS
..... Only \$1195.00
20" Width, 11-3/4" High, 2HP, cast iron 45° tilting table, cast iron rip fence, foot brake, dust chute, magnetic switch.



Model BS-1803
..... Only \$599.00
18" Width, 11" High, 2HP, 3 speed, cast iron frame, miter gauge, magnetic switch stand, rip fence, 18" x 18" tilting table.

Model BS-1603
..... Only \$459.00
16" width, 11" High, 1-1/2HP, 3 speed, cast iron frame, miter gauge, magnetic switch stand, 16" x 16" tilting table. . . Optional rip fence (BE-16EF) \$49.00

Dust Collectors, Table Saws, Jointers, Planers, Belt & Disc Sanders, Jig Saws, 5 in 1 Woodworking Center, Wood Lathes, Sanding Belts & Papers...
Many Other Fine Woodworking Machines

Please Check To See Free Delivery Items, All Other Prices Are F.O.B. Los Angeles. Offer Up to 40% Trucking Freight Discount.

* One Year Free Parts Warranty.

* We Specialize in Customer Satisfaction.

Free Catalogue. Don't Miss It! Write or Call Now! (818) 350-1096



Lobo Power Tools

10922 Klingerman St. #3
S. El Monte, CA 91733

MAKE TOYS CLOCKS & WHIRLIGIGS

Make wooden toys, whirligigs, clocks, dollhouses, autos, music boxes, weather instruments, games, crafts & furniture with our plans, parts (hardwood & metal), kits (for all skill levels), books, tools and supplies. Bulk prices. Catalog \$1. (614)484-4363
Cherry Tree Toys, Bx 369-409, Belmont, OH 43718

WOOD CHOPPER

22" long

Precut Kit: \$29.95
Just sand
& assemble



Visa/MC
Uncut Kit: \$24.95
Just cut, sand & assemble

HORTON BRASSES

Nooks Hill Road, P.O. Box 120J
Cromwell, CT 06416 (203) 635-4400

HORTON BRASSES are authentic
copies of 17th, 18th, 19th & early
20th century pulls



Mfrs. of Cabinet & Furniture
Hardware for Homes & Antiques.
Send \$3.00 for a Catalogue.

TIPS FROM YOUR SHOP (AND OURS)

Continued from page 22

"ON-THE-BALL" SANDING

Smoothly sanding the inside of bowls being turned on a lathe can be terribly frustrating as well as hard on the fingers.

TIP: Wrap sandpaper or emery cloth around a sponge rubber ball before you start. The ball fits the inside curvature, enabling you to do a more uniform job of sanding than you can do with hand-held sandpaper.

—Arthur Henrickson,
Grand Rapids, Mich.



SURPRISE FILLER FOR PLYWOOD EDGES

How do you get the exposed edges of plywood smooth enough so they look like solid wood when painted? Using wood putty as a filler and sanding will do the job, but there's got to be an easier way.

TIP: Use exterior spackling compound to fill plywood edges. It's easier to sand than wood putty, dries quickly, and is less expensive, too. Sand the spackling compound with 60- and then 120-grit garnet paper for a ready-to-paint surface.

—Janet H. Sparks, Lexington, Ky.



Continued on page 26

Like Having A Lumberyard Right In Your Shop!



**NOW! Choose From
Two Sizes—Popular
12-in. Planer or
NEW 18-in. Model!**

Only **Woodmaster**[®]
lets you

PLANE MOLD & SAND

with the Precision Control of
Infinitely Variable Power-Feed!

MAKES YOU MONEY... SAVES YOU MONEY!

Put this versatile power-feed tool to work in your own shop... see how fast it pays for itself! Quickly converts low-cost rough lumber into valuable finished stock. Turns out perfect picture frame moldings, quarter-round, casing, tongue & groove... all popular patterns... any custom design!

✓ **Just a twist of the dial** puts twice as many cuts-per-inch at your fingertips as any comparable planer—from 70 to over 1,000 CPI! This heavy-duty machine will sail through even the toughest oak at higher speeds, or you can slow it down to handle those “hard-to-work” pieces like curly maple, knotty cedar, burls, knees and much more! A valuable feature for molding work, where profiles make sanding impossible.

✓ **Now choose from two powerful models!** Woodmaster introduces the first 18” Planer/Molder... the “Big 18”... with all of the features that have made the 12-inch model the most versatile Planer/Molder on the market.

✓ **Change to Molding or Sanding in just minutes!** Unique “Morse-Taper” Quick Change Cutterhead guarantees fast change-over... bearings remain factory set... precisely aligned at all times.

**FREE
30-DAY
TRIAL!**

MADE IN U.S.A.

Here's What Woodmaster Owners Say:

Shop Test Results—“It does an excellent job of planing, on a par with more expensive machines, and even better than some commercial models.”

Editor, Workbench Magazine

Gets More Done—“I build grandfather clocks, music boxes, toys and picture frames. They say a craftsman is only as good as his tools, and let me tell you, my Woodmaster is tops. I get more done, and done right, than I ever did before.”

R.V. Delacourt, Cleveland, Ohio

Best Value—“After checking them all, Woodmaster was obviously the best deal for the money. Also, I would like to acknowledge the polite and prompt service.”

E. D. Holtz, North Carolina

Likes Woodmaster Best—“I have two other planers in my shop... wouldn't trade my Woodmaster for either one. I am delighted with its versatility and precision.”

Ron's Custom Cabinets, Colorado

Paid Off Fast—“Paid for itself in no time flat.”

E. L. Walters, North Dakota



Woodmaster's Quick-Change Molding Head lets you create custom moldings from any stock. Choose from over 250 standard trim and picture frame patterns... or design your own!



Power-fed sanding speeds production and improves the quality of your work. No more waves or cross-grain scratches. Separate sanding head installs in just minutes.

MAIL COUPON TODAY OR CALL TOLL FREE 1-800-538-4200 Ext. 2328



YES! Please rush me your FREE Information Kit which tells in words and pictures why this amazingly designed powerfeed shop is so much better than other single-purpose or combination tools. Also send me details on your 30-DAY FREE TRIAL GUARANTEE.

Woodmaster Tools, Dept. PW28, 2908 Oak, Kansas City, MO 64108

NAME _____

ADDRESS _____

CITY _____

STATE _____ ZIP _____


FREE 30 DAY TRIAL!

Send for complete information on how you can try this versatile power tool in your own shop for 30 days. You must be satisfied! We'll also send you details on Woodmaster's One Full Year Warranty and our convenient Easy-Payment Plan.

WOODWORKER'S CATALOG

There are over 4,000 money saving reasons why woodworkers rely on Constantine.

4,000 woodwork items—to help you Build-Restore-Repair-Refinish! Over 200 different woods ... 150 veneers ... 500 plans ... cabinet hardware ... 96 How-To Books ... 118 carving tools and chisels ... 76 inlay designs ... and lots more for One-Stop, Right-Price Shopping without leaving home! All in our 116 page, full color catalog — and all yours for only \$1.00!



YES, rush, my 1989 Constantine's Woodworker's Catalog. My \$1.00 is enclosed.

Send To:
CONSTANTINE Est. 1812
2054N Eastchester Road
Bronx, New York, 10461

Name _____
Address _____
City _____ State _____ Zip _____

TIPS FROM YOUR SHOP (AND OURS)

Continued from page 24

POWER TOOL HOLSTERS

In a confined workspace, everything ends up in a pile along the back edge of the workbench.

TIP: Use thin-wall plastic pipe to custom-make holders for power tools and hand tools, too. Cut the pipe into 8" lengths, and notch to fit various tools, including your electric drill and glue gun. Drill a hole in the back side and attach the holder to a wall with screws.

—Steve E. Miller, Dallas, Ore.



AVOIDING A STICKY TAPE SITUATION

It's not an open-and-shut case to fix a sticking door. Until you find the offending area, you don't know where to attack the problem.

TIP: Place a sheet of carbon paper in the door with the carbon side facing the edge of the door. When you close the door, the paper will leave marks where the bind occurs. You may have to move the paper and close the door several times.

—D. Roboway
Winnipeg, Man., Canada



Continued on page 29

The Woodwright's Shop

with Roy Underhill



On PBS this fall.



Not a whisker of doubt! A WINNER ON AIR OR IN PRINT.

Read about Roy's traditional woodcrafting in:
The Woodwright's Workbook
The Woodwright's Shop
The Woodwright's Companion
Written by Roy Underhill, each book is amply illustrated. \$12.95 paper, \$19.95 cloth.

Available at your favorite bookstore or from:
The University of North Carolina Press
Post Office Box 2288
Chapel Hill, NC
27515-2288

PEOPLE WHO MAKE A LIVING WITH POWER TOOLS REACH FOR MAKITA.

A worker is only as good as his tools. That's why more professional builders use Makita power tools than any other cordless.

Who can blame them. Since the development of our first cordless tool, we've continued to improve and expand our product line.

We now offer two complete cordless power tool systems. Each powered by its own separate interchangeable battery. An extensive 16 tool, 7.2 volt system and a powerful 9 tool, 9.6 volt system. Plus a complete line of cordless tool accessories.

The benefits and advantages of Makita cordless tools are obvious. But don't take our word for it. Ask someone who depends on cordless power tools to make a living.



Makita

IT'S ALL THE POWER YOU NEED.™

Makita U.S.A., Inc., 14930-C Northam St., La Mirada, CA 90638-5753, (714) 522-8088



Makita is proud to sponsor the "Pro Football Team" Arm Wrestling Championship. Watch for it on the ESPN TV network, Oct. - Dec. 1988.

A COMMITMENT TO EXCELLENCE

TRANSPOWER ONLY 12" AUTO PLANER
\$350.00

- All sealed ball bearing
- 2 HP. 115 V. motor
- 12.5" max cut width
- 0.2"-6" cut range
- 1/8" max cut depth
- Feed 26 FPM
- 16000 cuts. 8000 RPM
- Stand height 28"
- Machine 22"x12"x16"
- Portable 65 lbs.



Introducing the best 12" auto planer from TRANSPOWER—an industrial planer. Powered to handle big 12"x6" boards. Top quality planing results with a vibration free machine. The husky 14 AMPS motor efficiently transmitting full power to the cutter head to eliminate snipes. Automatic feeders feeding in and out.

ACCESSORIES: STAND • BLADES • FEEDER STAND • VACUUM HOOD

1-800-654-7702 In CA (818) 444-2824

P.O. Box 3931 • S. El Monte, CA 91733



IF YOU VALUE YOUR FINGERS..... YOU NEED A **RIPSTRATE®**

The RIPSTRATE holds the work tight against the fence with no hands near the blade. Makes perfect, straight cuts. Wheels lock to prevent kickbacks. *Requires no adjustment for stock width or thickness.*

Over 30,000 now in use in amateur, professional, school, government, military, and corporate maintenance shops.

One year guarantee, 30 day money back trial. \$69 plus \$3.50 for shipping. Check, M.O., Visa or M.C. Free Brochure.

Write or call our toll free number: 800-421-0256.

Fisher Hill Products 4 Fisher Hill Fitzwilliam, NH 03447
Dealer inquiries invited.



THE PERFORMAX COMPONENT DRUM SANDER

Select The Components To Fit Your Budget And Your Needs

A Radial Saw Attachment or Stand-Alone Unit. Manual or Power Feed



- Performax S/T Sander
- Power Feed Option
- Pro (Metal) Stand
- Stand Hardware Kit

For Hobbyists

For Professionals

New Power Feed Option

Variable Speed Conveyor Unit For Effortless and Flawless Sanding

Revolutionary Component Concept!

• It's Versatile • It's Expandable
And best of all.....It's Affordable!

Designed to fit the needs of all woodworkers, this 22" drum sander with its open-end sands up to 44" wide. Built-in sandpaper fasteners make changing grits a snap! American made of strong, light, non-corrosive aluminum. Money Back Guarantee.



For a free brochure call or write:

PERFORMAX PRODUCTS, INC.

11975 Portland Avenue So., Suite 142
Dept. WD, Burnsville, MN 55337

1-800-334-4910




Performax S/T
on Pro Stand

CONTROL THE SPEED OF YOUR ROUTER

ROUTE AT THE SPEED THAT GIVES THE BEST RESULTS WITH THE WOOD AND BIT YOU ARE USING!

INTRODUCTORY PRICE
\$39.95
POSTAGE PAID
VALUE OVER \$100.00

- LESS TEAR OUT
- STOPS BURNING
- FEED AT COMFORTABLE RATE
- BETTER, SAFER RESULTS WITH LARGE DIAMETER PANEL-RAISING BITS
- LESS WEAR ON BITS
- LESS NOISE AND SOFTER STARTS AT LOWER SPEEDS



FEATURES:

- SPEED ADJUSTABLE FROM FULL SPEED TO 0 RPM
- FULL HORSEPOWER AND TORQUE AT ALL SPEEDS
- GO BACK AND FORTH FROM ANY PRE-SET SPEED TO FULL SPEED AT THE FLIP OF A SWITCH
- WORKS WITH ALL ROUTERS 3 HP OR LESS
- 120V 15 AMP
- GIVES YOUR ROUTER A FEATURE ONLY AVAILABLE ON ROUTERS THAT COST OVER \$500.00

EASY TO USE — SIMPLY PLUG IN SPEED CONTROL AND PLUG YOUR ROUTER INTO THE SPEED CONTROL — TURN DIAL FOR BEST RESULTS. (SPEED CONTROL HAS A CLIP THAT CAN BE WORN ON YOUR BELT OR HUNG ON WALL OR LEFT LOOSE.)

- REDUCES SPEED ELECTRONICALLY WITHOUT REDUCING TORQUE; ELECTRONIC FEED-BACK MAINTAINS SPEED BY INCREASING VOLTAGE TO MOTOR AS LOAD INCREASES.

To order by Master Charge or Visa Toll Free
7 Day — 24 Hour Order Service, Call

1-800-533-9298

or send check to: MLCS, Ltd., P.O. Box 4053D, Rydal, PA 19046

Continued from page 26

FILLING THE NEED FOR A TINY BIT

Every once in a while, you find yourself lacking the precise size of drill bit to do a particular job, especially in small diameters.

TIP: Use a small finishing nail or brad in place of a standard bit. Snip or hacksaw off the head before putting it into the drill chuck. With the nail held securely in the chuck, grind the nail down by rotating it as you hold the side of the nail against a grinding stone, or sanding disc as shown below.

—From the **WOOD®** magazine shop

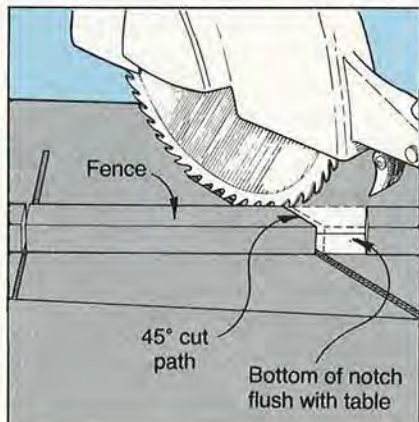


ESCAPE ROUTE FOR CUTOFF PIECES

A possible hazard when making miter cuts with a radial-arm saw occurs when cutoff pieces become trapped between the blade and the fence. The spinning blade can launch these scraps like bullets.

TIP: Notch out about 1½" of the fence as shown. This prevents the cutoff scrap from binding between the blade and fence.

—From the **WOOD®** magazine shop



Continued on page 30

WIN A FREE HEGNER SCROLL SAW



HEGNER Multimax 2

Here's your chance to get the scroll saw you've always wanted, absolutely FREE! It's easy - just call toll-free or return the coupon below to register - no purchase necessary to win. You'll also receive free information on HEGNER - the world's finest Precision Saws!

Name _____
 Street _____
 City, State, Zip _____
 Phone () _____

1-800-962-2589

Details on free drawing included with saw information. One entry per name, address, or household. Offer void where prohibited.



ADVANCED MACHINERY IMPORTS LTD.

P. O. Box 312
 Dept. 306
 New Castle, DE
 19720

The workbench companion



WATCO®

The Original and Still the Best

DANISH OIL FINISH

Watco Danish Oil Finish can be your ideal workbench companion for all those wood finishing projects around the house. You'll be amazed at how easy it is to finish wood beautifully with Watco, "The Original Danish Oil". Watco gives wood that natural, hand-rubbed look with long-lasting durability. And because Watco is **IN** the wood... not on it like temporary surface coatings... there is no finish that will wear off. Watco Danish Oil is ideal for furniture, paneling, cabinets, doors, trimwork and even antiques. It's also safe for use on butcher blocks, cutting boards, and children's toys after Watco dries and cures in the wood. Choose from 8 beautiful finishes... Natural and Medium, Dark, and Black Walnut shades, and Cherry, Golden Oak, Fruitwood, and English Oak colors.

Send today for "Free" color booklet "How to Finish Wood Beautifully and Easily" and the name of your nearest Watco distributor.

WATCO-DENNIS CORP., Dept. BH-W118
 2407 Wilshire Blvd. Suite 90,
 Santa Monica, CA 90403

Name _____
 Street _____
 City _____
 State _____ Zip _____

Right now, when you buy a Delta Shaper, you'll get more than you bargained for.

You sure will. Because we're going to throw in six high-speed steel shaper cutters. Absolutely free.

This just may be the best time ever to buy our Light Duty Wood Shaper.

Because not only does it come with the quality "Delta" name, it comes with a 1 HP TEFC motor, steel stand, stable 15½" x 18" table, lubricated-for-life ball bearing spindle and a fully adjustable fence. Not to mention the six free shaper cutters.

These shaper cutters aren't just another "freebie," either. Quite the opposite. They're valued at more than \$100. And they're the most popular, commonly used configurations. Exactly what you need to start making all sorts of intricate, quality cuts in hard or soft woods.

Now don't you think it's time to get something extra when you buy a tool? How about Delta quality. Plus six free shaper cutters. Call toll-free for the name of your Delta dealer. Delta International Machinery Corp., 800/438-2486 (in PA, 800/438-2487).

Offer good only from participating dealers in the continental U.S., Alaska and Hawaii from September 1 to December 31, 1988.



Building
On Tradition
DELTA
A Pentair Company

TIPS FROM YOUR SHOP (AND OURS)

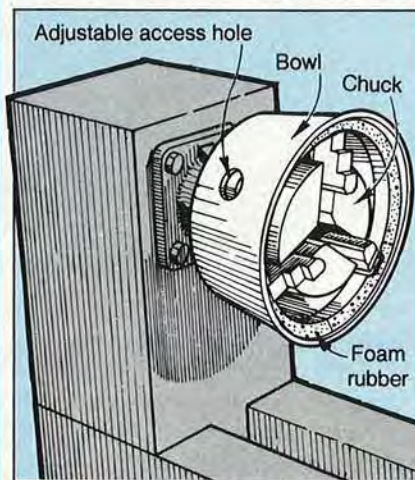
Continued from page 29

MUZZLING A 3-JAW CHUCK BEFORE IT CAN BITE

The jaw heels of some popular 3-jaw chucks protrude enough to pose a real hazard to the operator whose knuckles or tools venture too close to the whirling edges.

TIP: Protect yourself with plastic tubs like the kind that hold margarine. Cut the bottom out of the tub and line the inside with foam-rubber weather stripping for a friction fit. With this installed, the shield will prevent you from getting whacked by the jaw heels, even if your knuckles get close enough for contact.

—David M. Lipscomb,
Knoxville, Tenn.



MORE HELPFUL TIPS

You'll find other useful shop tips scattered throughout this issue of *WOOD*® magazine:

- The secret to carving really hard wood, from an experienced pipecarver, page 41.
- An adhesive that's great for gluing small parts, page 44.
- How to use an auxiliary faceplate and hot-melt adhesive for multiple turnings, page 71.
- A way to make your own wooden clock hands, page 73.
- You can band-saw toy wheels and sand them to shape on a drill press, page 75.
- How to support a project when applying an aerosol finish, page 82. ●

Experience the joys of woodworking the Shopsmith way!



Imagine the gleam in your daughter's eyes the first time she sees the rocking horse you made just for her. Or imagine how much pleasure your family would get from a beautiful backyard deck, a more efficient kitchen or custom-built shelves and bookcases.

That's what the joy of woodworking is all about! It's a hobby of the imagination as well as the hands. Starting with nothing more than an idea, you can create projects that express your individuality. You solve problems, learn new skills and save money in the process. And it's *fun!*

Shopsmith® helps you get the most out of your woodworking.

Whether you're a beginner or a seasoned craftsman, Shopsmith can help you experience those joys with the MARK V home shop system. It gives you a table saw, drill press, horizontal boring machine, disc sander and lathe—all in a single, affordable unit that requires no more storage space than a bicycle.

In fact, with the MARK V at your fingertips you can turn any spare corner of your basement or garage into a really complete home shop. And because Shopsmith is the *original* multi-purpose woodworking system, we offer you the most complete line of accessories in the industry and all the support you need to be a success.

Discover the Shopsmith difference!

As a MARK V owner, you receive complete operating instructions—plus you can learn more about woodworking through our classes, seminars, educational video tapes and catalogs as well as our special magazine for MARK V owners, "Hands On".

You can also call us Toll-Free for the answers to all your woodworking questions. And you'll have the confidence of dealing directly with Shopsmith, either by mail, Toll-Free phone or at one of our growing network of Shopsmith Stores.



Dept. 3751

Ask for a FREE Information Kit!

To find out more about woodworking with the Shopsmith MARK V, call Toll-Free or mail the coupon below. We'll rush you a FREE Information Kit in your choice of Full Color Brochure or VHS Videocassette and Color Brochure. There's no obligation, so act NOW.

For your FREE Information Kit Call

1-800-526-1700

or mail the coupon below to:



Shopsmith Inc.

The Home Workshop Company
3931 Image Drive
Dayton, Ohio 45414-2591

© 1988, Shopsmith, Inc.
Shopsmith® is a registered trademark of Shopsmith, Inc.

Yes! I'd like to know more about the "joys of woodworking" with the Shopsmith MARK V. Please send me:

- FREE Color Brochure on the Shopsmith MARK V, or
 FREE VHS Videocassette and Color Brochure. (3752)

Name _____

Address _____

City _____ State _____ Zip _____

I currently own Shopsmith Power Equipment.

Send to: Shopsmith, Inc., 3931 Image Drive, Dayton, OH 45414-2591

Save on...

Band Saw Blades Scroll Saw Blades

Free Catalog from **OLSON®**

Save up to 50% on the Finest Quality Band and Scroll Saw Blades.



Band Saw Owners...
Hard edge, flex back for general purpose sawing; NEW furniture band for cutting wood faster and smoother; and special thin gauge blades for bench top and 3 wheel saws. Welded to the length you need or in 100' coils.

Scroll Saw Owners...
A huge selection of plain or pin end scroll saw blades; fret, spiral and jewelers (metal piercing) saw blades.

Name _____
Address _____
City _____
State _____ Zip _____

OLSON CATALOG SALES

Route 6, Dept. WM
Bethel, CT 06801(203) 792-8622

RING MASTER



TEST YOUR IMAGINATION

Create Any Hollow Cylindrical Shape up to 12" dia. Cut flat wood into straight or angle rings, stack rings, glue, sand, & finish. All on your Ring Master.

Now Ring Master Attaches To Your

- SHOPSMITH MARK V
- CRAFTSMAN 12" LATHE

ORDER YOUR FREE BROCHURE TODAY

We accept Master Card, Visa, & C.O.D.
Call 1-800-634-9281 in NC 919 762-6334



Porta-Nails, Inc., P.O. Box 1257, Wilmington, NC 28402



DELTA

ALL UNISAWS
NOW AT SALE
PRICES!



14" Bandsaw
#28-243S
w/motor
open stand &
FREE Lamp*
\$497



#50-179
\$347
**New 3/4 HP
Dust
Collector**

- 34-761 10" UNISAW; Jet-Lock fence 1 1/2HP; 1PH; 1197
- 34-782 10" UNISAW; with Unifence 3HP; 1PH; 1497
- 34-783 10" UNISAW; with Unifence 5HP; 3PH 1497
- 31-050 1" Belt Sander/8 FREE belts LIST \$117.00 77
- 34-444 10" Contractor's Saw 597
- 34-995 Stockfeeder; 3/4-1HP, 3PH 697
- 37-150/52-851 6" Jointer 997
- 40-601 18" Scroll Saw 697
- 43-375 2-Speed Shaper 1497

Free Freight to eastern US We'll match most prices this issue Quantities Limited



THE SOURCE

Woodworkers Tools & Hardware
7305 Boudinot Drive
Springfield, VA 22150
(703) 644-5460

VA 800-468-1778
US 800-452-9999

Send \$2.00 for catalog

WOODWORKERS!
We've Got The Tools You Need...
Call Us Today.

PORTER+CABLE
DELTA Adjustable
KAISER Makita Milwaukee
BLACK&DECKER

w.s. JENKS & Son
1-800-638-6405 202-529-6020

THE FINE TOOL JOURNAL

ANTIQUE AND OBSOLETE TOOLS
BOOKS ON TOOLS
ABSENTEE TOOL AUCTIONS

6 issues per year — \$15.00
Sample \$3.50 ■ Book List — S.A.S.E

to:
FINE TOOL JOURNAL
Dept. WD88
RD #2, Box 245B
Pittsford, VT 05763

The World's Finest Carving Tools: HIRSCH

HIRSCH WERKZEUGE
Produced in Germany for over 200 years
750 sizes & shapes available
62-Rockwell hardness
Unsurpassed quality and price

Sold Exclusively by
Northland Woodworking Supply
1 Lee at N. Genesee Street
Utica, NY 13502

Call now 315-724-1299

...for your complete catalog featuring Hirsch and many other fine European made tools, send \$2 refundable with first purchase.

DMT® Diamond Whetstone™

The answer to your sharpening needs
A few light strokes will sharpen knives and achieve perfect edges on all tools.

- Durable • Fast
- Versatile • Clean

Available at quality woodworking stores or
DIAMOND MACHINING TECHNOLOGY, INC.
85-WD Hayes Memorial Drive
Marlborough, MA 01752

Quick Clamp™
Assembly Aid

QUICK CLAMP SECURES WOOD AND OTHER MATERIALS WITHOUT THE GUMBERSOME BULK OF BAR CLAMPS. IT'S ADJUSTABLE, EASY TO USE, AND CONVENIENT TO STORE AND CARRY. THIS VERSATILE TOOL GIVES YOU AN EXTRA PAIR OF HANDS FOR ASSEMBLING, CLAMPING, GLUING, TIEDOWN, PACKING, AND BUNDLING.

NEW FREE HOOKS

MADE IN USA	EACH	FOR 2	FOR 6
4 1/2" TO 30" STRAP CLAMP W/HOOKS	4.95	9.00	28.00
4 1/2" TO 45" STRAP CLAMP W/HOOKS	5.45	10.00	28.00
4 1/2" TO 60" STRAP CLAMP W/HOOKS	5.95	11.00	30.00
POSTAGE & HANDLING	2.00	2.00	3.00

ORDER FROM: (205) 588-3063
THOMAS CLAMP CO., BOX 237, ARAB, AL 35016

SWINGING CRADLE
EASY TO MAKE WITH Full-Size Plan

Authentic spindle design straight out of Colonial America. Plans show alternate construction with panel sides. Perfect for baby or use for magazines. Size 20" x 39" x 30" high. Plan # 166 \$10.75 (catalog free with order)

CATALOG 200 full-size professional furniture plans—\$2.00

FURNITURE DESIGNS INC., Dept. BS-128
1827 Elmdale Ave., Glenview, IL 60025
(312) 657-7526

TOOL INDUSTRY INSIDER



Welcome to the first installment of *Tool Industry Insider*, where we bring you the inner workings of the tool industry—the story behind the tools, so to speak. If you'd like to see us investigate some part of the tool business, please write to us at:

Tool Industry Insider
WOOD® Magazine
Locust at 17th
Des Moines, IA 50336

CORDLESS SAWS: A DYING BREED?

Battery-powered portable circular saws made a big splash when they came on the tool scene several years ago. With sales of cordless drills and jigsaws already going along nicely, self-contained hand-held circular saws seemed to be the next logical step in the progression of portable tool battery technology.

But wait a minute. Sales of the tools soon slowed to a snail's pace; many users found the tools under-



Have we seen the end of battery-powered circular saws? Not quite. New battery technology may energize this endangered species.

powered and limited in their applications. Recently, one of the three players in this area, Hitachi, dropped its cordless circular saw from the U.S. market. Does this mean it's time to bury the idea of cordless circular saws? Maybe not. The other two makers, Milwaukee and Makita, plan to stay in the market. An official of Skil Corporation, a long-time innovator in portable circular saw technology, told us the firm plans to make a cordless version when improved battery technology makes it practical in terms of power and price.

Moreover, Black & Decker, a pioneer in cordless tool technology

that opted to stay out of the battery-powered circular saw fray, may be getting involved in a big way. B&D will introduce, on a limited basis, a shoulder- or belt-carried battery pack that delivers 24 volts—double the voltage of current cordless tools. And, Black & Decker officials tell us a circular saw will be one of the tools that hook up to the 6.6-pound battery. Its one drawback: a \$500 price tag. Have heart, though, the price of new tool technology seems to drop with time. Take for instance, Skil's first portable circular saw, introduced in 1924. The machine's price was a then-whopping \$160.

RYOBI BUYS MAKER OF SEARS POWER TOOLS


Ryobi Limited of Tokyo, Japan, recently bought Singer Corporation's Motor Products Division, supplier of hand-held power tools for Sears. The division has plants in Pickens and Anderson, S.C.

In a joint statement, the heads of Ryobi and Singer said: "... Ryobi is familiar with Sears' requirements

and is deeply committed to further enhancing the Motor Products Division's reputation for product quality and innovation." Prior to the sale, Ryobi private-labeled a portable planer and a resaw band saw for Sears. Officials of Sears, headquartered in Chicago, had no comment on the sale. ♣

Photograph: Bob Calmer

Free!
CATALOG SUBSCRIPTION



*The Woodworkers' Store
has everything
you need
to create your own
woodworking project!*

- Wood Parts
- Specialty Hardware
- Plans
- Veneers
- Tools
- Drawer Slides
- Knobs
- Fasteners
- Pulls
- Toy Parts
- Lumber
- Mouldings
- Finishing Materials
- Books

We're America's most complete source of quality woodworking parts and hard-to-find specialty hardware and supplies. Many of our products are exclusives, and can only be found in the 48 pages of our full-color catalog.

- **Satisfaction Guaranteed**
- **Fast Delivery** Most orders shipped within 24-48 hrs. (Next Day Service available.)



To: The Woodworkers' Store
21801 Industrial Blvd., Dept. 1226
Rogers, MN 55374-9514

Yes! Please rush me my FREE subscription to The Woodworkers' Store Catalog.

Name _____

Address _____

City _____ State _____ Zip _____

TAMO

Tied-up treasure tree



Wood with rare figuring was carefully carried down the mountain to be made into royal gifts.

A species of common ash from the Far East produces one of the world's most rare and treasured woods. Native to Manchuria, but transplanted to the mountainous regions of Japan centuries ago, this particular ash owes its fame to a uniquely figured grain.

Tamo, also called *damo*, *shioji*, and *yachidama*, looks like white ash. Very few trees, however, produce figured wood that resembles peanut shells laid side by side. Tamo trees develop this peanut figure when strong vines encircle their trunks. This girdling restricts the flow of nutrients. So the tree grows in spurts, and the grain shows it.

When all timber harvesting was done by hand, workers would find such a tree, and in felling it, sometimes discover only half the wood to be figured. Because they had to carry the wood down the mountain on their shoulders, they

only took the figured wood.

For centuries, the peanut-figured wood was reserved for items made for Japanese royalty and shoguns, due to the difficulty in obtaining it. Japanese master craftsmen, seeking a more reliable supply of figured tamo, eventually learned to tie ropes around saplings. The controlled constriction of the rope produced, over many years, the same figure in the tree. However, as these propagated tamo trees were harvested, the figured wood grew rarer and rarer.

Now, Japan relies heavily on the import of fine cabinetwoods. And peanut-figured tamo — tied, slow-grown, and cultivated — has become very rare. It's available only in Japan as extremely expensive, minutely-thin veneer used for the most exclusive projects. 🌳

Illustration: Jim Stevenson
Photograph: Bob Calmer

VAUGHAN

**For people who take pride in their work
...tools to be proud of.**



Available at hardware stores and home centers

VAUGHAN
VAUGHAN & BUSHNELL MFG. CO.
11414 Maple Ave. • Hebron, IL 60034

MANNY'S WOODWORKER'S PLACE LEXINGTON, KY

has

SALE
ON

WOODWORKING BOOKS & VIDEOS

All Prices Post Paid
Toll Free 1-800-243-0713
VISA, MC, Checks, add \$3 C.O.D.
Catalog only \$2



Tips & Techniques for Builders \$9
Technique 1-9 \$18 ea; All 9 for \$155
Fine Woodworking On - (Series of 20 books)
\$7 ea; All 20 for \$135
Tago Frid Teaches Woodworking - Book 1-3
\$19 ea; All 3 for \$48
Workbench Book \$22; Timberframe Hse. \$22
Construction Techniques 1 or 2 \$23 ea
Understanding Wood (Hoadley) \$22
Setting Ceramic Tile (Byrne) \$17
Design 4 \$16; Design 3 \$13; Design 2 \$12
Biennial Design \$11; All 4 Design Books \$50
Turning Wood (Raffan) \$16;
Turned Bowl Design \$16
How to Carve Wood (Butz) \$13
Making Kitchen Cabinets-NEW (Levine) \$17
Building Your Own Kitchen Cabinets
(Cary) \$13
Japanese Woodworking Tools (Odate) \$22
Building a Houseful of Furniture (Watts) \$18
Federal Furniture (Dunbar) \$13
Soul of a Tree (Nakashima) \$58
Sam Malool, Woodworker \$58
Roy Underhill - The Woodwright's Shop
Woodwright's Companion or Woodwright's
Workbook \$12 ea; All 3 for \$35

Contemporary American Woodworkers \$28
Cabinetmaking, Professional Approach.
(Peters) \$28
Cabinetmaking & Millwork - New Edition
(Feirer) \$43
James Krenov Books - Call for Availability
Router Jigs and Technique (Spielman) \$14
Router Handbook (Spielman) \$10
Scroll Saw Pattern Book 12: Scroll Saw
Handbook \$12
Encyclopedia of Furnituremaking (Joyce) \$28
Wood Finishing (George Frank) \$19
Projects for the Router (Chaffin) \$9
The Router (Rosenthal) \$14
200 Original Shop Aids (deCristoforo) \$14
Stationary Power Tool Tech
(deCristoforo) \$14
Table Saw or Radial Armsaw Tech
(Cliffe) \$14 ea.
Making Woodworking Aids & Devices \$9
Precision Machinery Techniques \$9
Gluing and Clamping (Spielman) \$12
Making Wood Boxes with Bandsaw \$9
Making Small Wooden Boxes \$9
Making Wood Banks \$7
Guitarmaking (Cumbiano) \$55

Sculpting Wood (Lindquist) \$28
Woodturning, A Designer's Notebook
(Key) \$12
Woodturner's Project Book (Jones) \$12
Small and Unusual Woodturning Projects
(Jacobson) \$12
Dale Nish - Creative Woodturning \$14;
Artistic Woodturning \$17; Master
Woodturners \$19; All 3 by Nish \$48
The Practices of Woodturning (Darlow) \$21
The Craft of Woodturning (Sainsbury) \$11
Polychromatic Assembly for
Woodturning \$16
How to Make Animated Toys \$12
ToyMaker's Wooden Vehicles
(Buckland) \$12
Blizzard's Dazzling Wooden Toys \$12
How to Make Shaker Furniture (Moser) \$12
Measured Shop Drawings of American
Furniture (Moser) \$14
Thos. Moser's Windsor Chairmaking \$9
Antique Country Furniture of North America
(Shea) \$18
Masterpiece Furniture Making
(Gottshall) \$27
101 Projects for Woodworkers \$14
World Woods in Color (Lincoln) \$37
Know Your Woods (Constantine) \$13
Handcrafted Shelves & Cabinets
(Rowland) \$14
Handcrafted Doors & Windows
(Rowland) \$14
A Treatise on Stairbuilding and
Handrailing \$21
Building Ship Models \$8
Computer Furniture, Plans & Projects \$15

VIDEOS VHS Only

Levine - Making Kitchen Cabinets \$28
Roger Cliffe - Faceplate Cabinetmaking
Series of 5 tapes \$30 ea; All 5 for \$135
Call for information.
Cliffe - Table Saw or Radial Arm Saw
Tech. \$29 ea.
Krenov - Wooden Planes & Cabinetmaking
Scrapers \$38
Maas - Router Jigs & Techniques \$28
Rosenthal - Router Basics: Router Jigs &
Accessories: Table Mounting Your Router
\$38 ea; 3 for \$110
Raffan - Turning Wood \$38
Stubbs - Bowl Turning \$38
Bush - Carving Techniques & Projects \$28
Barton - Chip Carving \$28
Byrne - Tiling Countertops; Tiling Walls;
Tiling Floors \$28 ea; 3 for \$80
Roy Underhill - Shop Planes; Chairmaking;
Log & Timberframe Building \$38 ea.
Klausz - Mortise & Tenon Joints \$28
Klausz - Dovetail & Drawer \$28
Klausz - Wood Finishing \$38
Cummins - Small Shop Tips & Tech. \$28
Flexner - Repairing Furniture \$28
Lowie - Carve a Ball & Claw Foot \$38
Erpelding - Radial Arm Saw Joinery \$38
Parko - Learn Woodworking, Make a Blanket
Chest \$37
Rogers - Molding & Picture Frames \$22
Rogers - Building Bookcases \$22
Rogers - Building Cabinets \$22
Rogers - Building Tables \$22
Rogers - Furniture Refinishing \$22

Foreign Orders Welcome, Canada add 5%; Japan, Europe, etc. add 10% for Shipping

MANNY'S WOODWORKER'S PLACE
602 S. Broadway, Lexington, KY 40508

Inquiries (606) 255-5444
Hours 9-5:30 Mon.-Sat.

Now . . . a 12"/14"
Saw at 10" Prices!
With more HP for the money.

12"/14" TABLE SAW with 25" SUPER FENCE!*

Optional 40" or 60" Fence
Best Selling Table Saw of its Size in Europe!

TS 4000 TABLE SAW

- 12" Table Saw, may be used with 14" Blade by purchasing a Suva Guard item #7985
- Transistorized Electronic Switch Controlled Electronic Brake shuts down machine when power is out. Controls power surges
- All motors with thermal protection and electronic switch
- Enclosed Blade with Rear Dust Discharge

- 4 HP Single Phase, 5 1/2 HP 3 Phase 230 VAC
- 4000 RPM Belt Drive

Specifications:

Height-Adjustable Range approximately 3/4"
Tilt Angle 45° Toward Fence
Cutting Height at 90° Approximately 3/4"
Cutting Height at 45° Approximately 2"
Table Size: 26"x31"



Sliding Table Extends to 27"
Forward of the Blade.

Due to great response . . .
Still just \$1295*

Optional Features & Prices

#7981 Sliding Table \$582.00
#7982 Table Width Extension \$259.20
#7983 Rear Table Extension \$197.40
40" Rip Fence \$149.00
60" Rip Fence \$189.00

Options can be added at any time, no holes to drill — just mount into the pre-tapped holes.

Ask about our other Scheppach Equipment: Shaper/Vertical Spindle Moulder, Planer/Joiner Combination, Dust Extractor, Workbench, Vario Bandsaw, Woodworking Lathe, Copying Attachment, Combination Machine that is 11 machines in one (each machine can be purchased individually).

scheppach
It's all the Saw You'll Ever Need

For More Information or Scheppach Dealer Nearest You
Call Toll Free 1-800-262-2291
P.O. Box 135, North Miami Beach, FL 33163 305-624-0902 IN FL

DEALER
INQUIRES
INVITED

*Does not include options

Buy 1 tool and get our 212 page tool free.

Just a few of the unique woodworking tools of the 3,500 others available from our most versatile tool, the 1989 Garrett Wade Catalog.

The 212 page Catalog, regularly \$4.00, is Free with any order from this ad. Or if you would just like the Catalog, send us \$4.00 with your name and address.

A / Our 202GF Gap Filling Glue Has Remarkable Properties

It has a very high solids content so that small gaps in our joinery are actually filled - with strength. And the "squeeze-out" beads right up and chips off when dry. No soaking in to ruin finishes. Dries to a light tan. Water clean-up.

62J01.01	1 pt. 202GF	\$ 6.50
62J01.03	1 qt. 202GF	\$11.50

B / Special Bandsaw "Cool Blocks" Prolong Blade Life And Increase Accuracy

Made of a special Graphite impregnated Phenolic Laminate, this set of 4 replaces your upper and lower side blade guides.

They run cooler than conventional steel guides and are more "slippery". You can set them actually touching the blade, consequently giving more control and accuracy over the cut. They are sure to improve the performance of whatever bandsaw you use. 9 sizes are available to fit most bandsaws.

Model		
33K09.01	"A" Delta 14"	\$9.95
33K09.02	"B" Sears 12"	\$9.95
33K09.03	"C" Inca 10 1/2"	\$9.95
33K09.04	"D" Shophsmith	\$9.95
33K09.05	"E" Old Sears (1/4" Rd.)	\$9.95
33K09.06	"F" Jet 14"	\$9.95

(fits most Delta-type copies)

33K09.07	"G" Gilliom (3/16" Rd.)	\$9.95
33K09.08	"H" Delta 16"	\$9.95
33K09.09	"K" Sears 12" (Electron.)	\$9.95

C / Garrett Wade Has Discovered Some Very Interesting Bandsaw Blades.

1/16" "Super Narrow" Blades

You may have never seen a blade like this 24 tpi. In a raker style, these give smooth cuts while making incredibly tight turns. We strongly recommend our "Cool Blocks" for these delicate blades, because they can be set closer to the blade without danger of overheating or destroying the teeth as normal metal guides can.

Cabinetmaker's Special Bandsaw Blades

A Garrett Wade exclusive. In appearance, they look like "skip tooth" blades. But each tooth is actually formed as a hook, with every 5th tooth an un-set raker. The result is a very smooth cutting blade that feeds very easily. Use the 1/4" (4 tpi) blade for general work, and the 1/2" size (3 tpi) for resawing and heavy straight sawing.

Garrett Wade Co., Inc.

161 Avenue of the Americas
New York, NY 10013 Dept. 611
Call Toll Free 800-221-2942
(NY 212-807-1757 No Collect Calls Please)



Please send me these Garrett Wade tools and include a FREE 1989 Catalog with my order. (Prices good until June 30, 1989)


Name: _____
Address: _____
City: _____ State: _____ Zip: _____

Check or Money Order Card Number _____

Visa MasterCard _____

American Express _____

Expiration Date: _____



93 1/2" Blades (Delta 14" and copies)		
33K11.01	1/16" Scroll	\$12.50
33K11.02	1/4" Cabinet.	\$11.65
33K11.03	1/2" Cabinet.	\$11.95

80" Blades (Sears)		
33K12.01	1/16" Scroll	\$11.95
33K12.02	1/4" Cabinet.	\$11.30
33K12.03	1/2" Cabinet.	\$11.50

72" Blades (Shophsmith)		
33K13.01	1/16" Scroll	\$11.25
33K13.02	1/4" Cabinet.	\$10.20
33K13.03	1/2" Cabinet.	\$10.50

73 1/2" Blades (Inca 10 1/2")		
310.160	1/16" Scroll	\$11.25
310.161	1/4" Cabinet.	\$10.20
310.162	1/2" Cabinet.	\$10.50

104 1/4" Blades (Delta w/Riser and Inca 20")		
710.101	1/16" Scroll	\$12.85
710.201	1/4" Cabinet.	\$11.95
710.202	1/2" Cabinet.	\$12.90

D / Saw Setting Gauge Can Be Read From Any Position

Most saw setting gauges have at least one or two main weaknesses. They either rest partially on the insert plate which is usually not the same height as the main table, or they are so thin that it is difficult to ensure that teeth are being gauged at the top of the arc. This Gauge is made from machined Aluminum a full 3/8" thick and 9" long. With 1/4" graduations on one end and 1/8" on the other, it will indicate any height from 1/8" to 2". Most useful for Table Saws but also handy for Router depth setting. The markings are vertical on one face and horizontal on the other, so you can read them easily and accurately.

71K26.02 Saw Setting Gauge \$16.95

STOCK #	QTY.	DESCRIPTION	PRICE	TOTAL
GW	1	1989 Catalog (free with order)	\$4 00	

Shipping: Orders up to \$100 - \$2.50
Orders over \$100 - \$6.95
New York Residents add applicable Sales Tax

Sub Total
Sales Tax
Shipping
Grand Total




In the last century, the bark of hemlock was sometimes worth more than the wood. The leather-tanning and fur-processing industries demanded hemlock bark for its high tannic acid content. Hides and skins infused with a tannic-acid solution become soft and strong. Tragically, stands of hemlock in the eastern United States and Canada were stripped of their bark, then left on the stump to die.

It wasn't until the '40s boom in wood-frame house construction that hemlock came into its own as lumber. And then, the eastern hemlock's West Coast cousin provided the raw material. Today, hemlock lumber from Oregon, Washington, and British Columbia (where the species represents 60 percent of the mature coastal forest) feeds home construction and millwork manufacturers. Hemlock even gives some hardwoods a run for their money as a lower cost, yet strong, easy-to-work furniture stock. In fact, this softwood actually grows harder with age!

Wood identification

Botanist Stephen L. Endlicher christened hemlock in 1847 with the genus name *tsuga*. The Japanese word means "yew-leaved," referring to its short, flat, and contrary to legend, non-poisonous needles.

Eastern hemlock (*Tsuga canadensis*) plants its roots from Canada south to Georgia and west across the Great



Western hemlock

Lakes states to Minnesota. Western hemlock (*Tsuga heterophylla*), sometimes called Pacific hemlock, thrives in the moist coastal ranges from Alaska to northern California, but also climbs mountain slopes in Idaho and Montana.

Growing to greater size than its eastern relative—which only becomes 80' tall and 36" in diameter in 250 years—western hemlock represents one of the lumber industry's few remaining sources of large, clear timber. Trees 100 years old can be 150' tall, with a 24" diameter.

The bark of both hemlock species appears cinnamon-red to brown

in color and has broad, deep ridges. Seed-bearing brown cones sprout at the ends of branch shoots.

Little color variance between hemlock's heartwood and sapwood results in a nearly uniform buff color in both species. The wood of western hemlock weighs more (about 29 pounds per cubic foot, dry) than that of its eastern relative. Western hemlock also is harder, stronger, straighter-grained, and resin-free.

Working properties

You can work hemlock easily with hand or power tools. In

crosscutting, however, expect some tearout.

The wood grips screws and accepts all glues without a problem. Western hemlock, with its straight grain and finer texture, sands to a silky, reflective smoothness. Because the western variety is resin-free, it accepts any paint, stain, or clear finish with more satisfying results than the eastern species. Don't use either hemlock species outdoors without preservative treatment.

Uses in woodworking

The construction industry now frames, sheathes, and floors with hemlock. Mills turn the wood into windows, frame-and-panel doors, moldings, and paneling. Due to its strength and wear-resistance, hemlock also becomes reliable ladders and stair components.


Ease of machining and finishing have made hemlock an increasingly popular alternative to hardwood for furniture and cabinets. Lack of pitch and resin also makes hemlock ideal for a sauna's dry heat.

Cost and availability

Vast logging operations on the Pacific Northwest coast keep hemlock widely available in the West and Midwest. On the East Coast, even availability of local hemlock will be spotty.

If you need them, thick boards up to 14" wide aren't rare. And, hemlock costs less than Ponderosa or white pine. 🌲

Illustration: Steve Schindler
Photograph: Jim Kascoutas



UP IN SMOKE

ONE WOODWORKER'S PIPE DREAM

Vermont carver Al Baier always sets a match to his work!

Carver Al Baier lives a pipe dream. He puffs choice tobacco through fine briar. He carves what he likes, when he likes. He meets people from far-away places. He's having more fun than a kid with a new bicycle. And, he's making money.

One of only a handful of pipe carvers in the United States, Al has whittled away thousands of dollars' worth of expensive, imported briar wood over the last 10 years. At selling prices ranging from \$75 to \$1,000, his pipes more than pay for the stock.

Ever since his win in a national pipe-carving competition a few

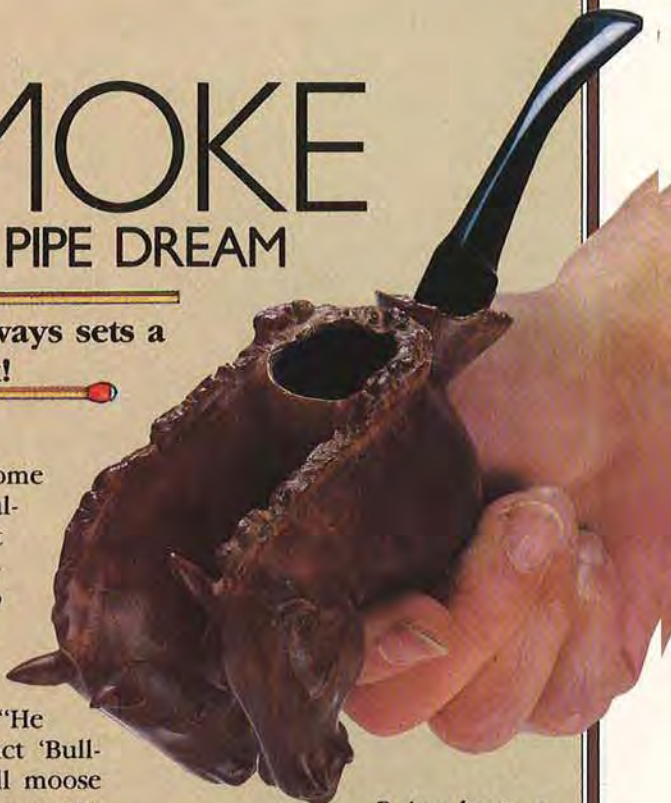
years back, Al has become known for his carving talent, resulting in frequent special orders—sometimes unusual ones. Two years ago, for instance, he received an order for a moose-head pipe from a man in Chicago. "He wanted the pipe to depict 'Bullwinkle,' the Vermont bull moose that received national news coverage for falling in love with a cow. I had to find a stuffed moose I could copy!" he chuckles.

MEDITERRANEAN WOOD GIVES YOU A SLOW BURN

"Briar makes the best pipes, but the best of pipes are made only from premium briar," says Al (see sidebar on briar, page 41). "It has tight fibers, beautiful grain, and gives a smooth, pleasing smoke."

A chunk of that briar about 1½" wide and 2" long (height varies due to burl irregularity) costs Al \$7.50 buying wholesale from a major importer. Larger sizes cost more. And, Al counts on about a 25 percent loss due to hidden flaws in the burl.

"Root burl has a tendency to grow up and around dirt, sand, and small rocks," he says. "So, sometimes I'll be carving what looks to be a perfectly good piece of briar and hit a grain of sand. Surface pits can be filled with a little briar dust and epoxy. When I find a flaw that channels right toward the bowl, I have to throw it away."



Briar lasts a lifetime with moderate care, although it actually burns a little during each smoke. As the briar burns, carbon forms in the bowl, providing insulation. "You must scrape inside the bowl periodically to keep the carbon to the thickness of a dime," the veteran pipe smoker advises. "Too much carbon, it won't smoke right; too little, the bowl burns through."

PROMOTING AMERICAN HAND-CARVED PIPES

"Ninety-five percent of all pipes are made in Europe, mostly by machine," says the pipe carver. "For awhile, Denmark was producing some handmade pipes, but I don't see them marketed." And that fact, Al believes, spells O-P-P-O-R-T-U-N-I-T-Y for any carver willing to take on briar.

"My marketing instinct tells me to get a group of American pipe carvers together," Al says. "The timing is right: The American dollar is down, so pipes coming from Europe cost more and more. The opportunity's here, there's a market, and, it's fun to do!"

Former ad man Al Baier, left, loves to smoke Kentucky burley, his favorite tobacco, in a briar pipe. And for about the last decade, he has packed tobacco into nothing but his own hand-carved models. Now retired from his Boston business, Al, 65, lives with Ginny, his wife, in Manchester Center, Vermont.

Within view of his pipe-carving workshop, a trout stream bubbles its way beneath a wooden footbridge. Al glances at it often as he crafts briar into pipes collectors clamor for. His active retirement has become Utopia, "I carve functional things I really appreciate in a setting I used to dream about."

◀ "Make a pipe. You don't need many tools," says Al Baier.

Continued

UP IN SMOKE

THE STEM, SHANK, SHOULDER, AND STUMMEL

Pipes all have similar parts, as shown in the drawing, *right*. However, all similarity ends there.

Among manufactured pipes, smokers distinguish between straight and bent stems as well as two dozen or more pipe-head shapes. Handcrafted pipes, on the other hand, have one-of-a-kind shapes. Among pipe smokers and collectors they're called *freehand* pipes. Imagination and skill are the only limits.

Sculptural, freehand pipes sell for a great deal more than standard, machine-made pipes. "On the average, I'm getting about \$175 for one of my pipes," Al explains, "although I do have more expensive ones. Most machine-made pipes sell from \$15 to \$55. That's where most new pipe smokers start. Then, they discover the beauty of handmade pipes."

THE CRITICAL CONFLUENCE

The briar Al buys comes in misshapen chunks rather than blocks. So, he cuts them to rough rectangular shape on a band saw. "Grain direction really doesn't make any difference," Al advises, "since it swirls all around anyway."

According to Al, boring the holes can be a ticklish operation, "The big thing is that the air hole has to emerge exactly at the bottom of the tobacco hole. If it's off, you get inferior combustion and an inferior smoke. Anyhow, I wasted many a block of briar."


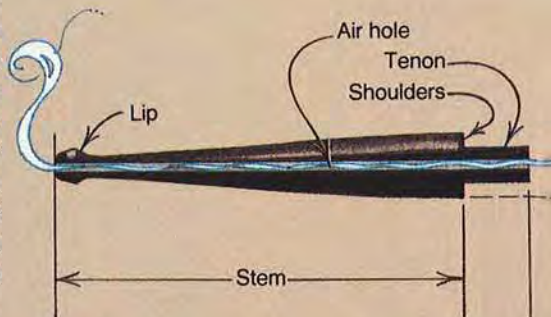
To mark the position of the tobacco hole, he draws bisecting lines on the top of the briar. On the side of the briar about 90° from the tobacco hole, he marks the location for the air hole. Al cautions: "The two holes don't have to be exactly 90° apart, but they must meet squarely."

At the drill press, Al bores the tobacco hole with a 7/8" spade bit. Depending on the size of the


piece of briar, the hole will be either 1½" or 1¾" deep. To round out the bottom of the tobacco hole—"it makes for better combustion"—he switches to another 7/8" spade bit which he ground to a rounded shape. For the air hole, Al calls on a 5/32" bit. Finally, he bores a mortise for the stem tenon by centering a 5/16" bit squarely on the air hole.

"Now, draw a pencil line to the rough shape you want your pipe to be and carve, chip, or hack away the briar with any tool you have," Al says. "When the wood gets down to the rough shape, you're ready for detailed carving."

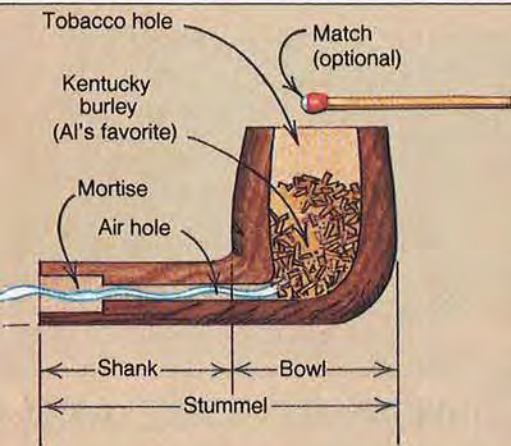
There's a secret to that. Al learned it the hard way, with his first pipe he carved from a kit that included a stem and a predrilled briar block.



▲ How and where the air hole meets the tobacco hole spells the difference between a good pipe and a bad one. Al made a special fixture to clamp the briar in exact position on the drill-press table for boring.



▲ Sanding discs, a flap sander, and even rasps come into play when Al shapes the imported rock-hard briar block for one of his pipes.



PASS THE VINEGAR, PLEASE

"I was using all my conventional carving tools—even a mallet and chisel—to try and carve the briar down," he recalls, bouncing a marblelike briar block on the table. Clunk. "In my haste to carve I had completely overlooked one tip in the instructions."

"That was, after you have done your rough carving, dunk that pipe in vinegar (white, 5% acid vinegar works best) and let it soak at least overnight! Then, carve it wet, right from the vinegar, and don't let it dry out until after the carving is done."

In shaping the pipe, Al always maintains a $\frac{3}{8}$ " wall thickness to keep the pipe from burning through in less than a lifetime. He notes, "To guide me, I bore a shallow circular mortise $\frac{3}{8}$ " around

the outside of the bowl with a circle cutter. The thickness of the shank doesn't matter, except that it has to be sturdy."

For much of the finish carving, Al depends on assorted riffler files. Sanding begins with 100-grit rather than 80-grit paper to avoid deeply scratching the bowl. Prior to the final sanding, he colors the briar with an alcohol-based aniline dye. "Some people prefer a natural finish, though," he notes, "because in use, the pipe grows darker with oil from the hands."

For a high luster on his pipes, Al finish-sands with 180-grit, then 220-grit paper, followed by 320-grit paper dry, then 400-grit wet. At the buffing wheel, he dabs on some tripoli, an abrasive compound, and polishes the pipe until he's satisfied.



PIPE LORE: THE LEGEND OF BRIAR

"In 1857," says Al, nesting into his easy chair, ever-present pipe in hand, "a French nobleman was traveling through the southernmost part of his country's Jura Mountains. In a small village called Saint-Claude, he settled down for a meal and the enjoyment of his favorite Turkish meerschaum pipe. But, he broke the brittle bowl!

"As it turned out," Al continues, "a local woodcarver happened to have a chunk of aged root burl from the white heath tree [*Erica arborea*], a woody shrub that grows in harsh, rocky soil. It took the carver all night to carve a pipe from the rocklike wood. After trying the new pipe," Al puffs for emphasis, "the elegant Frenchman thought it far superior to his old meerschaum.

From that day on, briar's fame spread—first throughout France, then all of Europe.

"Today, 90 percent of all pipes are made of briar. And, the village of Saint-Claude calls itself the world's briar-pipe capital."

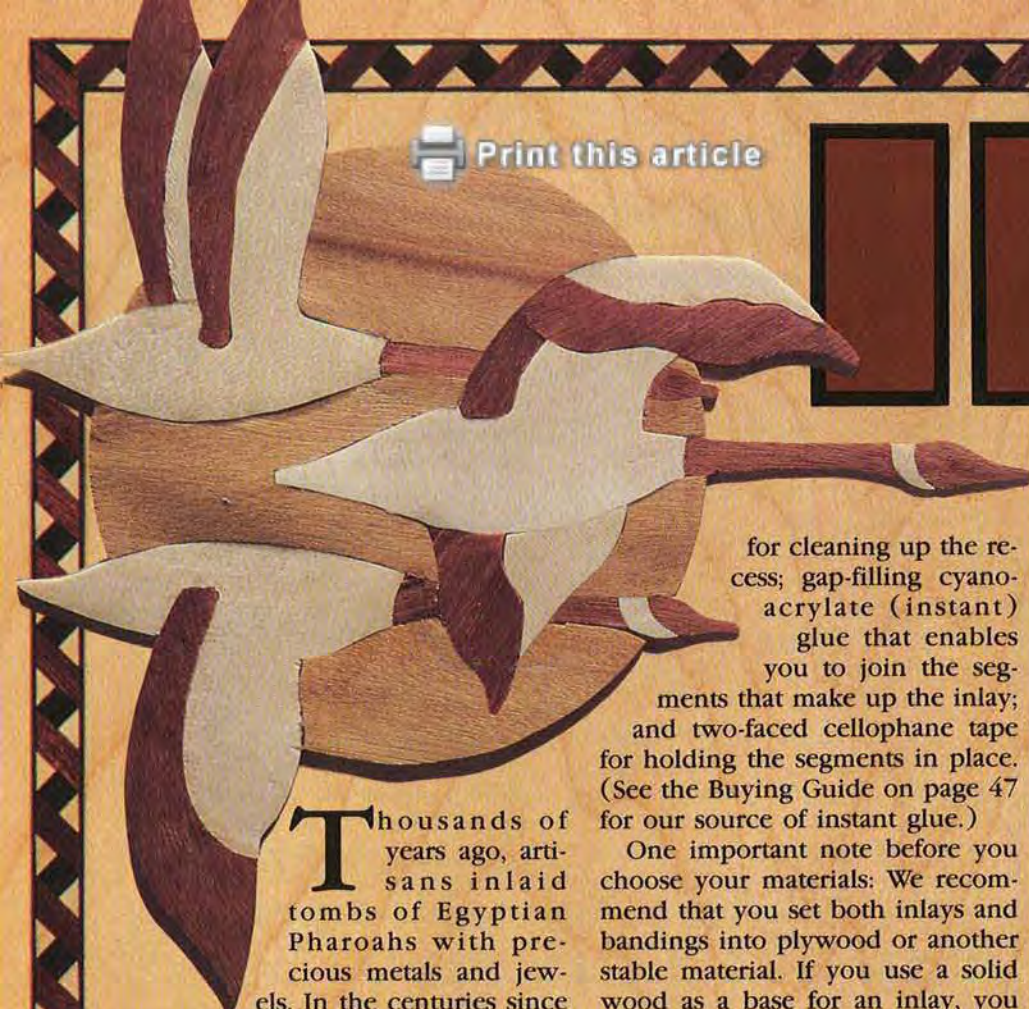
Briar destined for the world's finest pipes still comes from the mountain country around the Mediterranean Sea in France, Italy, Greece, Spain, and the islands of Corsica and Sicily. In these countries, diggers unearth the root burls and deliver them to the mills. There, saws cut the largest part of the burls into blocks called *ébauchons*. Blocks sawn from the upper and outer layer of the burl—distinguished by a pebble-textured "skin"—are named *plateaux*, and command top dollar. ♣

► Al's freehand pipes feature handles called "bridges," scrimshaw inserts, and shapes to suit his fancy.



Written by Peter J. Stephano Photographs: Jim Kascoutas Illustrations: Jim Stevenson

INLAY



Thousands of years ago, artisans inlaid tombs of Egyptian Pharaohs with precious metals and jewels. In the centuries since then, skilled craftsmen have refined the process of inlaying veneers into their finest woodwork. Now, with the help of power tools, modern adhesives, and high-quality veneers, you can achieve similar results in your own workshop. Take, for example, the serving tray project on page 48. We think its floral inlay makes a big difference in the overall quality of the piece.

Though most woodworkers have never tried inlaying, we found it to be a fairly straightforward technique that's well within most everyone's capabilities. We'll show you how to make and install your own inlay designs, and give you some tips for working with pre-made inlays and bandings, as well. (See the Buying Guide on page 47 for our source of these products.)

You probably already have several of the tools required to do inlay projects. You'll need an X-acto knife for cutting veneer pieces of the inlay; a router to create an inlay recess; small hand-router plane

for cleaning up the recess; gap-filling cyanoacrylate (instant) glue that enables you to join the segments that make up the inlay; and two-faced cellophane tape for holding the segments in place. (See the Buying Guide on page 47 for our source of instant glue.)

One important note before you choose your materials: We recommend that you set both inlays and bandings into plywood or another stable material. If you use a solid wood as a base for an inlay, you run the risk of waking up some morning and finding that your inlay has buckled or cracked.

INTARSIA—WHAT DOES IT MEAN?

Together, inlay, marquetry, and parquetry make up a form of wood decoration called *intarsia*. Often used interchangeably to describe similar techniques, it's no wonder these terms have a lot of us confused.

Inlay entails cutting a recessed shape into a wood surface and laying an image made of thin pieces of wood *into* the resulting recess. With *marquetry*, you create an image from thin pieces of wood and adhere that image *onto* a wood surface.

On the other hand, you lay *parquetry into* or *onto* a surface. It differs from inlay in that you always deal with straight lines and/or geometric shapes.

HOW TO MAKE AND

Once you master a few basic techniques, customizing a project with an inlay pattern of your own design can be rewarding and fun, allowing you to create with wood veneers almost anything you can imagine. Keep in mind, though, that the time and skill level necessary to complete an inlay project increases with the number and intricacy of parts in the design. You may want to start with a simple design, such as the balloon we use as our example in this article, or with one of the three other free patterns we offer on page 46.

PREPARING THE PATTERN

If you're making your own design, draw the pattern with dark ink on white bond paper, so the pen marks show through the paper from its back side. With your full-sized pattern in hand, number each segment of the pattern to organize your work. Now, select the grain direction for each segment by considering the way color would flow in that object in its natural state. Then, draw two lines on each pattern segment showing the best grain direction. If the pattern has more than a dozen segments, you may want to note the wood species on each segment.

Since you'll need two copies of this pattern, one for cutting out segments of the inlay from veneer, and the other for assembly of the inlay, you can now make a second copy of the pattern. Next, lay butted strips of double-faced cellophane tape over the image area

DAY

Recently, we took a fresh look at this time-honored woodworking technique in our shop and came away with some nifty new ways of doing things. To get you started, we'll go through the basic process, and even give you several free patterns, including the flying geese and balloon inlays shown here. In no time, you'll be ready to take flight with designs of your own making.

INSTALL YOUR OWN PATTERNS

of each copy. Designate either one of the patterns as the assembly copy, and attach it to a hard, smooth work surface (such as hardboard) with masking tape.

Lay a sheet of waxed paper over the entire taped area of the other pattern. With an X-acto knife, cut around the perimeter of the design, then cut apart each of the segments as shown *below*. Take your time; inlays turn out best when you exercise patience.



Cut apart all the segments of the cutting copy with an X-acto knife before attaching them to veneer. We put the veneer pieces together on the assembly copy, *top*.

CUTTING THE VENEER PIECES

Unless you have some veneer left over from a previous project, you'll need to order some. The sources on page 47 carry a full selection of species, plus dyed veneers in a rainbow of colors. Stay away from the 1/64"-thick flexible veneer, though; it's too thin for inlay. Most veneers will arrive flat enough to work with; however, burl and crotch pieces will almost always be wavy. To flatten veneer, use the procedure described in the box *below*.

With the veneer ready, peel the waxed paper from one segment, and look for a section of the veneer with interesting grain pattern. Then turn the veneer for best grain direction and lay the segment sticky-side down on the veneer. You should be able to see the segment number and grain marks (they'll be reversed) through the paper.

Carefully cut around the edges of the segment with a sharp X-acto knife as shown at *right*, making several passes

if necessary. Cut the end grain first to minimize splintering. Do not rush through this stage—your accuracy here determines how well the inlay will fit together.




Pull the X-acto knife away from the corners of a segment to prevent the veneer from splintering.

HOW TO TAKE THE WAVE OUT OF WAVY VENEER

To flatten veneer, start by mixing a solution of 2 ounces of pure glycerin (available from drugstores) in one quart of water. Lightly sponge or mist the solution onto one side of the veneer—do not soak it. Immediately place the veneer between sheets of kraft paper (from brown grocery

bags), and place this assembly between two pieces of plywood. Clamp this sandwich and let it sit until the veneer dries completely (normally about 2-3 days). You'll have to change the kraft paper at least once a day to speed along the drying process.




Continued

INLAY

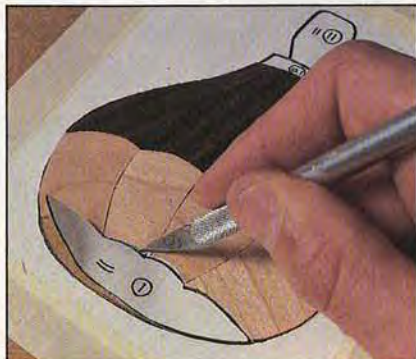
ASSEMBLE THE INLAY

As you cut the veneer pieces, place them paper-side down on the assembly copy, and butt them tightly together as shown *below*.



Accurately cutting the veneer segments will guarantee a close-fitting inlay on the assembly copy.

You may find after assembling much of the inlay that the shape of some segments will need modification to fit the already-assembled veneer pieces around it. In this case, cut out the assembly copy segment by following the contour of the inlay pieces, as we



Save for last the segments that adjoin the greatest number of pieces. To get a tight fit for these segments, cut out the assembly copy piece, and cut the veneer directly from it.

did in the photo *below left*, rather than the pattern lines. Then, apply that segment to the veneer so you can cut a perfect-fitting piece. When you return the piece to the assembly copy it will not stick, of course, but this won't be a problem as long as you keep this practice to a minimum.

With all the veneer pieces in place on the assembly copy, tack them together with gap-filling instant glue at the points where they tightly butt together as shown at *right*. Filling the crevices between pieces will detract from the final look of the inlay, so avoid this if possible. Do not spray the instant glue with "accelerator" to speed drying—the glue may bubble and turn white.

After the glue completely dries (2–3 minutes), run an X-acto knife along the outside edge of the inlay to cut it away from the assembly copy. If any veneer pieces form a ragged outside border where they join, cut the veneer away as necessary to make a smooth edge all around the inlay.

Now, gently peel away the pattern from its back side as shown at *right*. At this point you should have an assembled inlay ready to be set into a recess.





Gap-filling instant glue holds the inlay pieces together.



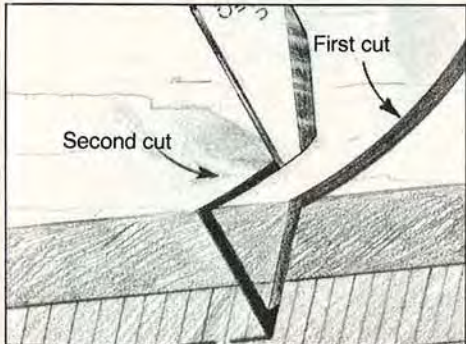
Carefully peel away the pattern materials from the inlay. If the pattern sticks, gently lift it away with an X-acto knife.

HOW TO WORK WITH PREMADE INLAYS





Be careful not to cut the plywood surface outside the edge of the inlay when you make the first cut—you can't disguise those cuts later.



Make the first cut straight down into the plywood. Hold the knife at a 45° angle for the second cut.

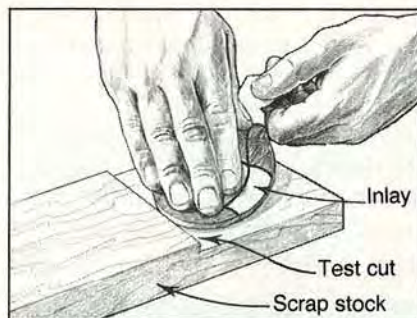
CUTTING A RECESS FOR YOUR INLAY

To create a recess, first apply small strips of double-faced tape along the edge of its back side, with only 1/8" of the tape extending into the inlay. Now, position the inlay tape-side down on the plywood surface. Then, cut straight down with an X-acto knife to a depth that's at least the thickness of the inlay as shown *above left*.

After cutting all around the inlay, gently lift it from the surface and peel away the tape. With an X-acto knife, make a second cut at a 45° angle on the inside of the first cut (see illustration *below left*). The second cut defines the border of the recess, and makes for easier routing of the recess.

Next, remove the material within these cuts. Start by finding a straight router bit of a diameter that allows routing into the narrow sections of the pattern. For our example, we used a 1/4" bit.

Set the bit for the approximate thickness of the inlay, then make a test cut on scrap stock. Check the inlay against the test cut, and adjust the router until the depth of cut allows the inlay to stick just slightly above the surface (see illustration *above right*). With the



Test the depth of the router's cut in scrap stock before making the recess.

depth set, clamp the plywood stock, lower the turning bit into the recess area, carefully rout along the edges first as shown *below*, and then rout away the material in the center.



Rout along the outline of the recess first, and then remove the center.

You will not be able to remove all the necessary material with a router. But you can clean up leftover material with a chisel, or

Continued

If you don't have the time to make your own inlays, you can buy premade inlays such as those shown at *right* from the sources on page 47. You can inlay these in much the same way we've described, but keep these differences in mind:

◀ Avoid the temptation to bend and crack away the extra material around premade inlays. An X-acto knife will help you cut away the excess while keeping the inlay intact.

● Many premade inlays have excess wood surrounding the pattern, so cut it away with an X-acto knife. When making these cuts, pull away from fine points in

the inlay as shown at *left*. Then, follow the steps *above* for cutting the inlay's recess.

● You also glue and clamp the inlay as described on page 46, but make sure you place the inlay in the recess with its paper backing facing up.



INLAY

better yet, with a router plane. The router plane shown *below*, or Stanley router plane #271, costs about \$16 and can be ordered from Constantine's (see page 47 for details). Now, check the size of the recess by dry-fitting the inlay; enlarge the recess as necessary with your X-acto knife.

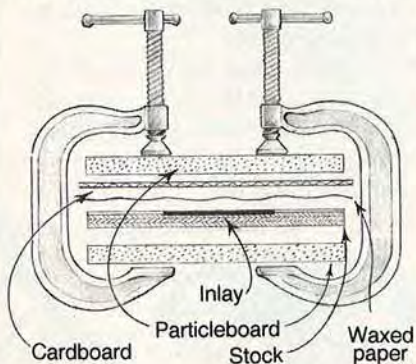


Use a router plane to remove excess material from spots too tight for a motorized router.

CLAMPING AND PATCHING: THE FINISHING TOUCHES

After completing the recess, assemble the materials necessary to fasten the inlay into the recess. You'll need woodworker's glue, two pieces of particleboard (each large enough to cover the inlay completely), cardboard, waxed paper, and at least four C-clamps or handscrew clamps.

Apply a thin layer of woodworker's glue to the back side of the inlay and onto the surface of the recess. We used a toothpick to work glue into narrow spots. Now, place the inlay in the recess



and clamp it as illustrated *below left*. The cardboard layer allows the clamping pressure to conform to the irregular surface of the inlay. Position the clamps for even pressure and tighten securely.

Remove the inlayed piece after 30 minutes of clamping—enough time for the glue to skin over. The glue will be sufficiently soft that you can use an X-acto knife to scrape away the excess glue that has squeezed between the crevices of the inlay. If left in those crevices, the glue will appear white when dry; removing it promptly allows you to later color the crevice with wood putty.

Now, reclamp the inlay, using a fresh piece of waxed paper. Let it sit at least six hours.

Remove your project, and lightly sand the inlay flush with the plywood surface with 100-grit sandpaper. To ensure a flush surface, use a sanding block at least twice as long as the inlay. Be careful not to sand through the inlay. To fill the crevices, you'll need a putty knife and several colors of wood putty. Fill crevices along the outside of the inlay with a putty that matches the surrounding plywood. For crevices on the inside of the inlay, use a color matching the darkest adjacent segment. Apply the putty as shown *below*. Allow it to dry, then sand the inlay with 150-grit sandpaper.



To blend in the inevitable crevices, firmly press wood putties matching the surrounding wood into each one.

FREE PATTERN OFFER

To get you started with inlay, we'd like to send you four free full-sized inlay patterns. In addition to the balloon constructed here, we've gathered three other patterns shown *below*. Just send a self-addressed, stamped, No. 10 business envelope to: Inlay Patterns, WOOD® Magazine, Locust at 17th, Des Moines, IA 50336. Offer expires June 30, 1989.



Actual size:
8 × 8¼"



Actual size:
4 × 4½"



Actual size:
5¼ × 5"



Actual size:
3¾ × 4¾"

GET AN EDGE ON YOUR PROJECT WITH BANDINGS

After a little practice, we think you'll find installing bandings easy and fun. You can buy many different bandings (see a few at *right*), in lengths of 36", and in widths from 1/16" to 1 1/8". For this technique you'll need a router, sharp chisel, combination square, X-acto knife, and woodworker's glue.


MAKING A RECESS FOR THE BANDING

Like inlays, bandings sit in a recess slightly less deep than the thickness of the banding. To make the recess, first select a straight router bit the same width as your banding. If you don't have one the exact size, choose your next smallest. For example, for a banding just slightly over 3/8" wide, make a 3/8"-wide recess and then enlarge it about 1/16" by making a second pass with the same bit. Before cutting into your work piece, make a test recess on scrap stock.

Next, lay out the position of the banding on your stock with faint pencil lines. Draw the outside edge of the banding all the way around your stock, allowing the lines to overlap in the corners.

Using either the router's edge guide or a fence clamped to your stock, line up the router bit to follow your layout line. With the edge guide or fence set, start the router's left-to-right cut in any corner as shown *top right*. If you own a plunge router, plunge the bit down, rout to the next corner, then let the bit spring back up. For fixed-base routers, make sure you tilt the bit into the stock in a motion parallel to the layout line.

After completing the routing, you'll have to square the rounded outside corners of the recess. Start by aligning a chisel (it should be at least twice as wide as the banding you're using to assure a cut that's parallel to the recess) in a



A plunge router equipped with an edge guide simplifies cutting the recess, but fixed base routers and fences will work just as well.



Use a chisel, with its bevel facing the recess, to remove excess corner material in a line parallel to the recess.

straight line with the outside edge of the recess as shown *above*. With the chisel's edge to the corner (and not beyond), strike it with a mallet to the depth of the recess. Repeat for the other side of the corner and lift out the excess material with the chisel.

CUTTING AND INLAYING THE BANDING

For a pleasing effect, miter the banding so its pattern aligns as much as possible in the corners. First, measure the outside dimen-



To miter the banding, align it and a combination square with the edge of a piece of scrap stock, and follow the square's blade with an X-acto knife.

sion of the recess, then use a combination square, scrap stock, masking tape, and X-acto knife as shown *above* to miter the banding to length.

Before gluing any banding in place, you should first cut and dry-fit each piece, one at a time. Start on any side and work all the way around the border.

Once you're satisfied that the bandings fit well, you can gently pry them out with an X-acto knife. Lay them on the stock near their respective recesses so you don't get them mixed up, and apply a layer of woodworker's glue to the bottom of the recess. Now, reinsert the bandings and proceed with clamping and finishing as we did with inlays under the section "Clamping and Patching: The Finishing Touches" on page 46. ♣

BUYING GUIDE

• **Veneers, premade inlays, and bandings.** Constantine's, 2050 Eastchester Rd., Bronx, NY 10461; and The Woodworker's Store, 21801 Industrial Blvd., Rogers, MN 55374.

• **Gap-filling cyanoacrylate (instant) adhesive.** Trade name "Hot Stuff-Super T," 2 oz.; and solvent, 3 oz. \$16.95 ppd. Craft Supplies USA, 1287 E. 1120 S., Provo, UT 84601.

Written by Bill Krier with Jim Boelling and James R. Downing
Photographs: Jim Kascoutas Illustrations: Douglas Nicolot



AT YOUR SERVICE INLAY SERVING TRAY

Put on a fresh pot of coffee! You'll be proud to serve guests with this stunning oak tray. We asked Judy Gale Roberts, featured on our October 1988 cover, to design an exclusive floral inlay. Now, we invite you to try our splayed sides and ends with the help of step-by-step drawings.

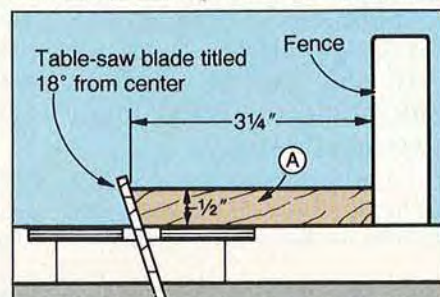
 Print this article

Note: For more information pertaining to inlay, refer to this issue's shop-tested techniques article starting on page 42.

You'll need some 1/2" oak stock for this project. You can either resaw or plane stock to the correct thickness.

START WITH THE TRAY ENDS

1 Cut two pieces of 1/2"-thick oak to 3 1/4" wide by 11 7/8" long for the tray ends (A). (We planed 3/4"-thick oak

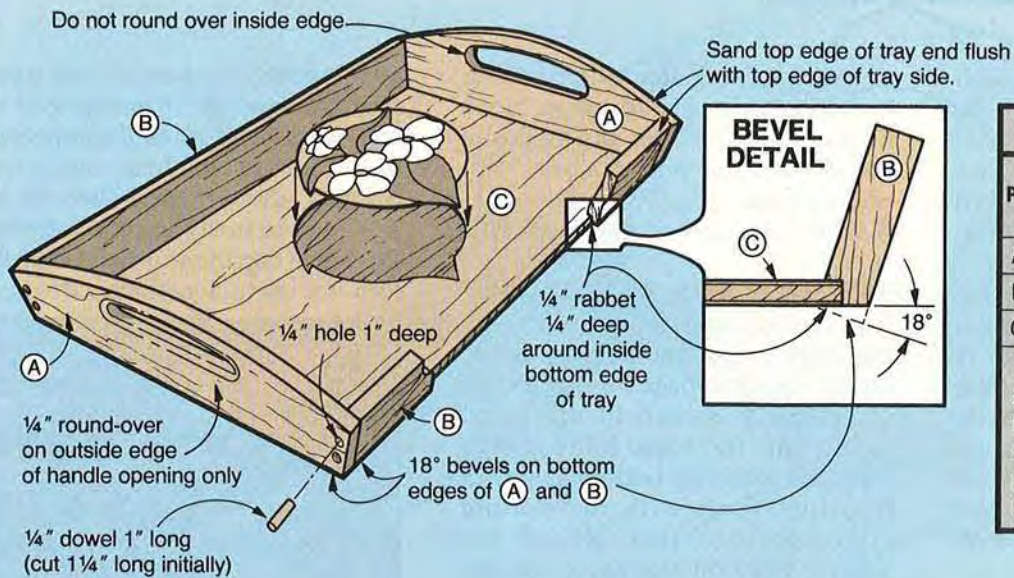


to 1/2" thick.) Using the setup shown below left, bevel-rip the bottom edge of each tray end at 18°.

2 With the edges and ends flush, and the bevels facing out, stick the two end pieces together face to face with double-faced tape. (For reference, see the Bevel Detail accompanying Step 1 of the drawing titled "Miter-Cut the Tray Ends.")

3 Using carbon paper, transfer the full-sized half-pattern handle outline, opening, and center points for the 3/4" handle-hole opening shown at right to a sheet of white paper. (We've found that heavy paper or thin carboard works best for templates.) Or, photocopy the pattern. Now, cut the half-pattern template to shape (don't cut the handle opening, though).

4 Using the template, carefully trace the half-pattern outline onto



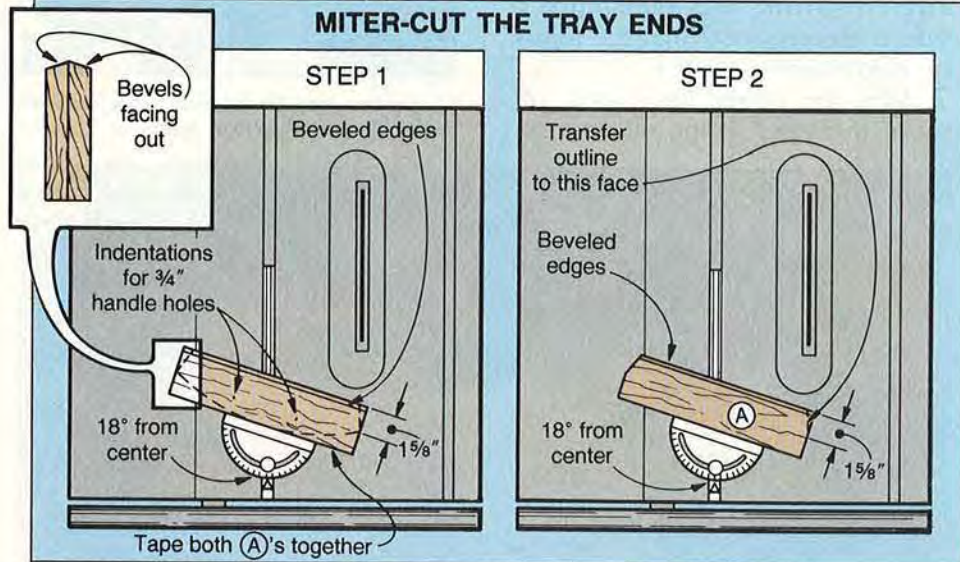
Bill of Materials					
Part	Finished Size*			Material	Qty.
	T	W	L		
A*	1/2"	3 1/8"	11 7/8"	oak	2
B*	1/2"	1 7/8"	16 1/2"	oak	2
C	1/4"	10 1/4"	15 3/4"	oak ply.	1

*Parts marked with an * are cut larger initially, and then trimmed to finished size. Please read the instructions before cutting.
Supplies: epoxy, double-faced tape, carbon paper, 1/4" oak dowel stock, veneer for inlay pattern, polyurethane, steel wool.

MITER-CUT THE TRAY ENDS

STEP 1

STEP 2

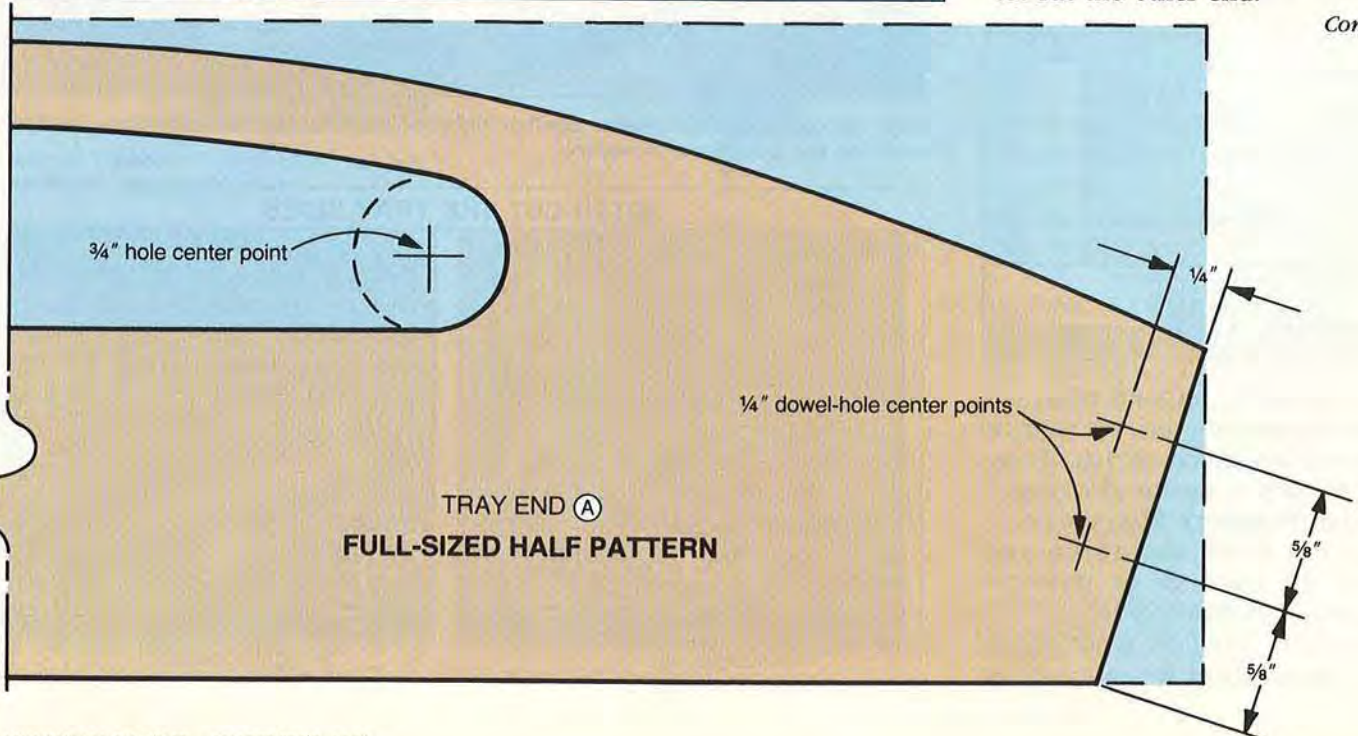


the taped-together tray ends. You'll have to use the template twice to mark both halves of the outline onto the top tray end. Using an awl, poke through the template to transfer the 3/4" handle-hole center points to the top tray end. Set the template aside for now.

5 Set your miter gauge 18° from center, and trim one end of the taped-together tray end pieces where shown in Step 1 on the drawing at left.

6 Using a square, transfer the remaining outline to the opposite face of the taped-together pieces. Now, where shown in Step 2, miter-cut the other end.

Continued



INLAY SERVING TRAY

7 Drill a pair of $\frac{3}{4}$ " holes through the taped-together pieces where indented to form the ends of the handle opening. (When drilling, we used a brad-point bit and backed the tray ends with scrap stock to prevent chip-out.)

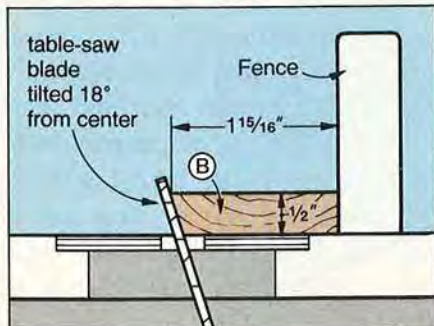
8 Cut the handle opening in the template to shape. Trace the opening outline onto the top tray end, aligning the ends of the handle opening with the $\frac{3}{4}$ " holes. Now, using a jig saw or scroll saw, cut the handle opening to shape. With a small sanding drum or sandpaper wrapped around a $\frac{1}{2}$ " dowel, sand the handle opening smooth.

9 Cut the arched top of the taped-together tray ends to shape. Sand the arched top smooth to remove the saw marks.

10 With the tray ends still taped together, rout a $\frac{1}{4}$ " round-over on the exposed face of each handle opening. (We routed the pieces on our router table.) Separate the pieces and remove the tape. Remove any sticky residue with thinner. Set the tray ends aside for now.

NOW, FASHION THE TRAY SIDES

1 Cut two pieces of $\frac{1}{2}$ "-thick oak to 2" wide by 18" long for the tray sides (B). Using the setup shown below, bevel-rip the bottom edge of each tray side at 18° .



2 Tilt the blade on your table saw 6° left of vertical. Also, set your table saw miter gauge 18° left of center (see Step 1 on the drawing at right for reference). With the previously cut bevel facing up and against the miter gauge, miter-cut one end of each tray side.

3 Attach an auxiliary fence to the miter gauge. Reset the miter gauge

to 18° right of center where shown in Step 2. Next, clamp a stop block in position, and trim the opposite end of each tray end to a $16\frac{1}{2}$ " finished length.

4 Sand the ends (A) and sides (B).

ASSEMBLE THE TRAY FRAME

1 Mix epoxy and apply to the mating edges—see the Buying Guide on the opposite page for our source of epoxy. As shown in the photo below, tape the frame joints tightly together with the bottom edges of the sides flush with the bottom edges of the ends. Check for square. Wipe off any excess epoxy. (Due to the difficulty in clamping angled joints, we used epoxy which requires only that the joints be held together flush.)

2 After the epoxy has cured, remove the tape, scrape off any ex-

cess epoxy, and sand the joints smooth. Sand the top edges of the tray sides flush with the top edges of the tray ends.

3 Mark the center points of the $\frac{1}{4}$ " dowel holes at each corner of the tray. (See the full-sized Half Pattern for hole locations.) Now, as

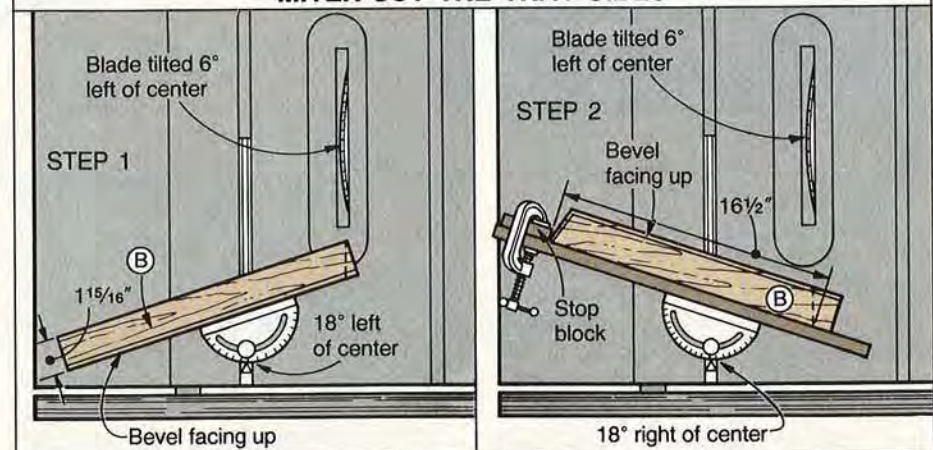


Clamp the tray frame to a work surface, and drill the $\frac{1}{4}$ " dowel holes.



Tape the epoxied corner joints together tightly. Check that the bottom edges are flush and that the tray frame is square.

MITER-CUT THE TRAY SIDES



shown in the photo at *left*, clamp the tray frame to the top of your workbench, and drill $\frac{1}{4}$ " holes 1" deep where marked.

4 From $\frac{1}{4}$ " dowel stock, cut eight $1\frac{1}{4}$ "-long dowels for strengthening the corner joints. Wipe glue in the holes, and dowel the corner joints. Later, trim the dowels flush with the outside face of the tray (we used yellow woodworker's glue, and trimmed the dowels flush with a dovetail saw).

5 Chuck a $\frac{1}{4}$ " rabbet bit into your table-mounted router. Raise the bit $\frac{1}{4}$ " above the surface of the router table. Then, rout a $\frac{1}{4}$ " rabbet along the bottom inside edge of the tray as shown in the photo *below*.



Rout a $\frac{1}{4}$ " rabbet $\frac{1}{4}$ " deep along the bottom inside edge of the frame.

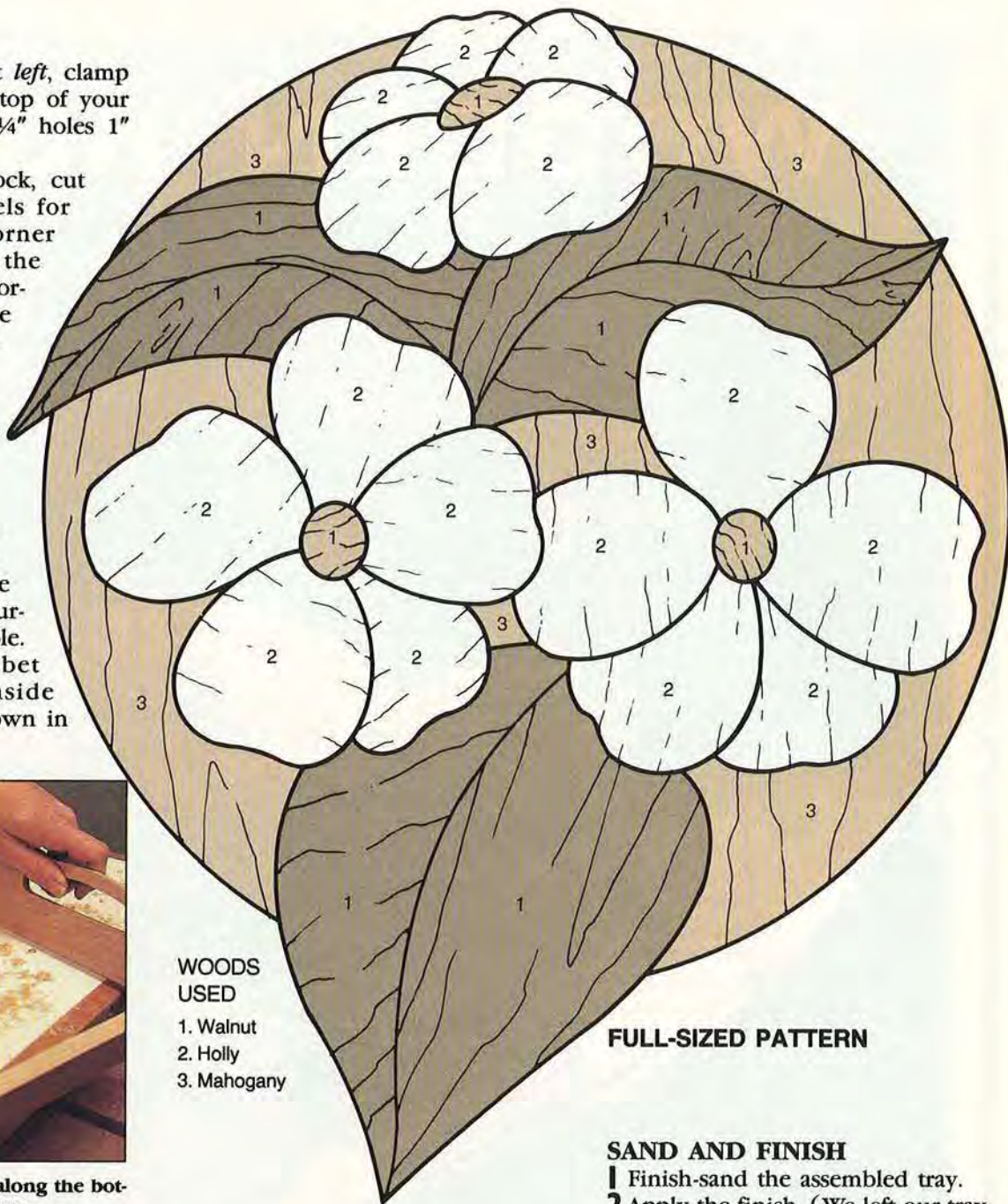
ADD THE BOTTOM

1 Measure the rabbeted opening, and cut the tray bottom (C) to size from $\frac{1}{4}$ " oak plywood. Now, position the tray frame squarely over the tray bottom, and trace the rounded corners onto the tray bottom. Cut and sand the radiused corners to shape.

2 Referring to the inlay-techniques article starting on page 42 and the full-sized flower and leaf pattern *above right*, cut and install the inlay pattern into the top center of the $\frac{1}{4}$ " oak plywood. (See the Buy-

WOODS USED

1. Walnut
2. Holly
3. Mahogany



FULL-SIZED PATTERN

ing Guide at *right* for our source of walnut, holly, and mahogany veneer for the pattern.)

3 Sand the finished tray bottom smooth, being extremely careful not to sand through the thin-veneer inlay pattern.

4 Using woodworker's glue and spring clamps, glue and clamp the plywood bottom into the rabbeted opening in the tray bottom. Remove any excess glue immediately with a damp cloth. Sand the bottom of the tray frame flush with the bottom of the tray bottom.

SAND AND FINISH

1 Finish-sand the assembled tray.

2 Apply the finish. (We left our tray unstained, and brushed on three coats of polyurethane.)


BUYING GUIDE

• **Epoxy and veneer.** $\frac{1}{2}$ pint of epoxy, catalog no. EP665. One square foot each of walnut, holly, and mahogany $\frac{1}{32}$ "-thick veneer. \$16.85 ppd. from Constantine's, 2050 Eastchester Rd., Bronx, NY 10461. Or call 800-223-8087 (800-822-1202 in New York).

Produced by Marlen Kemmet
Project Design: James R. Downing
Photographs: Jim Kascoutas
Illustrations: Kim Downing; Bill Zaun

WOODEN BOATS

WOODWORKING WITH
ALL THE ANGLES



With a perseverance common to boatbuilders, three San Diego-area woodworkers keep a seafaring tradition afloat.

Many of the venerable ways of the shipwright—the craftsman charged with framing and planking merchant vessels and men-of-war—vanished in the 1800s along with the days of commercial sailing. But, metal, plastic, and fiberglass haven't sunk the wooden boat.

Today's nautical craftsmen have adopted contemporary wood products, materials, and hi-tech adhesives. They have also learned new techniques to couple with time-honored know-how to preserve the boatbuilding heritage.



◀ Sam (standing on block) chats with his helper, retired cabinetmaker Bill Gard. Rolling the boat out often draws a small crowd.



◀ Made of plywood covered with fiberglass and trimmed in teak, a 16' sailboat by Sam Radding rides at anchor in San Diego Bay. Its big-boat lines fool the eye.

“I love to build boats because of the type of woodworking involved. Everything is compound angles, compound curves. You can do a great deal without using levels and squares. You use your eyes.”

Sam Radding, San Diego

Passersby just sort of drop in on Sam Radding when he's building boats. His two-car garage workshop under an apartment faces side-street traffic. The interruptions aren't nagging, according to Sam, “If I was building boats down by the docks, boat owners would pester me to fix something.”

Besides, who knows when a drop-in may buy Sam's 16' wooden sailboat. He makes one

boat at a time, and sells them for up to \$10,000.

Joy in the shop

Sam, 41, once specialized in guitars and dulcimers, but now can't think of a thing he'd rather build than a boat. “Building a simple boat is a joy in itself. When you add things like a teak transom, carving, the little cabin, then it becomes fine furniture,” he says.

Of his own design, the nearly completed vessel fits his description. “Look at any part of the boat—it all blends. I don't build boats that I wouldn't want to sail.”

To perfect the lines, Sam relies on drawings and templates. “I'll take a scrap piece of wood and make a model of the part, and if it needs to be changed, I'll change it until it fits.”

Design dictates materials

Despite his design instinct, Sam is a woodworking realist. He knows high-priced small sailboats wouldn't sell. And materials raise prices. “I'm not a purist, though. If a design lends itself to exterior-grade plywood rather than the much more expensive marine plywood, make it out of exterior grade! This particular boat lends itself to exterior-grade-plywood-and-fiberglass construction—the sides are flat and it has a relatively flat bottom. Exterior-grade plywood works great if you fill the voids and protect it from moisture with epoxy.”

Continued

WOODEN BOATS

“When I lived in Idaho, a New England friend saw a photo of me and sent a note: ‘Boatbuilders in Boise look like those in Maine—poor and happy.’ As a boatbuilder I’ve never been poorer, yet I’ve never been happier.”

Art Hoban, Vista

In his early forties, Art Hoban looks like he could play pro soccer, or on a whim, go climb the Andes. He’s in great physical shape for either. First, though, he’ll row one of his open boats down the Sea of Cortez to Mazatlán, Mexico. Or, he’ll find a companion and set out around the world in his 18’ sailboat. Art loves water intensely, and builds cold-molded wooden boats to ply it. He pours his creativity into sailboats and the craft he calls “wherries.”

“Wherries are related to the racing scull,” he says. Art’s recreational row boats, though, aren’t as high-tech as racing sculls. His boats withstand rough water and owner abuse. “Sculls are 12” wide, 24’ long—real stilettos. Hit a ripple, though, they’re in trouble!” Art exclaims. “My single boats (for one person) are 16’ long, 39” wide. The doubles run 24’ and 48” wide. They have keels. They get dragged, dropped, rammed, and rolled.”

In the last eight years, Art has built 20 single wherries. He sold one of his early ones to Jim Whittaker, the first American to climb Mt. Everest. Art isn’t getting wealthy at the \$2,500 each he asks for them. And, he won’t sell plans. Building them himself is the only way to maintain quality control over the hulls.

The 24’ double may still be in the trial stage. “With this particular boat, I was working only from an idea, so I spent a lot of time looking like Rodin’s statue, *The Thinker*.”

Laying up a cold-mold hull

For strength, durability, and lightness in his boats, Art mastered the cold-mold process perfected by


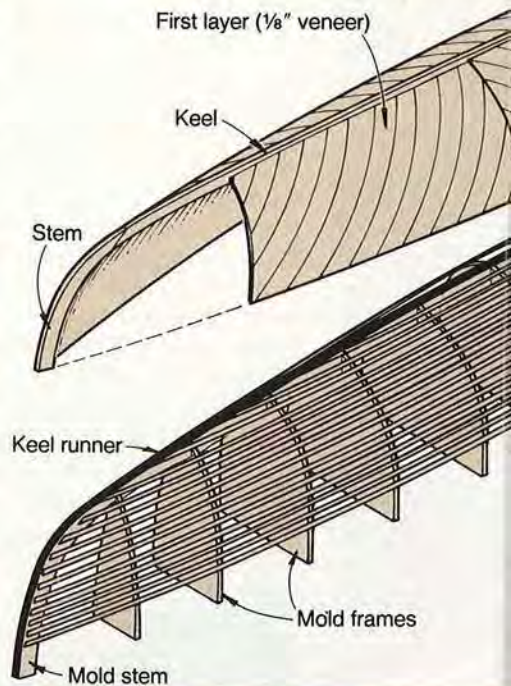
Michigan’s boat-building Gougeon brothers. It begins with wood. “I rip 1/8”-thick western red cedar that I get from Oregon into strips 4” wide, which I call planks.

“Then, in essence, this is what happens,” Art goes on (see drawing, *above right*). “I have a plywood-framed, wood-mold hull covered with sheet plastic that acts as a mold release. I make the stem and keel from laminated mahogany, and rabbet the keel on each side to accept the cedar planks, and set it over the mold hull. Then, I lay the first layer of strips at 45° coming aft, toward the stern. Next, I put down epoxy for the second layer that goes forward at 45°. Staples hold it in place until the epoxy dries. After I pull the staples, another layer of epoxy goes down for the third layer, which overlaps joints of the first two layers and comes back aft,” he notes. “After the staples come out, I have a shell.

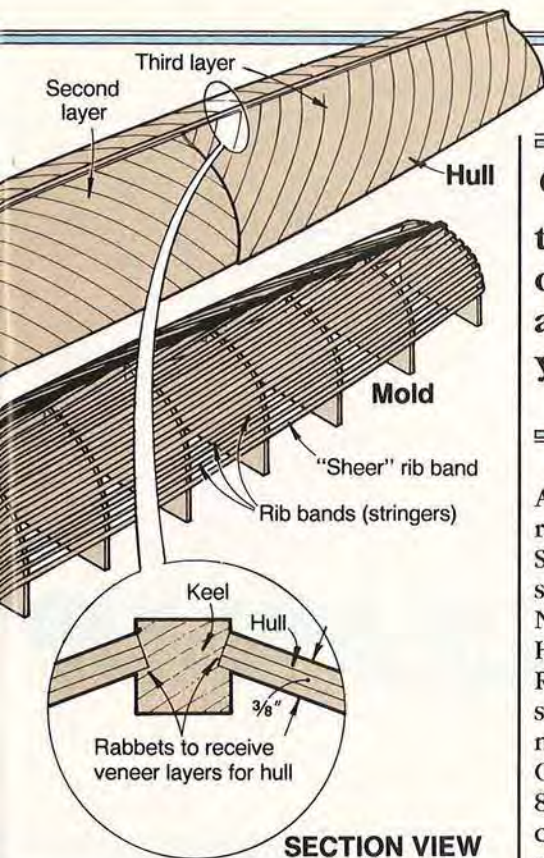
“When I pop it off the mold, I have triple-diagonal planking bonded with epoxy—no fasteners. That makes an incredibly strong hull that’s only 3/8” thick,” Art continues. “On the inside and outside of the hull, I use a lightweight fiberglass cloth with three coats of epoxy resin over it as a sealer. Then, I rough it up on the inside and give it three coats of varnish. On the outside, I paint. That’s all for UV protection. The 16’ single comes off the mold at 40 pounds.”

Rather than one big future dream project in the back of his mind, Art has a constant stream. “My dream boats are an ongoing thing,” he explains. “As soon as I finish one, there’s another one to build.”

COLD-MOLD BOAT CONSTRUCTION



▲ A three-layer hull of 1/8"-thick, epoxy-bonded cedar strips makes Art Hoban's rowing wherry light, yet rugged. With two men rowing, Art believes the boat will do 20 nautical miles in 2½ hours.



SECTION VIEW



▲ The wherrie's deck sports poplar, teak, vertical-grain Douglas fir, and Sitka spruce. To allow for movement, Art filled between each plank with caulk. His oars carry Sweden's national colors.

“With cabinets, you draw all the parts and dimensions out on paper, then cut them out and assemble them. A boat, you work one part at a time.”

Art Mulvey, Oceanside




▲ Art's mahogany lapstrake boats boast a foot-deep finish.

Art Mulvey and his dad, Art Sr., represent a boatbuilding tradition. Art Sr. began building straightforward, simple, seaworthy wooden boats of New England design in the 1950s. He still builds them in his Hope, Rhode Island, shop. Art, Jr., 33, started there in high school, but now works cross-continent in Oceanside. In his garage, he builds 8' blunt-nosed, flat-bottomed boats called prams, lightweight 10–14' sailing/rowing boats referred to as skiffs, and 21' outboard-powered, high-sided skiffs termed dories.

Tradition meets technology

Young Art believes in following the old, time-tested designs, with some modification. “All the designs have pretty much been passed down through the generations,” Art explains. “But I change them just a little by giving them more width for greater stability and capacity.”



▲ A transom view of a 14' skiff shows how Art bevels the edge of the mahogany planks so they overlap on the hull, much like siding on a house. Brass trim and figured wood have eye appeal.

For instance, my 21' dory measures about 7' across the beam.”

While adhering to classic design, Art incorporates up-to-date materials and methods. For instance, he rips the planks for his lapstrake boats—such as the 14', made-to-order, \$3,500 skiff shown—from a special multi-ply marine plywood called Bruynzeel African mahogany. He then bevels the planks to fit and fastens them to stout oak ribs—sometimes with only epoxy. “I use a saturating epoxy, brushed on both sides, that adheres the planks to the frame,” Art says. “That way I don't have to use screws or other fasteners.” A layer of fiberglass on the plywood bottom and a coat of epoxy make a watertight boat.

Three coats of spar varnish over the epoxy base equals the depth of 10 coats of varnish, according to Art. “The epoxy gives it body and it creates an easily maintained finish (see photo, above).”

Custom cabinetry, furniture, and boat repair fill the gaps between Art's boats—and despite the differences, he likes them all equally. “With a boat, when you come to a part or section, you have to stop, figure it, and work it out—you have to fit it,” he comments. “When you do both cabinets and boats, you have to learn two different ways of thinking.”

For more information about the boats described in this article, drop the builders a line:

Sam Radding, 6104 Adams Ave., San Diego, CA 92115; Art Hoban, 512 W. California Ave., No. 205, Vista, CA 92083; Arthur F. Mulvey, 1620 Alvarado St., Oceanside, CA 92054. 🌿

Produced by Peter J. Stephano

SHOP

WASH YOUR

THEY'LL CLEAN UP

If you were embarrassed to show off your shop the last time friends dropped by, maybe you should consider a shop vacuum to simplify cleanup chores.

Incredibly versatile, today's wet/dry shop vacuums can pick up water as well as sawdust, dirt, nails... you name it. In fact, keeping the shop vacuum in your shop might be the only problem you have when other family members discover it.

Two companies dominate the shop-vacuum market: Shop-Vac Corporation and Sears. Shop-Vac manufactures a complete line of machines in its 3 U.S. and

Canadian plants, covering nearly every residential and commercial need. It also private-labels the machines sold by most of the other companies in the market. Emerson Electric makes Sears shop vacuums.

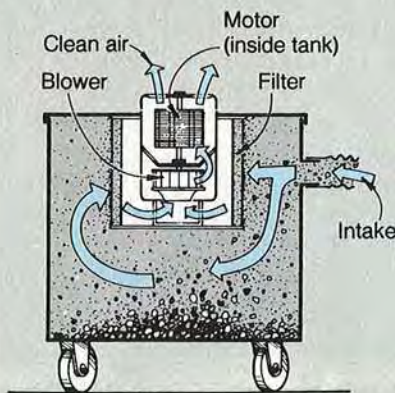
HOW SHOP VACUUMS WORK

Basically, all shop vacuums consist of little more than a motorized fan and a tank. When you flip the switch of one of these debris-gobbling machines, the fan blows filtered air out of the tank, creating a vacuum within the tank. At the same time, air rushes into the tank through the hose to fill this void, drawing debris with it. Heavier material drops to the bottom of the tank, and a filter traps the finer particles as they try to exit.

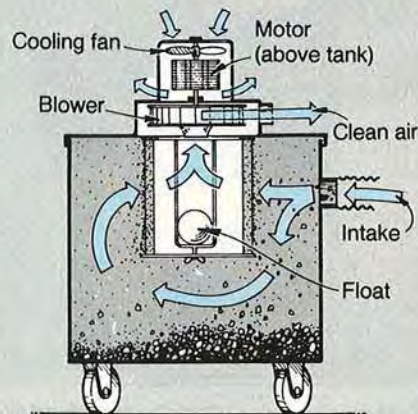
As you can see by the cutaway illustration *below*, dry-pickup-only

units draw filtered air directly through the motor—if a filter tears, dirty air will enter the motor housing and possibly damage it. Wet/dry units, on the other hand, have a bypass motor system, meaning the air drawn into the tank exits the tank without coming in contact with the motor (see illustration *below*). A small fan, completely separate from the blower, cools the motor.

Also, wet/dry machines have motors mounted on the outside of the



In *dry-pickup-only* machines, filtered air cools the motor as it's channeled out the top of the vacuum.



Cleaned air bypasses the motor in *single-stage wet/dry* systems. A float protects the motor from water.

UNUS

ANYBODY'S ACT

tank, protecting them from water within the tank. A float within the filter assembly rises with the water, sealing the opening between the tank and the fan housing.

To push air through one of these refuse-eaters, today's wet/dry vacuums have either one blower (single-stage) or two (two-stage). Two-stage shop vacuums (see illustration *below*) increase the lifting power of the shop vacuum because a larger blower first

brings in a volume of air, then a smaller blower pushes out the already-compressed air.

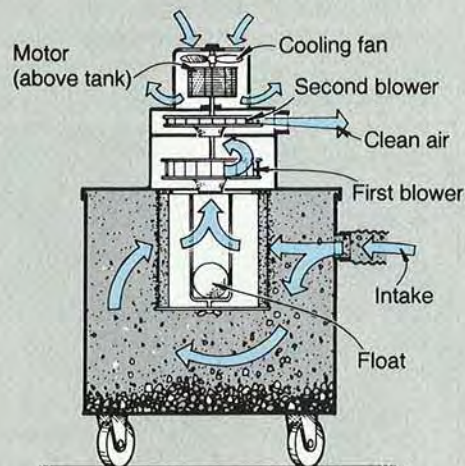
ARE THEY A SUBSTITUTE FOR A DUST COLLECTOR?

You can hook up shop vacuums to woodworking machinery such as a belt sander for dust removal, but they won't work for as long a continuous period as dust collectors. Shop vacuums use brush-type universal motors designed for intermittent duty, whereas dust collectors use continuous-duty induction motors.

Compared to shop vacuums, full-time dust collection systems will move a greater volume of air, but they won't pick up heavy materials such as nails or big wood chips. Because a shop vacuum moves a much smaller volume of air, you should only hook a vacuum up to one machine at a time.

Price-wise, shop vacuums range from \$30 to \$850 generally, but we found that models in the \$70 to \$140 range will perform well in most home shops. Portable dust collectors, on the other hand, will cost you at least \$200.

Continued



Two-stage wet/dry vacuums have a second blower that increases the machine's ability to draw up heavy material, such as water.

WHAT TO LOOK FOR IN A VAC

SUCTION: THE #1 CONSIDERATION

Three factors determine the suction power of a vacuum: static pressure, volume flow rate, and the size of hose attached to the vacuum. Static pressure (sp) reflects the *lifting power* of a vacuum—a high sp rating means a machine will lift heavier material than a machine with a low sp number. Volume flow rate means the *amount of air* that a vacuum will move, expressed in cubic feet per minute (cfm). Hose size affects both sp and cfm. As a hose becomes longer and narrower, sp increases and cfm decreases.

The combination of these three factors determines the best use for a particular vacuum. For sawdust removal from operating machines, a vacuum must inhale a large volume of air at a fast rate, requiring a high cfm number (dust collectors have very high cfm numbers).

Because shop vacuums have to also lift heavy materials, such as water, nails, or metal shavings, they also have high sp ratings compared to a dust-collection system.

Even the least expensive models we looked at had high cfm numbers and will do a good job of dust removal. The cost of a vacuum climbs as its sp rating goes up, but if you want to pick up heavy materials in one pass, look for a vacuum with an sp rating of at least 50.

PLEATED OR DOUBLE FILTERS—WHAT'S BEST?

You'll find two designs of shop-vacuum filters: one-piece pleated paper cartridges, or double filters with a foam or cloth core and surrounded by a paper or cloth bag. The double filters clean easily, but because of relatively little surface area, will clog rapidly when picking up plaster or sanding dust.

Pleated paper cartridges, on the other hand, won't clog as readily because of their large surface area. However, once wet, they take a long time to dry, and any dust on them will dry to a solid crust. We

recommend a pleated filter for strictly in-the-shop use, where water is rarely picked up.



Because of greater surface area, pleated cartridges won't clog from fine dust as quickly as foam and paper filters.



The Shop-Vac 900-60's dust bag lifts from the tank, making it a snap to clean.

THE NOISE FACTOR

There's no getting around it: Shop vacuums make a lot of noise. However, some models scream louder than others. To find out how much noise they make, we tested the 10 machines we brought in for this article with a decibel meter. The loudest bellowed forth 85 decibels (dB); the quietest came in at 76 dB (see the results in the chart on page 61). To our ears, 76 dB was acceptably noisy; 85 dB was loud and downright uncomfortable.

The Shop-Vac 984-02 and 900-60 (at 77 and 76 dB) were the quietest machines we tested, but both list price over \$400. Among models under \$150, the variable-power Sears 17921 was the only unit under 80 dB (79 dB at full power).

OTHER POINTS TO

USE THE RIGHT HOSE FOR THE JOB

In the workshop, you'll need a 2½" hose for collecting sawdust off surfaces or directly from your machinery. Smaller hoses restrict air flow, thus reducing the quantity of dust extracted. Also, larger chips will be less likely to clog a 2½" hose. Finally, many stationary woodworking machines have 2½" dust ports. (Shop-Vac makes both 2½" to 1½" and 2½" to 1¼" hose adapters.)

For drawing up water, you'll need a 1¼" or 1½" hose. The smaller diameter creates the pressure necessary to lift liquids.

TANK CAPACITY AND CONSTRUCTION

Shop vacuums range in capacity from 5 to 55 gallons. If you'll be using a shop vacuum as a dust collection system for a surface planer, for example, you may be surprised at how fast a 10-gallon tank fills. Constantly emptying the tank can be a nuisance, but if you're using the vacuum in conjunction with a machine that produces a small amount of sawdust, such as a belt sander, a small tank will handle it.

Also, consider the material of a tank (fiber, plastic, steel, or stainless steel). Fiber (cardboard) containers, made for dry pickup only, range up to 28 gallons. They offer large capacity, low weight, and low price. Fiber containers puncture easily, however, and also will burn if a hot metal filing were to enter the tank and ignite sawdust or other debris. The material also will rot if exposed to damp conditions.

Plastic (the most common material for tanks) works well for water pickup, but may melt from heat or solvents. Its exterior also attracts a lot of dust through static electricity, making cleaning it a chore. On the plus side, it's lightweight, will not dent, and will last forever if not abused. All in all, we find plastic tanks to be the best option for the home wood shop.

CONSIDER BEFORE YOU BUY

Though it will not burn or melt, steel has the disadvantage of being heavier, and will rust if its protective coating is scratched. If dented near the rim, steel tanks will leak air, making the unit less efficient.

Stainless steel has the advantages of steel without the possibility of corrosion. It's also harder to dent, but will put a real dent in your wallet—you'll pay at least \$300 for a stainless-steel-tank vacuum.

ATTACHMENTS: LOTS TO CHOOSE FROM

For almost any vacuuming job, there's an attachment that will help—most types come in 1¼", 1½", and 2½" sizes. Shop-Vac offers the most complete line of these attachments, but their add-ons will fit other makes as well. Lightweight plastic attachments work well, but may crack or melt. Their more-durable metal counterparts cost more. For the home workshop, plastic attachments should easily outlive the vacuum itself, making them the practical choice.

You'll find the attachments shown *below* will help you do most jobs. For vacuuming floors, or reaching high places, you'll need extension wands. Here are a few others you might find useful: squeegee nozzles for drawing up water, brush nozzles for floors, carpet nozzles, and crevice tools for tight spots. You'll find a small

round brush attachment invaluable for vacuuming sanded surfaces.

THE IMPORTANCE OF MOBILITY

Since a shop vacuum will likely see duty all around your home, make sure it can easily go where needed. Vacuums move about in two ways: on four small casters, or push carts with one or two casters in front and two fixed-axle wheels in back.

For average home shop use, you don't have to spend more than \$150 to get a shop vacuum that will efficiently handle nearly any job.

The caster units tend to wander as you pull them, but the push carts will move in a straight line when pulled because of their non-pivoting wheels. Also, their handles and large rear wheels enable you to easily move them up and down stairs. We suggest spending the extra money for a push cart only if you often move the vacuum up and down stairs.

WARRANTIES: SHOULD YOU BUY EXTENDED COVERAGE?

Genie, Sears, and Shop-Vac provide a one-year warranty with their products. Sears sells an optional

maintenance agreement that covers anything that could happen to the machine for two or three years. The price ranges from \$21–\$33 for each additional year of coverage up to two additional years, depending on your region, so check with your local store. Under the Sears plan, even if you run over your unit with a car, Sears will replace it free of charge. This plan covers filters (\$12.99 each), so if you often clean up fine dust or water, this route may make sense for you.

WHICH MODEL DO YOU NEED?

If you're interested purely in dust removal from your stationary machinery, a dust collector is your best bet. But if you would like a machine that can remove dust from one machine at a time, and clean your entire shop while performing service throughout your home, a shop vacuum is for you.

For average home shop use, you don't have to spend more than \$150 to get a shop vacuum that will efficiently handle nearly any job. Our recommendation: Buy a wet/dry machine (because of its bypass motor, even if you won't be picking up water) with a capacity of at least 15 gallons, and suction of at least 50 sp and 130 cfm. For attachments, consider these essential: a 2½" hose, extension wands, crevice tool and floor nozzle.



These accessories will maximize the versatility of a shop vacuum. From left to right: extension wand, 2½" hose, 1½" hose, crevice nozzle, squeegee nozzle, floor nozzle, carpet nozzle (attached to wand), and dust brush.

Continued

VACUUMS

HERE'S THE LOWDOWN ON THE 10 MODELS WE TESTED

Sears 17964

This machine (*foreground, right*) packs lots of suction, and creates less noise than the Sears vacuums of a few years ago. A hose port pointing horizontally from the blower housing, along with large handles, makes the machine convenient to use. One caution about the handles: Don't grab the tank-release catches inside them as you pick up the machine. If you do, the tank will fall to the floor.

Sears 17921

Plenty of power and two distinctive features make this unit (*background, right*) clean up on the competition in its price range. Its variable power control (labeled "variable speed") allows you to dial-down the suction and noise level, making the machine invaluable for working around thin veneers or small objects that might get sucked into a stronger-running vacuum. It also features a handy retractable cord.



Genie PHD-1626

The Genie unit (*center, left*) that we tested drew plenty of air (140 cfm) considering its low price (\$109.95 list), but we did notice a few drawbacks. It didn't lift heavy materials (45 sp), and its thin, puncture-prone hose collapses under the slightest back pressure. We also found emptying the tank awkward because the hole in the top of the tank is smaller than the diameter of the tank.

Sears 17990

Sears' top vacuum has many features found only on the better Shop-Vac models, such as steel extension wands and aluminum attachments.

Assembling the cart proved to be difficult—there were lots of small parts and unclear instructions. Emerson Electric's Vicki Vanderford told us that they're developing a cart with 90 percent less parts and better instructions.



Shop-Vac 984-02

Designed for general use rather than purely in the shop, this unit has a standard 1½" hose. It has strong static pressure (105 sp—thanks to its 3.5 peak hp two-stage motor), low noise, stainless steel tank, well-built accessories, and a price tag to match: \$854.95 list. We like its hose storage cage and curved wand that enables you to stand while vacuuming under objects.

Shop-Vac 900-60

Like the Shop-Vac 984-02, here's another unit probably more at home in a convention center or hotel. Nevertheless, it has several features we'd like to see on workshop vacuums. A cloth bag fits around the rim of the tank and forms the first part of its filtration system. The bag can be shaken free of dust by just lifting a tab in its center, as shown on *page 58*. It was the quietest machine we tested (76 dB).



Shop-Vac 634-00 and 411-01

Two key differences separate these otherwise-similar dry-pickup-only machines. First, the size of tank. The 634-00 (shown on *left*) can be purchased with a 55-gallon steel drum—the 411-01 has a 28-gallon fiber tank. Second, the number of motors (the 634-00 has two that run together or intermittently, the 411-01 has one). High tank capacity helps both of them do double-duty as dust collectors.

Shop-Vac 850-03

Standard features on this steel-tank model (shown on *left*) include 2½" and 1¼" hoses. Its loud (84dB) motor develops low suction (42 sp and 135 cfm).

Shop-Vac 464-38

Like the 850-03, it comes standard with hoses in both sizes. It's also one of Shop-Vac's least expensive two-stage models at \$249.95 list.



MANUFACTURERS LISTING:

Genie
JetVac Division
22790 Lake Park Blvd.
Alliance, OH 44601
216/821-1221

Shop-Vac
P.O. Box 3307
Williamsport, PA 17701
717/326-0502

or
Shop-Vac West
P.O. Box 19368
Irvine, CA 92714
714/863-1506

Sears
For more information,
contact nearest store.

CLEAN FACTS ABOUT TODAY'S SHOP VACUUMS

MANUFACTURER	MODEL NUMBER	Type ¹	NUMBER OF FANS ²	BLOWER		MOTOR	TANK	FILTER TYPE ⁷	STANDARD HOSE SIZE(S) (DIAMETER-IN. X LENGTH-FT.)	WHEELS ⁸	STANDARD ACCESSORIES ⁹	FEATURES									
				STATIC PRESSURE ³	VOLUME FLOW RATE ⁴ (SP)							AMPS (CFM)	PEAK HORSE POWER	MATERIAL ⁵	SIZE (GALLONS)	NOISE ⁶	CORD LENGTH (FT.)	BLOWING CAPABILITY (Y, N)	DRAIN (Y, N)	WEIGHT (LBS.)	SUGGESTED PRICE ¹⁰
AEG	V-2.5WD	W	1	46	200	9.5	2.5	P	16	N/A	FCB	2½x6	C	CT, FN, GN, WN, XW	18	Y	N	25	\$239		
Black & Decker	5433	W	2	102	103	7.2	2.0	P	10	N/A	CP	1½x10	PC	AT, FN, SS, WN, XW	25	Y	Y	67¾	769		
Black & Decker	9462	W	1	50	100	7.4	1.1	S	8	N/A	FP	1¼x6	C	GN, WN, XW	6	Y	N	16¼	137		
Bosch	1702	W	2	80	102	9	2.0	S	10	N/A	FCB	1½x12	PC	GN	18	Y	N	48	359		
Delta	49-255	W	2	75	109	7.5	1.7	F	28	N/A	CP	2½x6	CP	GN	8	Y	N	24	189		
Genie	PHD-1626	W	1	45	140	7.3	1.5	P	16	85	FCB	2½x6	C	CT, FN, GN, WN, XW	18	Y	N	24	110		
Jet	JV-10	W	2	80	100	7.5	1.75	SS	10	N/A	CP	1½x12	PC	CN, FN, GN, HC, WN, XW	18	Y	N	55	332		
Milwaukee	8955	W	1	50	121	7.4	N/A	S	10	N/A	PPC	Hose Optional	PC	None	18	Y	N	32	279		
Milwaukee	8925	W	2	105	110	10	N/A	SS	15	N/A	CP	Hose Optional	PC	None	30	Y	Y	53	840		
Sears	17990	W	1	50	165	10	2.5	P	16	80	PPC	1½x10	PC	AT, CN, CT, DB, FN, WN, XW, SS	15	Y	Y	72	350		
Sears	17831	W	1	50	160	10	2.0	P	16	N/A	PPC	2½x7	PC	AN, AT, CT, GN, H, WN, XW	15	Y	Y	30	250		
Sears	17967	W	1	50	165	10	2.5	P	32	N/A	PPC	2½x7	C	AN, CT, GN, WN, XW	15	Y	Y	40	170		
Sears	17921	W	1	50	165	10	2.5	P	16	@ 79/75/74	PPC	2½x7	C	AN, CT, GN, WN, XW	15	Y	Y	31	140		
Sears	17964	W	1	48	160	10	2.0	P	12	83	PPC	2½x7	C	AN, CT, GN, WN, XW	15	Y	Y	24	98		
Sears	17941	W	1	42	120	6	1.5	P	6	N/A	PPC	1¼x6	C	AN, CT, GN, WN, XW	6	N	N	14	47		
Shop-Vac	984-02	W	2	105	110	11	3.5	SS	15	77	FCB	1½x12	PC	CN, FN, HC, SS, WN, XW	18	Y	N	62	855		
Shop-Vac	900-60	W	2	80	100	7.4	2.0	SS	10	76	FCB	1½x12	PC	CN, CT, DB, FN, GN, WN, XW	35	Y	N	32	490		
Shop-Vac	970-06	W	2	83	102	9	3.0	#	—	N/A	PPC	1½x12	*	GN	18	Y	Y	30	380		
Shop-Vac	464-38	W	2	80	100	8.5	2.0	P	12	82	FCB	1¼x7 2½x7	C	B, CN, CT, FN, GN, WN, XW	18	Y	N	19	250		
Shop-Vac	850-03	W	1	42	135	7.4	1.5	S	20	84	FCB	1¼x7 2½x7	C	B, CN, CT, FN, GN, WN, XW	18	Y	N	25	230		
Shop-Vac	808-16	W	1	42	135	7.4	1.5	P	16	N/A	FP	2½x6	C	GN, XW	12	Y	N	25	130		
Shop-Vac	600-01	W	1	50	100	7.4	1.1	P	5	N/A	FP	1¼x6	C	GN, WN, XW	6	Y	N	12½	80		
Shop-Vac	634-00	D	2	75	165	16	1.7	#	—	79	CP	2½x6	*	GN, XW	18	Y	N	26	345		
Shop-Vac	411-01	D	2	75	109	7.5	1.7	F	28	79	CP	2½x6	*	GN, XW	8	Y	N	24	205		

1. (W)et/Dry (D)ry only

2. Referred to as 1-stage or 2-stage

3. Inches of water a vacuum will draw up a hose (mfr. ratings)

4. Cubic feet of air per minute (CFM) through a 2½" orifice

5. (P) Plastic, (SS) Stainless Steel, (S) Steel, (F) Fiber, (#) Head assembly only - 55 gallon steel drum available

6. Decibels (dB) from 6 feet away

@ - high/medium/low power settings

7. (CP) Cloth and paper (FCB) Foam inside cloth bag (FP) Foam and paper (PPC) Pleated paper cartridge

8. (C) Casters (PC) Push cart

(*) Casters optional

9. (AN) Auto nozzle, (AT) Accessory tote, (B) Both 2½" and 1¼" accessories standard, (CN) Carpet nozzle, (CT) Crevice tool, (DB) Dust brush, (FN) Floor nozzle, (GN) General-purpose nozzle, (HC) Hose cage, (SS) Stainless-steel accessories, (WN) Wet nozzle, (XW) Extension wand

10. Many vacuums discounted 10-30% below list

N/A - Not available

Written by Bill Krier Technical consultant: George Granseth Photographs: Jim Kascoutas Illustrations: Bill Zaun



A HUNTING WE WILL GO

Walter J. Morrison, 44 • Northport, New York
Electrical engineer

Walter had a slight problem building his 18×7×27" pine reproduction of an antique hunter's ammunition chest. "The stock for the doors is only 3/4" thick," he notes, "so I had about 1/4" of wood to carve in—going deeper would have warped the door."

Instead of carving that deep, he gave the impression of depth with design. The door has a large foreground at the lower right and progressively smaller and shallower figures toward the top left.

Because the doors extend 1/2" below the frame, Walter eliminated the need for pulls. Magnetic catches hold the doors tightly closed.

For contrast on the carved doors, he laid down walnut stain, then wiped it from the flat surfaces. He finished his cabinet with clear varnish. Walter, you sure hit the target!




PICK A PAIR OF CARVINGS

Robert Thomas, Jr., 67
Columbia, Maryland
Retired graphic
designer

Selecting readers' work for this feature is *never* easy. But when someone like Robert submits a dozen high-quality projects to choose from, the task becomes nearly impossible. That's why you get to see two pieces of his work—we couldn't pick just one!

Robert says he's had a longstanding love affair with wood. From a look at his carvings, it responded.

A graphic's background fuels Robert's designs and color schemes. And skill powers his carving tools. Robert carved the full-sized replica of hanging Indian corn and fall foliage in basswood. He crafted the handsome "bread" plaque from 1 1/2"-thick pine. It measures 8 1/2 × 15 1/2". Robert painted both pieces with acrylics.



To submit your projects . . .

Send a 35-mm color slide with the project as the focal point and a simple background—no people. Include a description of materials, joinery, finish, and dimensions. *WOOD*® magazine will pay \$25 for published projects. Slides cannot be returned unless you enclose a self-addressed, stamped envelope. *We publish readers' projects for recognition only. Sorry, we cannot supply plans or information about projects shown.*

SHOWCASE



WORKING AROUND THE CLOCK

Jerry Dub, 34 • Indianapolis, Indiana • Firefighter

Two days off between 24-hour shifts at the fire station gave Jerry a timely advantage—plenty of concentrated hours to tackle a big project. And his replica of a 19th-century Vienna regulator clock turned out to be exactly that.

Jerry built the 12¾×8×42" clock from blueprints. Except for substituting red oak for the recommended wood, Jerry didn't deviate from the plans. None of the required woodworking tasks proved difficult, Jerry says, although he found the first-time reading of blueprints quite a challenge. "From a side view," Jerry notes, "a mortise and tenon become three lines."

Jerry's craftsmanship proved meticulous, though. His advice: "Go slowly."



TEACHER'S HOMEWORK

*Bill Badland, 63 • Morro Bay, California
Retired high school shop teacher*

Bill didn't teach woodturning in his school shop class—he saved it for homework. For this assignment, he alternated layers of walnut and cherry in a laminated turning block that eventually became this 14"-wide by 6¾"-tall bowl.

Bill says he made the herringbone-patterned bottom much like a chess board: "I cut and alternately lined up ¾" cherry and ¼" walnut, then sliced through the strips at 45° angles, flipped over every other one, and laminated them." After finish-sanding, Bill wiped on tung oil, then paste wax.



FINISH A MILE DEEP

*Scott Hower, 35, and Dan Silknetter, 28
Millersville, Pennsylvania
Woodworkers*

At Scott and Dan's Mad River Redwoods Company, tables like this draw gasps.

That's when their hand labor pays off. The woodworking duo personally select prime Northern California redwood specimens to slice into slabs with a chainsaw, then truck the chunks to their Pennsylvania shop.

Called "Nymph's Wing," the table shown measures 45×25×16". The 3"-thick top is redwood lace burl. Roots from a black locust tree form the base.

Scott and Dan accent features with a flexible disc grinder, chisels, rasps, wire brushes, and even flame. As many as 12 coats of Zar polyurethane followed by a final polishing with automotive buffing compound "produces a durable finish with the beauty of a French polish," they say.

Send to:
Project Showcase
Better Homes & Gardens®
WOOD® Magazine
Locust at 17th
Des Moines, IA 50336

FOUR CORNERSTONES

RULE 1: KEEP A SHIPSHAPE SHOP

“Good workshop lighting is essential. Light fixtures should provide clear vision with a minimum of shadows in work areas and over machines.”

*Phil Schmidt, section head,
National Safety Council*



Besides adequate light, Schmidt advises you to set up your shop to allow ample space for your stationary tools. “There should be no danger of bumping into one machine while using another,” he says.

Minimize tripping, slipping, or falling by stowing idle tools and sweeping up around your machines every 30 minutes or so. To avoid cuts and splinters, clear saw tabletops of saw-

dust and scraps with a brush or shop vacuum, rather than your bare hands, suggests the NSC staff. And, store materials and parts out of the way.

Always turn off and unplug machines while adjusting them and changing blades or bits. But never unplug a power tool by giving the cord a jerk or drag a tool around by its cord. This eventually wears on the connection.

Make sure everything is electrically safe, too, the NSC says. All power tools should have three-pronged plugs, except double-insulated tools. And install ground-fault circuit interrupters (they may be required by your local electrical code). Finally, check for underpowered circuits overloaded by numerous power tools.

RULE 2: DRESS FOR WOODWORKING SUCCESS

“Watch those precious eyes—you have two for a lifetime!”

*Bob Hempy, product planning
manager, Delta*

Adds the NSC's Schmidt, “Keep long hair out of the way with a close-fitting cap or net. Shoes with rubber soles provide better support and protection from slipping, as well as from sharp objects on the floor. If there's a danger of heavy objects falling on your feet in your shop, wear industrial-type shoes with steel safety toes.”

Protect your hearing with disposable earplugs,

reusable earplugs, or cushioned muffs when you use power saws, jointers, or routers. Some routers, for instance, can exceed the 85-decibel threshold for hearing loss established by OSHA, the government's industrial safety watchdog. While you would have to endure that high pitch for several hours to sustain injury, with all the other noise you subject your ears to, why take chances?

tools. And, you need a face mask for dust protection.”

Heber Anderson, Black & Decker's product training manager, says that “People have actually died by getting a tie caught and pulled into a lathe. So, dress appropriately. Avoid wearing loose clothing, long sleeves, jewelry, and gloves while working with power tools, particularly lathes and routers.”

Despite the best intentions, more than 300,000 persons rush to hospital emergency rooms each year, victims of serious home workshop accidents. On top of that, says the National Safety Council, two to three times that number go unreported. We think these sobering statistics are reason enough to offer you a short shop safety review.

Teachers, experienced woodworkers—even your dad—no doubt passed along safety guidelines on numerous occasions. Our five safety experts spell them out again, because they're worth repeating, again and again.

 [Print this article](#)




“The sharp, spinning steel of a table saw, the grit of a sander, the wood bits from a lathe, dictate that you wear safety glasses or goggles that provide side protection with shields,” emphasizes Hempy. “Eye protection is always a must, even with most hand

OF SHOP SAFETY

RULE 3: RESPECT YOUR TOOLS

“If you get into a 40-tooth saw blade turning at 5,800 rpm, more than 1,288 teeth will pass through your hand before you can move it.”

Heber Anderson, national product training manager, Black & Decker



According to Anderson, vivid facts instill caution. “If everyone thought of that saw blade in terms of what all those teeth can do, they’d pay a table saw more respect,” he says.

Overconfidence contributes to accidents, according to Anderson. “We see people who have handled tools all their lives become almost as dangerous as a

novice,” he says very concernedly.

Delta’s Hempy couldn’t agree more. “Lack of respect for the machine, repetitive work, and working with the blade guard removed often result in a finger or hand in the blade.”

Another Delta safety professional, Mat Ros, product safety manager, suggests ways to avoid potentially

nasty table-saw accidents:

- Leave the blade guard on when sawing.
- Use protective jigs, featherboards, and push sticks.
- Don’t rip boards without clamping the rip fence.
- Avoid blade binding or kicking by only making crosscuts with the help of the miter gauge.
- Never reach around or over the blade.

Making tools do a job they weren’t designed to do causes injuries, too. “For example,” says Jim Elmore, Stanley Tool Division’s manager of product safety, “people commonly use a screwdriver for a pry bar, and it can break.”

Beware of dull cutting tools, too. A dull saw blade overheats, sticks, and kicks, more than a sharp one.

RULE 4: GIVE WOODWORKING YOUR ATTENTION

“The poor guy who’s just had a spat with a family member and goes down into the basement to work in his shop is apt to do something the wrong way.”

Jim Elmore, product safety manager, Stanley Tools



“When you’re emotionally upset, let the tools lie. If you’re overtired or feeling ill, don’t try to work. These are commonsense things that people overlook sometimes for the sake of getting the project done,” notes Elmore.

“Inattentiveness and distractions can lead to disaster,” agrees the NSC’s Schmidt. “Concentrate on

the task at hand and don’t rush through it, even when you feel hurried.”

To break up the monotony of making repetitive cuts, stop and do something else for awhile. Also, insist that no visitors disrupt you. In particular, keep small children out of your shop at all times, especially while you’re busy working.

The NSC insists that you stay out of the shop when you’re under the influence of alcohol or any medication that affects your alertness or ability to function normally. And, smoking while using tools isn’t recommended either. Distractions, such as smoke in your eyes or dropping a cigarette, at a critical time, could result in injury. ♣

Recommended reading—great references for shop safety:

- *Guide to Hand Tools: Selection, Safety Tips, Proper Use and Care*, 90 pages, \$3, *Hand Tool Reference Chart No. 207*, \$1.25, Hand Tools Institute, 25 N. Broadway, Tarrytown, NY 10591; 914/332-0040.
- *Safety Is Specific*, 24 pages, \$1.60, Power Tool Institute, Inc., 501 W. Algonquin Rd., Arlington Heights, IL 60005; 312/593-8350.
- *Woodworking Safety*, 12 pages, 46 cents, Nat’l. Safety Council, 444 N. Michigan Ave., Chicago, IL 60611; 312/527-4800.


Written by George Brandsberg Illustrations: Jim Stevenson

PUT A RAZOR-SHARP EDGE ON YOUR HAND SCRAPER

Craftsmen have long turned to the hand scraper to remove stock quickly while leaving an extra-smooth surface. A scraper can do wonders for you, too, if you sharpen it correctly. Here's how:



1 Whether you're sharpening a new scraper, or reviving a dull one, start by securing the scraper in a vise. File the scraper edge flat and square by stroking it 4-6 times with a metal-cutting file.




2 To smooth the edge, hold the scraper upright as shown, and pull it across a sharpening stone 4-6 times.



3 To remove the microscopic metal burrs that filing and smoothing create, lay the scraper flat, and draw it across the stone 4-6 times. Flip the scraper over and repeat. At this point, the edge should be smooth and square, as shown in the inset illustration. Return the scraper to the vise.



4 With a round-shanked screwdriver, or a special burnisher tool, held perpendicular to the clamped scraper's edge, firmly stroke the length of the scraper 2-3 times to begin forming the *burr* (the edge that actually does the cutting).



5 Next, with the burnisher tool at a slight angle, stroke the scraper's edges 2-3 more times. This increases the "hook angle" of the burr.



6 Repeat steps 1 through 5 for the edges of the scraper opposite those just sharpened. This time, however, hold the scraper in your hand. Clamping the scraper in a vise will dull the already-sharpened edges. ♣

Illustrations: Jim Stevenson




WOOD[®] Magazine's 1988
**HOLIDAY
GIFT
SHOWCASE**

Ties, perfume, and plastic toys certainly have their place at the holidays, but we think you'll agree they just don't compare to something that's homemade. Here's hoping that you find a project in our 17-page gift section to tickle the fancy of those special people on your gift list. Happy holidays from your friends at WOOD[®] magazine!



SCROLL-SAWED SEASONAL

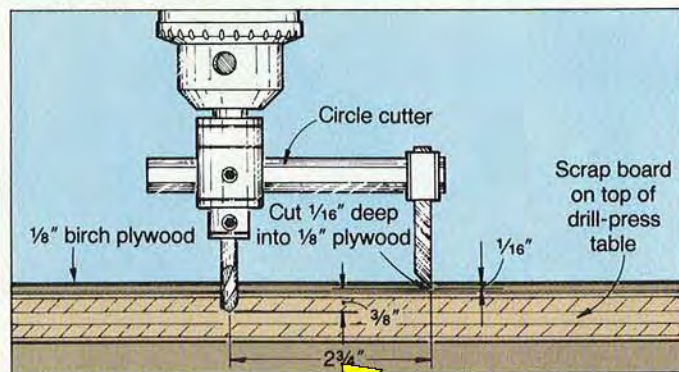
Spruce up your Christmas tree this year with these delightfully dainty decorations. You can turn out a treeful in an evening or two with just a little help from your scroll saw and a drill press. While you're at it, cut out a few for your friends and relatives; they'll be glad you did. (For our source of thin stock required for this project, see the Buying Guide on page 70.)

 [Print this article](#)

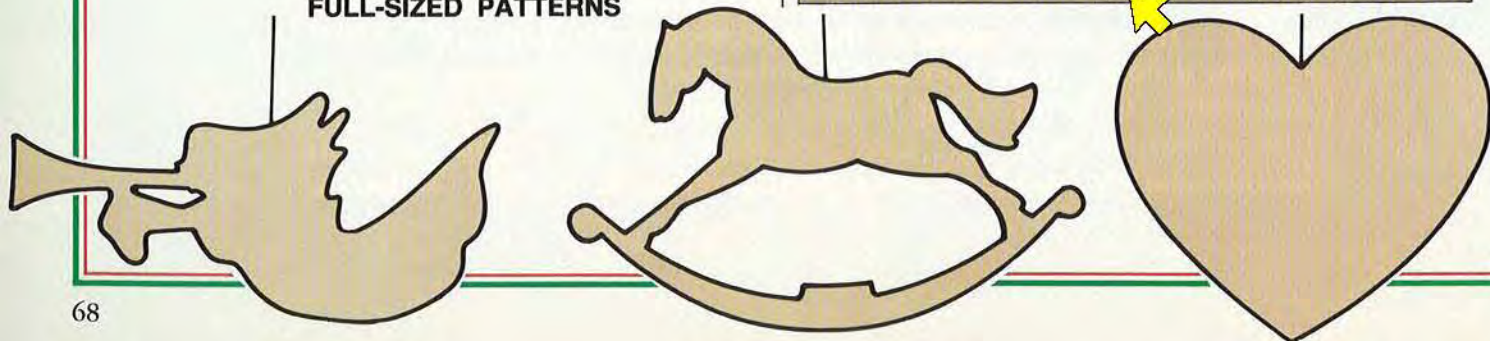
CUTTING THE RINGS

With a compass, mark a $2\frac{3}{4}$ "-diameter circle on $\frac{1}{8}$ "-thick plywood for each ring required. Reset

the compass for a 3"-diameter circle. Now, using the same center point, mark a larger circle outside each smaller one.




FULL-SIZED PATTERNS





HOLIDAY ORNAMENTS SILHOUETTES



Use a circle cutter chucked into your drill press to cut the inside of each plywood ring to shape.

2 Chuck a circle cutter into your drill press. Position the cutter where shown on the drawing (*far left*). As shown in the photo at *left*, clamp the plywood to the drill table, and position the circle-cutter bit directly over the center point used to mark the circles. Start the drill (we used a speed of about 250 rpm) and cut halfway through the plywood.

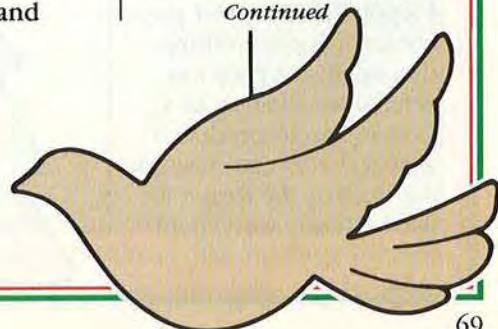
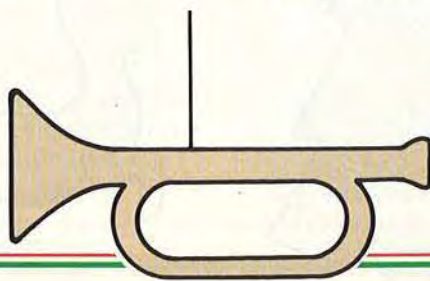
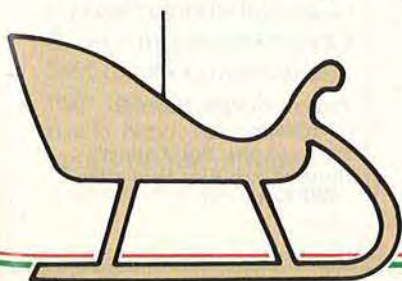
3 Flip the plywood over, center the bit over the hole just drilled, and

finish cutting through the plywood to form the inside of the ring. The two-step procedure minimizes chip-out.

4 Cut the outside of each ring to shape on a band saw or scroll saw, cutting just outside the marked line. Hand-sand to the line for finished shape (we used a sanding block with 150-grit paper).

5 Cut two pieces of $\frac{3}{4}$ " plywood to 5x7", and construct the drilling jig shown on the next page.

Continued



SEASONAL SILHOUETTES

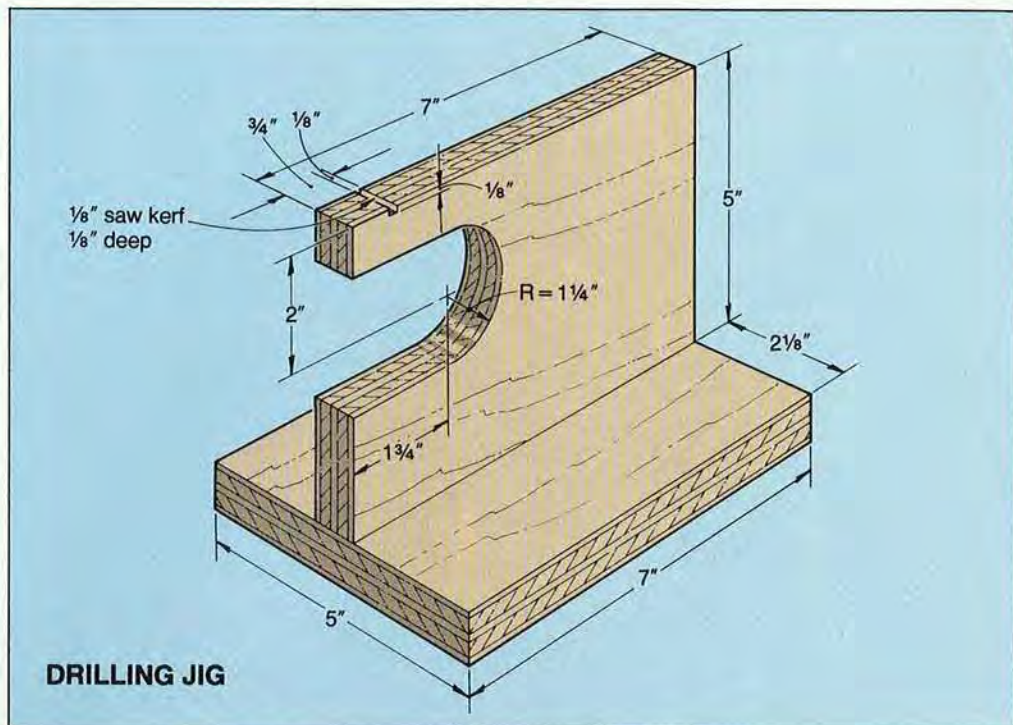
6 Clip the head off a 4d finish nail, and chuck the nail into the drill press. Start the drill, and sand or file the bottom $\frac{3}{8}$ " of the nail to $\frac{1}{16}$ " diameter. Most $\frac{1}{16}$ " bits are too small for a drill-press chuck. (We attached 60-grit sandpaper to a sanding block to shape the end of the nail.) Place a ring in the kerf in the jig, center the ring under the bit, and drill a $\frac{1}{16}$ " thread-access hole through each ring as shown in the photo below right.

SHAPING THE HOLIDAY FIGURES

1 Using carbon paper, trace the full-sized ornament patterns onto paper. Adhere the patterns to the $\frac{1}{8}$ " stock with spray adhesive. **2** Scroll-saw the figures to shape, and remove the patterns. If you have trouble removing the paper patterns, moisten them with thinner, and they'll peel right off. Lightly sand each figure with 220-grit sandpaper. **3** With the 4d finish nail still chucked into your drill press, hold a wood figure upright in a handscrew clamp, and drill a $\frac{1}{8}$ "-deep hole. Later, you'll insert thread into the hole for hanging. See the full-sized patterns for hole locations.

FINAL ASSEMBLY

1 Apply the finish of your choice. (For something this small, we prefer an aerosol finish such as a Deft or Flecto product.) **2** Run the thread through the hole in the ring. (We used a heavy-duty, gold-



With a sharpened 4d finish nail and a drilling jig, drill a hole through each birch plywood ring.

colored cotton thread.) Place a dab of instant glue (cyanoacrylate) on the end of the thread inside the ring, and insert the thread into the hole in the top of the hardwood figure. Move the thread up and down to center the figure in the ring. Once properly positioned, put a dab of instant glue on the thread where it goes through the plywood ring.

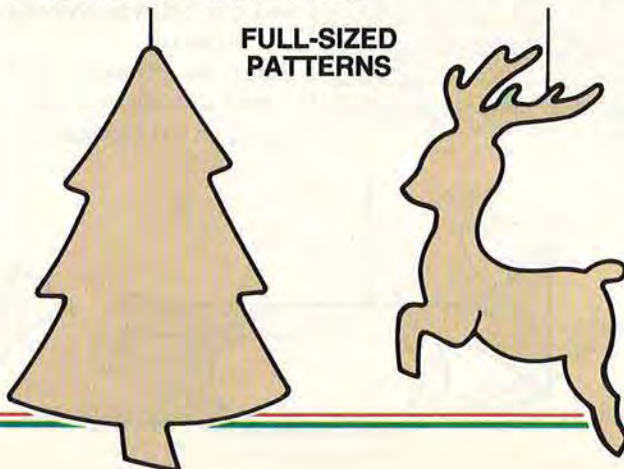
BUYING GUIDE

• $\frac{1}{8}$ " stock. One square foot of $\frac{1}{8}$ " maple, padauk, and walnut. Two pieces of $\frac{1}{8} \times 6 \times 24$ " 3-ply birch plywood. \$18.75 ppd. from Woodworker's Dream, P.O. Box 329, Nazareth, PA 18064; to order call 800-247-6931 (215/759-2064 in Pennsylvania).

Project Design: James R. Downing

Photographs: Bob Calmer
Illustrations: Kim Downing;
Bill Zaun

FULL-SIZED PATTERNS



A NIFTY PROJECT WITH ONLY ONE STRING ATTACHED SCRAPWOOD YO-YO

Dollar for dollar, it's hard to beat the enjoyment kids—or adults—get from playing with yo-yos. You'll have fun making this terrific stocking stuffer, too.

FIRST, CONSTRUCT THE JIG

1 Mark a 3"-diameter circle and a 1½"-diameter circle on a piece of ¾"-thick scrap stock. Band-saw the discs to shape.

2 Glue and clamp the smaller disc to the center of the larger disc (locating it exactly on center isn't critical).

3 Fasten the 3" disc to a 3" faceplate and thread onto the headstock spindle. Slide the tailstock against the smaller disc to make a slight indentation at the disc's center. Back the tailstock away, and drill a ⅜" hole ¼" deep at the center point.

4 Glue a ⅜" dowel ⅝" long just drilled.

NOW, TURN THE YO-YO PARTS

1 Mark a pair of 2½"-diameter circles on a piece of highly figured scrap stock. Band-saw the discs to shape.

2 Drill a ⅜" hole ¼" deep at the center point of each disc.

3 Using hot-melt adhesive, glue one of the yo-yo halves flat against the 1½"-diameter jig disc.

4 Turn the yo-yo half to a 2½" diameter, and then turn the piece to ½" thick. Next, turn a ⅜" radius on the outside corners (we used a small

gouge). Check the radius with a ⅜" round-over bit as shown in the photo below. Sand a slight round-over on the inside edge. Finish-sand the yo-yo half. Using a 1" chisel and a mallet, gently tap between the yo-yo half and 1½"-diameter disc to separate the two parts. Pry at several different spots for an easy release.



Check the turned radius with a ⅜" round-over bit.

5 Scrape the hot-melt adhesive off the jig, and sand the inside face of the yo-yo half. Repeat the procedure to turn the other half. Hold the two halves together and check the shapes. You want the two halves identical in profile and size for a true-spinning yo-yo. Remount and turn one half if necessary.

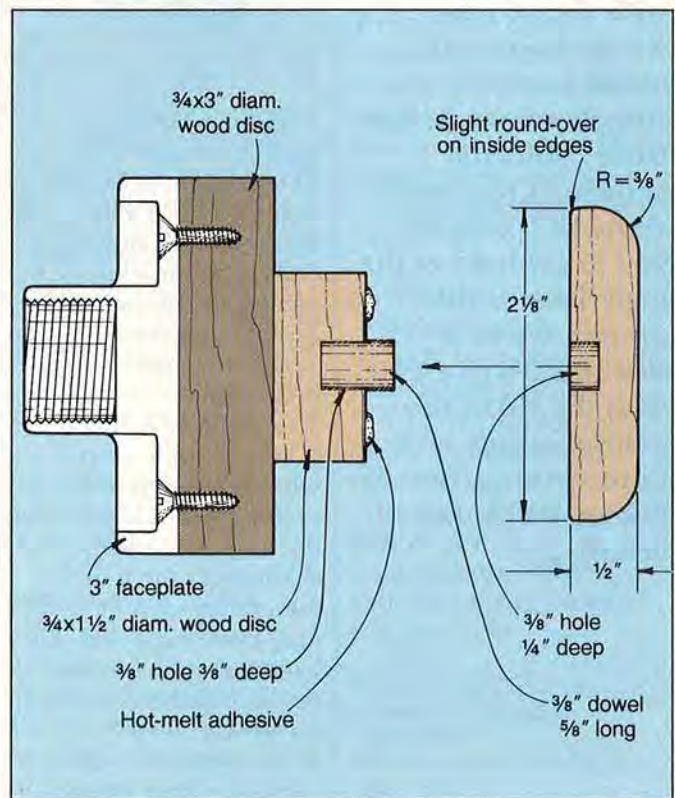
6 Cut a piece of ⅜" dowel to ⅝" long, and glue the two halves together. Apply the finish.

7 Order the yo-yo strings and trick book from the source listed in the Buying Guide.



BUYING GUIDE

• **Strings and book.** Ten yo-yo strings and a yo-yo trick book for \$2 ppd. from Duncan Trick Book Offer, P.O. Box 165, Baraboo, WI 53913. 🌲



design of the times

WENGE WALL CLOCK

The bird's-eye maple face contrasts nicely with the African wenge frame and hands in this contemporary design from California craftsman Jim Payne. To make it easy for you to get hold of the materials for this project, we've assembled a clock kit with the aid of the helpful people at Constantine's. See the Buying Guide for details.

 Print this article



THE FRAME COMES FIRST

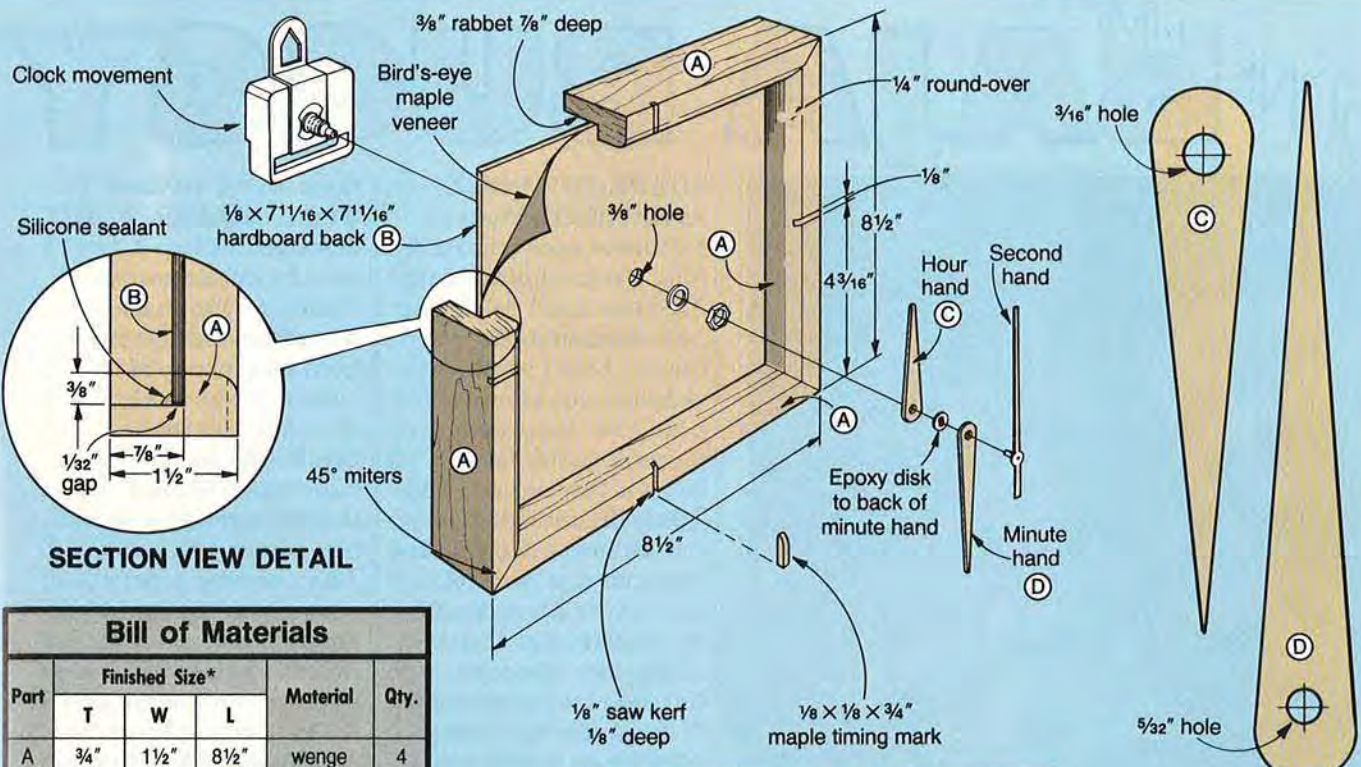
- 1** Cut a piece of $\frac{3}{4}$ "-thick stock to $1\frac{1}{2}$ " wide by 38" long. (See the Buying Guide for our source of wenge, or use walnut.)
- 2** Rout a $\frac{1}{4}$ " round-over along one edge of the long strip.
- 3** Cut or rout a $\frac{3}{8}$ " rabbet $\frac{7}{8}$ " deep in the strip where shown in the Section View Detail. Sand the long frame strip.
- 4** Miter-cut the four frame pieces (A) to $8\frac{1}{2}$ " long each. Glue and band-clip the frame pieces together, checking for square.
- 5** Apply masking tape on the frame front where

shown in photo A. The tape is easy to mark on and minimizes chip-out when cutting the kerfs. Mark the $\frac{1}{8}$ "-wide kerf locations, and cut $\frac{1}{8}$ " kerfs $\frac{1}{8}$ " deep between the kerf lines. (We used a radial arm saw, but you could place the frame facedown and cut the kerfs on a table saw.)

- 6** Rip a $\frac{1}{8}$ "-thick strip of maple from the edge of a $\frac{1}{2}$ "- or $\frac{3}{4}$ "-thick board. With a handsaw or scroll saw, cut a strip $\frac{3}{16}$ " wide from the strip for the timing marks. (We'll narrow the $\frac{3}{16}$ " width to $\frac{1}{8}$ " when we sand them flush with the frame.) Cut the hour marks to $1\frac{3}{16}$ " long, glue them in the kerfs, and sand them flush after the glue dries.

VENEER THE FACE

- 1** Cut a piece of hardboard (B) to fit the rabbeted opening in the frame (we cut ours $\frac{1}{16}$ " undersize to allow for movement of the frame).
- 2** Place the hardboard on the section of the veneer with the nicest figure (see the Buying Guide for our source of veneer). Use a utility knife to cut the veneer (see photo B). Peel off the backing sheet, and stick the veneer to the hardboard, with the edges flush.
- 3** Locate and drill a $\frac{3}{8}$ " hole in the center of the veneer face. (If you use a clock other than the one listed in the Buying Guide, measure the shaft diameter before drilling the hole.)




SECTION VIEW DETAIL

Bill of Materials					
Part	Finished Size*			Material	Qty.
	T	W	L		
A	3/4"	1 1/2"	8 1/2"	wenge	4
B	1/8"	7 1/16"	7 1/16"	hardboard	1
C	1/16"	1/2"	2 3/4"	wenge	1
D	1/16"	1/2"	3 1/2"	wenge	1

Supplies: epoxy, silicone sealant or glazier points, finish.

FULL-SIZED PATTERNS OF CLOCK HANDS



A Mark the hour mark locations and cut the kerfs.

B Position the hardboard and cut the veneer face with a knife.

C Epoxy the metal disk to the back of the minute hand.

FORM THE HANDS
1 Rip a 1/8"-thick piece of wenge 12" long from the edge of a 3/4"-thick board. Using carbon paper, transfer the hand patterns and hole center points onto the thin strip.
2 Using a band saw or scroll saw, cut the hands to shape. Drill a 3/16" hole

in the hour hand and a 5/32" hole in the minute hand. Sand the hands to 1/16" thick.
3 With scissors or tin snips, cut the shaft end off the minute hand supplied with the clock (all you need is the end with the hole). As shown in photo C, epoxy the


disk, centered over the 5/32" hole, to the back face of the minute hand.
THE END IS NEAR
1 Apply the finish to the clock frame, hands, and veneered face. Later, use silicone sealant to hold the face in the frame (see the Section View Detail).

2 Fasten the clock movement to the veneered face, and slip the clock hands onto the movement's shaft. Add a battery, hang, and be ready to cheerfully give anyone the time of day.

BUYING GUIDE
• Wenge clock kit. 12 x 12" bird's-eye maple peel-and-stick veneer, 3/4 x 3 x 48" wenge, mini-quartz clock movement. Order wenge clock kit, catalog no. WD1188 for \$25.95 ppd. from Constantine's, 2050 Eastchester Rd., Bronx, NY 10461. 🌲

Project Design: Jim Payne
 Photographs: Hopkins Associates
 Illustrations: Kim Downing; Mike Henry

DUNE JUMPIN' BAJA BUGGY

 Print this article



Youngsters will feel the wind through their hair and the summer sun upon their faces when driving this beach buggy over the dunes of make-believe. This fat-tired toy requires just a few feet of 2×4 stock and about 2½ hours to build. Can you think of an easier child pleaser?

SHAPE THE BODY AND FENDERS

1 Plane or resaw two 12"-long pieces of pine or fir 2×4 stock to 1½" thick. You also could use five-quarter (5/4) stock and eliminate the planing. Glue and clamp the pieces together face to face for the car body (A).

2 Transfer the full-sized car outline and axle-hole locations to a piece of paper. (We photocopied the pattern; you also could use carbon paper.) Cut the pattern outline to shape. Apply spray-on adhesive to the back side of the paper pattern, and stick the pattern to the pine block.

3 Drill a pair of 7/16" axle holes through the body where marked.

4 With a 1/8" blade on your band saw, cut the car body and window opening to shape.

5 Plane or resaw another 12"-long piece of 2×4 stock to 1½" thick.

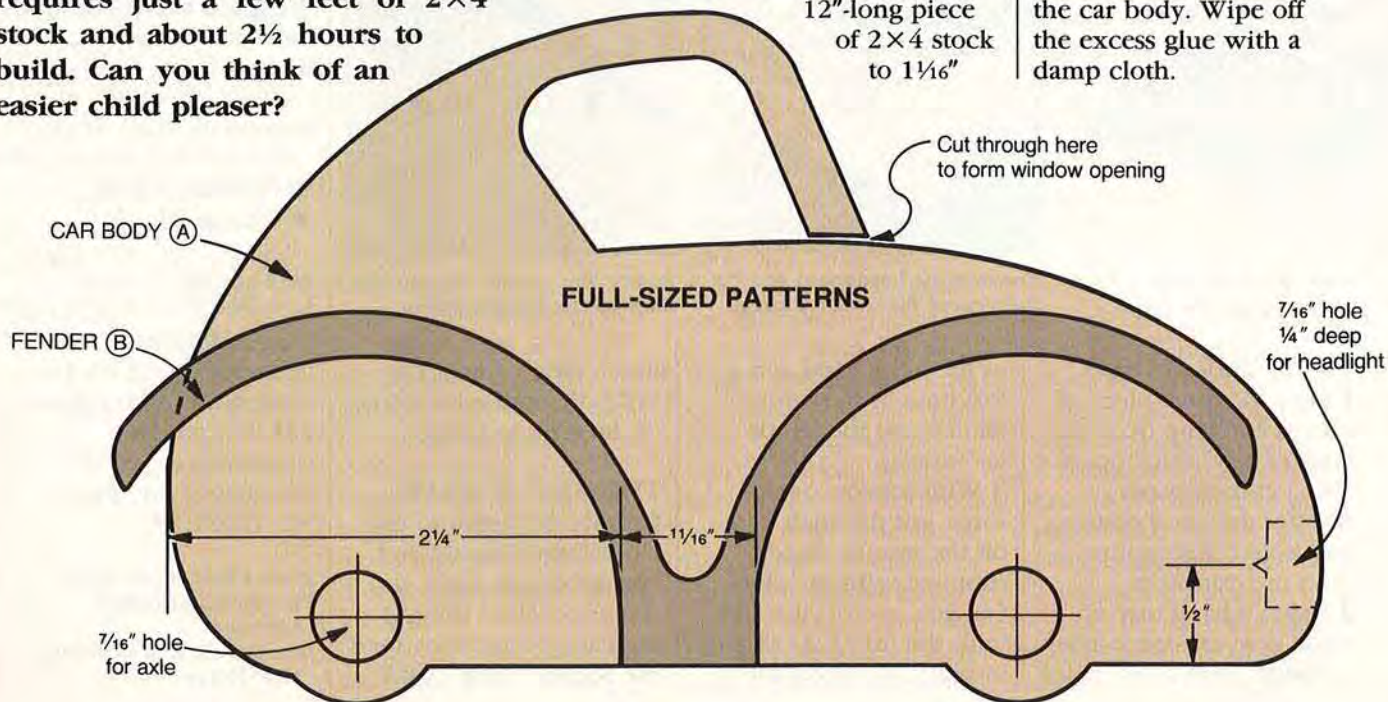
Using the same transfer procedure described in step 2, lay out and cut the two fenders (B) to shape.

6 Sand a radius on the front and rear outside corners of the fenders as shown in the Fender Detail. (We marked the radii with a quarter, and shaped the radii with a belt sander.)

7 Remove the paper pattern, and hand-sand the car body and fenders.

8 Drill a pair of 7/16" holes ¼" deep in the front of the car body to form the headlights. (We held the car body upright in a handscrew clamp, and drilled the holes on the drill press.)

9 Glue and clamp the fenders to the car body where located on the Full-Sized Pattern. The bottom middle section of the fenders should be flush with the bottom of the car body. Wipe off the excess glue with a damp cloth.



LET'S ADD THE WHEELS

1 Plane two 12" lengths of 2x4 stock to 1 1/16". Laminate the two pieces together face to face. Allow the glue to dry.

2 Using a compass, mark four 2 1/8"-diameter (1 1/16" radius) circles on the top face of the laminated stock for the wheels (C).

3 Chuck a 1" Forstner or paddle bit into your drill press. Drill a 1 1/16"-deep hole at the center of each marked wheel. Switch to a brad-point bit, and drill a 3/8" hole through the center of each wheel.

4 Using a band saw, cut the four wheels to shape, cutting just outside the marked outline.


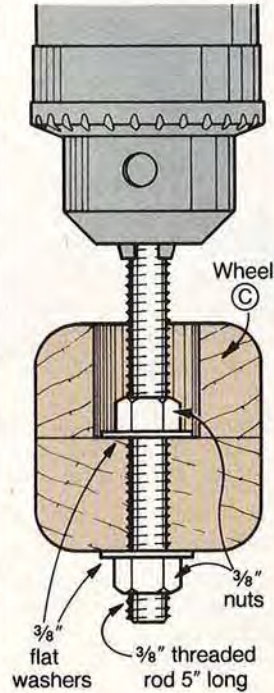
5 Fasten a wheel to a 5"-long piece of 3/8"-threaded rod where shown on the drawing at right. Chuck the assembly into your drill press. With 80-grit sandpaper, sand the wheels smooth (we used a sanding block). Sand a 3/8" round-over along the

outside edges. With the drill press stopped, check the sanded round-overs for uniformity with a 3/8" round-over bit as shown at right. Finish-sand with finer grits of paper. Repeat the process for the remaining wheels.

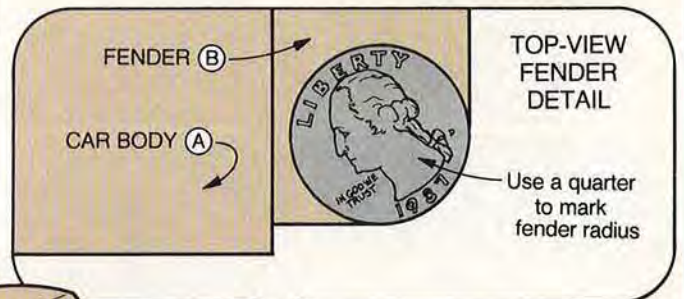
6 From 3/8" dowel stock, cut two axles 4 3/8" long each. Glue one axle, flush with inside edge of the 1" hole, to each wheel. (See the Exploded-View Drawing for reference.) Insert the axles through the car body, and glue on the other two wheels so the wheel-axle assemblies rotate easily.

APPLY THE FINISH AND HEAD FOR THE DUNES

1 Apply two coats of clear finish. (We found that an oil finish tends to pick up too much dirt over time, but, paint, lacquer, or polyurethane work well.) Now, watch a deserving youngster's imagination run wild. 🌲



When sanding the band-sawed wheels to shape on the drill press, check round-overs with a 3/8" round-over bit for uniformity.



Sand a radius on the outside corners of fenders.

3/8" round-overs

3/8" dowel 4 3/8" long

Fender location

7/16" hole

7/16" holes 1/4" deep

3/8" dowel 4 3/8" long

3/8" dowel is flush with bottom of 1" hole

1" hole 1 1/16" deep with a 3/8" hole centered inside

3/8" round-over

Bill of Materials

Part	Finished Size			Material	Qty.
	T	W	L		
A	2 1/8"	3 1/2"	5 3/4"	pine (laminated)	1
B	1 1/16"	1 3/4"	5 3/4"	pine	2
C	2 1/8"	2 1/8" diam.		pine (laminated)	4

Supplies: 3/8" dowel stock, spray adhesive, finish, wax, 0000 steel wool, 3/8" x 5"-long threaded rod with two 3/8" nuts and flat washers for sanding arbor.

Project Design: James R. Downing Photographs: Jim Kascoutas Illustrations: Kim Downing; Mike Henry



ONE

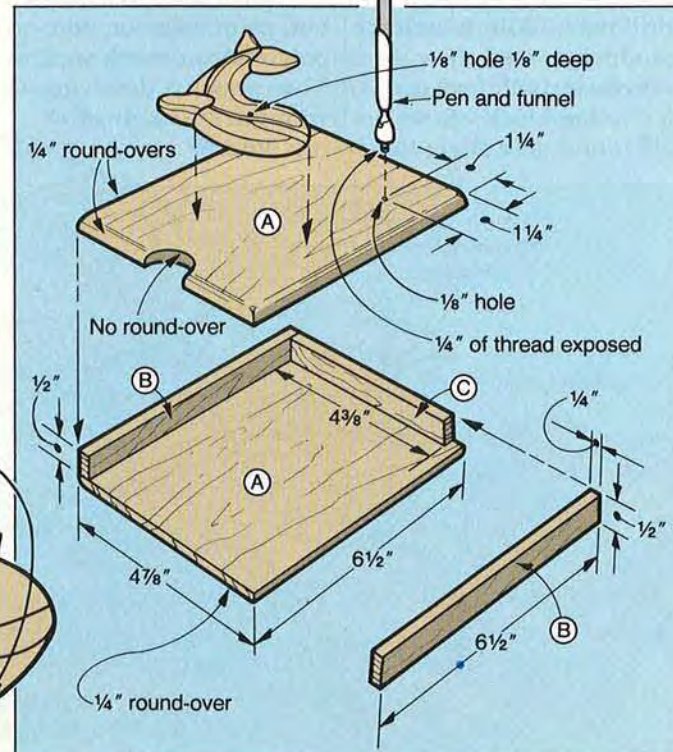
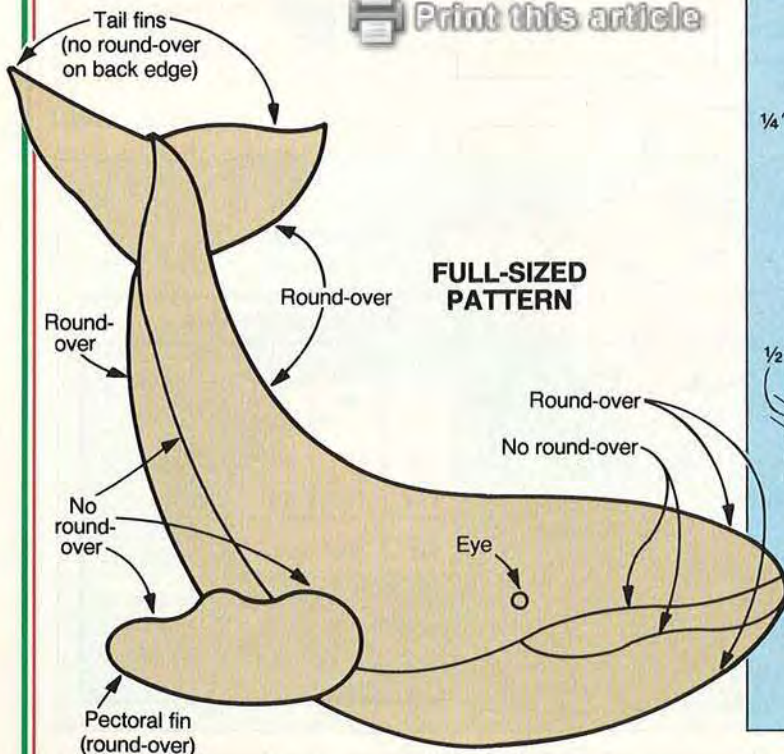
START WITH THE NOTEPAD BOX

Note: You'll need thin stock for this project. You can either resaw or plane thicker stock to 1/4" thick.

1 To form the box top and bottom (A), cut a piece of 1/4" oak to 4 7/8" wide by 14" long. (We planed down a 1/2"-thick oak board.) Draw a perpendicular line across the board 6 1/2" from one end; then mark the center of the line. Bore a 1" hole at the centerpoint.

2 Cut the 1/4" board in two as shown in the photo far right. (We set a stop 6 1/2" from the inside edge of the saw blade when cutting the top to length.) Save the 6 1/2"-long oak piece for the box top. From

Print this article



WHALE OF A NOTEPAD HOLDER

the remaining piece, crosscut the 1/4"-thick oak box bottom to a 6 1/2" finished length.

3 Locate and drill the 1/8" hole for the pen funnel in the 1/4"-thick oak box top.

4 Cut a 1/4"-wide by 18"-long strip from the edge of a 1/2"-thick oak board. Now, cut the box sides (B) and end (C) to length from the 18" strip.

5 With the outside edges flush, glue and clamp the sides and end to the bottom piece. Later, glue and clamp the box top to the bottom assembly.

6 Sand the box smooth. Now, with a table-mounted router and fence, rout 1/4" round-overs on the top and bottom edges except at the finger notch. Finish-sand the routed box.

FORMING THE WHALE

1 From 1/4"-thick walnut, oak, and cherry, cut three pieces 4 x 4 1/2" long.

2 Cover one face of the oak and one face of the walnut with double-faced tape. Now, stack the three pieces together as shown on the drawing below.

Using carbon paper, transfer the full-sized whale pattern to a 4 x 4 1/2" piece of paper. Adhere the pattern to the oak with spray adhesive.

3 With a scroll saw or a band saw fitted with a 1/8" blade, cut the whale pieces to shape. Separate the pieces, and remove the tape.

4 Epoxy together all the parts for one whale, except for the pectoral and tail fins. Sand round-

overs on the whale body where shown on the Full-Sized Pattern.

5 Tape waxed paper to a piece of plywood, and hold the whale body to the plywood with a few small nails. Then, sand a round-over on the front edge of the pectoral fin, and epoxy it to the whale body where shown in the photo below. Now, sand the tail fins to shape and epoxy them to the whale body. Later, finish-sand the fins to shape. (We drum-sanded the bottom side of the tail so it wouldn't lie flat on the box.) Locate and drill a 1/8" hole for the eye.

FINAL ASSEMBLY

1 Thread the mounting screw into the bottom of the pen funnel. Using a

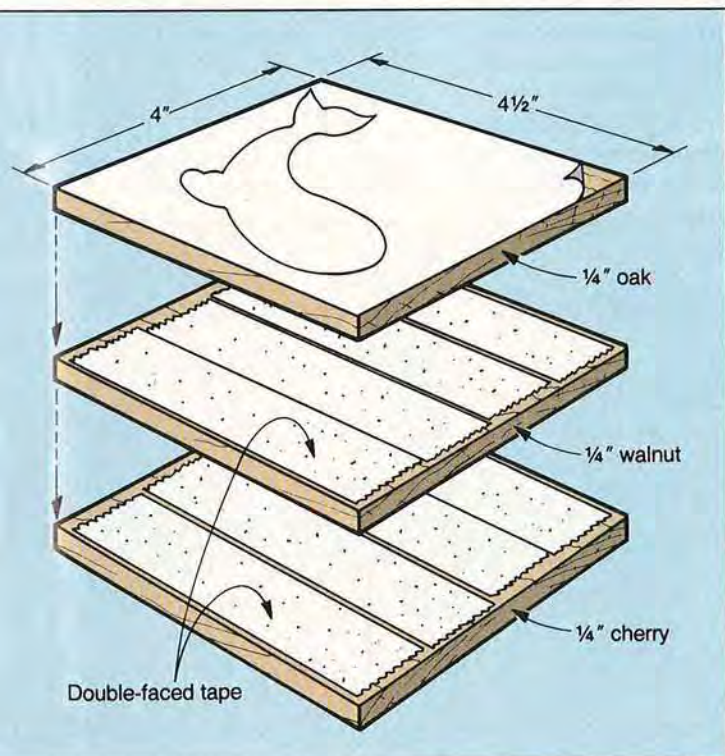
hack saw, cut the screw so only 1/4" of thread protrudes from the bottom of the funnel.

2 Epoxy the funnel with the exposed screw thread into the hole in the box top. Now, epoxy the whale to the top of the oak box. Immediately wipe off any excess epoxy around the whale.

3 Mask off the funnel, and apply a clear finish to the oak box and whale. (We used an aerosol finish.)

BUYING GUIDE

• **Pen and funnel set.** Gold-colored finish, catalog no. 6521, \$1.95 each, plus \$2.50 postage and handling per order. Meisel Hardware Specialties, P.O. Box 70, Mound, MN 55364. 🌲



Cut the oak piece in two to form the box top.



Epoxy the pectoral fin to the sanded whale body.

Project Design: Karen and August Caryl Photographs: Bob Calmer Illustrations: Kim Downing; Mike Henry

Collector's Edition

DEPTH GAUGE



FORM THE WALNUT BODY

1 Cut a piece of $\frac{3}{4}$ "-thick walnut stock to $1\frac{3}{4} \times 6$ " for the body.

2 Make a photocopy of the full-sized pattern. Using spray adhesive, adhere the paper pattern to the walnut. (You could transfer the pattern directly to the walnut with carbon paper.)

3 Mark a center point on the top edge of the walnut directly above and aligned with the $\frac{3}{8}$ " hole center point. (See the photo at *right* for reference.)

4 Drill a $\frac{3}{8}$ " hole $\frac{5}{8}$ " deep into the face of the walnut at the marked center point.

5 Thread the $\frac{3}{8}$ " cap onto the $\frac{3}{8}$ " nipple *as far as it will thread*. (See the Buying Guide for our hardware source.) As shown in the photo *below*, clamp the cap into a handscrew clamp, and file the exposed nipple


threads. (We used a dowel to hold the nipple stationary when filing.) File the threads until the nipple slides easily into the hole in the walnut.

6 Hold the nipple (cap still threaded on) with a pair of pliers, and *rotate the cap 2 turns counterclockwise*. Push the nipple and cap into the $\frac{3}{8}$ " hole in the walnut. Drill a $\frac{5}{32}$ " hole through the assembly as shown in the photo *below*.



▲ Center a $\frac{5}{32}$ " bit over the walnut, and drill through the walnut and brass nipple.

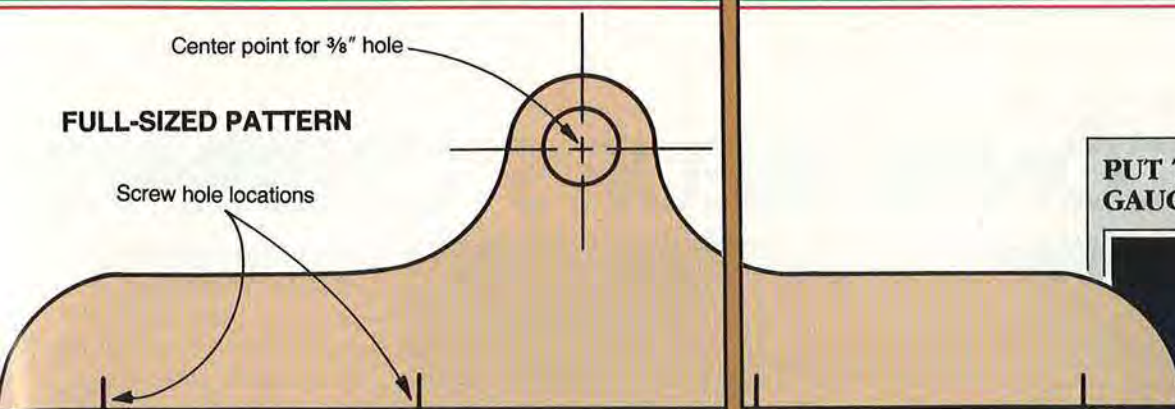
You're not likely to misplace this shop heirloom. In fact, you may want to build several of these simple, yet elegant depth gauges; they make excellent gifts. Used for measuring dadoes, mortises, and other recesses where an exact reading is critical, this is one high-quality measuring tool.

 Print this article

Hold the cap in a small handscrew clamp, and file the nipple threads for easy insertion into the walnut body. ▶



FULL-SIZED PATTERN



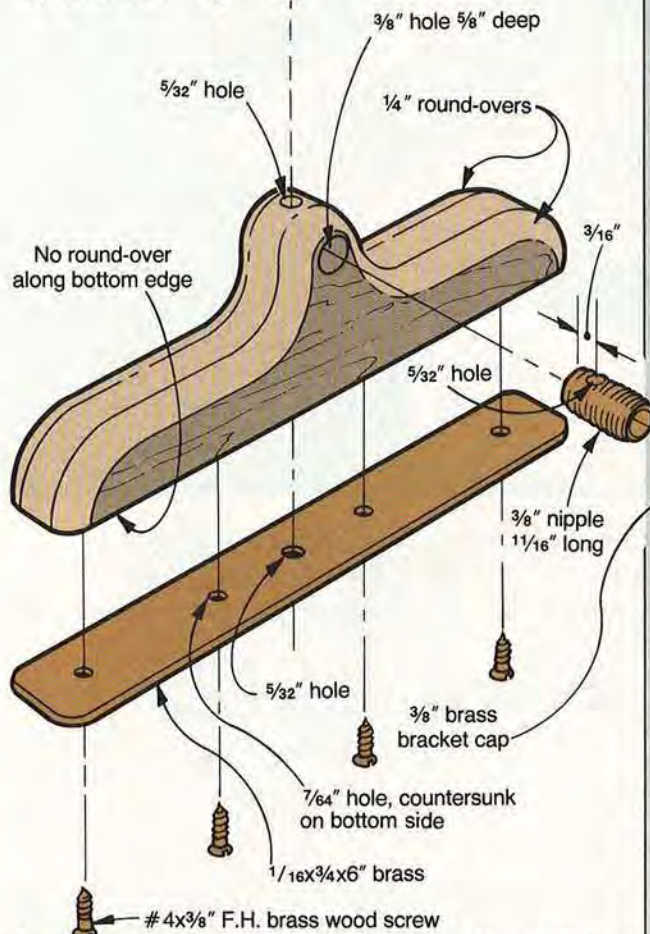
7 Remove the nipple and cap from the walnut body. Do not remove the paper pattern.

ADD THE BRASS BASE

1 Crosscut a piece of $\frac{1}{16} \times \frac{3}{4}$ " brass to 6" long.
2 Use double-faced tape to adhere brass to the bottom of the body. Using the screw-hole location lines on the pattern, drill and countersink $\frac{7}{64}$ " holes through the brass. Switch bits and drill $\frac{5}{64}$ " pilot holes $\frac{5}{16}$ " deep into the walnut. (We held the walnut firmly in a handscrew clamp when drilling the holes.)

FINAL ASSEMBLY

1 Remove the brass strip and nipple assembly from the walnut. Band-saw the walnut body to shape, and sand the cut edges smooth. Rout a $\frac{1}{4}$ " round-over along the top edges. To keep your fingers safely away from the router bit, hold the walnut body firmly in a handscrew clamp. You'll have to stop, reposition the clamp, and continue routing. Remove the remaining paper pattern.
2 Screw the brass strip to the bottom of the walnut. File and sand the edges of the brass strip even with the rounded-over edges of the walnut.



Using the previously drilled $\frac{5}{32}$ " hole in the walnut body as a guide, drill a $\frac{5}{32}$ " hole through the brass for the rod.
3 Sand the depth gauge smooth. Mask the brass and apply the finish to the walnut. Cut a piece of $\frac{1}{8}$ " brass rod to 6" long.

BUYING GUIDE

• **Depth gauge kit.** $\frac{3}{8}$ " brass cap, $\frac{3}{8}$ " nipple $1\frac{1}{16}$ " long, $\frac{1}{16} \times \frac{3}{4} \times 6$ " brass strip, $\frac{1}{8}$ " brass rod 6" long, 5— $\#4 \times \frac{3}{8}$ " F.H. brass wood screws. \$6.50 ppd. Albright Lighting, 3029 Ingersoll Ave., Des Moines, IA 50312. ♣

PUT THE DEPTH GAUGE TO WORK



Thread the cap onto the nipple, and insert the nipple into the walnut. Align the $\frac{5}{32}$ " hole in the nipple with the hole in the walnut. Insert the $\frac{1}{8}$ " brass rod.

Position the depth gauge over the depression you wish to measure. Push the brass rod to the bottom of the depression. Tighten the cap on the nipple. The cap will pull the nipple forward and lock the brass rod in place. Finally, measure the length of brass rod protruding from the bottom of the gauge to determine the depth.

Note: If you do a lot of turning, you may want to make a larger version for checking the depth of bowls. To do so, increase the length of the walnut body, brass strip, and brass rod.

Project Design: James R. Downing
 Photographs: Hopkins Associates; Jim Kascoutas
 Illustrations: Kim Downing; Bill Zaun

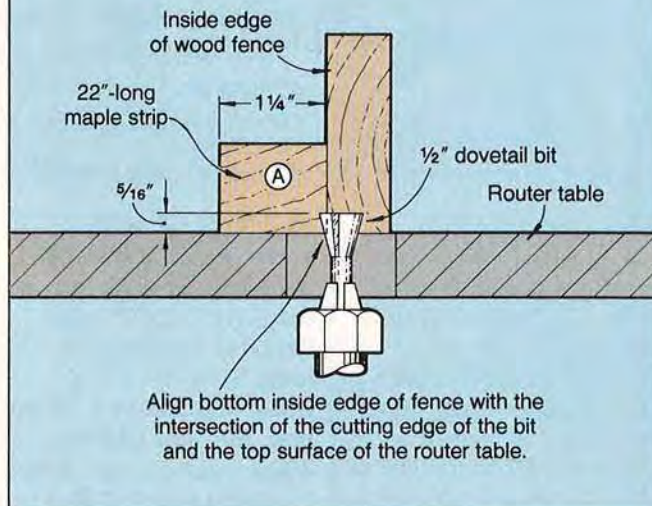
FOR PLAYERS WHO EXPECT THE BEST

THE CONNOISSEUR'S CRIBBAGE



Even a busy guy like Santa can't resist playing cribbage on this laminated game board. After you've played the last hand, you can open the sliding door—hidden on the board's bottom side—to conveniently store a deck of cards and the pegs.

ROUTING THE DOVETAIL RECESS



CUT THE BOARD PIECES TO SIZE

1 Cut one piece of $1\frac{1}{16}$ "-thick maple ($\frac{3}{4}$ stock) to $1\frac{1}{4}$ " wide by 22" long. Later, you'll cut the maple in half to form the two streets (A).

2 Cut a piece of $\frac{3}{4}$ "-thick walnut to $2\frac{5}{8} \times 10$ " long for the center strip (B). (We used a piece of highly figured walnut.)

3 From $\frac{1}{2}$ " or $\frac{3}{4}$ " walnut stock, cut a piece to $2\frac{13}{16} \times 12$ " for the sliding door (C) and the doorstep (D). Plane or resaw the piece to $\frac{5}{16}$ " thick for parts C and D.

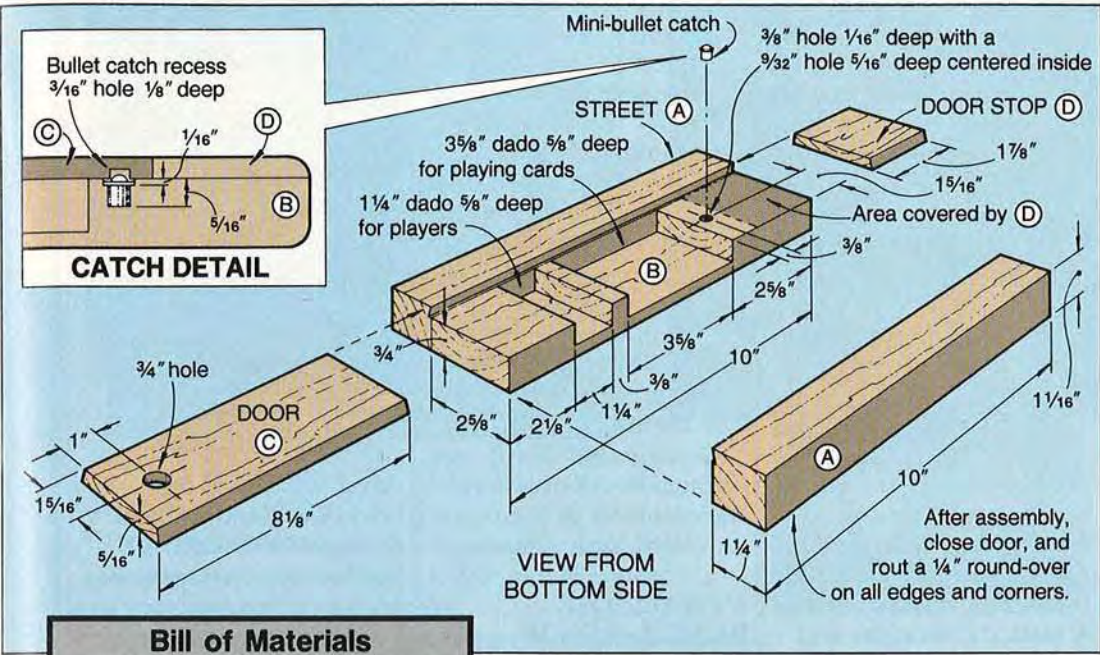
MACHINE THE MAPLE STREETS

1 Chuck a $\frac{1}{2}$ " dovetail bit into your table-mounted router. Position the bit and router table fence where shown on the drawing at *left*. Start the router, and rout along one edge of the 22"-long maple strip.

2 Crosscut two 10" maple streets from the 22"-long strip. With double-faced tape, tape the two 10" strips together side by side with the routed areas facing each other. Now, cut out or make a photocopy of the full-sized Hole Pattern on the opposite page. Apply spray adhesive to the back side of the pattern, and stick it to one of the maple streets.

3 Use a try square to mark lines through the hole center points and across the other maple street where shown on the photo at *right*.

BOARD



Bill of Materials

Part	Finished Size*			Material	Qty.
	T	W	L		
A*	$1\frac{1}{16}$ "	$1\frac{1}{4}$ "	10"	maple	2
B	$\frac{3}{4}$ "	$2\frac{5}{8}$ "	10"	walnut	1
C*	$\frac{5}{16}$ "	$2\frac{13}{16}$ "	$8\frac{1}{8}$ "	walnut	1
D*	$\frac{5}{16}$ "	$2\frac{13}{16}$ "	$1\frac{7}{8}$ "	walnut	1

*Parts marked with an * are cut larger initially, and then trimmed to finished size. Please read the instructions before cutting.
Supplies: spray adhesive, finish.

4 Chuck a $\frac{1}{8}$ " brad-point bit into the drill press. Position the center of the bit directly over one of the center points in the outer row on the pattern. As shown in the photo at right, clamp a fence (we used a straight board) to your drill press table so you can drill all the holes in the outer row in a straight line. Mark a line on the fence directly behind the bit where shown in the photo.


5 Drill $\frac{1}{8}$ " holes $\frac{1}{4}$ " deep to complete the outer

Continued



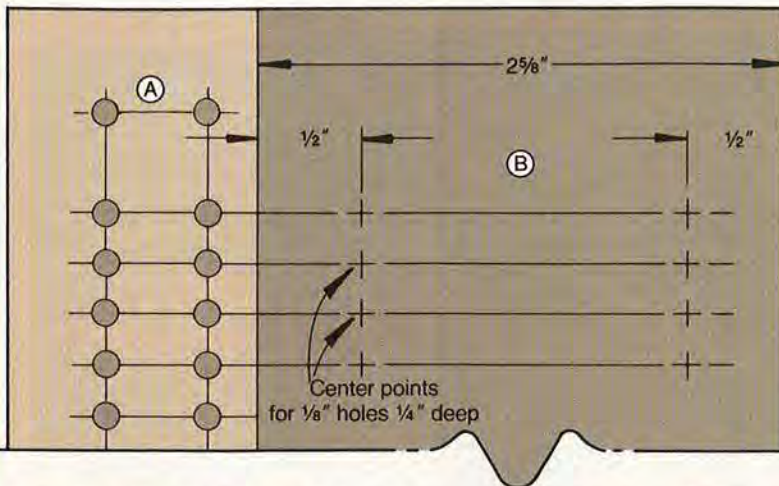
Use the fence and marked lines to drill evenly spaced player holes in straight rows.

Drill $\frac{1}{8}$ " holes $\frac{1}{4}$ " deep at marked center points.

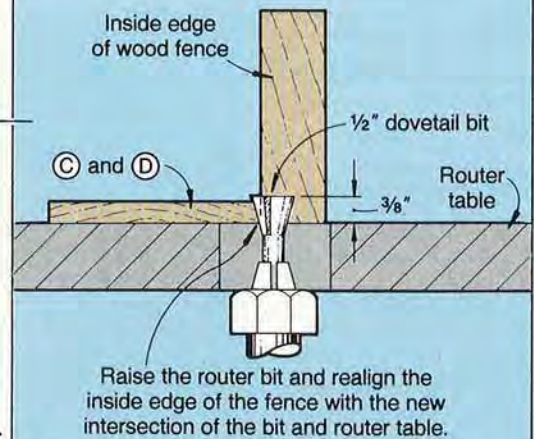


CRIBBAGE BOARD

FULL-SIZED PATTERN OF CENTER STRIP AND SIDE STREET



ROUTING THE DOOR AND DOOR-STOP STRIP



row. (We used the depth stop on our drill press to ensure consistent hole depths.) Without moving the fence, turn the maple lamination end for end and drill the other outer row of holes.

6 Realign the bit with a center point in the inner row, and position the fence. Next, drill the holes for the two inner rows. Separate the streets and remove the tape.

NOW, HOLLOW OUT THE CENTER STRIP CAVITIES

1 Using the dimensions on the Exploded-View Drawing on the previous page, mark the locations, and cut the dados for the playing-card and player cavities. Sand the bottoms of the dados.

2 Mark the center point, and drill the holes for the bullet catch. (See the hole sizes on the Exploded-View Drawing and accompanying Bullet Catch Detail.)

3 With the bottom surfaces and ends flush, glue and clamp the center strip between the

maple streets. Wipe off the glue squeeze-out immediately with a damp rag. Let the glue dry and then remove the clamps.

4 Mark the location, and drill the eight holes for the game score tracks where shown on the drawing *above*.

MAKE THE DOOR AND DOOR STOP

1 Reposition the dovetail bit and router table fence where shown on the drawing *above right*. Rout along both edges of one of the 3/16" walnut strips where shown on the drawing. Check the fit of the test strip between the dovetail grooves in the laminated board. If the thin strip is too wide, sand or plane one edge slightly, and rerout the edge until the piece slides easily.

2 Cut the door (C) and door stop (D) to length from the 12"-long piece.

3 With the ends flush, glue the doorstop to the center strip.

4 Backing the stock with scrap to prevent chip-out, drill a 3/4" finger hole

through the door where dimensioned on the Exploded-View Drawing.

INSTALL THE BULLET CATCH

1 Press the bullet catch into the hole in the center walnut strip.

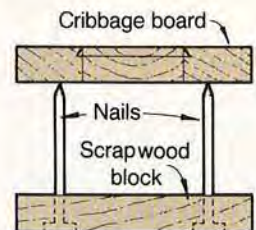
2 To locate the bullet catch recess in the door, slide the door open and shut several times. Remove the door, and drill a 3/16" hole 1/8" deep at the end of the indented line scribed by the bullet catch. See the Bullet Catch Detail.

FINISHING UP

1 Slide the door in place, and sand the cribbage board smooth. Now, rout a 1/4" round-over along all edges and corners. With the door in place, sand cribbage board smooth.

2 Apply the finish. (For an even finish, we pounded nails through a scrap of wood where shown in the drawing *above right*. Then, we positioned the cribbage board upside down on the nails and sprayed on the finish. After the finish

dried, we turned the board over, and sprayed the top of the board. To prevent the playing holes from clogging, we used an aerosol finish.) Apply paraffin to the edges of the dovetailed lid for a smooth slide. Finally, read 'em and weep.



BUYING GUIDE

• **Cribbage board kit.** 10 black-, 10 red-, and 10 natural-colored wood players, 5 mini-bullet catches (enough for 5 boards), catalog no. 7672, \$5.30 per kit plus \$2.50 postage. Add \$5.79 for a 16-oz. can of spray adhesive. Meisel Hardware, P.O. Box 70, Mound, MN 55364. ♣

Project Design: James R. Downing
Photographs: Bob Calmer;
Hopkins Associates
Illustrations: Kim Downing;
Bill Zaub

HEIRLOOM TREE ORNAMENTS

SIMPLE TURNINGS À LA MICHAEL MODE



Michael Mode

Another in a collection of patterns from the nation's top woodturners.

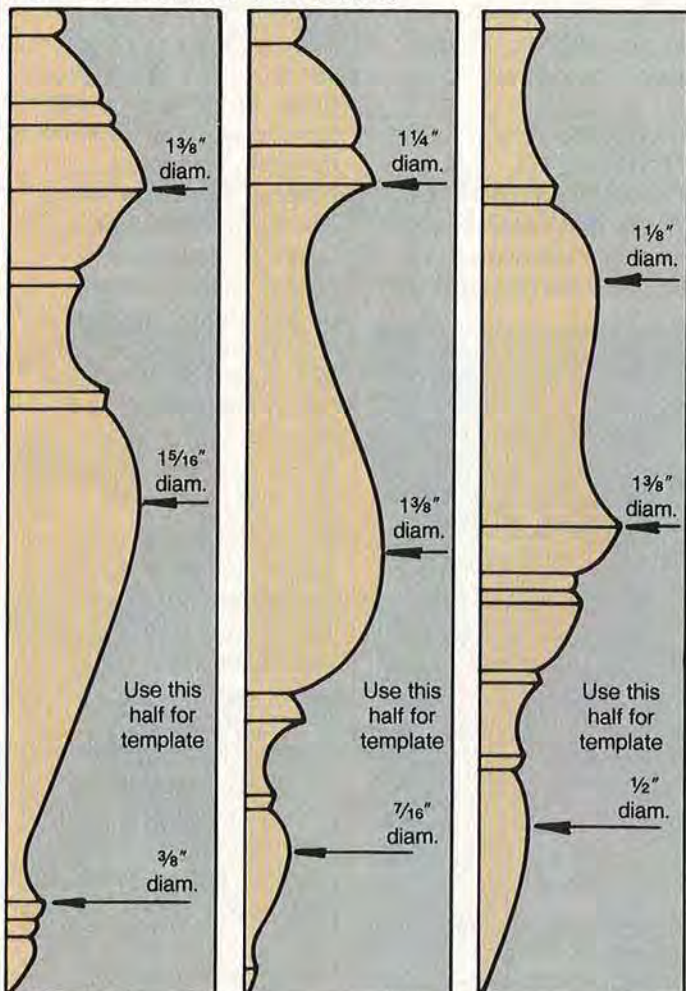
Michael Mode's wife, Kathryn, had a simple request just before Christmas, 1983, "Why not turn a few ornaments to decorate the tree?" Being a dutiful husband, this creative Zionsville, Pennsylvania, turner went to the shop and emerged a few hours later bearing gifts like the ones shown here. Since then, Mike has turned at least 8,000 ornaments to add to his crafts-fair inventory. Here's how he turns and paints these lovely tree trimmers.

TOOLS OF THE TRADE

Mike employs four turning tools to make the ornaments: a 1" gouge to turn the blank round; a 1/2" gouge to refine the shape; a 3/8" fingernail gouge for the beads, coves, and hollows; and a 1/2" skew, for the tapers, broad convex shapes, and deep valleys.



FULL-SIZED HALF PATTERNS



TURNING THE STOCK TO SHAPE

Begin with a piece of yellow poplar 1 3/4" square by 6" long. Find center on one end, drill a pilot hole there, and mount the stock to a screw center. To avoid hitting the center when turning, leave a small waste block next to the faceplate.

After making numerous ornaments, Mike has several tips. "First, partially turn the bottom—the portion farthest from the headstock," instructs Mike. "Then, work on the middle and the top. Finally, repeat the process starting at the bottom again. If you turn one area completely, the ornament may get too thin and snap. If you don't have a screw center, turn the ornament between centers with the top (screw-eye end) against the tailstock. The

tailstock center mark will eventually become the point of insertion for the screw eye." Use the full-sized patterns to turn your own ornaments.

SAND AND PAINT

Sand the piece with 220-grit paper, and paint the ornament on the lathe, with the lathe running at around 600 rpm. Mike has had the best luck with stiff-bristle brushes, about 1/4" long by 1/4" wide. "I use water-based acrylic paints of thick consistency, about like cream. Apply the paint heavily, just short of the coloring flying off."

After the paint dries, remove the ornament from the lathe, and cut off the scrap end. Sand and paint the ends. Finally, insert a small screw eye and hang.

Print this article


Photographs: Bob Calmer; David Haas Illustrations: Kim Downing; Bill Zaun

CARVE FATHER CHRISTMAS

An Old World yuletide symbol by Harley Refsal



One in a collection of regional patterns from the nation's top carvers

 Print this article



Harley Refsal

Carver Harley Refsal makes his home in Decorah, Iowa, historic gateway for Scandinavian immigrant pioneers of the upper Midwest. Born in Minnesota of a Norwegian farm family, Harley knows firsthand the rural folk he likes to carve in caricature.

His rough-surfaced carving style lends itself well to the rough-hewn individuals who broke prairie ground. Harley calls the style "flat-plane" carving because it leaves

the flat plane of each cut on the wood. "With this style," Harley explains, "a few lines and cuts can say a great deal."

At Christmas, Harley delves into his Scandinavian heritage to carve seasonal symbols. His favorite yuletide carving is Father Christmas. "Historically, the figure belongs to many Old World countries," he notes.

"Father Christmas is not Santa Claus bearing gifts, but a spirit of love, goodwill, and caring."

The *WOOD*® staff whittled Father Christmas at a workshop taught by Harley. The results were so pleasing we thought we'd share the pattern.

CARVING AND FINISHING FATHER CHRISTMAS


Harley carves air-dried northern basswood that he often harvests himself

from the nearby wooded hills and valleys. This figure requires a 3x3x7" block of basswood or other paintable wood.

"The object is to carve the square block into a cylindrical shape," Harley says. "Pencil in a circular guideline on the base to follow. When you get to the arms, forget about roundness! The line from elbow to coat cuff on each must be straight."

Texture the figure's beard and mustache with a narrow-angled V-tool. To give the fur trim a different look, switch to a small gouge.

Norma, Harley's wife, finishes his carvings. She thins acrylics to a wash consistency and brushes them on. "This method lets the wood-grain show through," explains Harley. "For a shadow effect, dip the colored figure in a mixture of boiled linseed oil and amber artist's oil color — about one teaspoon color to a quart of linseed oil. When it's dry, buff the carving with a wool sock for an old, well-handled look." ♣



For a full-sized carving pattern, send a self-addressed, stamped, business-sized envelope to:

FATHER CHRISTMAS CARVING PATTERN, *WOOD*® Magazine, Locust at 17th, Des Moines, IA 50336.

Offer expires April 30, 1989.

Design: Harley J. Refsal
Photographs: Jim Elder; Jim Kascoutas

NEW from Penn State Industries... a supplier of quality products for over 40 years

Professional quality, precision . . .

Super 15" Scroll Saw

Comparable value over \$500
 Only ~~\$139.95~~ shipped ready to run

ON SALE
\$129.⁹⁵
 Order Toll Free

NOW!! includes \$37.00 free accessories

This versatile machine makes cutting intricate wood patterns easy — great for making toys, jewelry, puzzles, fretwork, etc. The blade is driven on both up and down stroke with a smooth cutting parallel rocker arm system. This system avoids blade breakage and creates a smooth finish that virtually eliminates sanding. Our saw is easy to use and is made with a cast construction that insures durability. We fully support our product with replacement parts and repairs if needed. Thousands of satisfied customers use our saw world-wide.



Dear Penn State:
 "My SUPER Scroll Saw was delivered two days ago and it performs like the neighbor's \$700 one. I'm delighted."
 Mrs. S.A. Swartz
 White Cloud, KS

"I am thrilled with the performance as is my wife who has operated it more than I have. As a special automatic machine designer for the last 40 years, I feel that I am qualified to compliment you on a well-designed machine."
 C.M. Smeigh
 Ft. Worth, TX

The Editor
 The Woodworker's Journal
 "Kudos for the folks at Penn State Industries for value and customer service! When I contacted them concerning a minor problem, replacements were rushed out to me the same day."

As an amateur woodworker, I was pleased to find that lower priced, well made equipment is available from people who are willing to stand behind their products.
 A. Mortenson
 New Milford, CT

SPECIFICATIONS:

- Cast iron construction
- Throat depth — 15"
- Max. depth of cut — 2"
- Cuts per minute — 1650
- Weight — 43 lbs
- Motor — Heavy duty totally enclosed fan cooled 110V - 120V UL listed, ball bearing — induction motor
- **Dust Blower (Optional - Add \$15.00)**
- Use standard 5" blades
- Stroke length — 3/4"
- Table Tilt — 0 - 45°
- Table Size — 8" x 17"

PENN STATE INDUSTRIES - W

2850 Comly Road • Philadelphia, PA 19154
 800-288-7297 (Ext. 28) • 215-676-7609 (Ext. 15)

* Add \$15.00 for Blower Option • Visa, MasterCard, Check or Money Order Accepted
 Add \$10.00 for shipping in Continental U.S. • Pennsylvania residents add 6% sales tax

30 Day Money Back Guarantee
 1 year warranty parts/labor

FREE:
 12 Blade Assortment.....\$3.50 value
 Extra Blade Holder Set..... 8.50 value
 Plastic Lettering Guide Set & Patterns..... 25.00 value
FREE ... \$37.00 VALUE

Cascade Precision Tool Co.

Box 848, Mercer Island, WA 98040

PREMIUM QUALITY **S** CARBIDE TIPPED ROUTER BITS AND SHAPER CUTTERS — CUSTOM WORK A SPECIALTY

SEND FOR OUR 12-PAGE CATALOG FEATURING A GREAT SELECTION LIKE:

13 great 6-pc. cabinet sets including these popular profiles:



- 3mm CARBIDE • 3/4" BORE with 1/2" bushing **\$179.95**
- 1 1/4" BORE with 1" bushing **\$249.95**

CARBIDE TIPPED SHAPER CUTTER PANEL RAISER — 3 WING, 5 PROFILES, 3MM THICK CARBIDE
\$69.95

- 4-5/8" O.D. with 3/4" BORE (1/2" BUSHING)
- 5-1/2" O.D. with 1-1/4" BORE (1" BUSHING)

BEX AIR STAPLER or NAILER with 5,000 staples or nails **\$99.95**

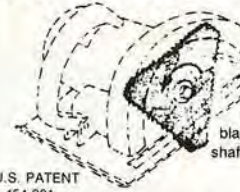
SOLID CARBIDE SPIRAL BITS **\$15.00 each**

Bull Noses			Roundovers		
PART NO.	A	PRICE	PART NO.	A	PRICE
*SY9-1	1/4	\$12	S502Y	1/16R	\$11
*SY9-1 1/2	1/4	\$12	S504Y	1/8R	\$11
*SY9-3	3/8	\$14	S506Y	3/16R	\$11
*SY9-3 1/2	3/8	\$14	S508Y	1/4R	\$11
SY9-4	1/2	\$14	S510Y	5/16R	\$12
*SY9-4 1/2	1/2	\$14	S512Y	3/8R	\$14
SY9-5	5/8	\$15	S516Y	1/2R	\$16
*SY9-5 1/2	5/8	\$15	*S516Y 1/2	1/2R	\$16
SY9-6	3/4	\$15	*S520Y 1/2	5/8R	\$20
*SY9-6 1/2	3/4	\$15	*S524Y 1/2	3/4R	\$20
*SY9-8 1/2	1	\$17	*S528Y 1/2	7/8R	\$34
*SY9-9 1/2	1-1/8	\$25	*S532Y 1/2	1R	\$34
*SY9-10 1/2	1-1/4	\$30	*S536Y 1/2	1-1/4R	\$40
*SY9-11 1/2	1-1/2	\$38			

CAS-15 \$495.00 (Freight included)

- 1 1/2" HP, 2 speed, Reversible
- 3/4" and 1/2" spindles
- 1.2" vertical spindle travel • Holddown clamps
- Individual fence assembly adjustment
- 1/2" and 1/4" router collets
- Mitre dovetailed into table

MIRACLE SAW BLADE



The MIRACLE SAW BLADE fits on any portable electric saw with 7/4" circular blade capacity and 5/8 inch shaft.

U.S. PATENT 4,454,901

This MIRACLE SAW BLADE cuts circles, curves and goes frontwards, sideways or backwards, on wood, processed and artificial wood.

For the homeowner, contractor, builder, craftsman, boat builder, plumber, electrician, airconditioning and heating installer.

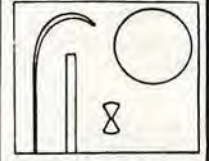
Acts like a router, a saw blade, a planer, a dado. Maximum depth of cut is 1 3/4. Can be resharpened.

MIRACLE SAW BLADE(S) at \$11.95. (Inc. packaging & shipping).

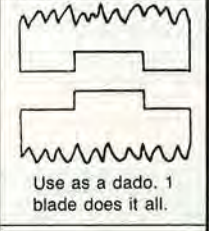
- Check or money order
- VISA Mastercard

_____ Exp. _____
 Signature _____
 Name _____
 Address _____
 City _____
 State _____ Zip _____

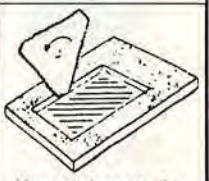
INTERMEDIA PRODUCTIONS, INC.
 P.O. Box 2000
 East Falmouth, MA 02536
 Toll Free: 1-800-446-0133
 * Allow 2-5 weeks for delivery.



Typical shapes and cuts possible with the MIRACLE SAW BLADE.



Use as a dado. 1 blade does it all.
 Use as a router. Saw cuts sideways.



Use as planer to thin wooden panel, up to 1 3/4" in depth, unlimited width.

CALL TOLL FREE
 1 800 235-0272

FACTORY DIRECT CLOCKS AND FURNITURE



Do-It-Yourself Kits or Assembled and Finished

- Grandfather Clocks, Mantel and Wall Clocks
- Cabinets, Chests, Tables, Chairs, Desks...and more!
- Solid 3/4" Black Walnut, Cherry, or Oak
- Heirloom Quality
- Solid Brass West German Movements and Dials
- Money Back Guarantee



SEND \$1 FOR COLOR CATALOG

EMPEROR CLOCK COMPANY

World's Largest Manufacturer of Grandfather Clock Kits
Dept. 2901, Emperor Industrial Park
Fairhope, Alabama 36532 • Phone 1-205-928-2316

I am interested in

Do-It-Yourself Kits Finished Clocks Finished Furniture

Name _____

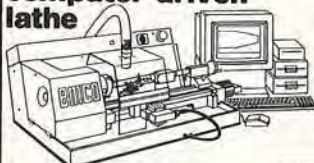
Street _____

City _____

State _____ Zip _____

(Please Print)

Make Profitable Wood Projects at home with a personal computer-driven lathe



EMCO MAIER COMPACT 5 PC Woodworker

- Part repeatability for look-a-like parts
- Complex contouring, I.D. boring, etc., can all be easily programmed
- Simple menu-type software with color graphics simulation print/plot, editing capabilities

Emco Maier Corporation
2757 Scioto Parkway
Columbus, Ohio 43026

1-800-841-0626

(In Ohio 614/771-5991)

Sleeveless DRUM SANDER

Uses regular sandpaper — no pre-made sleeves to buy!



Lifetime Guarantee

USE ON:
Drill press, motor, lathe,
combo-tools, radial saw, drills.

Twist of key tightens sandpaper to drum. Rubber backing insures long sandpaper wear.

- 1" x 3" long\$13.95
- 2" x 3" long\$15.95
- 2 1/2" x 3" long\$16.95
- 3" x 3" long\$17.95
- 1" and 2 1/2" above\$27.95
- Set of 4 above\$56.95
- 3/4" x 3" long\$14.95
- 2 1/2" x 4 1/2" long\$21.95
- 3" x 4 1/2" long\$23.95
- 2 1/2" x 6" long\$25.95
- 3" x 6" long\$27.95

AVAILABLE WITH:
• 1/2" bore with 1/2" or 1/4" shaft
• 1/2-20 RH thread (except 3/4" x 3")
• 3/8" bore (except 3/4" x 3" and 2" x 3")

M.C. Visa, Check or Money order to:
SINGLEY SPECIALTY CO. INC.
P.O. BOX 5087B, GREENSBORO, N.C. 27403
CALL: (919) 852-8581

MAKE THESE ON YOUR WORKSHOP DRILL PRESS OR RADIAL ARM SAW



Model DP-1 for Drill Press
\$32.00



Model RS-1 for Radial Saw
\$35.00
(State Make, Model, Shaft Dia.)



(Outside U.S. Pay \$1.00 More)
OKLA. Pay 7% State Tax
\$2.50 Shipping & Handling Chg.

Wagner

SAFE-T-PLANER

... Absolutely Safe!
IMPOSSIBLE TO GRAB OR KICK BACK!

Planes, Rabbits, & Tenons, makes Drawer Fronts and Panel Edges

...make picture frames, drawer fronts, panels, tapered legs, rosettes, in hundreds of variations! Planes parallel with micrometer precision producing a satin smooth surface. Units include 3 lifetime hi-speed steel cutters, grinding wheel, arbor, wrench and complete photo instructions. Satisfaction guaranteed or your money back.

— SHOP TESTED BY PROFESSIONALS —
Order Direct — Write for FREE LITERATURE

G & W TOOL CO.

P.O. BOX 691464 — TULSA, OK 74169

SCROLL SAW LETTERS EASILY...



...with Lettering Layout Guides!

- Excalibur Scroll Saws
- Freedom Tools
- Mill—Route System
- Scroll Saw Accessories
- Mill—Route System

Make Name Plates, Signs, Gifts and more.

Our unique Lettering Guides are available in many styles and sizes to suit your needs. Upper and Lower Case Script and Block Styles...and numbers too. Send \$1.00 for brochure and prices to:

SEYCO SALES

1414 Cranford Drive
Box 472749
Garland, Texas 75047



FULL SIZE WOODCRAFT PATTERNS

SIMPLE TO MAKE ★ FUN ★ PROFITABLE

- 200 pattern packet for scroll, band & jigsaws
- "Country Critters"-100 patterns, unique projects
- 6 enjoyable "Wind-Action" whirlingigs
- "Country Classics"- best selling country projects
- 100 yard ornaments, animals, birds and more
- 17 "Show Stoppers" - craft show best sellers

Send \$7.00 per blueprint packet or choose any 3 FOR ONLY \$14.00.

Fast Service • Satisfaction Guaranteed!

ACCENTS Dept. MA118, Box 7387, Gonic, NH 03867

Catalog of 1000 patterns - \$1.00 (Free with order)

Wood Moisture Meter

- Avoid Moisture Problems
- Protect your Masterpiece

MINI LIGNO

Incl. Case, Batteries and Pins for 3/4" and 7/8" Measuring Depth,

only **\$110**

also from Lignomat:
MINI-LIGNO E
Range: 6%

Easy-to-use, sturdy instruments for the professional woodworker or serious hobbyist. Great for lumber, veneer, fiberboards. Ask for free catalog on the complete line of moisture meters and accessories for kiln drying.



Lignomat USA Ltd.

503-257-8957 800-227-2105

P.O. Box 30145th
Portland, OR 97230

Thin HARDWOOD—Priced Right

Clear • Kiln Dried • 2 Sides Surfaced
3" to 10" Widths • 3' to 7' Lengths
20 Sq. Ft. Packs • Random Widths & Lengths
1/8" & 3/16" is 18" to 48" L.

	1/8"	3/16"	1/4"	3/8"	1/2"	3/4"
Red Oak	\$32	\$33	\$34	\$38	\$42	\$62
Pecan	28	29	30	32	34	---
White Oak	32	33	34	38	42	66
Walnut	34	36	38	46	50	68
Cherry	34	36	38	46	50	68
Hard Maple	32	33	34	40	44	56
Basswood	30	31	32	38	42	52
Poplar	29	30	31	32	36	40
Hond.Mahogany	37	39	41	52	57	71
Teak	62	64	67	72	100	130
Aro.Red Cedar #1 com.-light knots	32	33	34	40	42	46

Price includes UPS delivery in Continental USA
To order circle dollar amount above.
Check or Money Order to:

HARDWOODS OF ILLINOIS
R.R. 4, Box 618 Mt Vernon, IL 62864

FREE



48 page catalog for
decoy carvers
wood carvers
wood turners

ORDER TODAY
1-800-221-9474 OR WRITE TO:

P.C. ENGLISH, INC.
P.O. Box 580, Dept FD12, Thornburg, VA 22565

WOOD TOY

- ★ Patterns
- ★ Parts
- ★ Wheels
- ★ Many New Patterns to Choose from.
- ★ Executive toys

SEND \$1.00 FOR NEW CATALOG & RECEIVE COUPON FOR FREE WHEELS & AXLE PEGS.



toys and joys

Box 628W Lynden, Wash. 98264

CARVE A SANTA FOR CHRISTMAS

If you'd like to try carving, and you enjoy making your own Christmas decorations, why not grab a block of wood, a knife, and a little advice from Ron Ransom and do something about it.

Here's an easy introduction to wood carving that the old elf himself might even enjoy. The three-piece set includes Ransom's 1987 book, *Santa Carving*, a carving knife, and a block of basswood.

The block comes precut to just the right stage of preparedness for a beginner and the book features simple instructions and illustrations. Upon successful completion of the first Santa carving—mine took 35 hours but was all fun—Ransom encourages the novice to take the next step and design his own.

—Tested by Steve Oswalt, a Des Moines woodworker, and frequent contributor to WOOD® magazine.



Santa carving kit (item 13E70), \$17.95 ppd., from Woodcraft, Dept. WBH11D, 41 Atlantic Ave., Box 4000, Woburn, MA 01888.

A FIT BIT FOR STILE-AND-RAIL CONSTRUCTION



Amana's reversible stile-and-rail set performs well with or without a router table, although it took a little trial-and-error adjustment to get my opposing cuts to line up. But with just a little practice, it's easy to turn out classy frames or molding cuts. The carbide-tipped bit also cut a nice slot for splines and does accurate tongue-and-groove work. The

set includes three styles of blades: Roman ogee, classical, and standard, in addition to the tongue-and-groove blade.

—Steve Oswalt
Amana stile-and-rail bit set (item no. 801-566), \$196.50 ppd., from Woodworker's Supply of New Mexico, 5604 Alameda Pl., NE, Albuquerque, NM 87113; 800-645-9292.

Continued on page 88



Our 10th ANNIVERSARY Gift To You!

ACT NOW! Buy 1-Doz. Belts at 1986 Prices.

12 Get 6 Belts FREE!

(OFFER GOOD ONLY UNTIL DEC. 31, 1988. NOT VALID WITH OTHER COUPONS OR SPECIALS.)

Available in 36, 40, 50, 60, 80, 100, 120, 150, 180, 220, 240, 320 grit sizes. Please specify when ordering. We will ship an assortment of 24 Fine, Medium and Coarse unless otherwise specified. BELTS - x weight, a/o, cloth.

- 1 1/2" x 21" \$13.50/doz.
- 1" x 30" \$13.70/doz.
- 1" x 42" \$13.75/doz.
- 1" x 44" \$13.80/doz.
- 2" x 48" \$17.50/doz.
- 2 1/2" x 16" \$14.50/doz.
- 3" x 18" \$14.75/doz.
- 3" x 21" \$15.25/doz.
- 3" x 23 3/4" \$15.70/doz.
- 3" x 24" \$15.75/doz.
- 3" x 27" \$16.25/doz.
- 4" x 21" \$17.70/doz.
- 4" x 21 3/4" \$17.75/doz.
- 4" x 24" \$18.25/doz.
- 4 1/2" x 26" \$18.75/doz.
- 4" x 36" \$21.95/doz.
- 4" x 52 1/2" \$29.95/1/2 doz.*
- 6" x 48" \$27.95/1/2 doz.*
- 6" x 89" \$59.95/1/2 doz.*
- 4" x 132" \$59.95/1/2 doz.*

- * (6 FREE)
- STIKY DISC, Rugged Cloth, available in 50, 80, 120, 180, 240 grit size.**
- 6" diameter \$1.00 each
 - 8" diameter 1.25 each
 - 9" diameter 1.50 each
 - 12" diameter 2.00 each

9" x 11" PAPER SHEETS

A/O Cabinet Paper

- 50/pk. 100/pk.
- 40-D ... \$17/pk. \$31/pk.
- 50-D ... 16/pk. 28/pk.
- 60-D ... 15/pk. 26/pk.
- 80-D ... 14/pk. 24/pk.
- 100-C ... 13/pk. 22/pk.
- 120-C ... 13/pk. 22/pk.
- 150-C ... 13/pk. 22/pk.

No Load Finishing Paper

- 50/pk. 100/pk.
- 180-A ... \$11/pk. \$19/pk.
- 220-A ... 11/pk. 19/pk.
- 280-A ... 11/pk. 19/pk.
- 320-A ... 11/pk. 19/pk.
- 400-A ... 11/pk. 19/pk.

Wet or Dry S/C Paper

- 50/pk. 100/pk.
- 220-A ... \$15/pk. \$25/pk.
- 320-A ... 15/pk. 25/pk.
- 400-A ... 15/pk. 25/pk.
- 600-A ... 15/pk. 25/pk.



Our thank you for your support. We are celebrating our 10th Year supplying Belts and Sanding Accessories direct to the Woodworker.

- 2" x 2" x 6" Belt
- Cleaning Stick ... \$6.95

•MONEY BACK GUARANTEE
For Fast Delivery Call Toll Free
1-800-428-2222 (U.S.A.)
1-800-222-2292 (PA only)

INDUSTRIAL BRASIVES CO.
643-A N. 8th STREET
READING, PA 19612

SEND FOR FREE CATALOG

SHIPPING CHARGES - Min. Order \$20.00
Under \$35 add \$2.50. \$35 or more add \$4.00. PA residents add 6% sales tax.

MONEY ORDER MASTERCARD VISA CHECK

Acct. # _____ Exp. Date _____


Name _____ PLEASE PRINT

Street _____

City _____ State _____

Zip _____ DAYTIME PHONE () _____

Don't get left in the dust.



Model 50-179

Thanks to Delta, you won't. Because we're introducing a new Dust Collector that comes with power, versatility and, of course, Delta quality. Everything but a big price tag.

It features a two-stage industrial design that separates heavy grit from dust. That way, the blower only has to handle the fine dust. So your Dust Collector will work better, and last longer.



Plus the motor/blower generates an air flow four times more powerful than industrial vacuums. And the 35-gallon fire resistant drum can handle all the dust most any tool can dish out.

So make a clean sweep with the new Dust Collector from Delta. Now available at a special introductory price. Call toll-free for the name of your Delta dealer.

Delta International Machinery Corp.,
800/438-2486 (in PA, 800/438-2487).

**Building
On Tradition**
DELTA
A Pentair Company

PRODUCTS THAT PERFORM

Continued from page 87

TENON TURN-ON



Simple ideas can lead to spectacular solutions, and this idea seems so obvious that many woodturners will wonder why they didn't think of it. Undoubtedly, some shop tinkerers have invented their own versions of this combination measuring and cutting tool. However, we haven't seen a tool like this marketed before.

The problem: How to consistently turn tenons that fit a mating hole. Removing the part from the lathe to check the tenon's fit or continually measuring tenons with a caliper is time-consuming, so Iowa woodworker Rick Reeves came up with a solution: Attach an extendable cutting edge and angle iron to match the hole size.

The hefty tool performed well in our test, cutting accurate tenons with good balance. Reeves' turning tool comes in two sizes. The smallest cuts $\frac{3}{8}$ "-long tenons, from $\frac{1}{4}$ " to $\frac{3}{4}$ " in diameter. The largest cuts a $\frac{5}{8}$ "-long tenon, $\frac{1}{2}$ " to $1\frac{1}{2}$ " in diameter. Reeves makes the handles from cherry, maple, or walnut, depending on the hardwood being used in his shop at the time.

—Tested by Marlen Kemmet, *WOOD* magazine's How-To Editor and a turning enthusiast.

Reeves' Woodturning Sizing Tool; \$52.50 ppd. for the $\frac{3}{8}$ " diameter tool, \$82 ppd. for the $\frac{5}{8}$ " diameter tool, from Reeves Woodworks, R.R. 1, Marengo, IA 52301.

Furniture Restoration

Big Money in Small Business

Stripping ★ Repairing ★ Refinishing
Mirror Resilvering ★ Veneering

Earn \$200-\$1000 a day!

At home or in shop ★ Spare time, full time ★ Men or women ★ Complete training, no experience necessary ★ Simple, fast, safe, fun.

FREE CATALOG

Send \$2.00 for postage & handling to
MINUTEMAN, INC., Dept. 17,
115 N. Monroe St., Waterloo, WI 53594

CLOCK PLANS

FULL SIZE



Over 40 Styles

Build your own Grandmother, Wall, Shelf or Bracket Clocks from our plans - several Antique Reproductions included

FULL LINE of Quartz and Mechanical Movements, Hardware, Dials, Trim & Glass

Catalogue \$3.95
Refundable

SWEETHEART PRODUCTS CO.
P. O. Box 1297W
Loveland, CO 80539

DREMEL GOES CORDLESS



The high rpm of a Dremel moto-tool make it ideal for a number of carving, polishing, sanding, and drilling jobs. The cordless feature of Dremel's new Freewheeler model magnifies this versatility.

I gave the two-speed Freewheeler a full charge and got more than 30 minutes use out of it, using it first to help shape a set of cabriole legs. Before the Dremel tool, I was using a sanding sleeve chunked in a hand drill to do the job, and was amazed at how much quicker the Freewheeler did the work.

On the same charge, I polished some turning tools, and sharpened a cannulated gouge. A half hour of running time per charge appears to be about average for most uses, according to the owner's manual.

But for some heavy-duty uses, such as cutting or grinding metal, Dremel says a full charge may last only 10 minutes. Once the tool has run down, it takes three hours to fully recharge.

Accessories include cutters (high-speed, engraving and tungsten carbide), polishing points, router bits, mandrels, wire brushes, and grinding stones. A speed-setting chart in the owner's manual serves as a handy reference guide.

—Steve Oswalt

Dremel Freewheeler sells nationwide at hardware, tool, and hobby stores. The basic model 850 lists for \$71.50; the model 8500, which includes 30 accessories and a stand, lists for \$94.50.

Continued on page 91

Be Your Own Boss and Make

\$18.00 to \$30.00 AN HOUR!



Your FREE Lifetime Security Fact Kit tells you how to make \$18.00 to \$30.00 an hour in your own Foley-Belsaw Full-Service Saw and Tool Sharpening Business. Your FREE Fact Kit explains how you can:

- be your own BOSS!
- work full time or part time, right at home.
- do work you enjoy and take pride in.
- operate a CASH business where 90¢ of every dollar you take in is clear CASH profit.

And it is so easy to learn. Foley-Belsaw gives you all the facts and instructions. No experience or special training is necessary. Foley-Belsaw tells you everything you need to know to be successful.

And there's plenty of business available in your area. You will be able to sharpen all types of saws, garden and shop tools for home, farm and industry.

You will be able to set your own hours and not have to worry about layoffs and strikes. And there are no franchise fees. Any age person can succeed.

But you've got to get the FACTS before you can get started. So write NOW for your FREE Lifetime Security Fact Kit. It's yours to keep with NO OBLIGATION.

... send NOW for your FREE Lifetime Security Fact Kit!



FREE
LIFETIME
SECURITY
FACT KIT



Foley-Belsaw Co.
6301 Equitable Rd., Dept. 20745
Kansas City, Mo. 64120

YES, I want to know more!
Please rush my FREE Lifetime Security Fact Kit.

Name _____
Address _____
City _____ State _____ Zip _____
(Area Code) Phone _____



Build this 1929 Mercedes Benz SSK

for only \$19⁹⁵
including free gifts,
shipping & handling
(A \$30⁰⁰ Value)

Detailed and Designed to 1/24 of the full size original. The Mercedes Car Kit features precision cut solid hardwood parts and base, handsome brass details and name plate, automobile history card and instructions for assembly/finishing. You'll receive FREE finishing materials to complete your car kit and a Club Map Case for the history cards and your Club Membership Certificate.

The Vintage Car Club of America series spans automotive history from 1912 to 1957, including distinguished models such as the 1931 Rolls Royce Phantom, 1957 Chevy, 1929 Ford Model A and 1953 Corvette. The complete series of Vintage Car kits are not sold in hobby shops or stores and are available exclusively by mail order. Complete satisfaction guaranteed. Send for your Mercedes Benz kit today for only \$19.95 and receive a two blade stainless steel pocket knife absolutely free. If you are not completely satisfied, keep the finishing materials, map case and pocket knife, simply return the car kit for a full refund. Keep the Mercedes Benz and you will become a certified member of the Vintage Car Club of America and have the opportunity to purchase, if you wish, additional quality Car Kits on a monthly basis. However, you are not obligated to buy any additional kits — ever!

To receive this special offer, a \$30.00 value for only \$19.95, mail the coupon today.

Mail to: **Vintage Car Club of America**
Division of Craftmark, Inc. OW-03
147 Lake Street, Delaware, Ohio 43015

Please send me the Mercedes Benz and enroll me in the Vintage Car Club of America. I understand I will receive a second Vintage Car kit approximately one month after receipt of the first. Should I not be completely satisfied, I may refuse delivery of the second shipment by writing "Cancel me" on the shipping label. When I keep the second shipment, I will be a regular member and receive a different Vintage Car kit each month for \$19.95 plus \$3.45 for shipping and handling. Of course, I may return any shipment within 30 days of receipt and I am not obligated to accept any minimum number of car kits.

FREE BONUS! Act now and receive your trial size finishing kit, map case and pocket knife absolutely free.

Name _____
Address _____
City _____ State _____ Zip _____
For Ohio delivery, add 6% sales tax
 Enclosed is a check or money order for \$19.95 (includes shipping & handling)
 Please charge my _____ MasterCard _____ Visa for \$19.95 (includes shipping & handling)
Card Number _____
Exp. Date _____
Signature _____

SPECIAL OFFER
BRANDING IRON
 For hard and soft wood

\$26.00
 Plus \$2.00 for shipping and handling
 Nebr. residents add correct sales tax

HAND CRAFTED BY YOUR NAME HERE

SATISFACTION GUARANTEED
 or your money back

- Shipped in 1 week
- Solid brass head — deep cut letters
- First Line: HAND CRAFTED BY — as above
- 2nd line: Your choice — 20 characters/spaces max.
- Compact size
- As above but with 3rd line — \$37.00 + \$2.00

ORDER TOLL FREE 1-800-826-7606 (except Nebraska)
In Nebraska 1-402-464-0511

For free brochure, write or call (402) 464-0511

Order by mail from: **NOVA TOOL CO.**
 12500 Finigan Rd., Dept. BH
 P.O. Box 29341, Lincoln, NE 68529

VISA **MasterCard**

The Sawmill

FOR WHOLESALE INQUIRIES
 EXOTIC AND DOMESTIC HARDWOODS
 CUSTOM CUTTING, RESAWING, ABRASIVE PLANING
 MUSICAL INSTRUMENT WOODS
 EBONIES, ROSEWOODS, MAHOGANIES, PADAUK,
 PLUS ALL OTHER EXOTIC WOOD SPECIES

TOLL FREE
800 345-3103
 PA RESIDENTS CALL (215) 759-2064

Woodworker's Dream

FOR RETAIL INQUIRIES
 NO MINIMUM ORDER GUITAR KITS

DIVISIONS OF
 THE MARTIN GUITAR CO., NAZARETH, PA 18064

The Woodturners Catalog

Craft Supplies USA offers woodturners the finest selection of woodturning tools and accessories anywhere.

Choose from:

- Henry Taylor Custom Tools
- Sorby
- Richard Raffan Tools
- Rude Osolnik Tools
- Dale Nish Workshops

Also available are "Hot Stuff" glue, Power Sanding Kits, custom turning accessories, Burl Woods, Automach Woodcarver, and many other woodturning items, all at **COMPETITIVE** prices.

Send \$2.00 for your 52-page color catalog, refunded with order.
 Craft Supplies USA, 1287 E. 1120 S., Provo, Utah 84601



MAKE CLOCKS

TOYS & WHIRLIGIGS

Make wooden clocks, toys, whirligigs, dollhouses, classic cars, music boxes, weather instruments, desk sets, games, crafts & furniture with our plans, parts (hardwood & metal), kits (for all skill levels), books, tools, finishes and supplies. Bulk prices available. (614)484-4363. Sixty-page color catalog subscription \$1.

Peter Rabbit Clock
 •Uncut Kit: \$14.95
 Just cut, sand, assemble & paint
 •Precut Kit: \$19.95
 Just sand, assemble & paint
 •Visa/MasterCard accepted

CHERRY TREE TOYS, Bx 369-9, Belmont, OH 43718




Van Dyke's

Presents a Catalog
 with supplies for upholstery, antique restoration, wood working, caning, brass hardware, carvings and many related trades!

36 Years in Creative Arts & Trades

Many Hard-To-Find Items!

SEND \$1.00 FOR CATALOG TO:
Van Dyke's Restorers
 Dept. D55 · Woonsocket, SD 57385



CALL TOLL FREE!!



Learn all about combination machine woodworking. Free color catalog and other material available. Tremendous Savings. Expands your workshop area by 90 percent.

TOOLMAX 1-800-535-4788 USA
 1-800-325-8330 CA

BAND SAW BLADES

WELDED TO YOUR EXACT LENGTH

Complete Band Saw Blade Line Including Saw Mill Blades

We also carry:
 Scroll Saw Blades • Hand Saws
 Circular Saw Blades • Hole Saws
 Hack Saws • Sanding Belts
 Sanding Disks • Router Bits
 Files • Rasps • Scrapers

SEND \$1.00 FOR CATALOG or TO ORDER PHONE OR WRITE TO:
BUCKEYE SAW COMPANY
 P.O. BOX 14794
 CINCINNATI, OHIO 45250-0794
 1-800-543-8664 (Except Ohio)
 1-513-621-2159 (In Ohio)



Exotic Hardwoods

Ebony & others. For serious woodworkers & turners.

FREE CATALOGUE

Phone or write:
ART EISENBRAND
 4100 Spencer Street
 Torrance, CA 90503
 (213) 542-3576

Where Do Ohio's Serious Woodworkers Shop?

WOODCRAFTERS SUPPLY ©

5331 Sinclair Road
 Columbus, Ohio 43229
 (Off I-71)
 (614) 436-6900


The Japan Woodworker's Catalog is . . .

loaded with the best tools you can get your hands on. In our catalog you will find a complete selection of Japanese tools for the woodcarver, carpenter and cabinetmaker. Send \$1.50 for our catalog and supplements during the next two years.

THE JAPAN WOODWORKER
 1731 Clement Ave., Alameda, CA 94501
 Phone (415) 521-1810

PATTERNS \$1.00

SAME SIZE OUTLINE DRAWINGS
 NO ENLARGING NECESSARY
 TRACE & CREATE



FREE CATALOG WITH ORDER

SEND THIS AD & \$1.00 FOR EACH PATTERN (Plus 50¢ postage per order)
 DESIGN GROUP, Box 514-JJ, Miller Place, NY 11764

FREE ROUTER BIT CATALOG

Pro Quality Router Bits & Accessories

CARBIDE TIPPED • VALUE PRICED
 over 50 shapes • 350 sizes
 • 48 shaper cutters 1/2" to 1 1/4" Bore

Write Today For Free Catalog
CHQ/GE PRECISION TOOLS, INC.
 P.O. Box 560993
 Orlando, FL 32856



Continued from page 89

FOOT POWER



A foot switch can be a big boost to skill levels when precision work demands the use of both hands, and this switch works well. Recommended use: 120-volt motors of up

to ½ hp. Good candidates include scroll saws, drill presses, lathes, grinders, and other power tools that aren't likely to cause serious injury if you accidentally step on the switch. Table saws, radial-arm saws, surface planers, jointers, and other more powerful tools fall into the not-recommended group here. Another safety note: Always turn your equipment off at the regular switch when changing blades, bits, etc., or after finishing a task.

—Tested by Jim Downing, WOOD® magazine's Design Editor.

Foot switch, \$33.90 ppd., from Advanced Machinery Imports, P.O. Box 312, Dept. 249, New Castle, DE 19720; 800-648-4264. Ask for special No. SP305.

SEEING IS BELIEVING

It's always easier to learn a task when someone shows you how to do something, rather than just explains it. It's even nicer when you can rerun the demonstration. With that in mind, the producers of *Hometime*, a public television offering, sell 40- to 80-minute video tapes of 27 of their home-repair show's episodes. Each program goes through the entire step-by-step process, and can help homeowners save both time and money. Subjects include furniture refinishing, deck building, hand and power tools, cabinetmaking, and more.

—Marlen Kemmet



Hometime video tapes, available at a suggested retail price of \$9.99 through home centers and hardware stores nationwide, or by calling 800-345-8000. Add \$2.50 for postage and handling.

A NEW USE FOR TEFLON




Because Rust-Oleum's new Wood Saver contains Du Pont's Teflon resin, it provides twice the moisture resistance of ordinary paint. Wood

Saver applies as easily as any oil-based enamel but takes a little longer to fully dry—about 24 hours. After leaving a teaspoon of water on a painted board for 12 hours, the paint showed no spotting.

—Steve Oswalt

Rust-Oleum Wood Saver, available at many paint, hardware, and department stores. The manufacturer said retailers generally sell the 11-oz. aerosol for \$3.99; ½-pint can, \$3-\$3.19; and quart, \$7-\$7.50. ♣

NEW GRANDFATHER CLOCK KITS



Check out our new line of elegant grandfather clock kits at unbeatable prices starting at just \$699.95! Sleek grandmother kits start at \$599.95!

We've also expanded our line of high quality mechanical movements.

Order your FREE Klockit catalog today, and discover how satisfying the wonderful world of clockmaking can be. Our full-color catalog features:

- Clock kits for all skill levels
- Clock movements-quartz and mechanical
- Clockmaking components-dials, hands, hardware, numerals
- Music movements and music box kits
- Wood finishing supplies and woodworking tools
- Much more!

To order your FREE catalog, fill out the form below and send it in today!

Name _____
 Address _____
 City/State/Zip _____

KLOCKIT T.M.
 P.O. Box 542, Dept. WD98
 Lake Geneva, WI 53147
 Toll-Free 1-800-556-2548

12 SHOWS IN FALL 1988!

- Free Workshops
- 100 Exhibits • Win A Truck

★ THE WOODWORKING SHOWS ★

machinery
tools—supplies



See the Widest Variety of Woodworking Products All Under One Roof

Hundreds of Items

Machinery • Power & Hand Tools • Supplies

Oct. 14-15-16 Pittsburgh Tri-State
Nov. 11-12-13 Western Washington

Oct. 28-29-30 *So. California
Nov. 18-19-20 Oregon

Nov. 4-5-6 *Metro-Detroit
Dec. 2-3-4 *Delaware Valley

***Held concurrently with
The Great Craft Supply Fair**

Seminars by Ian Kirby - Roger Cliffe
- Bob Rosendahl - Rude Osolnik
- and other Master Craftsmen

1-800-826-8257, In California 213-477-8521
Call for free brochure, 8:30-5 Pacific Time

Save \$1 off regular \$6 admission
with this ad

BAND SAW OWNERS!

A NEW TOOL is now available so you can make or repair any length Band Saw Blade in minutes!

This patented tool was developed for use in our own shop and has proven itself with thousands of high quality, true running splices.

Our splicer enables any craftsman to make up any length blade from economical coil blade stock QUICKLY and EASILY. The resulting silver brazed joint normally outlasts the service life of the blade.

Three models are currently available:

1C-001 ¼" to ¾" Blades.....\$ 49.95 ppd
1C-002 ¼" to ¾" Blades..... 49.95 ppd
1C-003 ¾" to 1½" Blades..... 150.00 ppd

The tool comes complete with detailed instructions and supplies for approximately 100 splices.


We also carry additional supplies and OLSON band saw stock at reasonable prices.

Send L.S.A.S.E. for FREE information to:

NEW MILFORD SPECIALTIES CO.
Dept. BH, P.O. Box 241
Botsford, CT 06404-0241
(203) 426-4276

DEALER INQUIRIES INVITED

National Carvers Museum



LEARN WOODCARVING AT HOME

Receive sample instructional pack on whittling and woodcarving. Includes copy of *Mallet* monthly magazine.

Send \$2.00—deductible upon subscription payment to The National Carvers Museum, 14960 Woodcarver Road, P.O. Box 389, Monument, CO 80132.

(719) 481-4737

BUILD THIS EXQUISITE HARP FROM A KIT!



Send \$1.00
for catalog

ST. CROIX KITS
423-B South Main
Stillwater, MN 55082
(612) 439-9120

Wood-Mizer®

World's
Largest
Manufacturer
Of Portable
Sawmills



OWN YOUR OWN SAWMILL

Four Models To Choose From
BUY DIRECT

1(800)553-0219

In Indiana call: (317) 271-1542

FREE 44-page catalog or use your MasterCard or VISA to order our 50-minute demonstration video—\$10.00

Wood-Mizer Products, Inc. • Dept QQ27
8180 W. 10th St., Indianapolis, IN 46214-2430

MAKE MONEY

WITH FURNITURE
RESTORATION

SAFE, DEPENDABLE, EASY stripping and refinishing systems and products, featuring HYDROCOTE™ water-base finishes.

AMITY

Quality Restoration Systems

Wisconsin: 608-837-8484
Nationwide: 800-334-4259

QUARTZ CHIME CLOCK MOVEMENTS



Large selection of Westminster and strike movements. Hand painted dials with kits for home assembly. Quartz fitups and LCD movements. Numbers, letters, hardware. Hundreds of items to build clocks.

Send \$1.00 for Catalog and Sales Plan.

NEWPORT ENTERPRISES INC.
2313 W. Burbank Blvd.
Burbank, California 91506

Supergrit SANDPAPER

HIGH QUALITY • DISCOUNT PRICES • FREE FREIGHT most areas

BELTS: BEST RESIN OVER RESIN. HEAVY DUTY "X" WT

1 x 42	\$0.70 ea.	4 x 36	\$1.15 ea.
3 x 21	0.75	6 x 48	2.65
3 x 24	0.80	6 x 58	4.75
4 x 24	0.90	Prices quoted 80 grit, other grits available.	

ADHESIVE CLOTH DISCS: BEST RESIN OVER RESIN. "X" WT.

5" Diameter	\$0.70 ea.	9"	\$1.45 ea.
6"	.80	10"	\$1.60
8"	\$1.15	12"	\$2.00

Price quoted 80 grit, other grits available.

CABINET PAPER—BROWN

40 Grit	50 PK	\$16.00
80 Grit	50 PK	12.00
100, 120, 150	100 PK	21.00
180, 220	100 PK	18.00

WET/DRY PAPER—BLACK

180 thru 1200	100 PK	\$22.00
---------------	--------	---------

NO LOAD PAPER—WHITE

180 thru 400	100 PK	\$19.00
--------------	--------	---------

CLEANING STICKS \$3.50 Small \$6.50 Large

RED HILL CORP., P.O. Box 500, BIGLERVILLE, PA 17307
CALL TOLL FREE—1(800) 822-4003

Minimum Order \$25.00 • PA Res. Add 6% • FREE CATALOGUE

FREE PLANS!

How to get hundreds of FREE PLANS.

Federal and State benefits, services, programs, grants, loans, cash, publications, much more—explained clearly in this NEW GUIDE. Your taxes help pay for all this—now it's YOUR turn to cash in! The author has written OVER 30 Government Benefits Guides and has 14 years of government service and research experience. ONLY \$1.95. Money-Back Guarantee.

Mark Weiss, Author
Dept. W1, Box 402091 • Miami Beach, FL 33140

"NATIONAL DIRECTORY OF FREE AND INEXPENSIVE PLANS, BENEFITS, AND LOANS FOR PEOPLE WHO ARE GOING TO BUILD, REMODEL, ADD ON OR DECORATE!"

ROCKING HORSE FULL SIZE PATTERN

Plans \$10.95 — MI Res. add 4% Sales
We are so happy with this rocking horse that we challenge you to find one with its quality yet so easy to build. Features such as one piece rockers, saddle, doweled and screwed body that interlocks like a puzzle.



Specialty Furniture Designs
of Michigan Dept. WB-3

797 West Remus Road, Mt. Pleasant, MI 48858

The Discerning Craftsman

Holiday Gift List

Just check the items you want, tear out this section and casually leave it where your family can find it. They'll get the hint!




Organize yourself, shop, business...with the new Logbook. Contains inventory system to record and update costs and replacement value of tools and lumber stock etc. for insurance claims; section for keeping info. on projects; tracing, ruled and graph paper; standard furniture dimensions; lumber and plywood standards; screw and nail charts, + facts on tools and hardware. All in a 2 1/2" thick, cloth binder. Great gift for woodworkers! Send \$21.50 ppd. to **CONSTANTINE**, 2054-S, E. Chester Rd., Bronx, NY 10461.



**NORTHEASTERN
HARDWOODS**

NORTHEASTERN HARDWOODS—Finest Quality at the Right Price. Over 18 species of hardwood lumber, flooring, paneling, veneer, squares and dowells. Gift certificates available. Call us at 716-945-1510 and ask about our Christmas Special Packages (available through December 15 only). We ship within 5 days of order. Our telephone representatives will be happy to help with your selection.



Total Shop 12" planer has been an instant success! Big 12" X 6" capacity is great for hobbyist or professional. Runs at feed rate of 26' per minute. Comes complete with everything you need to get started planing. No assembly or hassle with setup & costs only \$359. For free 24-pg cat. write **TOTAL SHOP**, P.O. Box # 25429, Greenville, SC 29616 or call 1-800-845-9356. Many other items available.



Foredom Craft Kit gift special only \$189.95 (includes shipping). A \$237.00 value! This complete package includes our most popular machine and a variety of the most useful accessories. Powerful 1/8 HP motor. Order catalog number X0510A. **CRAFTSMAN WOOD SERVICE CO.**, 1735 West Cortland Court, Addison, IL 60101.



Special square drive assortments include 100 screws in each of six popular lengths, hand driver, hex driver for use in standard drill chuck & set of six heavy-duty storage bins. #6 assortment: \$17.35; #8 assortment: \$20.95; #10 assortment: \$27.90. See our display ad for s&h. **MCFEELY HARDWOODS**, 712 Twelfth St., Lynchburg, VA 24505. Call 1-800-846-2729 (in VA 1-800-542-2023).



Coventry Cottage Dollhouse Kit comes complete with pre-cut wood shingles and 16 pieces of furniture. Simply snap interlocking pieces together. Features two rooms + full attic, screen printed windows, flower box, hanging swing for front porch and fancy gingerbread trim. Size 20" X 20" X 18". \$36.95 ppd. We accept checks, VISA or M/C. **ARMOR PRODUCTS**, P.O. Box 445, E. Northport, NY 11731.



Woodcarver machines. Make signs in wood, pictures in wood, arts and crafts. Make money the very first day. Use as small business, hobby, or for weekend craft shows. Template guided, easy-to-use, table-top size, and carves any thickness. For \$2,550 with dust collection system. You can earn \$50 to \$100 per hour. For catalog send \$1 to: **KIMBALL WOOD-CARVER CO.**, 2602 Whitaker St., Savannah, GA 31401 or phone 912-232-6561.



Delta 10" Motorized Table Saw handles precision ripping & crosscutting, as well as dadoing, moulding & tenoning using optional accessories. Standard features include: cast-iron table with steel extensions; self-aligning rip fence with single control handle; powerful 15 amp motor; miter gauge with positive stops at 45° & 90°, & see-thru blade guard with splitter & anti-kick-back fingers. Available at \$329. For info. or name of nearby Delta dealer call **DELTA INTERNATIONAL MACHINERY CORP.** 1-800-438-2486; in PA 1-800-438-2487.



This highly versatile carbide bit set allows you to make raised panel cabinet doors plus over 39 different molding profiles. The bits have 1/2" shanks & come in a sturdy wooden storage case. For use with a table mounted router, it is an ideal gift for the fine woodworker. FREUD, P.O. Box 7187, 218 Feld Ave., High Point, NC 27264.



Hydrocote, a major breakthrough in water-based finishing products: non-flammable, non-toxic, odorless. Outstanding clarity, resistant to water, alcohol and household chemicals. Spray, brush or wipe on; perfect for use in your shop or home. Stain, glaze, lacquers and more. AMITY, 1571 Ivory Dr., Sun Prairie, WI 53590



The finest in Carving Tools Ashley files. The York set is ideal for the beginner. It gives the carver the basic tools for setting in, roughing out and a certain amount of detailing. Set is comprised of the following tools: #1—5/8" Chisel; #3—3/8" Gouge; #5—5/8" Gouge; #9—1/4" Gouge; #11—1/16" Veiner; #39—1/4" VTool. Special Holiday Price only \$89.95 ppd. Order now (305)793-1557 or write HENEGAN'S WOODSHED, 7760 Southern Blvd., W. Palm Beach, FL 33411.



This stately looking Mini Grandfather Clock Kit is made of fine red oak and is easy to assemble and finish. It includes Westminster quartz melody movement. Stands 26 3/4" high. Only \$99.95 ppd. KLOCKIT, P.O. Box 629, Lake Geneva, WI 53147. 1-800-556-2548. Credit cards accepted.



Save time—money. Increase your production ten-fold. Use our high quality, fairly priced power feeder. May be installed onto circular saws, shapers, sanders, planers, etc. There are 3 to choose from: SK-301FD, 1HP 1PH, \$695; SK-301FD, 1HP 3PH, \$659; SK-321FD, 1/4HP 1PH, \$429. For more info. call or write to: LOBO POWER TOOLS, 10922 Klingerman St. #3, S. El Monte CA 91733. 818-350-1096.




This new 10" Motorized Miter Box from Delta can cut a 2" X 6" at 90° or a 2" X 4" at 45° in a single pass. Unique drive system eliminates costly repairs; remains more accurate. Cuts framing, flooring, trim, moulding, plastic pipe and aluminum extrusions. Special Holiday price price only \$179 with carbide blade only \$219 from W.S. JENKS & SON, 1033 Montana Avenue NE, Washington, DC 20002. 1-800-638-6405.



Learn wildlife carving with patterns and instruction for ducks, pheasant, shorebirds, songbird, and fish. Developed for easy carving for beginners using readily available wood. Great starter booklet for those wanting to give wildlife carving a try. Send \$6.50 to DAKOTA WIND, Box 866WS, Jamestown, ND 58402.



Personalize your finished projects with BrandMark's solid brass, torch-heated branding iron. Easy to use, lasts for years, satisfaction guaranteed. Makes an ideal gift. Custom irons available. Standard "Handcrafted By" and your name (18 letters) \$24 plus \$2.50 s/h. Check, Visa and MC accepted. Order from BRANDMARK by F&K, Dept. W, 462 Carthage Dr., Beavercreek, OH 45385; 1-800-323-2570 or 513-426-6843.



Books by Roy Underhill. The creator of "The Woodwright's Shop" for PBS is also the author of three terrific books on hand wood-working: *The Woodwright's Shop*, *The Woodwright's Companion*, and *The Woodwright's Workbook*. \$13.95 each, postpaid. Send check or MC/Visa info. to UNIVERSITY OF NORTH CAROLINA PRESS, P.O. Box 2288, Chapel Hill, NC 27515-2288, 919-966-3561.



With PNI's Ring Master, you can produce rings of wood and laminate them together to form any hollow cylindrical shape. Beautiful works of art can be created. Call PNI at 1-800-634-9281 for your free catalog.



The JS100 Jointer System features double insulation, cast aluminum and high impact plastic housing, joining edge-to-edge or at 45° & 90° and fits all 3 sizes of standard splines (biscuits). WOOD readers special Holiday price of \$169.95. Call today (803)779-3131 or write to: HILLER HARDWARE, 1411 Assembly St., P.O. Box 1762, Columbia, SC 29202-1762.



Footrest pivots 360° to your personal comfort angle, or gentle rocking motion eliminates tension. 8 3/4" high, 17 1/2" deep. Full-size plan, step-by-step directions, plus Roto-Hinges and other hardware: \$5.75. Extra component pack: \$2.50. Gift certificates in any denomination for purchases from *Plan and Tool Catalog*. RJS CUSTOM WOODWORKING, P.O. Box 12354, Kansas City, KS 66112.



The Dupli-Carver is a wood duplicating machine that can reproduce three dimensional carvings in wood. The machine uses a stylus (tracer) to follow the contours of a statue or plaque, while a router carves a duplicate. Two models starting at \$359 WOOD-MIZER®, 8180 W. 10th Street, Dept QQ29, Indianapolis, IN 46214. Phone: 1-800-553-0219, or in Indiana-317-271-1542.




Patterns by Design Group—Toys, Games, Puzzles, Birdhouses, Rocking Horses, Cars, Trucks, and MORE! All patterns are "Same Size" Blueprints. No enlarging necessary. Simply trace and create. Money Back Guarantee. For Design Group's fully illustrated catalog send \$1 to DESIGN GROUP, Box 514 JJ, Miller Place, New York, NY 11764.



The Makita 6093 DW drill comes complete with a one hour fast charger, 9.6 volt battery, steel carrying case, and double-ended phillips bit. The 6093 DW drill kit is variable speed (0-400 and 0-1100 RPM) with six position clutch for a variety of fastening applications. List price \$248, yours for \$119. TOOLS ON SALE, 216 W. 7th St., St. Paul, MN 55116. Call toll free 1-800-328-0457; in Minnesota 612-224-4859.



Holiday Candle Holder. Made from a wheel, spindle, candle cup and insert. Wood parts and dowels from MIDWEST DOWEL WORKS, INC., 4631 Hutchinson Rd., Cincinnati, OH 45248.



Take this Ryobi 10" portable planer with you from jobsite to jobsite. You can have the planer only for \$367; or take advantage of our special holiday deal & get the planer along with a Ryobi S500A 1/6 sheet pad sander for only \$387! Free Freight. Order today from THE SOURCE, 7305 Boudinot Drive, Springfield, VA 22150. Call 1-800-452-9999, in Virginia call 1-800-468-1778.



Easily produce molds like these with new Dupli-Kit. New plastics make parts in 4-6 minutes; cost only pennies. Look and feel like real wood; color to match. Complete instruction manual shows how to produce turned finials, glass knobs, brass hardware parts, pressed wood ornamentation, more. \$350.00 complete. MINUTEMAN, INC., Dept. 17C, 115 N. Monroe, Waterloo, WI 53594. Furniture Restoration catalog \$2.00; FREE workshops.



The RBI Hawk Family of Precision Scroll saws—6 models available, one designed to suit your needs. Patented camover tensioning for ease of inside cuts and blade changes. The best saw for your woodworking dollars—Made in America. RBI, 1801 Vine, Harrisonville, MO 64701. 1-800-535-8665.



Build tomorrow's heirloom today! "Merrilegs" is designed to capture the spirit and beauty of a child's loyal steed as well as provide pleasure and satisfaction for the woodworker. Build this Rocking Horse using our full-size, easy-to-make plan. Plan #121, \$12 ppd. Catalog of 200 professionally designed plans for building furniture—\$2. FURNITURE DESIGNS, INC., 1827 Elmdale Ave., Glenview, IL 60025; UPS COD 312-657-7526.



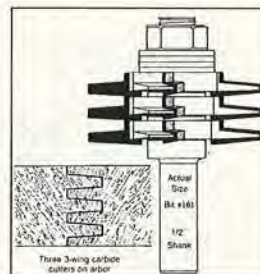
"Merle," the adjustable corner clamp, forces your project into square. Full adjustable from 2 5/8" x 2 5/8" to 36" x 36". Perfect for anything that requires 90 degree corner clamping. Cast aluminum and steel construction; quick and easy to use. \$22.95. MLCS LTD., P.O. 4053D, Rydal, PA 19046 or call toll-free 1-800-533-9298. Visa/MC.



Buy this superb wooden block plane for about the same price that you pay for a high quality steel plane. Lightweight hornbeam body and super-tough lignum vitae soleplate. Was \$40; Holiday Special \$35 ppd. Catalog \$1.00 (refunded with first order). HAMMERMARK ASSOCIATES, Box 201-ABW12, Floral Park, NY 11002.



Pro-quality hammer has fully polished head and white hickory handle to make it a beautifully balanced Vaughan hammer stand-out. Perfect choice for the woodworker who knows that the right tool makes the job easier. Available at fine stores everywhere. VAUGHAN & BUSHNELL MFG. CO., 11414 Maple Ave., Hebron, IL 60034. 815-648-2446.



Finger Joint Router Bit. At last, a professional production quality bit that makes better edge and end grain joints by increasing the glue surface area. This bit is ideal for joining particle and composition board, makes super strong mitre joints. Quick and accurate setup. The Finger Joint Bit replaces mortise and tenon in many cases. Special offer order item # 161 ONLY \$69. MLCS LTD., P.O. Box 4053 D, Rydal, PA 19046. Visa or M/C call toll free: 1-800-533-9298.



FREE 30-DAY TRIAL!

Complete power-feed Drum Sander with stand and motor. 12" & 26" models. In seconds produces satin-smooth finish impossible to duplicate by hand methods. Send for Free Information kit. WOODMASTER TOOLS INC., P.O. Box 412551, Kansas City, MO 64141.



Quick clamp secures wood and other materials without the cumbersome bulk of bar clamps. It's adjustable, easy to use, and convenient to store and carry. This versatile tool gives you an extra pair of hands for assembling, clamping, gluing, tiedown, packing, and bundling. THOMAS CLAMP CO., Box 237, Arab, AL 35016. 205-586-3063.



Anytime, Anywhere, Any wood—with the W&H Molder Planer. Picture frames, crown moldings, raised panels and more! Fast two-minute changeover makes it easy to plane hardwoods and cut moldings. Five year warranty and free 30-day trial. WILLIAMS & HUSSEY MACHINE CO., INC. Wilton, NH 03086. 1-800-258-1380.



Solid cherry commode table \$169. Ready to assemble, 20" X 27" X 22" high. Also available in walnut, oak and mahogany with matching coffee table. Shipped from stock. FREE brochure. ADAMS WOOD PRODUCTS, INC., 974 Forest Dr., Morristown, TN 37814. Or call 615-587-2942.



Receive *The Mallet* magazine each month for one year, a membership card for museum admissions, purchasing, exhibiting and publishing benefits PLUS *The Wedge Head* by Kent Bailey. Send your check or money order for \$15.00 to: NATIONAL CARVERS MUSEUM, 14960 Woodcarver Rd., Monument, CO 80132, or use Visa or MC by calling 719-481-4737.



If you value your fingers you need a RIPSTRATE®. Holds the work tight against the fence with no hands near the blade; makes perfect cuts; wheels lock to prevent kickbacks. No adjustment needed for stock width or thickness. One-year guarantee. \$69 ppd. + \$3.50 s&h. Check, M.O., Visa or MC. Free brochure. FISHER HILL PRODUCTS, 4 Fisher Hill, Fitzwilliam, NH 03447; 1-800-421-0256.



Executive wood toys! Now you can create this 1929 Ford showpiece and many others like it from our detailed and easy-to-read patterns. We offer you a complete line of patterns, parts and wheels. Make this day a time to remember with one of our executive wood toys! Send \$1 for catalog to: TOYS AND JOYS, Box 628 GL, Lynden, WA 98264.



Kuempel chime clock kits are individually handcrafted by master craftsmen in solid walnut, cherry or oak. Choose tubular bell or rod movements with lyre pendulum and hand-painted moonwheel. For catalog send \$2 to KUEMPFL CHIME CLOCK WORKS, 21195 Minnetonka Blvd., Excelsior, MN 55331-8605, 612-474-6177.



Penn State's Super 15" Scroll saw offers quality, performance, specifications, and features equivalent to Scroll Saws sold for many times it's price. Sale price includes a money back guarantee, one-year warranty, plus free dozen blades, extra blade holder set, and plastic lettering guide and patterns. Only \$129.95, (add \$15 for optional dust-blower) plus \$10 UPS shipping. PENN STATE INDUSTRIES, 2850 Comly Road, Philadelphia, PA 19154. (215) 676-7609.



Rare imported exotic and domestic hardwoods—the world renowned Martin Guitar Company sells wholesale and retail exotic woods (4/4, 6/4, 8/4) and sawn veneers (1/8" and 1/4" sanded stock) plus guitar parts, kits, accessories and second quality guitars. Sawmill-/Woodworker's Dream 1-800-247-6931; 215-759-2837 in PA. Cat. and info. upon request. THE MARTIN GUITAR CO., 510 Sycamore St., Nazareth, PA 18064.



Brass Nut Crackers add a touch of distinction to your holiday table. Made of solid brass, finely machined and polished, they bolt onto your crafted bowls, bases and platters. Threaded mainscrews crush the hardest nuts. Available in two styles (wood not included)—Letter Press \$17.50 ppd.; Ship's Wheel \$19.50 ppd. WOODCRAFT SUPPLY CORP., Box 4000, Woburn, MA 01888, 1-800-225-1153.



Woodworker's vise comes in two sizes, 9" with a 4" x 7" jaw size or 12" with a 4" x 10" jaw size; these vises have many features that can help any woodworker create a multitude of projects, with ease for many years...why because it's made by Jorgensen. Write for our catalog to: ADJUSTABLE CLAMP COMPANY, 410 N. Ashland Avenue, Chicago, IL 60622.



Build this 40" high Chicago Victorian Doll House from standard $\frac{3}{4}$ " lumber. You get five huge $34" \times 44"$ sheets of blueprints and patterns for 22 pieces of furniture. \$17.99 ppd. MEISEL HARDWARE SPECIALTIES, P.O. Box 70, Mound, MN 55364.

FOREDOM



This S Model Foredom power grinder features powerful 1/8 HP motor, speeds range 0-15,000 rpm, electronic foot control, 44B handpiece with $\frac{1}{4}$ " collet & Foredom's name brand reputation. List price \$189, Special Holiday price \$176.50. Order today—catalog #042139. Call 1-800-221-9474 or write P.C. ENGLISH ENTERPRISES, P.O. Box 380, Thornburg, VA 22565.



Cut the most intricate patterns in wood, plastics, light metals, etc. Add your own $\frac{1}{4}$ hp electric motor to an Excalibur II, and start cutting! \$579 US. Includes 72 blades, wrenches, & manual. Try it for 30 days. Satisfaction guaranteed. Call 800-387-9789, in Canada call collect 416-291-8190. J. PHILIP HUMFREY INTERNATIONAL, 3241 Kennedy Rd., Unit 7 Scarborough, Ontario, M1V2J9.



Super tungsten carbide paint scrapers. Replaceable carbide blades and rugged handles assure long life. Perfect for painters and do-it-yourselfers. Sale priced at \$6.30 each for 1" or 2" width and \$18.50 each for heavy duty $2\frac{1}{2}$ " width. To order phone BUCKEYE SAW at 1-800-543-8664 or at 513-621-2159.



Record #07 22" Jointer Plane. Record has reputation of uncompromisingly high standards for producing planes. Features are: razor sharp tungsten vanadium cutter, cast iron base, frog & lever cap, traditional brass adjusting nut, select hardwood knob & handle. \$95 ppd! R.A. NESS CO., The Woodworkers Emporium, 8888 N. Milwaukee Avenue, Niles, IL 60648. 312-824-0565.



The Byrom 15-piece, $\frac{1}{4}$ " shank, professional carbide router bit set comes packaged in handcrafted wooden chest and features hidden storage compartment that holds up to 80 bits. MADE IN THE U.S.A. Suggested list price \$395, on sale now at participating dealers for \$199.95. Contact Byrom for the dealer nearest you. BYROM INTERNATIONAL, P.O. Box 246, Dept. HW-1, Chardon, OH 44024. 1-800-722-5447 or 216-285-2341.



Edico is offering a bundle of lumber. 10 board feet of $\frac{3}{8}$ " shorts, 3" and wider, 18" - 36" long in cherry, oak or walnut. Includes a "How To" project book and top-grade lumber catalog! Only \$39.95 delivered. Specify species and send check or money order to EDUCATIONAL LUMBER COMPANY, Box 5373 W, Asheville, NC 28813.



Give SignCraft this Holiday Season. SignCraft puts a woodworker's skills to work in a rewarding field—signmaking. Features include wood and painted signs plus many other types of hand-made signs. \$24.00 per year (6 issues), outside the U.S. add \$7.00 (U.S. funds, please). Free descriptive brochure also available. SIGNCRAFT MAGAZINE, P.O. Box 06031, Ft. Myers, FL 33906.



New book by Patrick Spielman is perfect gift for anyone who owns router or is planning to buy one. With over 800 photos and drawings, it's practical encyclopedia of routers, router bits, jigs and fixtures and router tables. Our new cat., devoted solely to woodworking books (over 500) and videos (over 50), will be sent free (\$2.00 value). Send \$15.00 to MANNY'S WOODWORKER'S PLACE, 602 S. Broadway, Lexington, KY 40508 or call 1-800-243-0713. Personal checks, M/C, Visa accepted.



Over 200 Full Size Patterns for jigsaw, scroll saw and band saw enthusiasts. Create decorative shelves, mirrors, household racks, novelties, puzzles, children's items, alphabets and much more! Enjoy these profitable trace and cut projects PLUS our woodcraft brochure for only \$7. ACCENTS IN PINE, Dept. JA118, Box 7387, Gonic, NH 03867.



Sand on a cushion of air! We supply 5 free "flexible" sanding sleeves to go along with the $1\frac{1}{2}$ " diameter \times 4" long heavy-duty sander. Chuck into your drill press or drill, ($\frac{3}{8}$ " shaft incl. in drum), & quickly polish out scratches, burns, & cutting marks. \$29.95 + \$2.50 s&h. Cat. #01605. INDUSTRIAL ABRASIVES CO., 642 N. 8th St., Reading, PA 19603. 800-428-2222, 800-222-2292 (PA ONLY).



Performax Surface/Thickness sander is the affordable component drum sander with new power feed option & metal stand. Buy components to fit your budget & needs. Performax S/T Sander will attach to radial saw, wooden stand (hardware kit available) or to our new metal stand. New variable speed conveyor system works on all three & provides effortless & flawless sanding of 44" wide boards. PERFORMAX PRODUCTS, INC., 17065 Judicial Rd., Lakeville, MN 55044. 1-800-334-4910.



Music box movements for creative Christmas gifts. Put them in a jewelry box, manger scene, dollhouse, treasure chest, toybox, stuffed animal, pillow, or whatever you make. Over 70 melodies available, only \$5.95 each. Catalog \$1.00. ST. CROIX KITS, 423-B S. Main Street, Stillwater, MN 55082. 612-439-9120.



Introducing two new router bit kits for professional and industrial use. The Woodmaster 12 has twelve router bits, and the Woodmaster 8 has eight. Industry's most usable 1/4" shank router bits in a handsome mahogany and pine storage case. Premium carbide tipped router bits are machined and ground to industrial standards. DML INC., 1350 S 15th St., Louisville, KY 40210. 1-800-233-7297.



Order now and save on low cost of this commercial quality 10" table saw kit. Only \$71.99! No need to decide between quality and price. Comparable value \$1000 to \$1500. A woodworkers dream! GILLIOM MANUFACTURING, P.O. Box 1018, St. Charles, MO 63302.




You can build this wooden wind toy and many others from kits designed for all skill levels. Send \$1 for a sixty-page color catalog to CHERRY TREE TOYS, Box 369-309, Belmont, OH 43718 or call 614-484-4363.



Like a third hand. Provides that extra support so often needed. Its rugged, heavy-duty, all-steel construction makes it a tool you'll depend on for years. Roller is 13" long, galvanized and ball bearing. Adjusts in height from 25 3/4" to 45". When done, it folds flat. #HPR-13 \$39.95 + UPS. HTC PRODUCTS, INC. Toll free 1-800-624-2027; (in Mich) 313-399-6185.



Simply cut sandpaper from standard sheets for these sleeveless drum sanders. Special: 1" x 3" & 2 1/2" x 3" set, \$27.95 + \$2.50 s/h. Many other sizes available. Money-back guarantee. send check to SINGLEY SPECIALTY CO. INC., P.O. Box 5087B, Greensboro, NC 27403.



Assorted woodworking supplies including dowel pins, candle cups, buttons, needle boxes, wooden fruit, napkin rings, balls, salt & pepper shakers, toy wheels, and many more wood and metal accessories. Write for our free catalog: BENNY'S WOODWORKS, P.O. Box 656, Antioch, TN 37013. 1-800-255-1335; TN 615-331-8384.

Enter & Domestic Hardwoods

THE Berea Hardwoods Co.

Quality exotic lumber and turning wood. Most exotic species available such as rosewoods, ebony, etc. Specializing in highly decorative lumber and turning wood from Australia/Tasmania. Special Christmas gift certificates available. THE BEREA HARDWOODS CO., 125 Jacqueline Dr., Berea, OH 44017. 1-216-243-4452.



EMCO unimat 3 miniature machine system is excellent hobby tool. Widely used by modelers & miniaturists. Versatile system can perform precision machining of wood, plastic & metals. In addition to base function as miniature metal turning lathe, also has wide assortment of accessories to do milling & drilling, circular sawing, fret & jig sawing, wood turning & more. For info. on this & other woodworking machines contact Jeff Green, HOBBY PRODUCTS, 2757 Scioto Pkwy, Columbus, OH 43026-2334. 614-771-5996.



Woodworker's Logbook offers wealth of information on tools, hardware and supplies with an indexed project section to record data on various projects as you build. Tabular material includes lumber and plywood standards, screw sizes, bit speeds. The cloth covered binder is 2 1/2" thick and opens flat. \$22.95 ppd. from GARRETT WADE, 161 Sixth Ave., New York, NY 10013. 1-800-221-2942.



Affordable 14-inch, 3 speed ScrollMate is perfect Scrollsaw for cutting hard or soft woods up to 2" thick, plastics, non-ferrous metal and more. It offers a built-in air bellows; stand; quick, safe speed changes and a Full Two-Year Limited Warranty. Call SAKURA, U.S.A., 800-533-3728, for more information and name of your nearest Dealer.



AEG 3" X 21" Electronic Variable Speed Belt Sander has state-of-the-art dust collection system. List price \$249.00—Special price only \$156.95. Includes dust bag & 2 stationary supports for bench use. Also available options sanding frame, purrel fence, and vacuum attachment. Call 1-800-445-1419 USA; 1-800-330-5057 in FL (res. add 6% sales tax). TOOLS-TO-GO, 15935 NW 57th Ave., Hialeah, FL 33014.



Build this handsome 38" Wooden Rocking Horse yourself from our kit which includes solid wood parts, cut and shaped, with all the trim. \$69 ppd. CK or MO. TAMPA WOOD PRODUCTS, INC., P.O. Box 14427, Tampa, FL 33690. 813-251-6583.



Personalize your wood items quickly and easily with this brass branding iron. First line: HAND CRAFTED BY; second line: your choice of up to 20 characters including spaces. Compact size. \$28 ppd. Guaranteed. Order toll-free 1-800-826-7606 (NE residents 402-464-0511) or by mail from NOVA TOOL CO., P.O. Box 29341, Dept BGL, Lincoln, NE 68529. Shipped within 1 week.



16-piece American-made countersink set in beautiful hardwood case. Set has taperpoint drills and countersinks for #6, #8, #10, #12, #14 screws. It also comes with 3/8" and 1/2" stop collars plus matching plug cutters. Everything you need. FL-8000 \$56.80. WOODWORKS, P.O. Box 14507-P, Ft. Worth, TX 76117; 817-281-4447.



Obtain the sharpest edge possible with the Veritas Precision Honing Guide. Takes chisels & plane irons up to 2 1/2" wide and 5/8" thick. Only \$19.95, we pay shipping. With optional Angle Setting Jig, only \$29.95. WOODLINE the JAPAN WOODWORKER, 1731 Clement, Alameda, CA 94501.



Unlock your creativity with our new Model 435 Scroll Saw. Features extra large 20" throat and 2" depth of cut, chuck that allows blade to rotate full 360°, 12" X 12" cast-iron worktable that tilts from 0° to 45° left or right, variable speed control for motor that adjusts cutting speed from 600 to 2,000 strokes per minute. FOLEY-BELSAW COMPANY, 6301 Equitable Rd., Dept. 42021, Kansas City, MO 64120.



Now you can lay out precise letters and numbers for your wood craft projects. Scrollsaws and sign carvers use these specially designed lettering layout guide sets. Quick and easy-to-use—simply trace around the letters—guides are very durable. Several styles and different sizes are available. Brochure \$1. SEYCO SALES, 1414 Cranford Drive, P.O. Box 472749, Garland, TX 75047.



Band saw owners! A new tool is now available that enables craftsmen to make or repair any length band saw blade! Our splicer is available in two models: 1C-001 for 1/4" to 3/4" blades and 1C-002 for 1/8" to 3/8" blades each \$49.95 ppd. Comes complete with instructions and supplies for approximately 100 splices. NEW MILFORD SPECIALTIES CO., Dept. BHG, P.O. Box 241, Botsford, CT 06404-0241. 203-426-4276.



If you enjoy woodworking, a versatile Marlin Wood Carving Machine may be just what you need. Three-dimensional carving of sculptures, plaques, panels and mouldings is easy. Wood sign carving is simple. Available in three sizes. \$1 for complete catalog and price lists. MARLIN INDUSTRIES, INC., Route 70, Box 191, Cashiers, NC 28717; 704-743-5551.



Warren tools give you the edge! Complete set of wood-carving tools honed ready to use. Get the combi T-4 and a durable compact toolbox for \$57.75 ppd. (Bear shown above not included). Also send for our catalog (\$1) NY residents include sales tax. Send check or MO to: WARREN TOOL CO., INC., Route 1, Box 14-A, Dept. W, Rhinebeck, NY 12572 or call 917-876-7817.



Moisture-related problems such as shrinking; warping and cracking can ruin the most beautiful wooden pieces built. Avoid wood moisture problems by checking the wood with a moisture meter! The pocket-size Mini Ligno moisture meter is for the serious hobbyist and professional woodworker. LIGNOMAT, P.O. Box 30145, Portland, OR 927230; 503-257-8957 or 800-227-2105.



Sanding odd shaped parts becomes routine, sanding to a line very simple & quick. Perfect for grinding, sharpening, sanding, & polishing. Overall size is 14" X 8 1/2 X 11". Belts are resin bond aluminum oxide with cloth backing. Made in Taiwan to Delta's strict standards. #801-542, 1" X 30" belt, \$7.90; assortment (2 ea. 80, 100, 120, 220 grit)(1 ea. 400). WOODWORKER'S SUPPLY OF NEW MEXICO, 5604 Alameda Place NE, Albuquerque, NM 87113.



Sanding abrasive cleaner works like giant eraser to remove wood, plastic and metal from sanding belts, sheets, discs and drums. Long lasting abrasive cleaners are clean, safe, and non-toxic. For use with all kinds of abrasives on any power tool. Will not harm the grit or the power tool in any way. LMAC2212, 2" X 2" X 12" at \$11.95 each. THE OLSON SAW CO., Rt. 6, Bethel, CT 06801. Phone 203-792-8672.



This collection of 100 projects was prepared especially for children between 10 and 15. No special skill is required because full-size patterns are so complete one only has to follow the simple directions. Requires only common tools found around a home. \$7 first class. MASTERCRAFT PLANS WEST, P.O. Box 625, Redmond, WA 98073.



DRI-COTE is a sophisticated blend of modern synthetic materials specially formulated for the serious woodworker. It reduces cutting surface friction and lubricates and protects tools. 10 oz. spray bottle only \$9.95 + \$2 shipping from SANDARO INDUSTRIES, 20 Galli Dr., Suite J, Novato, CA 94949. CA residents add sales tax. 1-800-999-7009.



Beautiful wood finish in half the time. WoodSheen by Minwax—innovative one-step finish combines penetrating stain with protective Danish oil finish in an easy-to-use squeeze bottle. Simply wipe it on & in two hours it's dry. Available in six colors, plus natural, to match any decor—wherever Minwax products are sold. MINWAX CO., 102 Chestnut Ridge Plaza, Montvale, NJ 07645.



Perfect gift for anyone who needs a hand around the house: the new SKIL Super Twist(R) cordless power screwdriver. With twice the power of our best-selling Skil Twist(R), the Super Twist drive larger, longer screws in in no time. Also has automatic collet lock & room to store bits right in the handle. At hardware stores and home centers everywhere.



Kity-Speed table protectant is specifically formulated to resist machine tables. It creates a low friction finish that lets stock glide easily. It also protects against moisture and rust. Works easily and won't transfer to your stock. 1 1/2 lb. can \$14.95 ppd. from FARRIS MACHINERY, 2315 Keystone Drive, Blue Springs, MO 64015 or call 1-800-USA-KITY.



This doweling jig is a significant advance in doweling because it's self-aligning, and automatically matches/aligns mirror-image holes to the second board. Patented design guarantees perfect dowel pin alignment. Dowel Crafter, model G1662, reg. \$49.95 now \$39.95 ppd. GRIZZLY IMPORTS, INC., P.O. Box 2069, Bellingham, WA 98227; 206-647-0801.



Emperor offers charming Do-It-Yourself Regulator Clock Kit in solid 3/4" Oak. Solid brass West German movement strikes on the half hour and counts the hour. Easy to assemble! Glass included. 30"H X 14 1/2"W X 7"D. Send \$1 for full color catalog. EMPEROR CLOCK CO., Dept. 2998, Emperor Industrial Park, Fairhope, AL 36532.



A clock for all reasons. Colorful dial is emblem of your favorite organization. Mounted on beautiful 7" X 7" plaque. Dials for Elks, Masons, Shriners, Kiwanis, Lions Club, Moose and Rotary Clubs. Retail \$19.95 ppd, order direct. Wholesale catalog available. NEWPORT ENTERPRISES, INC., 2313 W. Burbank Blvd., Burbank, CA 91506. 818-845-0555.



Carbide tipped 15 pc. set router bits in a convenient wooden box. The 1/4" shank set contains: 1/2" radius cove, 3/8" radius round over, 5/32" roman ogee, 45° chamfer, 3/8" depth 22° bevel trim, 1/2" mortising, 1/2" grooving, 1/2" ogee, 1/2" & 1/2" flush trimmers at only \$119.00 plus \$5.00 shipping and handling. CASCADE PRECISION TOOL CO., P. O. Box 848, Mercer Island, WA 98040. 800-236-0272.



New—Porter Cable #555 with adjustable fence for all angles. Porter Cable #555 is \$159; with adjustable fence \$199.00. Adjustable fence only for retrofit \$59.95. Shipping ppd. Call TOOL CITY at 1-800-423-7899 out of state; in CA 1-800-826-7819.

Variety Pak

SPIRAL

Scroll Saw Blades

Made in Germany

5" Flat end

Make your scroll saw twice as versatile! Easily saw larger pieces and unusual bevels. Premium quality German blades, 5" long, flat ends to fit most scroll saws. Variety Pak makes perfect gift. Sizes #3, #4, #5 and #6 (1 doz. ea.). \$32 value for \$16 + \$3.95 s&h. Order today! ADVANCED MACHINERY IMPORTS, LTD., P.O. Box 312, Dept. 313, New Castle, DE 19720. 1-800-648-4264.



Cut perfect circles from 3" to 48" diameter with Radial Arm, Table or Band Saw. CIRC-L-CUT costs \$17.95 ppd. Convert your drill press to a vertical lathe and turn blanks up to 1 1/2" diameter X 12" long. DRIL-LATHE costs \$21.95 ppd. Buy both items for only \$35 ppd! Money Back Guarantee! HEPP INDUSTRIES, INC., 687 Kildare, Dept. WG, Seaford, NY 11783. 516-735-0032.

BE IN CONTROL OF YOUR LIFE!

"Will you have a job tomorrow?"

ONE WEEK INTENSIVE COURSES
Third Generation Master Craftsmen



- Fine Finishing
- Impossible Repairs
- Hand Joinery

You Don't Have to Spend a Fortune
To Start Your Own Business

Send \$5.00 for complete information including
testimonials and tool catalog.

The Hymiller School
912 Lakeshire Drive
Fairfield Glade, TN 38555
615-484-9309

Quality EXOTIC WOOD TURNERS

Burls / Thick Planks / for Bowls / Squares

CABINET MAKERS

Individually Selected Lumber for
Furniture / Boxes / Inlays
OVER 70 SPECIES

All Inquiries Welcome - Call or Write

The Berea Hard Woods Co.

125 JACQUELINE DRIVE, DEPT. 10
BEREA, OHIO 44017
216-243-4452

"It's a Matter of Pride for Both of Us"

101 GIFT & NOVELTY PATTERNS

This wonderful packet contains 101 FULL SIZE PATTERNS of
Gifts, Novelties, Lawn Figures, Bird Houses, Shelves, Action
Windmills, Alphabets, and many more things. Just trace and
saw out. Plus "Make Money Jig Sawing". Only \$7.00 Prepaid
1st Class for this big packet.

MASTERCRAFT PLANS WEST, DEPT. 115H
P.O. Box 625, Redmond, WA 98073



Garden WINDMILLS FULL SIZE PATTERNS

Beautifully your lawn with these picturesque old
windmills, 4 to 6 ft. high. Easy to make with full
size patterns and step by step instructions.
Only \$7.00 Prepaid 1st Class for WINDMILL
PACKET with patterns for both.

MASTERCRAFT PLANS WEST, Dept. 1119H
PO Box 625, Redmond, WA 98073



SAFE • EASY • PRECISE PROFESSIONAL WOOD CARVING



AUTO MACH
by Sugino

Compact. 10,000 rpm oscillating
speed. Pressure activated. Operates on ordinary
household current. Send for free brochure.
Dealers inquiries invited

\$229.00

Visa & Mastercard accepted

SUGINO USA, Inc.

2246-C1 Palmer Dr. • Schaumburg, IL 60173 • (312)397-9401

BRANDING IRON

CHRISTMAS
SALE
\$24.00

CALL TOLL FREE
TO ORDER YOUR
BRANDMARK
1-800-323-2570
(ORDERS ONLY)
8:00 - 5:00 EASTERN TIME

Your Satisfaction Guaranteed

- Convenient torch heating
- Solid Brass—lasts years
- 1st line as shown
- 2nd line—19 letters/
spaces max.
- 3/4" letters
- distinctive border
- Add \$2.50 shipping &
handling
- OH res. add \$1.44 tx



Order by mail from

BrandMark



462 Carthage Dr. • Dept. W-6 • Beavercreek, OH 45385
513-426-6843

TWO EXCITING NEW WOODWORKING ACCESSORIES

CUT PERFECT CIRCLES
(without a pivot hole)

TURN PERFECT SPINDLES
on your drill press



Special
Combo Offer
Both Items
\$35.00
PPD



with RADIAL ARM,
TABLE or BAND SAW.

"Circ-L-Cut" (patented) de-
vice locks in miter groove or
clamps to table. Cut circles
from 3 to 48" in diameter
from any thickness wood or
plastic without a center pivot
hole. Circ-L-Cut is only
\$17.95 PPD Money Back Guarantee! Built In The U.S.A.

Convert your DRILL PRESS to a
VERTICAL LATHE in minutes!
"Dril-Lathe" permits profes-
sional wood turning... up to
1 1/2" diameter and a 12"
length. Uses Double Sealed
Ball Bearing for high speed
and long life. Dril-Lathe is
only \$21.95 PPD

HEPP INDUSTRIES, INC.

687 Kildare Crescent, Seaford, NY 11783 (Dept. W11)

If you would like more
information about advertising
in *WOOD*, contact:

Terry McIntyre
WOOD Magazine
750 Third Avenue
New York, NY 10017
212-551-7130

KELLER DOVETAIL SYSTEM

"In a class by itself . . .

. . . made exceptionally clean
cuts. It has several advantages
over the other jigs. Cleverly
simple!" — *WOOD Magazine*

NOW with a 20 Year Limited Warranty!

Cut through dovetails with
your router and get it right
the first time.

See your Dealer or contact:

KELLER & CO., Dept. G118
1327 I Street, Petaluma, CA 94952
(707) 763-9336

Build Power Tools You Can Be Proud Of... And SAVE!!!

Remember when "quality
craftsmanship" meant something?
With GIL-BILT tools it
still does.

- Construct your own:
- 12-in BAND SAW
 - 18-in BAND SAW
 - 10-in. TILT/ARBOR SAW
 - LATHE/DRILL PRESS COMB.
 - 9-in TILT TABLE SAW
 - 6-in BELT SANDER
 - SPINDLE SHAPER
 - CIRCULAR SAW TABLE

GIL-BILT kits include step-by-step plans, full
scale patterns and all necessary metal parts and
components except wood and motor. Made in
America with pride by Gilliom Manufacturing, Inc.
since 1946.

Send \$6 per plan or \$24.50 for plans for all eight
tools listed above or send \$1 for descriptive
brochure only. Satisfaction Guaranteed.

GILLIOM MANUFACTURING, INC.,

Dept. WD118
P.O. Box 1018,
St. Charles, MO 63302
Phone (314) 724-1812



Featured here: 18-in. Band Saw

Specs: Throat capacity 18 in.
Thickness capacity 12 in.
Table size 26 in. x 28 in.
Table tilt 0° to 45°
Blade furnished 124 in. x 1/4 in. x 6T
Table height 39 1/2 in.
Overall dimensions 33 1/2 in. wide
29 in. deep
71 1/2 in. high
Speed (w/1,725 rpm motor)
425 rpm 2000 bfm
Order No. 451-K only \$189.99 (less
cost of plan, if previously
purchased) plus shipping
Speed reduction kit available for
cutting steel.

FREE CATALOG



Write today to
start your FREE
two-year sub-
scription. Com-
plete selection of
all kinds of
woodworking
tools, competi-
tive prices and
fast, friendly ser-
vice have made
Woodworker's

Supply of New Mexico the preferred
source for professional woodworking tools
and supplies.

Please start my two-year subscription.

Name _____

Address _____

City _____ State _____ Zip _____

Woodworker's Supply


OF NEW MEXICO

5604 Alameda Place, NE • Dept. WM4
Albuquerque, NM 87113 • 505-821-0500

1-800-645-9292

Building Tiny Dreams . . .

- Swiss Chalet
- Lake Home
- Elizabethan Victorian
- Cape Cod
- Colonial



One Plan Builds All Models just \$3.00

or send for Craftplans catalog only **50¢**
Offer expires 1/1/89



Please Enclose: 50¢ Catalog
\$3.00 Dollhouse Plan
\$1.00 Handling charge when ordering plans.

Name _____

Address _____

City/State/Zip _____

Craftplans®

21801 Industrial Blvd., Dept. 1305
Rogers, MN 55374

The Cutting Edge by DRI-COTE™



DRI-COTE is the finest lubricant ever developed for the wood working industry. It is a superb lubricant for lead screws, worn gears and other moving parts. It will protect cutting tools and steel table tops from corrosion as well as bond to saw blades to prevent resin build up. The result is finer cuts and prolonged blade life without contaminating the wood. DRI-COTE is by far the ideal product for any wood shop as it satisfies the needs of any amateur or professional.

DRI-COTE, 10 oz. spray bottle \$9.95 + \$2 shipping from Sandaro Industries, 20 Galli Dr., Suite J, Novato, CA 94949. CA residents add sales tax. Dealer Inquiries Invited

U-CAN-BUILD

WOODWORKING MACHINES

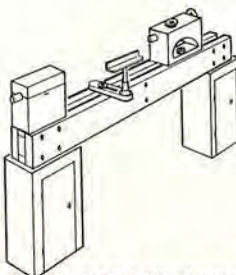
ACCURATE • RUGGED • VIBRATION FREE

DESIGNS: **HUGE BEARINGS & WORK ARBORS**
FEATURE: **AMERICAN MADE INDUSTRIAL MOTOR HEAVY-STRONG MD FIBERBOARD CONSTRUCTION**

• 10" TILT ARBOR TABLESAW



• 18" BANDSAW (RESAWS 12" HARDWOODS WITH EASE)



• 15" INBOARD
24" OUTBOARD
WOODLATHE

• 16" SCROLL SAW

VARIABLE SPEED MODELS AVAILABLE

FREE BROCHURE

CALL: (314) 838-8644

WRITE: J.M. WISE & CO.
BOX 598
FLORISSANT, MO 63032

"NEW" COMPLETE SET OF WOODCARVING TOOLS HONED READY TO USE.

COMBI T-4 \$57.75 PPD
Durable Compact Tool-Box
Included In Offer.
(Not Shown)

Bear NOT Included.



CATALOG \$1.00

NY Residents include sales tax.

Send Check or Money Order to:

WARREN TOOL CO. INC.
Rt. 1 Box 14-A Dept. W
Rhinebeck, NY 12572
(917) 876-7817

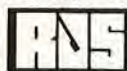
"WARREN TOOLS GIVE YOU THE EDGE"

Carousels



4 HORSES 14" TALL X 11" 8 HORSES 15 1/2" TALL X 18"

Childhood memories of warm summer nights come alive with our exclusive CAROUSELS. A perfect scroll saw project. FULL SIZE PLAN PLUS solid brass rods, lazy susan bearing, screws and flag: Small: \$6.50, Large: \$9.50, only \$14.00 for both. Fast FREE Shipping. \$1.00 subscription Plan and Tool catalog. FREE with order. Send order today to:



RJS Custom Woodworking
P.O. Box 12354, Dept. T
Kansas City, KS 77112

Organize and Protect your copies of WOOD®

Now there's an easy way to keep copies of WOOD® protected, organized, and close at hand when you want to reread an article.

Designed exclusively for WOOD®, these custom-made titled slipcases and binders are sized to hold two year's issues (12 copies). Each binder and slipcase is manufactured from reinforced board covered with durable leather-like material in spice brown. WOOD® is hot-stamped in gold on the spine of each. We include free personalization foil if you care to add indexing by year. Slipcases are V-notched for easy access; binders have special spring mechanism to hold individual rods which easily snap in.

SLIPCASE



BINDER

HOW TO ORDER

1. Send name and address (no P.O. boxes please), to: WOOD® Magazine, Jesse Jones Industries, Department WD, 499 East Erie Avenue, Philadelphia, PA 19134.
2. Be sure to specify style desired (slipcase or binder) and quantity of each.
3. Enclose check or money order for the full amount including shipping/handling and sales tax (PA residents, add 6% sales tax).
4. If you desire to charge your order to a major credit card (Visa, Master Card, American Express), include card name, number, and expiration date.

PRICES		
Quantity	Slipcases	Binders
One	\$ 7.95	\$ 9.95
Three	\$21.95	\$27.95
Six	\$39.95	\$52.95

Add \$1 per case/binder postage and handling. Outside USA add \$2.50 per case/binder. (U.S. funds only.) Pennsylvania residents, add 6% sales tax.

CREDIT CARD ORDERS CALL
TOLL FREE 1-800-972-5858

SATISFACTION GUARANTEED

NEW AND UNUSUAL TOOL CATALOG

Over 100 pages of latest books and quality woodworking hand tools at **NEW LOW PRICES.** Send for **FREE FROG CATALOG** today.

FROG TOOL CO. Ltd.
P.O. Box 8325 Dept. WM12
CHICAGO, IL 60680
Store: 700 W. Jackson
(312) 648-1270



Kits & Hand-Finished Clocks

Each case is handmade by grandfathers in 3/4" walnut, cherry or oak. Precision movements, handcrafted pendulums, and individually hand painted moonwheels.

Write or Call for Catalog \$2

1-800-328-6445

Dept. 021
21195 Minnetonka Blvd.
Excelsior, MN 55331

Serving clockmakers for 65 years.

WOODWORKERS

Save on Wood - Tools - Supplies!

OVER 4000 ITEMS

Send for New 1989 148 Page Money Saving CATALOG



Finest Dimensioned HARDWOODS and Quality VENEERS

42 VARIETIES

1/64" to 4" Thickness

Fast service on choice kiln dried Wood and Veneers, Moldings, Trim, Hand and Power Tools, Lamp Parts, Upholstery Supplies, Clock Movements and Kits, Hard-to-Find Hardware, Finishing Materials, Books . . . over 4000 items in stock! Craftsman—Woodworker's best friend.

CRAFTSMAN WOOD SERVICE

Dept. WM-118, 1735 W. Cortland Ct., Addison, IL 60101
Please enclose \$1.00 to help pay postage and handling.

ASK WOOD

 Print this article

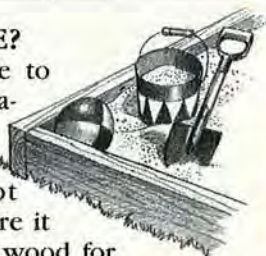
Whether your woodworker's license reads "Beginner," "Intermediate," or "Advanced," you're bound to have a few questions about your favorite hobby. We can help. Each issue, we'll consult our experts for answers to your most-asked questions. Send your questions to:

Ask WOOD®
Better Homes and Gardens®
WOOD Magazine
Locust at 17th
Des Moines, IA 50336

Due to the volume of mail, we can't promise to answer all questions, but we try! Letters selected for use will be edited for publication.

IS TREATED LUMBER SAFE?

Q. Is Wolmanized lumber safe to use in garden and yard applications? I've heard that lumber treated with chromated copper arsenic (CCA) does not leach out. Recently, I read where it is not safe to use CCA-treated wood for cold frames or as sandbox material where children would be exposed to the wood.



—Jack Sedlak, Russell, Ohio

A. We called Dallas and talked to Dennis Macel, a regional sales manager for the Koppers Co. Inc., the firm that holds patent rights to Wolmanized wood. He assures us that picnic tables, sandboxes, fences, and garden frames are some of the best uses of rot-resistant CCA-treated wood. The CCA material, according to Macel, will not leach from the wood.

YOU'LL KNOW A BLADE IS DULL WHEN...

Q. How do you determine when a table saw blade is dull? When is it practical and economical to have a dull blade resharpened?

—Austin T. Moser, Frederick, Md.

A. Jim Boelling, our Project Builder, suggested seven ways to know if a saw blade needs resharpening: if you feel extra vibration, if the wood smokes and burns, if you can hear extra laboring sounds from the motor, if you notice increasing resistance while feeding the stock, if the stock pulls away from the fence, if the teeth show a shiny spot where there once was a point, or if the cut wood pinches the saw blade.

If any of these points occur and if you can't remember when the blade was last resharpened, it's time to visit the sharpening shop!

Continued on page 104

HILLER HARDWARE CO.

ASSURES YOUR SATISFACTION ON ANY ITEM PURCHASED FROM US! WE CAN SHIP YOUR BANK CARD ORDER TODAY

freud INDUSTRIAL SAW BLADES 10" CARBIDE TIPPED BLADES

Blade	Description	Teeth	List Price	Hiller's Price
LU73	Cut-Off	60	86.82	42.99
LU84	Combination	50	81.22	37.00
LU85	Combination	80	120.86	60.00
LM72	RIP	24	70.69	36.00

5/8" BORE STANDARD, ADD \$8.00 FOR ANY OTHER BORE

- WE HONOR ALL FREUD NATIONALLY ADVERTISED SPECIALS
- CALL OR WRITE TODAY FOR CURRENT PRICES ON OTHER TOOLS/ACCESSORIES
- PRICES QUOTED, DELIVERED PREPAID ON \$75 MINIMUM ORDER
- VISA, MASTERCARD ACCEPTED

CALL TODAY FOR NEXT DAY SHIPPING.
803-779-3131 Ext. 10



YOUR WOODWORKING SPECIALIST IN THE SOUTHEAST

● HEGNER ● STANLEY ● LEIGH ● HENCKELS ● MERIT ●

MAKITA ● PORTER CABLE ● DELTA ● BOSCH ● LION ● FOOTPRINT ● MILWAUKEE ● FORSTNER ● JORGENSEN ● 3M ● W.L. FULLER
 MARPLES ● RECORD ● WATCO ● DOWL-IT CLESCO ● GILLESPIE ● FREUD ● NU-LIFE ● DOWL-IT CLESCO ● GILLESPIE ● FREUD

WOOD PARTS FROM MIDWEST DOWEL WORKS

Compare Our Low Prices!

Item	Qty.	Cost
		
3-1/2" Poplar Shaker Peg	\$15/100	—
1-3/4" Mini Shaker Peg	\$7/100	—
3-1/2" Country Wall/Mug Peg	\$15/100	—
2-1/2" Country Shorty Peg	\$12/100	—
Large Bean Pot Candle Cup	\$17/100	—
Brass Inserts	\$9/100	—
1/2" Mini Candle Cup	\$10/100	—
1-1/2" Toy Wheel	\$10/100	—
2" Toy Wheel	\$17/100	—
Axel Pegs	\$4/100	—

SMOOTH SANDED HEARTS

3/4" x 1/8" Hearts	\$2.75/100	—
3/4" x 1/2" Hearts	\$4.50/100	—
1" x 3/16" Hearts	\$6/100	—
1" x 3/8" Hearts	\$7/100	—
1-3/8" x 1/8" Hearts	\$7/100	—
1-3/8" x 1/4" Hearts	\$8/100	—
1-3/8" x 1/2" Hearts	\$10/100	—
2" x 1/2" Hearts	\$18/100	—

Great Buys!

Item	Qty.	Cost
		
3/8" x 36" Standard Dowels	\$21/100	—
3/4" x 36" Oak Dowels	\$15/10	—
3/8" Maple Buttons	\$2.15/100	—
1/2" Maple Buttons	\$2.25/100	—
1-1/2" Maple Spindles	\$9/100	—
2-1/8" Maple Spindles	\$18/100	—

ORDER NOW

MC/Visa Check Enclosed

Total Cost _____

Handling **\$3.00**

Ohio residents add 5 1/2% sales tax _____

Final Cost _____

MC/Visa Number _____

Expires _____ Phone _____

Name _____

Address _____

City/State/Zip _____

FREE 16-PAGE CATALOGUE

Circle this section for FREE Dowels — mixed pack, Maple, Oak, Walnut Cherry, from 1/4" up to 1" Approximately 10 LFT. 14" long. \$5.00 value with any order.

MIDWEST DOWEL WORKS













4631 Hutchinson Road
Cincinnati, Ohio 45248
(513) 574-8488

Same Day Service/Order before Noon
Factory Direct/Satisfaction Guaranteed

CARBIDE TIPPED ROUTER BITS

PROFESSIONAL PRODUCTION QUALITY

1000's SOLD TO READERS OF FINE WOODWORKING

BEST CUT BEST PRICE	ITEM NO.	DESCRIPTION	RADIUS	LARGE DIAM.	CUTTING LENGTH	PRICE
	#01	COVE 1/4" R	1/4"	1"	1/2"	\$13.00
	#02	3/8" R	3/8"	1-1/4"	9/16"	14.00
	#03	1/2" R	1/2"	1-1/2"	5/8"	15.00
	#04	ROUND OVER 1/4" R	1/4"	1"	1/2"	\$15.00
	#05	3/8" R	3/8"	1-1/4"	5/8"	16.00
	#06	1/2" R	1/2"	1-1/2"	3/4"	19.00
	#07	ROMAN OGEE 5/32" R	5/32"	1-1/4"	15/32"	\$18.00
	#08	1/4" R	1/4"	1-1/2"	3/4"	20.00
	#11	3/8" Rabbeting	Deep 3/8"	1-1/4"	1/2"	\$14.00
	#09	1/8" (KERF) SLOT CUTTER		1-1/4"	1/8"	14.00
	#10	1/4" (KERF) SLOT CUTTER		1-1/4"	1/4"	14.00
	#12	45° Chamfer	45° Angle	1-1/2"	5/8"	\$15.00
	#15	Raised Panel	20° Angle	1-5/8"	1/2"	\$25.00
	#35	1/4" V Groove 90°		1/4"	1/4"	\$ 8.00
	#36	3/8" V Groove 90°		3/8"	3/8"	9.00
	#37	1/2" V Groove 90°		1/2"	1/2"	11.00
	#16	3/8" Dovetail 9°		3/8"	3/8"	\$ 7.50
	#80	1/2" Dovetail 8° (For Leigh Jigs)		1/2"	13/16"	12.00
	#17	1/2" Dovetail 14°		1/2"	1/2"	8.50
	#18	3/4" Dovetail 14°		3/4"	7/8"	10.50
	#19	CORE BOX (ROUND NOSE) 3/8" Core Box	3/16"	3/8"	3/8"	\$11.00
	#20	1/2" Core Box	1/4"	1/2"	11/32"	14.00
	#21	3/4" Core Box	3/8"	3/4"	5/8"	18.00
	#056	Tongue & Groove (FOR WOOD THICKNESS FROM 1/2" to 1")		1-5/8"	1"	\$30.00
	#24	1/4" Straight Bit		1/4"	3/4"	\$ 7.00
	#25	5/16" Straight Bit		5/16"	1"	7.00
	#26	3/8" Straight Bit		3/8"	1"	7.00
	#27	1/2" Straight Bit		1/2"	1"	7.00
	#28	3/4" Straight Bit		3/4"	1"	10.50
	#13	Flush Trim	Key Hole	1/2"	1"	\$ 8.50
	#14	3/8" KEY HOLE (This Bit Only HSS)	CUTS 3/8" KEY HOLE FOR FLUSH MOUNTING PICTURE FRAMES, ETC.			\$ 8.50

WHEN ORDERING ANY THREE OR MORE DEDUCT \$1.00 EACH
ALL PRICES POSTAGE PAID

Professional Production Quality • 1/2" Ball Bearing Pilot
• 1/4" Diameter Shanks x 1-1/4" Long • One Piece Construction
• Two Flute Thick High Quality Tungsten Carbide Tips

To order by MasterCard or Visa Toll Free
7 Day—24 Hour Order Service Call
1-800-533-9298
or send check to:

MLCS Ltd., P.O. Box 4053D, Rydal, PA 19046

ASK WOOD

Continued from page 103

DIPPING TOY PARTS

Q. I am making small children's toys from knotty pine ripped and crosscut to 1/4x1/4x5". I have hundreds of pieces I would like to dip in stain the color of medium-strength tea and then finish with a non-toxic finish.

I have tried vegetable oil, but since I can't wipe off the excess oil from each piece, there is always an oily feeling to the strips.

A quick-penetrating water solution would be best, I believe, as I can heat-dry them with a hair dryer.

—Aaron H. Paderofsky, Washington, D.C.

A. We gave John Moser of Wood Finishing Supply in Macedon, N.Y., a call about this one. John suggests you dip the pieces in an alcohol-soluble aniline dye. Adjust the intensity of the stain with alcohol. After the wood dries, dip the pine strips in a lacquer thinned to dipping consistency. "Dipping consistency is tough to determine," John cautions. "If it's too thick, the lacquer dries in strings. You want lacquer to drip off so that the drops separate and don't leave a deposit at the corner. The lacquer dries quickly and toxic-free. You won't need to use heat. In fact, the heat could draw knot resin through the finish."

NEVER JOIN BEFORE ITS TIME

Q. Some time back, I turned some walnut trinket boxes, laminating strips of 3/4"-thick stock built up to 3". I used Franklin Hide Glue. Although not visibly noticeable, several months later I noticed that I could "feel" the glue at each joint. My question is: Should I have used epoxy glue? I've never had this problem before. I would have expected this problem with aliphatic resin glue, but not with hide glue. The wood was seasoned about a year before I glued it up.

—Howard Ryan, Hamilton, Mont.



A. The glue is not the problem, Howard. It's too late to put a moisture meter to the wood, but Jim Boelling, our WOOD magazine project builder, suspects that from what you've told us, the wood was too wet when you built the boxes. The rule of thumb for air drying is two years for the first inch in thickness and one year for each additional inch. It's a good bet the wood was still shrinking away from the joint when you turned the boxes. Sometimes dressing down thicker stock also will destabilize the stock at the time of gluing. If you can safely remount the boxes on the lathe, they can be turned and finished after the wood has stabilized.

And speaking of gluing, hide glue sets best above 70° F. If the room temperature dips below 70° F—as it must on occasion in Montana—you should warm hide glue in water. ☘

Your workshop can PAY OFF ...BIG!

SAVE ... convert low
cost rough lumber
for use in your
home projects

OR

EARN EXTRA
INCOME by supplying
custom Planed Lumber,
trim, and molding to
lumberyards ...
contractors ...
cabinetmakers ... home
hobbyists and others ...



FOUR BIG ADVANTAGES ...



PLANE



MOLD



SAW



SAND

You can plane, mold, saw & sand All with Automatic Power Feed!

From the Day It Arrives ... the Planer will make and save you money. With shortages and inflation driving lumber prices sky-high, this versatile power feed tool quickly pays for itself by easily converting low cost rough lumber into high value finished stock. In just one pass turn out your own quarter round, door and window stop, casing, tongue-and-groove ... all popular patterns. Other operators are making cases for grandfather clocks, furniture, picture frames, bee hives, bed slats, surveying stakes ... all kinds of millwork.

Built For Pros ... Priced For Home Craftsmen ... it is engineered and built to industrial standards, but factory-direct selling keeps the price low. Handles tough oak and walnut as easily as pine, and so simple to operate even beginners with no experience can use it. **Start Your Own Business ...** with just this one low cost power feed machine in a corner of your garage or basement, you're set up to supply lumberyards, cabinetmakers, carpenters, remodelers, contractors and hobbyists in your area with custom-planed lumber, trim, molding ... All of their millwork requirements. You can supply picture frame moldings to art shops, hardware and department stores, or sell direct to framing shops. All standard patterns are available from stock, or we'll custom grind a knife to your own special design or sample.

**FREE
BOOKLET!**

Get **FREE
BOOK** with
facts and
full details

... RUSH COUPON TODAY!



Just Mail Coupon ...
**30-DAY FREE
TRIAL OFFER!!!**
ACT NOW!
Coupon
Brings
Full Details!

SAVE!!! FACTORY PRICES DIRECT TO YOU!



FOLEY-BELSAW CO.
6301 EQUITABLE RD., DEPT. 91358
KANSAS CITY, MO 64120
Established in 1926

YES, please send me the FREE Booklet that gives me complete facts about your Planer-Molder-Sander-Saw and full details on how I can qualify for a 30-Day FREE Trial right in my own shop. I understand there is No Obligation and that No Salesman will call.

Name _____
Address _____
City _____ State _____ Zip _____

THE STORY OF THE FIDDLE AND THE VIOLIN, A FRONTIER MISHAP

Chaney Egerton
Fort Smyrna
Ohio Territory
June 11, 1802

Dear Uncle Zolly,

What a burden has fallen upon my shoulders! Bill Jarvis' mule sat down on the only decent fiddle this side of the Shenandoah. The harvest dance is but three days hence, the young people are sorely vexed, and the job of mending it has fallen to me! I am a good woodworker, but I am no luthier (as these instrument-makers are called). This will surely test my skills. I will continue this letter after the dance, for they are counting on me.

With steam from the kettle, Chaney loosened the remaining glue joints to see what could be saved. The maple neck with its fancy carved scroll and tuning pegs seemed to be alright, as did the ebony fingerboard. The soundbox, however, was smashed. The only other salvageable part was a curious label glued on the inside of the back. Chaney could make no sense of it. It read: "Antonius Stradivarius Cremonensis faciebat Anno 1721."

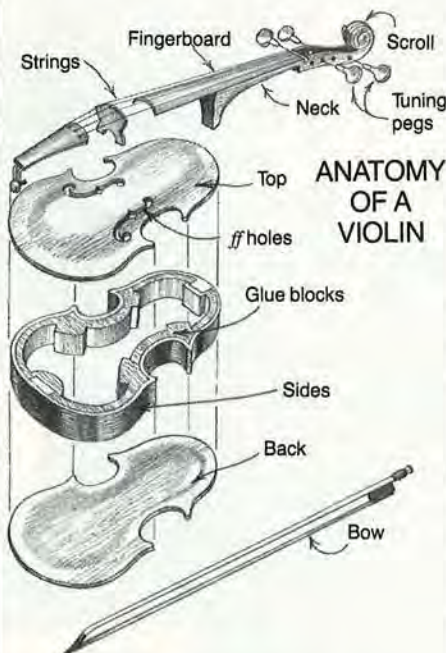
The fiddle's resurrection begins

Chaney did recognize the wood of the back and sides of the fiddle as curly maple. He was able to saw them out from a gunstock blank that he had set aside to season many years before. Lacking the tiny convex-bottomed luthier's planes, he duplicated the broken back just as he would make a wooden platter, shaping its outline and then gouging and smoothing the hollows with a scraper made from an old saw blade.

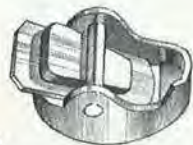
The sides of the fiddle, no thicker than a piece of cardboard, were made from six arching pieces. It was no easy job for him to saw these thin strips from the



Marcus Hansen, instrument maker at Virginia's Colonial Williamsburg, ponders the possible repair of a smashed violin.



LUTHIER'S OVAL PLANE



hard maple. Chaney figured that he would have to dry-bend the wood (steam-bending would make the wood swell up too much), so after heating a musket barrel in the fire, he used it as a hot fulcrum to bend the pieces around. The wood held its shape, but it took him no end of trouble to assemble the six curving pieces with glue blocks at their intersections and then glue them to the back. It is a wonder that he succeeded at all without the aid of a mold, the temporary wooden base used by luthiers.

By now, Chaney reckoned this might not be too hard a job. After all, it was just a glued-up box of spruce and maple. Just a 14"-long box made of 70 (even before a mule sits on it) pieces of wood. It was only a 28-oz. box able to hold the 68 lb. pull of the tuned-up strings on one side. Just a little box that can make a thousand people cry or dance with joy, and Chaney had made boxes before.

Wood with music in it

The top side with the two f-shaped holes in it (he reasoned that they were to let the sound come out) was some kind of quarter-cut spruce. The neighboring cooper had some dry stock set aside for bucket staves, but Chaney must have gone through about a hundred of them before hitting on one that sounded like it had music in it. The original top was made of two pieces glued together down the middle, so Chaney split the stave lengthwise, opened the two pieces out like a book and glued their edges together. He had little time to match the varying thicknesses of the original top, for time was growing short before the dance, and the fiddle must be mended with due haste.

A neatly cut dovetail joined the base of the neck to the topmost glue block in the soundbox. Once he had it set into place, Chaney

Continued on page 108

38" High
Solid Wood



Rocking Horse Kit

Build this beautiful 38" rocking horse yourself, and have a family heirloom. Our rocking horse kit includes solid wood parts cut and shaped, with all trim included, for only \$69.00 ppd. Check or M.O. accepted.

Tampa Wood Products, Inc.
P.O. Box 14427, Tampa, Florida 33690
Phone: (813) 251-6583



Develop a profitable second income in your spare time making small, unique bandsaw boxes. This unpublicized, little-known technique allows you to turn common inexpensive lumber and scraps into valuable utility boxes for the home and office. High demand in gift shops, stationery stores and craft fairs. Fully illustrated instruction booklet of 15 original and profitable designs. Satisfaction absolutely guaranteed. Send \$10.00 to **Box-Art, Dept. P, Box 8069, Woodridge, IL 60517.**



COMPARE
THE
FINEST QUALITY
AT THE
RIGHT PRICE

NORTHEASTERN HARDWOODS

Over 19 species of domestic hardwoods including:
RED OAK
CHERRY
HARD MAPLE
WALNUT
WHITE OAK
BIRDSEYE MAPLE
BUTTERNUT

HARDWOOD LUMBER
FLOORING
PANELING
MOLDINGS
THIN STOCK
VENEER

COMPETITIVE PRICES
NO MINIMUM ORDER
Send \$2.00 for Catalog

NORTHEASTERN HARDWOODS

P.O. BOX 365W • SALAMANCA, NY 14779
716-945-1510

Designer Moulding

- Hundreds of styles to choose from
- Thousands of decorating uses

AMERICA'S MOST BEAUTIFUL,
HARD-TO-FIND, GENUINE
WOOD MOULDINGS
EVER OFFERED BY MAIL!

- Prices start at \$3.50 for 8 ft. lengths
- Stocked for immediate delivery
- SEND \$1.00 FOR FULL COLOR CATALOG

R&R WOOD PRODUCTS CORP.

180-02 137th Avenue, Dept. WD-1,
Jamaica NY 11434 (718) 527-1060

FREE CLOCK KIT CATALOG!

FROM

VIKING

Quality Clock Kits

- Factory Direct Grandfather Clocks
- Assembled Clocks
- Clock Kits

SAVE XTRA 10%
BUY ANY 3 or MORE KITS

Our catalog is filled with factory direct clocks and clock kits, now you can have our catalog ABSOLUTELY FREE. Just call our toll free number or fill in this coupon and mail it today! To: Viking Quality Clock Kits, P.O. Box 1139, Dept. WD128, Fairhope, AL 36533.

CALL TOLL FREE
For Customer Service
1-800-321-1089

If Busy: 205/928-3466

Please Print Clearly

NAME.....

ADDRESS.....

CITY.....

STATE.....ZIP.....

SQUARE DRIVE SCREWS



- "Cam-Out" is a Thing of the Past
- Heat Treated for Strength
- Deep Thread for Holding Power

Special: 100 each of the following sizes, plus a power driver bit and hand driver. Optional set of 6 heavy duty bins (not shown) stack or wall mount.

Size	Length	\$WO Bins	\$ W/ Bins
#6x 1/2, 5/8, 3/4, 1, 1-1/4, 1-1/2		13.35	17.35
#8x 3/4, 1, 1-1/4, 1-1/2, 2, 2-1/2		16.65	20.95
#10x 1-1/4, 1-3/4, 2, 2-1/4, 2-1/2, 3		23.65	27.90

Shipping & Handling (Cont. U.S. Only)	Order Total \$0.01 to \$20.00 \$20.01 to \$50.00 \$50.01 to \$80.00 Over \$80.00	S & H \$3.00 \$4.50 \$6.00 \$7.50
Va. Res. add 4.5% Tax		



McFEELY Hardwoods and Lumber



P.O. Box 3 • 712 12th Street
Lynchburg • Virginia • 24505

1-800-443-7937 • In Va. 1-800-542-2023



WINDOWSILL CAT PATTERNS

12 DIFFERENT PATTERNS
FOR WOOD CUTOUTS
ALL FOR \$6


DAKOTA WIND

DEPT. W128
BOX 866
JAMESTOWN, ND 58402

WOODWORKERS

DOWEL CRAFTER™

Self-Aligning
Doweling Jig



\$35.95 ppd

FREE CATALOG SUBSCRIPTION
WITH PURCHASE.

CATALOG ONLY.

2 year subscription (8 issues) \$4.00.
Free \$5.00 gift certificate with catalog order.

R. A. NESS & CO.
**THE WOODWORKERS
EMPORIUM**

8888 N. MILWAUKEE AVE.

NILES, IL 60648

(312) 824-0565



BYROM™



SAVE
50%



QUALITY
MADE IN
USA

#202-5120

1/2" SHANK 12 PIECE
CARBIDE ROUTER
BIT SET WITH SOLID
BLACK WALNUT WOOD CASE

Retail Value If
Purchased
Separately: \$383.85
SALE PRICE
\$189.95

CALL FOR THE PARTICIPATING
DEALER NEAREST YOU

800-722-5447

Call 1-800-233-7297 (SAWS) for a copy of DML's quarterly promotions and your closest DML distributor.



DML, Inc., 1350 S. 15th St., Louisville, KY 40210

World Class Forstner

Manufactured by Stern, Austria whose reputation for quality wood boring and cutting tools is firmly established in more than 45 countries world-wide.

Doing What Forstner's Do Best

Cutting precise, clean, flat-bottomed holes, at any angle, into any surface dimension.

Made better to work better

Completely machined from a single billet of steel that is the full diameter of the finished drill, Stern avoids swaging the head from a smaller



diameter billet. Grain structure of the steel is kept absolutely consistent which means internal deformations and "weak spots" are virtually eliminated.

Selection

Stern offers one of the widest selections of English and metric sizes, and most custom sizes can be special ordered. Beautiful sets in finished wood boxes are also available.



Acton Moulding and Supply, Inc.
6140 County Rd. 17
Helena, AL 35080
1-800-228-0474
205-863-0130

AAA Wholesale Tool and Supply
17309 Roscoe Boulevard
Northridge, CA 91325
818-996-1800

Atlas American Tool Co.
869 N. Hollywood Way
Burbank, CA 91505
818-954-9497

Nemy Electric Tool Co.
7635-A Auburn Blvd.
Citrus Heights, CA 95610
916-723-1088

Tool City 8
14136 E. Firestone Blvd.
Santa Fe Springs, CA 90670
1-800-423-7899
1-800-826-7819 (CA)

Whole Earth Access
2990 7th Street
Berkeley, CA 94710
415-848-3600

Wisnoms Hardware Supply, Inc.
Corner 1st & Delaware
San Mateo, CA 94401
415-348-1082

Schlusser Tool & Machinery
301 Bryant St.
Denver, CO 80219
303-922-8244

Brian's Tool Sales
9 Moody Road
Enfield, CT 06082
203-623-6282

Jacksonville Woodworkers Supply, Inc.
2535 Powers Ave.
Jacksonville, FL 32207
904-737-7508

R.A. Ness & Co.
8898 N. Milwaukee Ave.
Niles, IL 60646
312-824-0565

The Tool Haus
630 N. Silverleaf
Gladwin, MI 49824
1-800-828-0001
313-743-9300 (MI)

O-P Hardwoods
Springfield, MO 65802
417-531-0939
Eldon, MO 65026
314-623-6490

Diversified Equipment & Supply
11223 Blair Road
Charlotte, NC 28212
704-545-5198

Woodworking Machinery & Supplies
294 Bealy Dr.
Belmont, NC 28012
704-827-3190

The Tool Chest
45 Emerson Plaza East
Emerson, NJ 07630
201-261-8665 (261-Tool)

Hedeler Hardware Inc.
3 No. Main St.
Pearl River, NY 10965
914-735-2066

Northland Woodworking Supply
1 Lee @ N. Genesee Sts.
Utica, NY 13502
315-724-1299

The Woodworkers' Store at Brewer's
161 E. Boston Post Road
Mamaroneck, NY 10543
914-698-3232

Lahman Hardware
4779 Kidron Rd.
Kidron, OH 44636
216-857-5441

Moff Master Power Tools
5228 Market Street
Youngstown, OH 44512
216-783-2130

Quality Saw & Tool, Inc.
328 S. Main St.
Mansfield, OH 44903
419-526-4221
1-800-523-6927 (OH)

Woodcrafters Supply Co.
20 Arcadia Avenue
Columbus, OH 43202
614-262-8095

Woodcrafters
212 N.E. Sixth
Portland, OR 97232
503-231-0226

Mar-Wood Hardwoods
406-A Huntington Pike
Rockledge, PA 19111
1-800-255-8363
215-663-0446 (PA)

Olde Mill Cabinet Shoppe
Rd#3 Box 547-A
Camp Betty Washington Rd.
York, PA 17402
717-755-8884

Cherokee Lumber Company
1410 Sevierville Pike
Maryville, TN 37802
615-982-6250

Wood World
13650 Floyd Rd. Suite 101
Dallas, TX 75243
214-669-9130

Western Woodcraft Supply
3149 South State Street
Salt Lake City, UT 84115
801-485-5823

The Source
7305 Boudinot Dr.
Springfield, VA 22150
800-452-9999
703-844-5460

Madison Builders Supply, Inc.
2021 E. Madison
Seattle, WA 98122
206-328-2964
800-426-1164

Reinhold Brothers Company
2402 West Lisbon Avenue
Milwaukee, WI 53205
414-344-5230

OLD HAND WAYS

Continued from page 106

knew he had the job licked. In his excitement, he almost forgot to replace that curious label so that it could again be seen through the f-holes that he had whittled through the top before he glued it down.

The two different woods posed a problem when it came to the finishing. Chaney knew that the spruce would take up any stain much faster than the maple and turn much darker. To make an even job of it, he prepared a varnish of rosin, turpentine, and linseed oil. He cooked it in an old iron pot, which made the color deeper the longer it boiled. The third coat was barely dry when he reattached the catgut strings. Drawing the horsehair bow across the strings, Chaney brought forth a sound from the resurrected fiddle — something like the screech of a horse stepping on a cat. But, Chaney had never pretended to be a musician as well as a woodworker.

Well, dear uncle, I fixed the fiddle, the dance is done, and my fortune is made! A stranger from Philadelphia(!) was at the dance. He asked to examine my fiddle (it was given to me for mending it). He apparently thought less of my outer work than of my inner, because he became highly agitated when he looked inside. "I can't believe it!" he fairly shouted, and offered me \$500 for it on the spot!

Should I ever have to work again, I am determined it shall be as a LUTHIER, for it is a dandy business.

*Your respectful and obedient nephew,
Chaney Egerton*

By Roy Underhill

Master housewright at Colonial Williamsburg and host of the popular PBS series The Woodwright's Shop, Underhill is also an author and lecturer.

Illustrations: Jim Stevenson

For other areas contact: **Robert Larson Company, Inc.**
33 Dorman Ave., San Francisco, CA 94124 • (415) 821-1021

Dealer inquiries welcomed.



BUILD THIS BLANKET CHEST

(17"D x 18"H x 36"W)

Order plans for this charming reproduction

This beauty will be admired by family and friends alike—especially when they see the great storage space that you've gained for your prized quilts and blankets.

The chest lid is hinged, and a pair of shallow drawers below add an authentic touch.

For complete building plans, including the know-how for duplicating the beautiful antiqued, painted finish, send \$12 ppd. (Canadian residents please remit postal money order in US funds) to:

HAMMERMARK ASSOCIATES

Box 201-ABW11, Floral Park, NY 11002.

Catalog available for \$1.00 (refundable).

Prices effective through 6/30/89.

SHAKER PEGS CANDLE CUPS MUG PEGS

\$17.95 per 100, prepaid.

Wide selection of other wood products.

Catalog \$2.00 or free with order.

Benny's Woodworks

P.O. Box 656, Dept. WD12


Antioch, TN 37013

1-800-255-1335

Shaker Peg



Mug Peg



WOODWORKING TREASURES



Create beautiful scale masterpieces. Simple tools & pride in your work.

They make very special gifts!

Choose from:

- V1. Victorian Glider Pony
- V2. Old English Rocking Horse
- C1. Early American Carousel Mare
- C2. French Carousel Rabbit
- C3. 19th Century Carousel Lion

Order Today

Precut Kits, only \$49.95
Full Size Plans, only \$14.95
Illustrated Brochure, \$1.00



The MASTERS WORKBENCH

P.O. Box 15284 Dept. BW-68 Portland, OR. 97215

The Basic Woodworking Series Now on Video

INTRODUCTION SET \$34.95 (SAVE \$4.95)

HAND TOOLS: Use of over 45 tools for home maintenance and woodworking. \$19.95*

HAND POWER TOOLS AND WOOD: Operation of small power tools. Types, grades, and uses of wood. \$19.95*

POWER TOOL SET \$49.95 (SAVE \$9.90)

WOOD LATHE: Wood turning, scraping, beads, coves, shearing and cutting to size. \$19.95*

TABLE SAW: All basic cuts plus setups for panel doors, chessboards, finger lap joints, etc. \$19.95*

JOINTER AND PLANER: Operation plus combination tools and advanced techniques. \$19.95*

FREE Safety booklet included with each tape.
* Add \$3.00 shipping per tape. Specify VHS or BETA



DR TRAINING & VIDEO, INC.
P.O. BOX 3539, NAPA, CA 94558

SIGNCARVING IS FUN & PROFITABLE!



And it's easy, if you use the Marlin Woodcarvers and accessories. You can carve signs quickly at home or at swap meets. No special training is required. The machines do the work, the operator has the fun and the profits. These machines will also 3-D carve panels and plaques.

SEND \$1.00 FOR OUR FULL LINE BROCHURE AND PRICE LIST AND START PLANNING YOUR FULL OR PART-TIME BUSINESS.



MARLIN INDUSTRIES, INC.

Rt. 70, Box 191, Dept. D812
Cashiers, NC 28717
(704) 743-5551



#9 MODIFIED '57 \$4.95

#1 MONSTER TRUCK \$4.95

STICKLER FOR DETAIL? At last, an exciting new line of REALISTIC Wood Block Models that you can build with your own scrap wood & dowels, and my easy to follow instructions.

MODIFIED '57 measuring over 11" long, 4 3/8" wide & 3 3/4" high, includes details of textured bucket seats, deep sunk wheel rims w/ baby moon hub cap, detailed front & rear bumper, hood, and even side pipes.

MONSTER TRUCK measuring over 14" long, 11" high, w/ 6 3/4" x 4 1/2" monster wheels, 16 shock absorbers, 5 ton military rears, & rear axle supports. Details from engine, transmission, transfer case, & oil pan to K.C. Lights & mirrors.

Send check or money order in the above amount to:

Gatto Plan Supply, P.O. Box 373, Blandon, PA 19510



Solid Cherry Commode Table \$169.00. Ready to assemble, 20" x 27" x 22" high. Also available in walnut, oak and mahogany with matching coffee table. Shipped from stock.

"FREE BROCHURE"
Dept. "M4"



Adams Wood Products, Inc.

974 Forest Dr., Morristown, TN 37814

DAVID J. ADAMS
President

TELEPHONE
(615) 557-2942

DUST COLLECTION

Your best source for a complete line of Round Pipe Fittings



FLEXIBLE HOSE

Available 2" to 24" Diameter
2-ply, wire reinforced

Diameter	10ft.	15ft.
3"	\$57.50	83.75
4"	\$62.00	90.50
6"	\$77.50	113.75

All items in stock ready to ship

ORDER TOLL FREE TODAY! 1-800-367-3828

We Pay ALL Surface Shipping Costs!



MC, VISA, CHECKS ACCEPTED



SEND \$2.50 for FULL catalog, Duct calculator and Design information. Free with order.

Air Handling Systems by
Manufacturers Service Co. Inc.
358-B Bishop Avenue
Bridgeport, CT 06610

(203) 336-0533



WOODCARVER

MACHINES

Make:

- SIGNS IN WOOD
- PICTURES
- ARTS/CRAFTS



PATENTED — TABLE TOP SIZE



T.M. WATSON, M.D.

A.C. WILSON, ATTY.

Signs Any Size or Thickness

MAKE MONEY THE VERY FIRST DAY AS A SMALL BUSINESS, HOBBY, WEEKENDS, CRAFT SHOWS.

\$85 per hour return to you.
Send \$1.00 for info pack.



KIMBALL WOODCARVER CO.

2602-A Whitaker Street - Savannah, Georgia 31401

Visitors Welcome. Call Ahead.



WOODWORKING WORLD SHOWS

MACHINERY, TOOLS, SUPPLIES FOR EVERY WOODWORKER

THE CLEVELAND SHOW — OCTOBER 28-30, 1988
International Exposition (IX) Center, Cleveland, Ohio

<p>CENTRAL NEW YORK STATE SHOW November 4-6, 1988 N.Y. State Fairgrounds, Syracuse, NY</p>	<p>THE VIRGINIA SHOW January 6-8, 1989 Norfolk Scope, Norfolk, VA</p>
<p>PHILADELPHIA AREA SHOW November 11-13, 1988 Hyatt Cherry Hill, Cherry Hill, NJ</p>	<p>THE COLUMBUS SHOW January 13-15, 1989 Veterans Memorial Hall, Columbus, OH</p>

For More Information Call Toll Free M-TH 1-800-521-7623
Woodworking Association of North America - P.O. Box 706, Plymouth, NH 03264 (603) 536-3876

POWERMATIC



Call For Our Low Prices! We carry the entire Powermatic line at very attractive prices. Please call for our prices on the Model 66 and other Powermatic machines. You'll be glad you did!

Model 66 Table Saw with 50" Biesemeyer Rip Fence. 3HP, 1PH or 5HP, 3PH motor FOB our Warehouse.


Mini-Max

World's Best Jointer-Planer

FS35 Jointer-Planer \$2195

Length 63" Width 13 3/4" Weight 719 lbs. 3HP, 1PH or 3HP, 3PH Motor

Please call or write for more information on the FS35 jointer-planer. We stock the entire Mini-Max line. Please call for our prices. FOB our Warehouse. Call for discounted freight rates.



MAKITA

804510	4" finishing sander	\$ 59
1100	3 1/2" planer kit	\$209
1805	6 1/2" planer kit	\$309
2708	8 1/2" table saw	\$229
3612BR	plunge router	\$189
GUIDES	for 3612BR	\$ 28
3601B	1/2" router	\$118
3700B	1/2" trimmer	\$ 95
4301BV	orbital jig saw	\$139
5007NB	7 1/2" circular saw	\$109
6000LR	3/4" clutch drill	\$119
6012HDW	3/4" cordless clutch drill	\$109
9900B	3x21 belt sander	\$129
99824DB	3x24 belt sander	\$149
9401	4x24 belt sander	\$169
98202	blade sharpener	\$169

RYOBI SPECIALS

S500A	3 x 4 1/2 Pad Sander	\$ 39
SU6200	1/2 Sheet Pad Sander	\$ 99
B7075	3 x 21 Dustless Belt Sander	\$105
B7100	3 x 24 Dustless Belt Sander	\$121
B7200A	4 x 24 Dustless Belt Sander	\$148
R151	1HP Plunge Router	\$ 95
R501	2 1/2HP Plunge Router	\$159
TR30U	Trimmer	\$ 77
TS380	14" Miter Saw	\$369



10" width of cut
13 Amp, 110v
Motor
Powered
CALL FOR
OUR PRICE!
AP-10 Thickness Planer

FREUD SPECIALS

TT-108	8 Pc. Turning Tool Set	\$ 59
90-100	15 Pc. Router Bit Set	\$138
92-100	26 Pc. Router Bit Set	\$284
94-100	5 Pc. Router Cabinet	\$159
FB-100	16 Pc. Forstner Bit Set	\$159
EC-900	5 Pc. Shaper Cabinet Set	\$264
EC-209-213	Raised Panel Cutters	\$85
EC-260	3/4" Cabinet Door Set	\$157

Sawblades

LM72M	10", 24T, Rip Blade	\$38
LU73M	10", 60T, ATB Cutoff	\$38
LU84M	10", 50T, Combination	\$38
	Set of Three Above	\$107
LU82M	10", 60T, Triple Chip	\$42
LU85M	10", 80T, Super Blade	\$59
DS306	6" Dado	\$99
DS308	8" Dado	\$109
JS100	Plate Joiner	\$169
JS020	1000 Biscuits	\$29
F1100	Spare Cutter	\$ 34

MAKITA STATIONARIES

2040	15" Planer	\$1275
2020	8" Jointer	\$775

HITACHI

F-1000A	Jointer-Planer	\$1395
CB75F	Resaw Bandsaw	\$1645
C15FBP	15" Miter Saw	\$409
C101FB	10" Miter Saw	\$279
TR12	Plunge Router	\$173

PORTER CABLE

518	3HP Speedtronic Router	\$323
630	1HP Router	\$ 93
690	1 1/2HP Router	\$124
310	Laminate Trimmer	\$124
312	Offset Laminate Trimmer	\$133
319	Tilt-Base Laminate Trimmer	\$138
330	Speed-Block Sander	\$ 64
352	3 x 21 Dustless Belt Sander	\$130
360	3 x 24 Dustless Belt Sander	\$185
362	4 x 24 Dustless Belt Sander	\$198
555	Plate Joiner	\$169
345	Saw Boss	Call

JET POWER TOOLS

JBS-14MW	Metal/wood Bandsaw	\$349
JJ-6	6" Jointer	\$339
JTS-10	10" Contractors Saw	\$439
CTAS-10	10" T/A Table Saw	\$1275
	with 50" Biesemeyer Fence	
JJ-8	8" Long-Bed Jointer	\$899
JWP-15H	15" Thickness Planer	\$999
DC-610	1 HP Dust Collector	\$329
DC-1182	2 HP Dust Collector	\$449

JET Prices include delivery east of the Mississippi.

LEIGH

TD514L	24" dovetail jig with 1/2" bits for 1/2" dovetails	\$239
D1258-12	New 12" jig for through and half blind dovetails	\$255
D1258-24	New 24" jig for through and half blind dovetails	\$289
	Optional Bits in Stock	

Orders over \$35.00 include delivery unless otherwise noted. Prices subject to change without notice.

SHOP SENSE

HOW HARD IS HARD?



If you don't know the difference between a Rockwell scale and the Richter, you're in for a jolt. Granted, buying a hand tool may not be an earth-shaking experience. But, after reading this, you'll at least know what hardness you're paying for.

To grade the hardness of the tempered steel and carbide used in their tools, manufacturers rely on Rockwell scales. Developed in 1919 by metallurgist Stanley P. Rockwell, the scales bearing his name reflect a material's resistance to impact.

General Motors smashes cars into a barrier to gauge damage susceptibility. Manufacturers use a machine called a *Rockwell Hardness Tester* to drop a weighted, diamond-tipped cone a predetermined distance onto the substance being tested. After impact, the machine precisely measures the minuscule depth that the falling object indents the metal. The depth of penetration then becomes the Rockwell scale reading for the material's grade of hardness--the higher the number, the harder the substance.

To keep Rockwell test results meaningful, different materials have different Rockwell scales. As a woodworker, you need only to understand and remember two of them: the scale for edged tools and the scale for carbide.

ROCKWELL C VERSUS ROCKWELL A

Chisels, sheath knives, woodturning gouges, and other cutting instruments receive hardness ratings based on the *Rockwell C* (expressed as *RC*) scale tested against a 150-kilogram weight (about 330

TOTALLY NEW MASS PRODUCTION FURNITURE REFINISHING



MasterFinishers Systems™ is a revolutionary new concept of mass production furniture refinishing. It is a system that has been invented to replace the slow, tedious, exacting work of old-time craftsmen who worked for hours and sometimes days to remove old finishes from furniture by hand. That process is now done automatically with the **MasterFinisher System™** chamber. Therefore, anyone who can flick a switch and has the ability to, say wash a car can operate a **MasterFinishers Furniture Refinishing Factory™**, with tremendous profit potential.

The **MasterFinishers System™** has been so successful for shop owner and founder Al Schmitz of the Detroit area. Personal paychecks many weeks exceeded \$3,000 and some months of 1986 in excess of \$10,000 in quality furniture refinishing from this **MasterFinishers System™**.

If you've ever considered starting your own business and you meet our criteria, the **MasterFinishers System™** is the ultimate in rewarding and profitable business in America today!!

Call for Information (313) 338-1630

Woodworking Tools of Exceptional Quality



You can buy woodworking tools in any hardware store that will help you cut, shape, join and finish almost any project -- but they'll be items that are mass-produced by companies whose only concern is producing a product as cheaply as possible. Yet when you want a chisel of Sheffield steel that holds a fine edge you can shave with... a gouge that obeys your hands like your fingers, bringing out all your skill...a truly balanced plane that fairly sings through the work --where do you look?

Since 1928, we have searched the world for tools you don't just buy, but adopt; tools made by craftsmen for craftsmen, classics of lifetime quality for people who love to work with their hands...carvers, cabinetmakers, finishers, hobbyists, builders, teachers. Our catalog details over 4,000 tools; our stores have even more.

For your Free copy of the Woodcraft catalog write:



WOODCRAFT SUPPLY CORP.
Dept. WBH118
41 Atlantic Avenue, Box 4000
Woburn, Massachusetts 01888

pounds). Chisels, for example, generally have a hardness rating from 58 to the mid-60s.

Teeth on many circular saw blades have to be bent to the side, or "set," so, compared to chisels, they must be of a relatively softer-tempered steel. A saw blade with the teeth area tempered to the rating of a chisel would be too brittle to set. Instead, they fall in the Rc 40-45 range, which probably won't be advertised as more than "body of hardened steel."

Manufacturers rate carbide on the *Rockwell A* (expressed as *Ra*) scale tested against a 60-kilogram weight. The ratings read C-1 through C-4—the higher the number, the harder and more brittle the substance.

FINDING QUALITY IN THE NUMBERS

Manufacturers selling high-quality carbide-tipped saw blades and router bits traditionally pick the correct hardness grade for the job. Barry Dunsmore, assistant vice president of Freud, Inc., notes that the grade of carbide used on tools depends on their application and the amount of abuse or shock they will receive.

Shaper and router cutters, with only two to three wings, contact wood intermittently, and receive intense pounding. Only a softer, C-2 grade carbide can withstand the beating.

Circular saw blades, on the other hand, have enough teeth to receive a more even and constant pressure with less shock. Therefore, teeth can tolerate more brittle grades—up to C-4.

High Rockwell C ratings result in expensive tools. Harder steel holds an edge longer than softer steel. However, the harder the steel, the more brittle it becomes. Softer steel, while it dulls faster, resharpenes more quickly. So, perhaps you don't need top-dollar, Rc 65-rated steel. Tools rated as low as Rc 58 will still be an excellent and affordable value. 🌱

Illustration: Jim Stevenson

NEW "Quad-Drive" DRUM SANDER with Infinitely Variable Power Feed!



At last! A complete power-feed Drum Sander at an affordable price! Choose from 12" and 26" models SAVES TIME...IMPROVES RESULTS. Use this high-tolerance machine for light dimensioning as well as the finest finish work. Now you can add new beauty to each woodworking project, save hours of tedious hand sanding! In a matter of seconds you can produce a satin-smooth finish impossible to duplicate with hand methods or hand-held power sanders...no more low spots, waves or cross-grain marks! Check these advantages...

FREE FACTS!

Send for complete facts on how you can try this low-cost tool in your own shop for one full month without risk. See how the sander can dimension and finish-sand cabinet pieces, resawn stock, paneling, toys, tabletops, knees, burls, crotches and much, much more! You'll soon find it's one of the most valuable tools in your shop! Made in U.S.A. Easy Terms.

Call Toll-Free 1(800) 538-4200, Ext. 2428

NEW INFINITELY VARIABLE FEED RATE gives you total control in any sanding situation!

EXCLUSIVE QUAD-DRIVE FEED SYSTEM...four, power-feed rollers for maximum traction. Eliminates oversanding at first and last few inches of a board!

NEW FELT-BACKED ABRASIVE mounts in just seconds to Velcro covered drum. The harder you sand, the tighter it stays! Eliminates stretching...allows fast removal and re-use!



YES! Please rush my **FREE INFORMATION KIT** and details on your 30-Day Free Trial Guarantee.

Woodmaster Tools, Dept. RW28
2908 Oak, Kansas City, MO 64108

NAME _____

ADDRESS _____

CITY _____ STATE _____ ZIP _____

Dealer's choice.

The **Excalibur T-Slot Fence System** turns table saws into precision wood-working machines.



EXCALIBUR MACHINE & TOOL COMPANY
U.S.A. 210 Eighth St. South, Lewiston, NY 14092
TOLL FREE: 1-800-387-9789
CANADA 3241 Kennedy Rd., #7 Scarborough, Ont. M1V 2J9
(416) 291-8190

PLEASE PHONE FOR THE NAME OF YOUR NEAREST DEALER
DEALER INQUIRIES ARE WELCOME

THE EXCALIBUR T-SLOT FENCE SYSTEM IS AT SELECTED DEALERS NOW!

NOW! Get in on the PROFITS in

SMALL ENGINE REPAIR!



Start your own money making business!

Work part time, full time—right at home—we help you every step of the way.

No doubt about it... as a small engine pro, you can cash in on the huge demand for qualified men in one of America's fastest growing industries. You'll be able to command top hourly rates of from \$25.00 to \$30.00 per hour—and that's just for labor. A simple tune-up earns as much as \$49.95 for less than an hours work, and parts, engines and accessories will add even more to the profits.

Plenty of business waiting for qualified men.

65,000,000 Small Engines Are In Use Today!

That's the official count from the Engine Service Assn., and one-million new engines are being built each month. With fully accredited Foley-Belsaw training, you can soon have the skills and knowledge to make top money servicing these engines. People will seek you out and pay you well to service their lawnmowers, tillers, edgers, power rakes, garden tractors, chain saws, minibikes, snowmobiles, generators, go-carts, paint sprayers, snowblowers... the list is almost endless.



Professional Tools and Equipment, PLUS 4 H.P. Engine ALL YOURS TO KEEP... All at No Extra Cost.

NO EXPERIENCE NECESSARY!

You don't need to be a 'born mechanic' or have any prior experience. You can master this profitable trade right at home in your sparetime. Lessons are fully illustrated... so clear you can't go wrong, and with our famous 'learn-by-doing' method you get practical 'hands-on' experience. We also show you how to get business, what to charge, where to get supplies wholesale...all the inside tricks of the trade you need to assure success right from the start.

Send for FREE Facts—Do It TODAY!

NO Obligation—NO Salesman Calls!

You risk nothing by accepting this offer to see how easily you can learn the skills you need to increase your income in a high-profit business of your own. Just fill in and mail coupon below (or send postcard with name and address) to receive full information by return mail.

RUSH COUPON TODAY

Foley-Belsaw Institute
6301 Equitable Rd.
Dept. 51549
Kansas City, MO 64120



FREE BOOKLET!

Send for your copy today!

FOLEY-BELSAW INSTITUTE

6301 Equitable Rd., Dept. 51549
Kansas City, MO. 64120



YES, please send me the FREE booklet that gives full details about starting my own business in Small Engine Repair. I understand there is No Obligation and that No Salesman will call on me.

NAME _____


ADDRESS _____

CITY _____

STATE _____ ZIP _____

YESTERDAY'S TOOLS

FOLDING RULES RULED OUT BY PROGRESS



Top to bottom: A 2' four-fold Stanley No. 87 ivory rule with German silver, valued at about \$150; an H. Chapin 1' four-fold, boxwood rule, valued at about \$35; and a 3' four-fold Lufkin no. 3881 rule, about \$30. The arched-top hinge shown on these rules was the most popular type.

Prior to the establishment of linear standards in Europe and America in the early 19th century, measuring was a highly individual endeavor. In the days when the English inch equaled three round, dry barley grains placed end to end, homemade rules prevailed. Craftsmen cut these handcrafted tools from wood in 2-3' lengths. Brass nails or saw kerfs marked the increments down to 1/4".

Standards of measurement enabled the mass production of rules. But, until the advent of precise equipment to machine the wood, stamp out and install the hinges, and apply the scale graduations in the mid-1800s, manufacturing rules was a labor-intensive task. With machines, the folding-rule industry boomed in the United States. By the early 1870s, New England manufacturers alone produced more than 50 styles.

EYE-PLEASING RULES WITH TRIM OF GERMAN SILVER

Offered in two-fold and four-fold models and 1', 2', 3', and 4' lengths, the machine-made folding rules became standard tools. The arched-top hinge shown above became the leading configuration.

For rule bodies, most companies favored boxwood, a dense, stable wood first imported from Turkey and Russia, and later Venezuela. Hickory, mahogany, maple, and rosewood also appeared as rules. However, the most expensive rules were made from elephant ivory.

Corrosion-resistant brass, because it machined easily, became hinges and binding for most rules. For ivory rules, metal mate was German silver (a copper alloy).

MEASURING ELEGANCE BOWS TO CONVENIENCE

Following the development of the more-easily extended zigzag rule and the compact, coiled-spring tape measure in the early 1900s, the folding rule lost its appeal. The Stanley Rule and Level Company—one of the world's foremost manufacturers of folding rules—discontinued making ivory rules by 1920. By 1945, Stanley sold only a handful of boxwood rules.

Boxwood folding rules sell in the \$10 to \$20 price range. Unusual examples, such as rules with rare markings, sell for \$100 and up. Ivory rules start at \$100 in less-than-fine condition, and have been sold for more than \$1,000 in prime condition.

Photograph: Jim Kascoutas

From the Editors
of WOOD® Magazine!

BUYER'S GUIDE TO WOODWORKING POWER TOOLS

FACTS, FEATURES, AND SPECS
FOR MORE THAN 150
MODELS




Table saws and
blades
Drill drivers
Drill bits
Band saws
Routers
Router bits
Scroll saws
Lathes
Turning tools
Plus 8 pages
of nifty new
products

HERE'S THE COMPLETE
POWER TOOL BUYING GUIDE
YOU'VE BEEN WAITING FOR ...

*Reserve Your
Copy Now!*

TO ORDER: detach coupon below, fill it out, enclose it with payment (or credit card information) & mail to: WOOD®, Locust at 17th, Box 10617, Department 210013, Des Moines, Iowa 50336. We'll deliver the buying guide right to your door - and pay all postage costs!

**SUPPLIES
ARE LIMITED -
ORDER
TODAY!**

**OR, FOR FASTER SERVICE
CALL TOLL FREE
1-800-678-2666**

DETACH HERE ✂

This comprehensive power tool guide is a "must-have" for your woodworking shop. Consult it before you buy - and save yourself time and money! It features the very best in ...

- * Routers and router bits
- * Cordless drills and drivers
- * Scroll saws
- * Band saws
- * Table saws and blades
- * Lathes and lathe tools
- * New product information

DETACH HERE ✂

YES! Please send me The 1988-89 Buyer's Guide to Woodworking Power Tools for just \$3.95.

**ONLY
\$3.95**

Name _____

Address _____ Apt. # _____

City _____

State _____ Zip _____

CHECK ONE I'm sending a check or money order

Please bill my MASTERCARD VISA

Card # _____

Exp. Date _____

Cardholder's Sig. _____

WOOD®, Locust at 17th, Box 10617, Department 210013, Des Moines, Iowa 50336

210013



IF EVERYBODY SAYS IT CAN'T HAPPEN TO THEIR KIDS, THEN WHOSE KIDS IS IT HAPPENING TO?

Not yours, right?

Well, would you feel any differently if you knew 17% of all high school seniors have tried cocaine? And 40% of those are using it currently.

Not your kid? Well, how about his...54% of all high school seniors have smoked marijuana. And over half of them smoke it regularly.

Still not your kid? Or maybe you're not so sure anymore.

Well, the best way to know for sure is to talk with your child. Of course, speaking to your child like this

takes a lot of courage. And to do it effectively takes a lot of homework—like reading articles, attending meetings, and talking to other parents. This way, your child will see you as a well informed source.

Listen, we're not using these statistics about marijuana and cocaine to scare you.

Then again, that's exactly what we're trying to do.

If you're afraid your child may be included in some of these numbers, get help. Contact your local agency on drug abuse for more information.

Information



Print this article

WORTH WRITING FOR

You can get useful ideas and product information by mail. Use the coupon in this section to order your choice of literature listed below.

POWER TOOLS

SCROLL SAW AND LATHE INFORMATION — More than 20 pages of information, including full-color photos, on HEGNER precision scroll saws, HEGNER lathes, and HEGNER duplicators. Find out why these machines are considered state of the art, and what to look for when shopping for scroll saws or lathes. AMI, LTD. \$1.00. *Circle No. 3.*

WOODWORKING PROFESSIONALS ONLY — Now save 50% on machinery, 70% on operating costs! How? By using the world's finest production quality universal machine. Commercial durability, utmost precision, set-up in seconds. No other tool combines usable capabilities like FELDER. Thousands sold all over the world. Now available in America through AMI. Send for brochure. AMI LTD. \$1.00. *Circle No. 4.*

THE FIRST LINE IN JIG SAW — BOSCH — Bosch gives professionals a selection of top-of-the-line jig saws as well as an impressive selection of blades. Wholesale prices. Send for literature. AVIATION INDUSTRIAL SUPPLY. \$2.00. *Circle No. 12.*

DREMEL GUIDE TO COMPACT POWER TOOLS — Contains 266 pages of charts, project plans, "quick fixes", and over 425 photos on how to use all Dremel power tools. Also contains detailed information on how to use the Moto-Tool, which bit to use to cut, carve, grind, polish, sand, engrave, etc., and correct speed for best results. DREMEL, Div. Emerson Electric Co. \$7.95. *Circle No. 33.*

WOODWORKING MACHINE CATALOG AND PRICE LIST — 2.5 hp shaper with 3/4" spindle with sleeve to 1 1/4". Planing/thicknessing machine with add-on attachments for sawing, slot mortising and molding. 3-speed bandsaw with disc sander built-in. Woodturning Lathe 39.4" between centers. EMCO USA. 15¢. *Circle No. 36.*

FREE SUBSCRIPTION TO FOLEY-BELSAW NEWS BULLETIN — For a limited time Foley-Belsaw will be giving away a 1-yr. subscription to their 64-page color publication. This publication includes stories and shop tips on all types of woodworking, tool sharpening, upholstery, engine repair, and locksmithing. The magazine, published six times a year, includes many special offers on Foley-Belsaw Co. FOLEY-BELSAW. Free. *Circle No. 41.*

BEAT INFLATION AND HIGH LUMBER YARD PRICES — Turn trees into valuable lumber with the world famous One-Man Portable Sawmill. Goes right to the trees—turns out smooth, truecut lumber every time. No crew needed, no experience necessary. Send for booklet. FOLEY-BELSAW CO. Free. *Circle No. 42.*

INCA MACHINERY INFORMATION — Complete information on the famous line of Inca Swiss woodworking machines. Designed for precision work by the small to medium sized cabinet shop. Used by thousands of hobbyists and professionals. Table saws, bandsaws, joiner/planners, dust collector, radial arm saw. GARRETT WADE CO. Free. *Circle No. 44.*

POWER TOOLS FOR WOODWORKING — Sold for 40 years. Plans & kits of metal parts to build sturdy power tools that last for years. 5-yr. warranty on parts. Kits & plans \$39-\$189. Simplified step-by-step plans with full sized patterns for wood base may be ordered separately. Parts & accessories sold individually. Send for descriptive brochure & prices. GILLIOM MFG. INC. \$1.00. *Circle No. 47.*

IF YOU ARE INTERESTED IN FINE WOODWORKING — you will not find better machinery than that sold by J.P. Humfrey Ltd. For example, we have 10-in. general tablesaws (3 HP, magnetic switch, available at FOB New York. Send for brochure. J. PHILIP HUMFREY INT. \$1.00. *Circle No. 51.*

LOBO POWER TOOLS — Our lower prices make our fine woodworking machines more affordable for you, "our customers." We sell a complete line of band saw joiners, planners, drum sanders, shapers, and much much more. All of our machines come with a 1-year warranty. Order today for a free catalog. LOBO POWER TOOLS. Free. *Circle No. 57.*

MAKITA U.S.A. INC. — offers all new 86-page catalog on their professional line with special emphasis on the entire cordless line. Catalog provides complete information along with available accessories, practical applications at suggested retail prices. MAKITA U.S.A. INC. Free. *Circle No. 61.*

SCROLL SAW — Information package available from Penn State Industries describing the specifications and applications of its super 15-inch scroll saw. Special discount pricing available on current promotion. PENN STATE INDUSTRIES. Free. *Circle No. 76.*

QUALITY AMERICAN-MADE SCROLL SAWS — The RBI Hawk family of Precision Scroll Saws with 6 models, one to fit your needs. Patent pending Camover Quick Blade Change system, 2 way tilting tabletop, 2 speed or variable speed motor, all add up to make the Hawk the best value on the market today. Virtually end sanding forever! Send for the facts. RB INDUSTRIES, INC. Free. *Circle No. 84.*

AMERICAN WOODWORKING EQUIPMENT — Over 60 years of experience manufacturing first quality woodworking machinery. The RBI Woodplaner a leader in versatility and durability featuring planing, moulding, sanding and gang ripping capabilities all in one space saving machine. The RBI Joint Machine makes most precision joints simple to make in just seconds. Send for fact filled brochure. RB INDUSTRIES, INC. Free. *Circle No. 85.*

SAKURA SCROLL SAW INFORMATION — You owe it to yourself to compare the value-priced 14-inch 3-speed ScrollMate with other units before you make your buying decision. It offers a built-in air bellows; stand; quick, safe speed changes; and a full 2-year limited warranty—all at a price that's tough to beat. SAKURA USA. \$1.00. *Circle No. 87.*

SCHPEPPACH #1 NAME IN STATIONARY EQUIPMENT — Scheppach from Europe has a full line of stationary equipment and combination machines considered #1 in Europe for quality, design, and lasting value. Price of full color catalog is refundable with first purchase. Dealer inquiries welcome. SCHEPPACH AMERICA. \$2.00. *Circle No. 88.*

THE VERSATILE TOOLMAX T310 — woodworking machine solves the common "too small a shop" problem by combining a 10" table saw, 1" spindle shaper, 12" jointer, 12" planer and fully adjustable mortising table. Saves 90% on space and 60% on investment. Send for complete color information pack. TOOLMAX. \$1.00. *Circle No. 90.*

MOLDER-PLANERS FROM WILLIAMS & HUSSEY — Mold, plane, and edge, convert from moulder to planer in less than 2 minutes. The W-7 series is available in 3 models for manual, power in feed, or power in feed/out feed. The units plane to a satin, almost sanded finish, produce doll house to crown sized mouldings, raised panels, and virtually any shape profile. Custom knives available up to 7" wide and 3/4" depth of profile. Rugged, well-made, dependable, and transportable. Complete with sturdy movable stand. Send for catalog. WILLIAMS & HUSSEY. \$1.00. *Circle No. 93.*

PORTABLE SAWMILLS — Convert logs into valuable lumber — Wood-Mizer® Products manufactures a line of portable bandsaw mills that allows the novice as well as the experienced sawyer to safely convert standing logs into lumber. Then, with the use of our SolaryDry™ Kiln or Vacu-Kiln™ to dry your lumber, you could increase the value of every board you produce. We manufacture some of the most progressive woodworking equipment on the market today. Product videos available. Send for our 44-page catalog. WOOD-MIZER PRODUCTS. \$1.00. *Circle No. 94.*

IS THIS THE WORLD'S BEST JOINER-PLANER? — We think so and invite you to take a closer look! MiniMax's new FS-95 joiner-planer combines industrial quality with an affordable price that will appeal to professionals and amateurs alike. THE XYLOPHILES CO. \$1.00. *Circle No. 97.*

WOODWORKING MACHINES — New designs that allow you to build accurate, rugged, vibration free machines. 1/4 the cost of their industrial counterparts. 10" tilting arbor tablesaw, 18" bandsaw, 15" inboard-outboard lathe. Send for brochure. J. M. WISE & CO. Free. *Circle No. 98.*

HAND TOOLS

VISE-GRIP® QUICK-LOCKING C-CLAMPS — Self-leveling, swivel pads protect wood surfaces, while famous quick-locking action saves time and effort while clamping on any project. Brochure details 5 sizes from 4-24 in. AMERICAN TOOL CO., INC. 25¢. *Circle No. 105.*

DIAMOND WHETSTONES BY DMT — Discover the ease and speed of sharpening on the finest Diamond Whetstones. Five sizes from 3" to 12" in fine, course, and extra course. Finest monocrystalline industrial diamonds permanently bonded in nickel. Lubricated with water rather than messy oil. Stays flat, unbreakable. Twelve years of serving sharpening needs. Satisfaction guaranteed. Send for full color catalog. DIAMOND MACHINING TECHNOLOGY, INC. \$2.00. *Circle No. 112.*

FINEST QUALITY WOODWORKING & CARVING TOOLS — Featuring Hirsch, Sorby, Footprint, and many other

fine European and domestically made tools, books and plans. Carvers, turners and weekend woodworkers will appreciate these quality tools. Price of catalog is refundable with first purchase. NORTHLAND WOODWORKING SUPPLY. \$2.00. *Circle No. 155.*

PERSONAL BRANDING IRONS — Brochure describes branding irons that enable you to put your name on you work quickly and easily. Made especially for branding wood, they are available with 1, 2, or 3 lines of copy or with your logo. Changeable date also available. NOVA TOOL CO. \$1.00. *Circle No. 160.*

THE JAPAN WOODWORKER'S 1989 CATALOG — is loaded with the best tools you can get your hands on. In our catalog you will find a complete selection of Japanese tools for the woodcarver, carpenter, and cabinet maker. Send for catalog plus supplements for next two years. WOODLINE-THE JAPAN TOOL & SUPPLY. \$1.50. *Circle No. 190.*

STAINS/FINISHES

SIMPLE SYSTEMS FOR WOOD STAINING AND FINISHING — A 24-page, 4-color booklet gives plenty of helpful tips for better results. Included are tips on how to apply a bartop finish in one day, prevent wood from yellowing, create stain colors, apply water clean up stains and finishes, and more. DEFT, INC. 50¢. *Circle No. 215.*

BEAUTIFUL WIPE-ON WOOD FINISHING — is explained in a booklet from a pioneer in wipe-on finishes since 1928. Wood finishes that produce a beautiful hand-rubbed finish without messy brushes or spraying. Specially formulated finishes that simply wipe-on with professional results every-time — guaranteed! Unlike conventional finishes these will never yellow, crack, or craze and they dry dustfree without runs. These finishes will bring out the natural beauty of the wood and never needs waxing. Send today for your wood finishing guide and products catalog. GENERAL FINISHES. 25¢. *Circle No. 225.*

EASY WOOD FINISHING — Learn how to finish wood easily and beautifully with Watco, original Danish Oil Finish. Get a natural, hand-rubbed look in one step...one product. Full color brochure includes usage, tips, trouble-shooting, and more. WATCO-DENNIS CORP. Free. *Circle No. 270.*

PLANS

OVER 1000 WOODCRAFT PATTERNS! — Create gifts, toys, whirligigs, lawn ornaments, folk art, bird houses and feeders, magazine racks, household accessories, plus much more! Simple enough for the beginner, fun and profitable for the pro. Catalog plus sample pattern. ACCENTS IN PINE. \$2.00. *Circle No. 310.*

WOODWORKERS' PLANS AND SUPPLIES — Wood projects are simplified with the high quality plans, specialty hardware and other supplies offered by Armor Products. Over 1000 plans are available for making toys, desks, clocks, pool tables, lamps, chests, and other furniture. Movements, dials, moldings, ornaments, dollhouse kits, door harp supplies and tuning pins are also available. ARMOR PRODUCTS. \$1.00. *Circle No. 315.*

CRAFTPLANS CATALOG — Wide selection of ideas, plans, patterns for woodworkers. Simple bird houses, toys, weather vane, furniture, entertainment centers, computer desks and much more. CRAFTPLANS CO. 50¢. *Circle No. 325.*

BUILD MINIATURE HORSE-DRAWN VEHICLES — The Concord Stagecoach symbol of the Old West, the Conestoga Covered Wagon, and the Prairie Schooner are some of the vehicles you can build using our plans in 1/12 and 1/8 scale. Concord Coach and Conestoga are available in full size 1" scale cutting patterns. Also English vehicles, some in 1/20 scale cutting patterns excellent for beginners. Ready-made plastic wheels available for 1/20 scale vehicles. Also books featuring from England, "Making Horse-Drawn Vehicles" by John Thompson, who has done extensive work in this area. CRISS-CROSS CREATIONS. \$1.00. *Circle No. 332.*

PATTERNS BY DESIGN GROUP — Hundreds of interesting, useful and fun items to create for personal use or profitable sale. Our newest catalog contains plans for toys, games, plaques, puzzles, birdhouses, planters, furniture, and much more! All Design Group patterns are professional, "same size" blueprints. No enlarging or reducing is necessary. Simply trace outline of item onto wood and create! Started in 1977, Design Group has sold thousands of patterns to thousands of satisfied customers. Prices start at \$1.00, all patterns come with a full money-back guarantee. Wholesale and bulk prices are available on request. Fully illustrated catalog. DESIGN GROUP. \$1.00. *Circle No. 340.*

FULL-SIZE FURNITURE PLANS CATALOG — Illustrates and describes over 200 plans for making furniture of quality found in museums and fine furniture stores. Plans include rolltop desk, cradles, dining tables, chairs, buffets, chests, gun cabinets, poker table, children's furniture, rocking horse, spinning wheels, and more. Bill of materials exploded drawings assist the woodworker. FURNITURE DESIGNS, INC. \$2.00. *Circle No. 345.*

STICKLER FOR DETAIL?—At last an exciting new line of realistic wood block models that you can build with your own scrap wood and dowels and my easy-to-follow instructions. Highly detailed plans for a 20x8 3/4-in. dump truck. GATTO PLAN SUPPLY. \$8.00. *Circle No. 355.*

COUNTRY FURNITURE PLANS — Our catalog features more than 30 designs—from a washstand to a roll top desk. Our new book on finishing and refinishing will show you how to finish projects like the pros. Also included are various products for the home workshop. Send for our latest catalog (price of catalog deductible from first order). HAM-MERMARK ASSOCIATES. \$1.00. *Circle No. 370.*

WOODWORKING PLANS — Catalog of full-size plans printed on heavy paper for toys, gifts, novelties, action windmills, shelves, birdhouses, garden furniture, Dutch windmill, lawn ornaments, old-fashioned lawn swing, jigsaw projects for children, and more. MASTERCRAFT PLANS WEST. \$1.00 (refunded with first order). *Circle No. 390.*

FULL SIZE PLANS—for fine furniture, home accessories, and toys featuring *Plan Plus*—the plan complete with hardware and hard-to-find components. "All American Tool Collection" spotlights shop-tested tools made in USA. 16-page catalog; price refunded with first order. RJS CUSTOM WOODWORKING. \$1.00. *Circle No. 424.*

LUMBER

QUALITY EXOTIC LUMBER/TURNING WOODS—We offer a comprehensive selection of fine quality exotic woods: Ebony, Kingwood, Tulipwood, Snakewood, African Blackwood, Cocobolo, Bloodwood, Figured Maple, Spaulded Maple, Padauk, etc. Unique and unusual turning woods and burls are also available. Send for catalog. BERA HARDWOODS. \$1.00. *Circle No. 510.*

WOODWORKERS! HELP CELEBRATE OUR 58TH YEAR OF SERVICE — Send for our new 148-page Craftsman 1987-88 Catalog #54. 42 varieties of choice hardwoods 1/64 in. to 4-in. thickness. Fine hardwood veneers, tools, moldings, trim, marquetry inlays, upholstery and lamp supplies, finishes, clock kits, and hard-to-find hardware. 4,000-plus items for your projects. CRAFTSMAN WOOD SERVICE CO. \$1.00. *Circle No. 520.*

EdLco — WE KNOW OUR LUMBER — Educational Lumber Company is pleased to offer you our new catalog, stacked with excellent buys at delivered prices. Available to you are over 21 species of imported as well as domestic hardwoods, softwoods, turnings, shorts, veneers. All our lumber is kiln dried. As school shop suppliers for 35 years, we know our lumber. It is top-grade. Send today and receive your BONUS GIFT: 4 new furniture designs. EDUCATIONAL LUMBER CO., Inc. \$2.00. *Circle No. 530.*

RARE AND EXOTIC TROPICAL HARDWOODS—for the serious turner and woodworker. Largest commercial selection of hard-to-find heavyweight dimensions in the U.S. Includes rare Macassar Ebony as well as Bocote, Brazilwood, Cocobolo, Primavera, Courbaril, Paldao, Lignum Vitae, Ziriote, Kingwood, and others. Turning Stock and some lumber. Wholesale and retail. Best prices from Direct Importer. Color catalogue with prices, description and inventory. ART EISENBRAND, INC. \$1.00 (refundable). *Circle No. 535.*

THIN LUMBER—Approximately 20 species—1/8" to 3/4" thickness. Thinner material sanded, all KD & surfaced—UPS delivery in continental US included in price. HARDWOODS OF ILLINOIS. 50¢. *Circle No. 545.*

LARGEST SELECTION EXOTIC HARD AND SOFT WOODS—When in Florida come see us or send for our price list of Florida's largest and most unbelievable selection of exotic imported and native hard and soft woods, table slabs and veneers. We also stock Ashley Isles carving tools, Watco Danish oil finishes, and a complete line of Deft products. HENEGAN'S WOODSHED. \$1.00. *Circle No. 547.*

THE BEST LUMBER AT THE RIGHT PRICE—Located in close proximity to some of the most ideal growing ranges for Red Oak, Pennsylvania grade Cherry, Hard Maple, Ash, Poplar, and other hardwoods, we can supply your needs with the highest quality hardwoods. Our experience in hardwood purchasing and our dedication to keeping our overhead low is your guarantee of low prices. No minimum order. Retail and wholesale. Send for 20-page catalog. NORTH EASTERN HARDWOODS. \$2.00. *Circle No. 563.*

RARE IMPORTED EXOTIC AND DOMESTIC HARDWOODS—The world renowned Martin Guitar Co. sells wholesale and retail exotic wood (4/4, 5/4, 8/4) and sawn veneers (1/8" & 1/4" Sanded Stock), plus guitar parts, kits, accessories and second quality guitars. Send for catalog. SAWMILL/WOODWORKER'S DREAM. \$1.00. *Circle No. 578.*

GENERAL WOODWORKING CATALOGS

EVERYTHING FOR THE WOODWORKER — Wide selection of woodworking supplies, including candle cups and

shaker pegs. Price of catalog is refundable with order. BENNY'S WOODWORKS. \$1.00. *Circle No. 810.*

FROM HAND TOOLS TO SMALL MACHINES—from power tools to complete shops. We have the woodworking machines, tools and supplies for amateur-professional woodworkers! Minimax, Ryobi, DML, Vega, Paralog Fences, and Bosch are just a few. Send for 70-page catalog and literature. M. CHANDLER & CO. Free. *Circle No. 818.*

CONSTANTINES' CATALOG FOR WOODWORKERS—116 pages packed with over 4,000 products for fine woodworking. Included are 250 kinds and sizes of domestic and imported hardwoods; 150 varieties of exotic veneers, top quality woodworking tools, hard-to-find specialty hardware and accessories; wood finishes, books, plans, and more. 60-day money back guarantee if not fully satisfied. Serving the woodworker since 1812. ALBERT CONSTANTINE AND SON, INC. \$1.00. *Circle No. 820.*

FREE WOODWORKING CATALOG—Buy planers, table saws, scroll saws. Direct from the factory and save. Plus portable tools, hand tools and accessories. Send for free catalog. FOLEY-BELSAW CO. Free. *Circle No. 852.*

WOODWORKING TOOL CATALOG — Complete 108-page catalog of hard-to-find hand woodworking tools. We have a stock of over 300 book titles and carry the Myford English wood-turning lathe. Also inventoried are wood finishes of all possible descriptions and carving tools unequaled anywhere in the United States. Send today for your ticket to woodworker's heaven. You too, can be turning out quality woodwork. FROG TOOL CO., LTD. \$1.00. *Circle No. 853.*

MASTER TOOLS CATALOG—1988-89 212-page master woodworking tools catalog. Full line of the best hand tools, power tools & accessories, machinery, glues, finishing supplies, and much more. Hundreds of books included. 212 pages. All four-color. Lots of technical information. GARRETT WADE CO. \$4.00. *Circle No. 855.*

WOODWORKING MACHINERY CATALOG — Planers, jointers, tablesaws, shapers, drill presses, sanders and much, much more. Buy direct from importer at super low prices. Full color catalog. GRIZZLY IMPORTS, INC. Free. *Circle No. 860.*

THE 1988 HILLER HARDWARE CATALOG—is a comprehensive collection of tools & accessories for you. Select from the best quality tools in the business at a price only a volume supplier can provide. Power tools, hand tools, cutters, blades, & accessories. 24 pages, over 240 tools! HILLER HARDWARE. \$1.00. *Circle No. 875.*

WOODWORKING TOOLS, MACHINERY, & SUPPLIES—W. S. Jenks & Son's new 128 page source book is packed with a full range of tools for the serious woodworker, from hand tools, to portable power tools, to woodworking machinery. Includes many imported and hard to find tools, from the best manufacturers at the most competitive prices. Send for catalog. W. S. JENKS & SON. \$2.00 (refundable with first order). *Circle No. 877.*

LEICHTUNG WORKSHOPS—Discover fine woodworking and cabinet-making tools and hardware in our 102-page color catalog. For example: Our exclusively-designed 4-way Equi-Pressure Clamp, Cabinet Maker's Vice, plus Brad-Point and Forstner Bits. LEICHTUNG WORKSHOPS. \$1.00. *Circle No. 878.*

FINE WOODWORKING TOOLS CATALOG—Lee Valley Tools catalog of fine woodworking tools and accessories has become a standard reference for woodworkers. It is a superb production containing over 400 professional photographs complemented by objective, straight-forward product designs and technical information on woodworking tools of all kinds. 232 pages, 8 1/2 x 11 size. LEE VALLEY TOOLS LTD. \$5.00. *Circle No. 879.*

WOODWORKING BOOKS AND VIDEOS AT DISCOUNT PRICES—Most complete listing of over 500 books and over 50 videos for woodworkers. Each book and video is discounted from 10% - 25% off the list price. There is absolutely no shipping charge to any address in the U.S.A. Woodworking, carving, turning, project books and videos by authors such as Roger Cliffe, Dale Nish, Spielman, Tangerman and Tage Frid are listed along with many hard-to-find titles. MANNY'S WOODWORKER'S PLACE. \$2.00. *Circle No. 880.*

WOODWORKING TOOL CATALOGS — R.A. Ness & Co., the Woodworkers Emporium, offers a 2-year subscription, a total of eight huge sale catalogs. Thousands of industrial quality items — machinery, hand tools, portable electric tools, and supplies — are featured at super sale prices. The fee is refundable with purchase. R. A. NESS & CO., the Woodworkers Emporium. \$4.00. *Circle No. 900.*

TOOLS ON SALE—A division of Seven Corners Ace Hardware Inc. offers a comprehensive catalog featuring over 430 pages of the most competitive prices in the industry. If you're looking for savings and fast delivery on over 4000 items, request our catalog. This catalog offers one of the most complete selections of power tools available anywhere from the most respected manufacturers in the industry: Milwaukee, Makita, Porter-Cable, Black & Decker, Freud, Bosch, Delta, and many more. SEVEN CORNERS ACE HARDWARE. \$1.00. *Circle No. 920.*

THE SOURCE, FOR ALL YOUR CABINET MAKING NEEDS—New 170-page catalog of fine hand and power tools for cabinet makers and serious woodworkers. Features 3 sections on hardware, supplies, and cutting tools. This catalog takes the mystery out of using European hardware. A must reference for the woodworker. THE SOURCE. \$3.00. *Circle No. 935.*

TOOL CITY CATALOG HAS THE TOOL OR ACCESSORY FOR YOU—The 500-page 1987-88 Tool City Catalog is the

most complete mail order catalog. It features a comprehensive selection of stationary & portable power tools; hand tools, tool accessories, hardware parts, woodworking books, and shop equipment. Priced to save you money in all categories. TOOL CITY. \$5.00. *Circle No. 945.*

FREE DISCOUNTS AND SAVINGS FOR WOODWORKERS—New National Directory of Hundreds of Wholesalers, Discount Houses, and Manufacturers of Woodworking Supplies and Equipment. Save big money on all your supplies and equipment by buying direct at the lowest rock-bottom prices in America. Save hundreds of dollars a year. How and where to write for hundreds of free price lists, catalogs, sales bulletins, closeout bulletins, and confidential manufacturers, distributors and wholesalers catalogs. Covers all 50 states and includes a free national mail order directory. Money back guarantee. MARK WEISS, AUTHOR. \$1.99. *Circle No. 951.*

WOODWORKING TOOLS OF EXCEPTIONAL QUALITY—Since 1928, we have searched the world for tools you don't just buy, but adopt; tools made by craftsmen for craftsmen, classics of lifetime quality for people who love to work with their hands...carvers, cabinetmakers, finishers, hobbyists, builders, teachers. Our catalog details over 4,000 tools, each backed by Woodcraft's unconditional guarantee of satisfaction. WOODCRAFT SUPPLY CORP. Free. *Circle No. 955.*

THE WOODWORKERS STORE—114 pages of domestic and exotic hardwoods, veneers, wood parts, specialty hardware, kitchen accessories, finishing supplies, tools, books, and plans. Catalog filled with hard to find specialties. Orders shipped within 48 hours. Customer satisfaction guaranteed. WOODWORKERS STORE. \$1.00. *Circle No. 965.*

WOODWORKERS SUPPLY — Offers high quality tools and supplies for skilled, amateur, and professional woodworkers. Our complete catalog includes machinery, hand tools, plans, router bits, shaper cutters, wood specialties, and more. For your two year subscription send to WOODWORKERS SUPPLY OF NEW MEXICO. Free. *Circle No. 975.*

KITS

CANOPY BEDS, WINDSOR CHAIRS, PLUS SHAKER AND QUEEN ANNE—museum reproductions lavishly presented with paints, lighting, pewter, and brass. Furniture available assembled finished or ready to assemble kits. Since 1949, Cohasset Colonial is the oldest and largest manufacturer of reproduction furniture kits. State-of-the-art joinery insures easy assembly. Custom bed hangings, fishnet canopies. Color catalog subscription. COHASSET COLONIALS. \$2.00. *Circle No. 1015.*

MODEL BOATS—Our colorful catalog illustrates an extensive line of radio-controlled sailboats, speedboats, and scale models. Descriptions also include running hardware kits, motors, accessories, and information about radio-controlled clubs and associations. Plus how to get an 11-min. video cassette which captures the speed and beauty of our most popular models. DUMAS PRODUCTS. \$1.00. *Circle No. 1023.*

FACTORY DIRECT GRANDFATHER CLOCKS—Build a magnificent grandfather clock kit from world's largest manufacturer. Clocks are made of solid 3/4" hardwoods, primarily walnut, oak and cherry. West German-made solid brass movements. Send for color catalog showing our selection of grandfather clocks, furniture and home accent pieces. Buy direct from factory and save. EMPEROR CLOCK CO. \$1.00. *Circle No. 1030.*

QUALITY CLOCK KITS AND PLANS — Handmade and semi-assembled of carefully selected 3/4 in. cherry, oak, or walnut with beveled glass. Or build from "scratch" using our detailed plans and trim pieces. Choice of quality movements. Established in 1916. KUEMPEL CHIME CLOCK WORKS. \$2.00. *Circle No. 1050.*

CLOCK COMPONENTS—Quartz movements of all types. Quartz, Westminster chime, fit-ups, bezel, and flat dials. Hand-painted clock dials with kits for you to assemble and sell. Clock hardware and hundreds of items to build clocks. Send for catalog and sales plan. NEWPORT ENTERPRISES. \$1.00. *Circle No. 1065.*

MUSIC MAKER'S KEEP BOOK—a 36-page resource catalog for building and learning to play handmade musical instruments. This source book contains plans, blueprints, kits, books, hardware, strings and accessories for building such instruments as guitars, banjos, dulcimers, harps, violins, pipes, and more. ST. CROIX KITS. \$1.00. *Circle No. 1080.*

SOLID WOOD CLOCK KITS — Full-color catalog of beautiful, easy-to-make clocks. All solid wood with solid brass movements. All parts hand cut for perfect assembly, even by beginners. VIKING CLOCK CO. Free. *Circle No. 1090.*

PUBLICATIONS

WOOD CARVING — You can obtain information on learning woodcarving by sending for our literature. The offer includes sample copy of *The Mallet Magazine* and two lesson sheets on carving. NATIONAL CARVERS MUSEUM. \$2.00. *Circle No. 1140.*

BOOKS BY AMERICA'S FAVORITE WOODWRIGHT—Roy Underhill, creator of "The Woodwright's Shop" for PBS, is the author of three best-selling books on hand woodwork-

ing and lore. Send for brochure on *The Woodwright's Shop, The Woodwright's Companion, and The Woodwright's Workbook*. UNIV. OF NC. CAROLINA PRESS. Free. Circle No. 1185.

SHOP ACCESSORIES

DUSTKING® DUST COLLECTORS—ranging from ½ - 2 hp. Cast aluminum blower construction, industrial motors, 5-year warranty. Also a full line of accessories. Send for catalog. BEC INDUSTRIES. 50¢. Circle No. 1215.

RIPSTRATE SAVES FINGERS — for table saw and radial arm saw users. Brochure describes the RIPSTRATE and shows how it gives straighter cuts, speeds, the work, prevents kickbacks, and keeps hands away from the blade. FISHER HILL PRODUCTS. 25¢. Circle No. 1235.

EASY DOES IT — with HTC'S power tool accessories. Discover many unique items, designed only with you, the dedicated woodworker, in mind. Make your machinery safer, increase the working area of your shop and accomplish nearly impossible tasks easily, quickly, accurately. Full-line catalog and price list. HTC PRODUCTS, INC. \$1.00. Circle No. 1245.

CIRC-L-CUT FOR RADIAL ARM—table or band saw. Cut perfect circles from 3" to 48" in diameter from any thickness wood or plastic. DRILL-L-ATHE converts your drill press into a vertical lathe in minutes! Get professional quality wood turnings up to 1½" diameter x 12" long. HEPP INDUSTRIES. \$1.00. Circle No. 1246.

BUY YOUR SANDING BELTS DIRECT FROM THE MANUFACTURER — Industrial Abrasives is the company that gives you six free belts with every dozen ordered. But, sanding belts are not the only product we have to offer. In our catalog you will find many specialty items not readily available in your hardware store. Price of catalog refunded with first order. INDUSTRIAL ABRASIVES CO. \$1.00. Circle No. 1248.

WOOD MOISTURE METER — Avoid moisture problems such as cracking, warping, splitting, delamination etc. by using a moisture meter, as described in the latest brochure. Moisture Meter Mini-Ligno is designed for serious hobbyists and woodworkers. Attachments for depth measurements and remote reading during air and kiln drying are available. Available Moisture Range 6-20%, 6-36% or 4-30%, 4-60%. Catalog describes complete line of moisture meters. LIGNOMAT USA, LTD. Free. Circle No. 1250.

ROUTER SPEED CONTROL—Reduces speed electronically without reducing torque. Route at the speed that gives best results with the wood and bit you are using. Speed adjustable from full speed to 0 RPM. Less tear out—stops burning—less wear on bits—easy to use. Send today for information. MLCS LTD. Free. Circle No. 1251.

DUST COLLECTION SYSTEMS—Our 28 page catalog is filled with all the parts needed to design and install a dust collection system. Flex-hose, spiral hose, blast gates, reducers, y-branches, laterals, elbows, and more. The catalog includes tips on how to go about designing and installing your own dust collection system. As an added bonus we are including a duct calculator, Free. Send now for full catalog, duct calculator, and design information. MANUFACTURERS' SERVICE CO. INC. \$2.50. Circle No. 1252.

DRUM SURFACE/THICKNESS SANDER — Now a radial arm saw accessory providing inexpensive, space saving surface/thickness sanding capability. Product features include: instant attachments to all radial saws, 44 in. sanding width, sanding drum with sandpaper fasteners, and vacuum dust collection. Send for information. PERFORMAX PRODUCTS. \$1.00. Circle No. 1253.

CREATE ANY HOLLOW CYLINDRICAL SHAPE — with ¼ in. wall thickness, 12 in. diameter. Ring Master cuts perfect rings in any wood, any angle, any size—stack the rings and create any cylindrical shape. Just glue—sand, & finish, all on the Ring Master. Create matched sets of items. Choose from 3 models, 1 attaches to Shopsmith Mark V, another attaches to Sears Craftsman 12" lathe, the original Ring Master is self-powered. RING MASTER, INC. Free. Circle No. 1265.

WHOLESALE SANDPAPER, SANDING BELTS, SANDING DISCS—SUPERGRIT offers its quality line of abrasive products at wholesale prices directly to the consumer. Full or partial box orders welcomed. \$25 minimum order. Prompt, free UPS shipment to most areas. Literature, price list. RED HILL CORP. 50¢. Circle No. 1267.

BITS, BLADES CUTTING TOOLS

BANDSAW BLADES FOR ALMOST ANY TYPE BANDSAW—both wood and metal cutting. Also circular saw blades, router bits, sanding belts and discs. Send for catalog. BUCKEYE SAW CO. \$1.00. Circle No. 1307.

OVER 600 ROUTER BITS—are now available. The all-new 1988 Byrom catalog features ½" to ¾" shank in high speed steel, carbide and carbide tip. Over 20 pages, 80 new items, and over 80 technical drawings. "Industrial Information Kit" includes catalog, industrial price list, name of nearest dealer, and 2-yr. subscription to special sales and new product introductions. Dealer inquiries invited. BYROM INTERNATIONAL. \$3.00 (refundable). Circle No. 1308.

CARBIDE TIPPED ROUTER BITS AND SHAPER CUTTERS — Over 400 router bits and shaper cutters displayed in catalog featuring 6 piece cabinet sets, 3 piece ½-in. shank router bit panel raising system, and 3 wing industrial shaper cutters. An outstanding selection of top quality shaper cutters available in ½-in. - 1¼-in. bore, and router bits offered in ¼-in. and ½-in. shank at the industry's best factory direct prices. CASCADE PRECISION TOOL CO. \$1.00. Circle No. 1315.

THE 16-PAGE COLOR—Choice Precision Tool Catalog offers 350 carbide router bits available in ¼" or ½" shanks. Also included are 48 carbide shaper cutters. Router table and router accessories are available as well. Send today for your catalog. CHOICE PRECISION TOOL. 50¢. Circle No. 1317.

INDUSTRIAL QUALITY CUTTING TOOLS — Three large, colorful wall posters keep DML's huge line of carbide-tipped cutting tools close at hand for easy reference. Separate posters for saw blades, shaper heads (with diagrams of each cut), and router bits. Each features graphic displays of the tools, capabilities, and sizes. DML, INC. \$3.00. Circle No. 1319.

WOODWORKING TOOLS — Freud provides the finest in hand tools, carbide cutting tools, and hand held power tools. From drills and sanders to carbide saw blades and router bits. Send for catalog. FREUD. \$1.00. Circle No. 1321.

PRODUCTION QUALITY CARBIDE TIPPED ROUTER BITS — MLCS Ltd. offers a full line of professional production quality carbide tipped router bits at 50-70% lower than retail prices. We sell through the mail and only direct to craftsmen. Send today for information, MLCS LTD. Free. Circle No. 1350.

SAW BLADE VALUES—Olson Saw's unique "furniture band" is specifically designed to provide fast, smooth cuts in all types of wood. Included in Olson's free literature package are a huge list of resin on resin abrasives and carbide tipped circular saw blades in addition to a growing selection of band scroll (incl. pinned), jewelers and spiral saw blades. OLSON CATALOG SALES. Free. Circle No. 1365.

HARDWARE/WOOD PARTS

ELIMINATE THE GUESSWORK—and inconvenience of buying random size lumber. Our new wood parts mail order program allows you to purchase your kiln dried wood from a complete selection of lengths, widths, and thicknesses, including turning squares and glued up panels, in many fine cabinet woods. To complete the program we have available drawersides, carved Queen Anne legs, turned legs, and complete Queen Anne chairs ready to assemble. ADAMS WOOD PRODUCTS. 50¢. Circle No. 1401.

SPECIALTY WOODEN PARTS — Hundreds of turned wooden parts in maple, birch, oak, cherry, walnut, and colors for toys, furniture, games, and crafts. Included are Shaker pegs, mug pegs, gallery spindles, wheels, axles, balls, finials, smokestacks, plugs, buttons, people, pegs, cargo, game pieces, knobs, handles, candle cups, stool legs. Bulk prices available. Send for color catalog subscription. CHERRY TREE TOYS, INC. \$1.00. Circle No. 1415.

HARDWARE CATALOG—A unique 64-page catalog of the very finest in classic, traditional solid brass cabinet hardware. All of British or No. American manufacture. Double & single post handles, knobs, escutcheons, standard & specialty hinges, box hardware, brass screws, castors, latches, catches, locks, and more. GARRETT WADE CO. \$2.00. Circle No. 1427.

SQUARE DRIVE SCREWS—Once you try them, you will never want to use anything else! The square drive recess virtually eliminates work-damaging driver bit "cam-out," the "lo-root" thread design results in superior holding power; and they are heat treated for strength. Sizes from # 6 x ½" to # 12 x 3", with stainless steel, brass plated, solid brass, and zinc plated available. Quantity discounts. Send for literature. McFEELY HARDWOODS. 25¢. Circle No. 1450.

WOODWORKER'S SPECIALTIES — 48-page catalog of plans and hard-to-find hardware for woodworkers. Dozens of wood toy plans & accessories, including wood wheels, fenders & decals. Also wood turnings, brass hardware, canister liners, stencil supplies, & wood cutouts. MEISEL HARDWARE SPECIALTIES. \$1.00. Circle No. 1455.

DESIGNER MOULDING—America's most beautiful, hard-to-find genuine wood mouldings add depth and beauty to every room of your house. Hundreds of styles available. Thousands of decorating uses. Prices start at only \$3.50/ft. for 8 ft. lengths. In stock for immediate delivery. Full color catalog. R&R WOOD PRODUCTS CORP. \$1.00. Circle No. 1468.

WOOD TOY PATTERNS — Patterns for all ages including children's patterns and executive toys. New catalog has many new patterns to choose from including parts and wheels. Send for new catalog and receive a coupon for free wheels and axle pegs. TOYS AND JOYS. \$1.00. Circle No. 1480.

QUALITY AMERICAN-MADE WOOD TURNINGS — such as shaker pegs, spindles, toy wheels, toy parts, craft items, and dowel rods in birch, oak, walnut, and cherry. Send for complete 32-page catalog. WOODWORKS. \$1.00. Circle No. 1490.

INCOME OPPORTUNITIES

AMITY, NATION'S #1 QUALITY FURNITURE RESTORATION CO. SINCE 1971—New product catalog featuring: Complete restoration systems. Hydrocoat non-flammable water based stains and finishes. Permatex repair products, stripping solvents, chemicals and supplies. Amity 1-2-3 wipe-on finishes and much more. Regional workshops in your area. AMITY. \$1.00. Circle No. 1605.

DEVELOP A PROFITABLE SECOND INCOME—in your spare time making small, unique bandsaw boxes. This unpublished, little-known technique allows you to turn common inexpensive lumber and scraps into valuable utility boxes for the home and office. High demand in gift shops, stationery stores and craft fairs. Fully illustrated instruction booklet of 15 original and profitable designs. Satisfaction guaranteed. BOX-ART. \$10.00. Circle No. 1615.

START SMALL BUSINESS WITH NEW SCROLL SAW — The Excalibur precision scroll saw from Canada can turn your workshop into a profit center. Make toys and puzzles, do intricate marquetry work or detailed cabinet work with these "operator friendly" machines. Hundreds sold in the U.S. already. Save, buy direct, from \$495. up. Send for brochure. J. PHILIP HUMFREY INT. \$1.00. Circle No. 1655.

WOODCARVER MACHINES—Make signs in wood, pictures in wood, arts and crafts. Make money the very first day. Use as a small business, hobby money, week-end craft shows. Our machines are template guided, easy to use, table top size. Return \$50 per hour to you. Dust collector, self centering. Visitors welcome. Send for info pack. KIMBALL WOODCARVER CO. \$1.00. Circle No. 1656.

WOOD CARVING MACHINES AND ACCESSORIES—make all types of wood carving easy, fun and profitable. The machines do the work. Whether for sign carving, flat 3-D, decoys, panels, gun stocks or furniture, we have the proper machine for the job. Professional woodcarving for the hobbyist and superior quality for the professional. Begin your hobby or full or part-time business by ordering our catalog and price list. MARLIN INDUSTRIES. \$1.00. Circle No. 1659.

MASS PRODUCTION FURNITURE REFINISHING—a revolutionary new concept from Master Finishers System™. Totally new, tremendously profitable! The old hand process is now done automatically with Master Finishers Furniture Refinish Factory. Send for brochure. MASTER FINISHERS. \$5.00. Circle No. 1660.

MAKE MONEY IN FURNITURE RESTORATION THE MINUTEMAN WAY—Earn \$200-\$1000 per day stripping, repairing, refinishing, mirror resilvering, and/or veneering, at home or in shop, spare time or full time. We provide complete free training; no experience necessary. Free workshop teaches you latest in furniture restoration. You have to see it to believe it! Send for catalog. MINUTEMAN. \$2.00. Circle No. 1661.

BUILDING CONSTRUCTION—Learn how to profit as an independent contractor or save thousands building your own home...with NRI at-home training in Building Construction. 70 lessons, plus over 100 practical hands-on projects cover the full spectrum of construction—from site selection to exterior finishing & landscaping. Send for catalog. NRI SCHOOL OF BLDG. CONSTRUCTION. \$1.00. Circle No. 1665.

FREE HOME INCOME AND BUSINESS FOR WOODWORKERS—New book *Hundreds of Successful Ways Woodworkers Make Money At Home, Spare Time, Without Investment*. Hundreds of proven success stories on how woodworkers make big money at home in spare time without investment. Shows how easy it is to make money quickly and easily. No experience necessary. Easy-to-follow ideas, tips, methods. Money-back guarantee. MARK WEISS, AUTHOR. \$1.99. Circle No. 1685.

MISCELLANEOUS

MOTORS, PUMPS, COMPRESSORS!—Also hydraulics, alarm systems, winches. Surplus Center's 108-page catalog offers big savings on equipment. Great for small shops, do-it-yourselfers, etc. BURDEN'S SURPLUS CENTER. \$1.00. Circle No. 1905.

MAKE WOODEN TOYS — Whirligigs, doll houses, classic autos, clocks, music boxes, weather instruments, desk sets, games, crafts & furniture with our plans, parts (hardwood and metal), kits (for all skill levels), books, tools, finishes and supplies. Bulk prices available. Send for 60-page color catalog subscription. CHERRY TREE TOYS, INC. \$1.00. Circle No. 1918.

MAKE WOODEN CLAMPS — Save 60%. Kits and plans for 8, 10, and 12 in. wooden handscrew clamps. Acme threaded steel rods, components, handles and full-sized plans provided. Kits also available with uncut and pre-cut maple jaws. You decide how much you want to save. Also available are hundreds of plans, kits, parts, and supplies for wooden toys and whirligigs in our beautiful color catalog. CHERRY TREE TOYS, INC. \$1.00. Circle No. 1919.

THE CUSHION CONTOUR SANDER — is a new concept in pneumatic drum sanding. Sanding sleeves are slid over an air bag (inflated with a hand tire pump) on an arbor to mount it between centers on a wood lathe. Drum effectively takes

on profiles, curves, and bevels practically eliminating flat spots and chatter marks. INDUSTRIAL ABRASIVES CO. Free. Circle No. 1976.

BANDSAW OWNERS—A new tool is now available so you can make or repair any length bandsaw blade in minutes. Our splicer enables craftsmen to make up any length blade from economical coil blade stock quickly and easily. Three models are currently available to accommodate blade widths from 1/2 to 1 1/2 in. The tool comes complete with detailed instructions and supplies. We also carry OLSON bandsaw stock at reasonable prices. Send for literature. NEW MILFORD SPECIALTIES CO. 50¢. Circle No. 2025.

SLEEVELESS DRUM SANDERS—Economical—simply cut sandpaper from standard size sheets. Unique way of holding sandpaper to drum—a twist of the key tightens. Sponge rubber backing insures long wear of sandpaper. Sanders can be used on drill press, small motor, lathe, combo-tools, radial saw, hand drill, and other revolving devices. Send for brochure. SINGLEY SPECIALTY CO., INC. 50¢. Circle No. 2063.

IF YOU ARE INTERESTED IN RESTORING ANTIQUES—this 192-page catalog packed with unusual, hard-to-find items is just for you. Included are hundreds of essential items for antique restoration including top quality brass reproduction hardware, oil lamps and accessories, numerous wood component repair parts and kits, caning and basketry supplies, everything needed for wood refinishing, related tools, books, and a complete line of upholstery equipment and supplies. All at wholesale prices. Send for this informative catalog. VAN DYKE SUPPLY CO. \$1.00. Circle No. 2077.

FREE GIFTS FOR WOODWORKERS—New National Directory of Valuable Free Gifts and Things For Do-It-Yourselfers! How and where to write for hundreds of free gifts, catalogs, samples, "how-to" instructions, manuals, courses, handbooks, magazines, books, plans, and hundreds of other free items for woodworkers. Money-back guarantee. MARK WEISS, AUTHOR. \$1.99. Circle No. 2079.

SERIOUS WOODWORKERS—In our shop we offer the finest: INCA, Jet, König, RFI, Ryobi, Virutex, Apollo—Keller, Leigh, Excalibur, Portalgin—Freud, Byrom, Onsrud—3M, Watco, Behlen's—Imported and U.S. made hand tools—Hardwoods, domestic & exotic—Veneers—Craft plywoods—Books & magazines—Quality. Service and com-

petitive prices. WOODCRAFTERS SUPPLY CO. \$2.00. Circle No. 2080.

WOODWORKING ASSOCIATION OF NORTH AMERICA—First international association for woodworkers. Benefits include our quarterly magazine *International Woodworking*, specials from selected manufacturers, group health and life insurance, access to the woodworking network. WOODWORKING ASSOC. OF NORTH AMERICA. 50¢. Circle No. 2092.

CARVING SUPPLIES

DECOY AND WOOD CARVERS WISHBOOK—49-page catalog features wide selection of tools and supplies for decoy carvers, wood carvers, wood turners. Chisels, gouges, sharpening stones, precision grinding tools, Fore-dome tools, Fire Brush burners, pneumatic sanders, glass eyes, pewter feet, patterns, paints, reference books. P. C. ENGLISH, INC. Free. Circle No. 2115.

CARVERS' & ARTISTS' SUPPLIES!—Now you have a sourcebook for the most sought-after supplies for your pursuits! Thousands of decoy carving patterns; kolinsky sable artist brushes; acrylic, alkyd, and oil paint; carving knives and gouges; Fordom & Dremel moto tools; hundreds of moto tool cutters and accessories. New 1988 catalog; 80 pages, over 4500 items! C. J. HUMMUL CO. Free. Circle No. 2130.

WOODCARVING TOOLS—Whittlers and carvers—Warren Tool Co. offers a catalog for you full of whittling and carving hand/power tools, books, stones, wood, and supplies. Since 1927, the finest in woodcarvers tools. WARREN TOOL CO., INC. \$1.00. Circle No. 2185.

CLAMPS

MERLE ADJUSTABLE CORNER CLAMP—Quick & easy to use. Fully adjustable from 2 1/2" to 69x69 in. Perfect for clamping picture frames, cabinets, or anything that requires 90° corner clamping. The Merle Clamp is cast aluminum & steel construction, a true industrial quality tool. Send today for information. MLCS LTD. Free. Circle No. 2250.

PERFECT EDGE-JOINING EVERYTIME—"Duo-Clamp" holds your boards flat while applying uniform yet firm pressure to squeeze out excess glue. Bowing totally impossible. The need for a surface planer is eliminated; a light belt sander finishes your job. Pat. 4,671,500. Easily assembled and unconditionally guaranteed. Made of sturdy maple. Send for information. MARK PRODUCTS. 25¢. Circle No. 2255.

CLOCKS

A FREE COLOR CATALOG FROM KLOCKIT—details hundreds of clock and wood kits, plans, quartz or mechanical clock movements, dials, hands, tools, and other components for the experienced or beginning craftsman. KLOCKIT. Free. Circle No. 2335.

ANTIQUE TOOLS

THE FINE TOOL JOURNAL—Published 6 times per year, this publication will keep you up to date with the many aspects of the world of antique and obsolete hand tools. Tools are offered for sale, books on tools are reviewed and sold, auctions are reviewed, articles on identification, values, and history. Send for sample copy. IRON HORSE ANTIQUES, INC. \$3.50. Circle No. 2435.

HOME PLANS

HOME PLANS FOR OUTDOOR LIVING—Finally, a book that has the inside story on home designs for people who want to enjoy the great outdoors. Beautifully illustrated, this 192-page plan book showcases more than 100 houses, each designed to make indoor-outdoor living a real experience. Plans include houses with many of today's most-asked-for features: terraces, decks, porches, balconies, courtyards, sunspaces, atriums, swimming pools, spas, more. Construction blueprints available. HOME PLANNERS, INC. \$10.95. Circle No. 2530.

EARLY AMERICAN HOME PLANS—New 304 page Home Planners book with over 330 houses and plans. Features Gambrel, Salt Box, Cape Cod, Garrison, Southern Colonial and Farmhouse adaptations. Historical notes include a delightfully informative guide to Early American styles. One, 1 1/2, and 2-story houses highlight country kitchens, breakfast, formal dining and gathering rooms. Also, libraries, lounges, sunspaces, clutter rooms. Homes for all budgets. Blueprints available. Satisfaction guaranteed. HOME PLANNERS, INC. \$9.95. Circle No. 2531.

315 ONE-STORY DESIGNS UNDER 2,000 SQ. FT.—An outstanding collection of designs from 864 to 1,997 sq. ft. Distinctive exteriors of popular design styles and practical, convenient living floor plans. Over 325 illustrations and 192 pages. Homes for restricted and modest building budgets. Feature sections include Tudor, Spanish, French, Traditional and Contemporary houses. Blueprints available. HOME PLANNERS, INC. \$4.95. Circle No. 2532.

CARPETS

QUALITY!—Everyone wants it, but not everyone knows how to recognize it. "Understanding Carpet Quality" is an informative, easy-to-read booklet that helps you identify long-term performance characteristics in nylon saxony carpets. Also discusses how to shop for carpet, how to read and understand carpet warranties. ARMSTRONG. Free. Circle No. 2610.

CEILINGS

TOF OFF—your remodeling project with a good-looking, functional Armstrong tile ceiling or suspended ceiling. You can choose from a wide variety of patterns, from plain white to decorative to warm "wood" grain. Want peace and quiet? Select an acoustical ceiling. It absorbs a minimum of 45% of the noise striking its surface. Send for color brochure that tells you all you need to know. ARMSTRONG. Free. Circle No. 2710.

FLOORS

SURPRISED—That's what you'll be by the sheer variety of Armstrong no-wax floors—hundreds of patterns and colors to choose from, a wide range of prices, even many you can install yourself. To help you pick the no-wax floor that's right for you, Armstrong has prepared an information packet that explains what you need to know to shop intelligently. Contains planning guides, brochures on most Armstrong lines, and color photographs of beautifully decorated rooms. ARMSTRONG. Free. Circle No. 2810.

Information

WORTH WRITING FOR

TO ENSURE PROMPT HANDLING OF YOUR ORDER FOLLOW THESE INSTRUCTIONS:

- Circle your choice
- Enclose check or money order for cost of booklets plus \$2.00 service charge (no stamps/foreign)
- Send coupon and remittance to address above
- U.S. FUNDS ONLY
- ALLOW 4-6 WEEKS FOR DELIVERY
- Coupon expires December 13, 1989

WOOD SUBSCRIPTION

1. A 1 year WOOD subscription (6 issues) for \$18.00 (U.S. price) — a \$3.00 savings off newsstand rate. Allow 6-8 weeks for first issue. Canadian price \$24.00. Be sure to include payment with total below. NO FOREIGN ORDERS ACCEPTED ON THIS COUPON; please contact Subscription Dept. directly.

FREE LITERATURE

Circle numbers below corresponding to items in this issue. Please include \$2.00 for handling charge.

41.	76.	818.	1090.	1350.	2250.
42.	84.	852.	1185.	1365.	2335.
44.	85.	860.	1250.	1976.	2610.
57.	98.	955.	1251.	2115.	2710.
61.	270.	975.	1265.	2130.	2810.

PRICED LITERATURE

Numbers below refer to items on which there is a charge. Please include proper remittance.

3 \$1.00	160 \$1.00	530 \$2.00	920 \$1.00	1248 \$1.00	1480 \$1.00	2077 \$1.00
4 \$1.00	190 \$1.50	535 \$1.00	935 \$3.00	1252 \$2.50	1490 \$1.00	2079 \$1.99
12 \$2.00	215 50¢	545 50¢	945 \$5.00	1253 \$1.00	1605 \$1.00	2080 \$2.00
33 \$7.95	225 25¢	547 \$1.00	951 \$1.99	1267 50¢	1615 \$10.00	2092 \$1.00
36 15¢	310 \$2.00	563 \$2.00	965 \$1.00	1307 \$1.00	1655 \$1.00	2185 \$1.00
47 \$1.00	315 \$1.00	578 \$1.00	1015 \$2.00	1308 \$1.00	1656 \$1.00	2255 25¢
51 \$1.00	325 50¢	810 \$1.00	1023 \$1.00	1315 \$1.00	1659 \$1.00	2435 \$3.50
87 \$1.00	332 \$1.00	820 \$1.00	1030 \$1.00	1317 50¢	1660 \$5.00	2530 \$10.95
88 \$2.00	340 \$1.00	853 \$1.00	1050 \$2.00	1319 \$3.00	1661 \$2.00	2531 \$9.95
90 \$1.00	345 \$2.00	855 \$4.00	1065 \$1.00	1321 \$1.00	1685 \$1.00	2532 \$4.95
93 \$1.00	355 \$8.00	875 \$1.00	1080 \$1.00	1401 50¢	1685 \$1.99	
94 \$1.00	370 \$1.00	877 \$2.00	1140 \$2.00	1415 \$1.00	1905 \$1.00	
97 \$1.00	390 \$1.00	878 \$1.00	1215 50¢	1427 \$2.00	1918 \$1.00	
105 25¢	424 \$1.00	879 \$5.00	1235 25¢	1450 25¢	1919 \$1.00	
112 \$2.00	510 \$1.00	880 \$2.00	1245 \$1.00	1455 \$1.00	2025 50¢	
155 \$2.00	520 \$1.00	900 \$4.00	1246 \$1.00	1468 \$1.00	2063 50¢	

Name (please print) _____
 Address _____
 City _____
 State _____ Zip Code _____

I AM ENCLOSING:

\$ _____ for priced items
 \$ 2.00 for handling
 \$ _____ total remittance

ORDER TOLL FREE 1-800-328-0457 - MAIL ORDER HOURS 7:00-5:30 C.S.T. MONDAY-FRIDAY

RYOBI TOOLS

Model	List	Sale
80125RK	3" Cordless 9.6v w/case	234 110
S500A	3"x5 1/2" Finish Sanders	70 40
AP10	10" Surface Planer	820 398
S06200	1/2" Sheet Finish Sander	210 128
87075K	3"x21" Sand w/bag/case	237 130
87100	3"x24" Belt Sand w/bag	187 145
87200	4"x24" Belt Sand w/bag	251 189
W540	7 1/4" 13 amp Circular Saw	210 110
TS360	14" Mitre Box	773 377
RA200	8 1/4" Radial Saw	515 250
TS251U	10" Mire Saw	392 188
JSF90	V/Spd Jdg Saw	234 130
R330	2 H.P. 2 Hdle Router	249 153
TR300	Laminate Trimmer	249 153
R150K	1 H.P. Ping Router w/case	206 110
R230	1 1/2 H.P. Router	257 145
R331	2 H.P. D-Handle Router	304 145
R500	2 1/2 H.P. Plunge Router	326 177
L120UK	3 3/4" Planer w/case	206 106
L580A	6 1/4" Planer 10.5 amp	548 278
S500A	1/2" Sheet Finish Sander	88 59

YOUR ATTENTION PLEASE!
All Above Ryobi Tool Prices
Take Additional 10% OFF Sale Prices

NEW FROM RYOBI

TS200-8 1/4"	Compound Mitre Saw	List 299	Special Sale 149
RE600-3 H.P.	V/Spd. Plunge Router	List 398	Special Sale 198
BE321-3"x31"	V/Spd. Belt Sander	List 259	Special Sale 119

MILWAUKEE TOOLS

PRICE BUSTERS

Model	List	Sale
0224-1	3/4" drill 4.5A magnum	179 105
0234-1	1/2" drill 4.5A magnum	189 105
0244-1	1/2" drill 4.5A magnum	189 105
0222-3	3/4" drill 3.3A 0-1000 rpm	169 95
0228-1	3/4" drill 3.3A 0-1000 rpm	154 85
0375-1	3/8" close quarter drill	208 115
0210-1	3/8" cordless drill 2 spd	204 125
0212-1	3/8" cordless drill v/spd	263 149
6529-1	Cordless screwdriver 190 rpm	108 62
3102-1	Plumbers r/l angle drill kit	295 175
3002-1	Electricians r/l angle drill	299 169
5399	1/2" D-hole hand drill kit	299 165
1675-1	H.D. Hole Hawg w/cas	395 225
6511	2 sp s/zall saw w/case	209 120
6405	8 1/4" circle saw	209 120
6750-1	Drywall gun 0-4000 4.5A	149 85
6798-1	Tek screwdriver	173 105
6226	2 sp bandsaw w/case	416 240
6234	TSC bandsaw w/case	427 279
6507	TSC s/zall w/case	219 129
6170	14" chop saw	430 232
6012	Orbital sander 3 1/2"x7 1/2"	179 110
6014	Orbital sander 4 1/2"x9 1/2"	189 110
6305	6 1/2" cordless circle saw	284 155
6753-1	Drywall gun 0-4000 3.5A	128 77
8977	Var. temp heat gun	109 70
0214-1	3/4" v spd cordless drill	220 125
5399-1	3/8" v spd hammer drill kit	227 145
0211-1	3/8" cordless driver drill	217 120
5371-1	1/2" v spd hammer drill kit	233 139
3107-1	1/2" v spd r/l angle drill kit	305 180
6754-1	Drywall gun 0-4000 4.5A	179 115
6232	4 1/2" bandsaw w/case	432 275
6747-1	Drywall driver 0-2500	149 87
0230-1	1/2" drill 0-1700 rpm	169 103
3300-1	1 1/2" v spd magnum r/l angle kit	289 180
5620	Router 1 H.P.-8 amp	289 160
5660	Router 1 1/2 H.P.-10 amp	299 180
5680	Router 2 H.P.-12 amp	350 220
5455	1/2" polisher 1750 rpm	199 125
5535	7" polisher 2800 rpm	209 130
6215	16" chain saw	280 140
8975	Heat gun	85 55
8366	7 1/2" circular saw	198 110
8368	7 1/2" circular saw	226 125
0216-1	2 spd cordless drill Hi-torque	222 139
0235-1	1/2" drill keyless chg mag	199 122
6016	1/2" sheet pad sander	75 39
6147	4 1/2" sander/grinder w/case	182 110
8550	8 gal wet/dry vac.	205 130
8555	10 gal wet/dry vac.	279 189
0239-1	1/2" drill keyless chg mag	189 115
6749-1	Drywall gun 0-2500 4.5A	189 119
8377	7 1/4" worm drive saw	275 155

FREUD SAW BLADES
3/8" Bore—Industrial Grade
CARBIDE TIPPED SAW BLADES

Item No.	Description	Diam.	Teeth	List	Sale
LUT2M010	Gen'l Purp	10"	40	78.49	34
LUR2M010	Cut off	10"	60	98.89	38
LUBAM011	Combination	10"	50	85.25	34
LUR5M010	Super Cut-off	10"	80	126.90	50
LMT2M010	Ripping	10"	24	74.22	29
LUT2M010	Cut off	10"	60	91.26	39
PS203	Gen'l Purp	7 1/4"	24	31.42	16
PS303	Plumby	7 1/4"	4C	37.78	22
OS306	8" Dado - Carbide			168.13	108
OS308	8" Dado - Carbide			205.89	128
F9	1 1/4"x3 1/2" Biscuits 1000-Qty				25
F10	2 1/4"x3 1/2" Biscuits 1000-Qty				25
F20	3 1/4"x3 1/2" Biscuits 1000-Qty				25
FA	Assort'd Biscuits 1000-Qty				28
WC104	4 pce chisel set w/case 1/4"x1"		39	27	
WC105	6 pce chisel set w/case 1/4"x1"		52	36	
WC110	10 pce chisel set w/case 1/4"x1 1/2"		88	59	
F8100	16 pce forster bit set 1/4"x2 1/4"		262	149	
94100	5 pce router bit door system		260	159	

MAKITA CORDLESS

Model	List	Sale
60700W	1/4" var spd rev 7.2v	123 65
60710W	3/8" var spd rev w/removable batt	190 105
50810W	3/16" saw kit	243 125
50600W	6 1/4" circular saw	317 167
60100W	3/4" cordless drill kit	155 89
60105SD	3/4" cordless drill	103 55
DA3000W	3/4" angle drill	238 130
60100L	3/4" drill w/light	198 113
60120W	2 spd driver drill w/clutch & case*	224 109
67100W	Cordless screwdrv kit	176 103
60920W	V/Spd w/clutch & case*	237 117
60930W	V/Spd w/clutch & case*	248 119
68910W	Drywall gun 0-1400	225 120
63200T-4	9.6 volt battery	49 28
63200T-2	7.2 volt battery	42 27

Model	List	Sale
5007NBA	7 1/4" saw w/elec. brake	219 127
5008NBA	8 1/4" saw w/elec. brake	257 145
804510	Sander	97 46
99028	3"x21" belt sander	254 138
99240B	3"x24" belt sander w/bag	260 145
9035	1/2" sheet finish sander	100 53
9045B	1/2" sheet finish sander	204 109
9045N	1/4" sht fin sand w/bag	206 110
4200N	4 1/4" circ saw 7.5 amp	210 108
5201NA	10 1/4" circ saw 12 amp	509 300
43018B	Orb. v/spd jig saw 3.5 amp	268 145
JR3000WL	2 spd recip saw w/case	217 122
JR3000V	Vs. recip saw w/case	228 125
LS1020	New 10" mitre saw	426 219
9820-2	Blade sharpener	336 169
410	Dust collection unit	458 269
3785	Offset trimmer	240 125
19008W	3 1/4" planer w/case	210 115
1100	3 1/4" planer w/case	381 185
92075PC	7" sander/polisher	276 139
3610B	1 1/2" H.P. router	228 120
3701B	1 1/2" H.P. trimmer	170 90
95101B	4" grinder	137 65
80450B	6" round sander	102 55
804550	1 1/4" pad sander w/bag	95 46
DA3000R	3/4" angle drill	234 130
DP4700	1/2" v/spd w/rev 4.8 amp	192 109
36100R	1/2" angle drill w/rev	136 176
2708W	8 1/4" table saw	432 245
2711	10" table saw w/brake w/open stand, light attach, 1/2 H.P. motor	728 460
GV5000	Disc sander	120 67
6800DB	2500 rpm 3.5 amp	154 72
6800DBV	0-2500 rpm 3.5 amp	164 80
68010B	4000 rpm 3.5 amp	154 72
68010BV	0-4000 rpm 3.5 amp	164 80
2030N	12" planer/jointer	2836 1495
2040	15 1/2" planer	2358 1240
1865B	6 1/4" planer kit w/case	609 340
JV1500	var. speed jig saw	209 126
JV2000	var. speed orb. jig saw	230 135
5005BA	5 1/2" circular saw	202 113
5005BH	4 1/2" sander-grinder	153 83
DP3720	3/4" drill rev 0-1800 rpm	104 55
6510LVR	3/4" drill rev 0-1500 rpm	153 69
6013BR	1 1/2" drill rev 6.5 amp	224 125
5402A	1 1/2" circular saw - 12 amp	550 325
3612BR	3 H.P. plunge router	354 185
9401	4"x24" belt sander w/bag	302 160
3620	1 1/2" H.P. plunge router w/case	180 92
84198-2W	1/2" 2 spd hammer drill	275 125
4302C	V/Spd orb. jig saw	272 155
5077B	7 1/4" Hypoid saw	254 145
LS1430	14" Mitre saw	624 439
2414	14" cut-off saw AC/DC	365 190
5007NB	7 1/4" circ saw 13 amp	196 114
3612B	3 HP plunge router sq/b	354 178

SKIL SIZZLERS

Model	List	Sale
5510	(551) 5 1/2" circ saw	130 78
5525	(552) 6 1/2" circ saw	154 108
5555	(553) 7 1/4" circ saw	184 108
5565	(554) 8 1/4" circ saw	195 118
5750	(807) 7 1/4" circ. drop foot	175 115
5785	(808) 8 1/4" circ. drop foot	204 130
5790	(101) 10 1/4" circ. drop foot	250 125
5825	(367) 6 1/2" worm saw	257 139
5865	(825) 8 1/4" worm saw	283 149
4580	Var. carbil jig saw w/case	120 82
3810	10" Mitre saw	349 179
595	3"x21" sander w/bag 5.5A	197 125
7655	1/4" palm sander	62 34
2535-04	7 1/2" drill w/crta batt	142 97
77	7 1/4" worm drive	261 132
5350	2 1/2 HP circ saw	90 69
5250	2 1/2 HP circ saw	66 49

XTRA SPECIAL BY SKIL
Model 2735-04—12 VOLT V/Spd Cordless
Drill Complete w/case and 2 Batteries.
List 210.00—Sale 118.00

LEIGH DOVETAIL JIGS
01258-12 List 314.00—Sale 245.00
01258-24 List 375.00—Sale 280.00

MEASURE YOUR SAVINGS!
Stanley Tapes—PL425 - 1"x25"
Special 8.95 4 for 34.95
Lufkin Model 8325
3/4"x25" Super Special 4.99

1988 TOOL CATALOG AVAILABLE
Call Toll-Free 1-800-328-0457 — In Minnesota Call (612) 224-4859
4 WAYS TO BUY: CHECK — MONEY ORDER — VISA — MASTERCARD

SEVEN CORNERS ACE HDW. INC.
216 West 7th St. • St. Paul, MN 55102 • Est. 1933

DELTA TOOLS

34-410	Table Saw Complete w/1 1/2 H.P. motor & stand	578.00
40-150	15" Hobby Scroll Saw	125.00
28-243S	14" Band Saw w/open stand, light attach, 1/2 H.P. motor	479.00
28-283F	14" Band Saw w/enclosed stand & 1 H.P. motor	599.00
43-122	Li. Duty Shaper w/stand & 1 H.P. motor	499.00
17-900	16 1/2" Floor Drill Press	289.00
	23-700 Wet/Dry Grinder	145.00

DELTA #34-080 10" MITRE BOX XTRA SPECIAL 175.00 List 279.00

TOOLS ON SALE
AMERICA'S LOWEST PRICED TOOLS
FREE FREIGHT TO THE 48 CONTINENTAL STATES ON EVERY ITEM.
PRICES SUBJECT TO CHANGE WITHOUT NOTICE

PIRANHA By Black & Decker
CARBIDE TOOTH SAW BLADE

Model#	Diameter	#Teeth	List	Sale
73-756	6-1/2"	36	26.90	16.30
73-717	7-1/4"	18	11.72	7.10
73-737	7-1/4"	24	14.92	9.00
73-757	7-1/4"	40	27.40	16.55
73-758	8"	40	39.90	24.15
73-759	8-1/4"	40	40.60	24.60
73-739	9"	30	29.52	17.85
73-769	9"	60	64.40	38.95
73-740	10"	32	30.98	14.00
73-770	10"	60	64.90	25.00
73-715	5-1/2"	16	13.25	7.30

STYLE 32 PONY SPRING CLAMPS
with coated tips and handles

Model	Size	List	Sale	Lots
3201-HT	1"	1.79	1.10	24.75
3202-HT	2"	2.78	1.55	37.15
3203-HT	3"	5.09	3.00	67.50
3204-HT	4"	8.63	5.15	115.85

ADJUSTABLE HANDSCREWS BY JORGENSEN

Item No.	Jaw Length	Cap	List	Sale	Box
#50	4"	2"	12.05	7.25	40.50
#40	5"	2 1/2"	12.95	7.95	43.50
#30	6"	3"	13.88	8.35	47.60
#20	7"	3 1/2"	14.92	8.95	51.00
#1	8"	4"	16.61	9.95	56.70
#1	10"	6"	18.98	11.40	64.95
#2	12"	8 1/2"	21.78	13.00	74.00
#3	14"	10"	27.62	15.90	95.95
#4	16"	12"	35.93	24.00	139.95

STYLE 37 2 1/2" Throat 1/4"x3/4" JORGENSEN

Item No.	Jaw Length	List	Sale	Box
3705	6"	8.27	5.50	29.50
3712	12"	9.17	5.95	32.70
3718	18"	10.12	6.85	37.50
3724	24"	11.07	7.35	40.00
3730	30"	12.35	8.25	45.00
3736	36"	13.49	8.95	49.00

PONY CLAMP FIXTURES

Model	List	Sale	Lots
50 3/4"	black pipe clamps	11.68	7.50 80
52 1/2"	black pipe clamps	9.73	6.00 65

YOU WANT A WHAT?

There was a time when you could march into any hardware store in the U.S., ask about a tool brand, and at least say the name right. Delta, for instance, floats right off the tongue. How about Stanley? Times have changed, however. Because of today's global tool market, you're expected to deal in foreign languages.

The Ryobi people often hear *rye-OH-bee*. It's *ree-OH-bee*. Makita, which was named after the company founder in 1915, goes by *mub-KEE-*

tub, contrary to what some folks think.

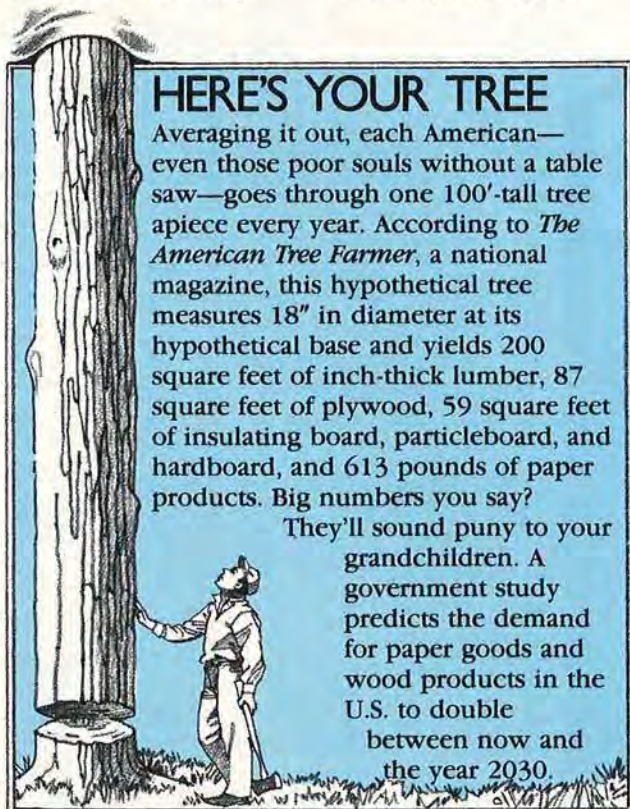
Black and Decker—there's an easy one—imports Elu tools from Switzerland. It's *EE-loo*, a manufactured word. Eugen Lutz founded the business in 1938. The "E" comes from Eugen, the "lu" from Lutz.

Freud is pronounced *froyd* here. If you want to sound European, say *fray-OOD*. The "fre" comes from the Italian word for "cutter," and the "ud" represents Udine, the company's location in northern Italy.

NEVER MIND TOOL PRICE

Ryobi America polled builders from 33 states at last year's National Home Builders convention in Dallas, asking them to rank six features they

thought important when buying a power tool. The pros placed performance first, then durability. Next came ease of use, warranty, then price.



HERE'S YOUR TREE

Averaging it out, each American—even those poor souls without a table saw—goes through one 100'-tall tree apiece every year. According to *The American Tree Farmer*, a national magazine, this hypothetical tree measures 18" in diameter at its hypothetical base and yields 200 square feet of inch-thick lumber, 87 square feet of plywood, 59 square feet of insulating board, particleboard, and hardboard, and 613 pounds of paper products. Big numbers you say?

They'll sound puny to your grandchildren. A government study predicts the demand for paper goods and wood products in the U.S. to double between now and the year 2030.

RIBS & CHIPS

Any whittler who loves barbecue should visit Harvey's Barbecue Pit in Irving, Texas. At the popular eating spot, Walter Harvey's carved wooden caricatures line the walls. "It gives them something to look at while they're waiting in line," Harvey says of his collection that spans 30 years.



Only in Texas: a place to chew and chip. Walter Harvey's postcard even has flavor.

Nowadays, Harvey carves more wood than beef or pork. His daughter and son-in-law now own the business he started in 1955, but you'll find Harvey carving away most days from about 8:30 a.m. until 2:30 p.m. In the workshop adjoining the restaurant, he chips out comical versions of cowboys, fishermen, horses, birds, and just about anything else that pops into his creative mind, under a sign that reads, "If you feel like cuttin' up . . . please do so and let the chips fall where they may."

Harvey welcomes customers to watch him at work in his "Whittlin' Pen." In fact, it doesn't bother him should they decide to join in. If they want to make a few shavings themselves, Harvey says, "I don't mind, if they know what they're doing."

REINVESTING IN THE FOREST

When Robert and Barbara Settich started their fledgling business, RJS Custom Woodworking, a tool and project-plan mail-order house, they decided to give a little back to their prime benefactor—the forest. For every order of \$30 or more from their catalog, the Kansas City, Kansas, couple donates thirty cents to the U.S. Forest Service. The money pays for the planting of a seedling tree in a national forest.

As they put it, "One of these days, our children or grandchildren may inherit our tools and we may even pass along our love of woodworking. Let's be sure we also leave them some trees."

Send \$1 for a catalog to: *RJS Custom Woodworking*, P.O. Box 12354, Dept. W, Kansas City, KS 66112.

Illustration: Jim Stevenson

TURN HOME REPAIR PROBLEMS INTO NO PROBLEMS.

WITH ELMER'S®—THE HOME SOLUTION™ PRODUCTS.

If you have a problem in your home that needs gluing, caulking, filling, glazing or spackling, Elmer's has the answer.

THE HOME SOLUTION™ line of products. Look for them at your favorite store.

© Borden, Inc 1988.



ELMER'S
THE HOME SOLUTION™



Problem: How to stop the draft from drafty windows.
THE HOME SOLUTION™: Elmer's Silicone Caulk. Gives you a long-lasting, flexible seal that insulates and waterproofs.



Problem: How to replace broken window glass.
THE HOME SOLUTION™: Elmer's Glaze-Tuff™ glazing compound. It's paintable in only 30 minutes.



Problem: How to reglue loose rubber on appliances.
THE HOME SOLUTION™: Elmer's Stix-All®. A strong, high-tech adhesive that bonds just about anything to anything else.



Problem: How to repair a crack in a wall.
THE HOME SOLUTION™: Elmer's Redi-Spax™ spackling compound. Fast-drying acrylic latex formula stays flexible but sands easily.



Problem: How to patch the deep gouge in the dining room table.
THE HOME SOLUTION™: Elmer's Carpenter's Wood Filler. Resists shrinking and accepts dark and light stain.



Problem: How to patch the nicks and scratches in the dining room table.
THE HOME SOLUTION™: Elmer's Fill'N Finish. Perfect for delicate work. Accepts all kinds of stains, paint and varnish. Easy to sand, too.



Problem: How to replace caulking around your tub and tile.
THE HOME SOLUTION™: Elmer's Tub Caulk. Provides a flexible seal that's water and mildew resistant.



Problem: How to protect your hands from paint, oil and grease.
THE HOME SOLUTION™: Elmer's Invisible Glove™ Protective Hand Cream. Just apply before any dirty job.



Problem: How to attach Formica® to a countertop.
THE HOME SOLUTION™: Elmer's Contact Cement. Forms a strong bond.



Problem: How to glue the arm back on the armchair.
THE HOME SOLUTION™: Elmer's Carpenter's Wood Glue. Penetrates wood deeply for a strong bond.



lets you take advantage of the power of a belt sander on jobs you might not have thought possible. Choose a lower speed with a fine grit for finishing sanding—or with a coarse grit to reduce heat build-up and clogging. Combine the higher speeds with a coarser grit for faster stock removal, no matter what the material. The speed selector dial is conveniently located just under the trigger. And the on-board sanding guide helps you select the right speed for your job.

SOLID WOOD	4-6
VENEER	3-5
CHIP BOARD	5-6
PLASTICS	3-5
STEEL	3-6
PAINT REMOVAL	3-6

The powerful 10.5 amp motor gives you power—even for heavy-duty production sanding. And this sander's fine balance lets

you control that power with minimal effort.

Use the 1273DVS with its own dust collection bag—or connect it to the Bosch Air Sweep™ Dust Extraction system. Change belts with the snap of a lever. And the unique belt tensioning system makes sure belts stay centered through all kinds of work.

So check out what a world class variable speed belt sander can do for the quality of your sanding. See your Bosch Distributor today—he's listed in the Yellow Pages "Tools—Electric." Let him show you how this belt sander gives you more control with one finger than others do with two hands.

Bosch Variable Speed Belt Sander: As Good At Fine Finishing As It Is At Finishing Fast.

One Finger Control Lets You Dial-In The Speed You Need.

Now you can rely on more than just the grit of your sandpaper—and the muscles of your arms—to

control the quality of your sanding. Believing is getting your hands on the versatile Model 1273DVS variable speed belt sander by Bosch.

With six different speed ranges to choose from, the 1273DVS



BOSCH

"Quality You Can Hold On To."

©1988 Robert Bosch Power Tool Corporation