


SPECIAL TOOL-BUYER'S ISSUE

Better Homes and Gardens®

WOOD®



THE WORLD'S LEADING WOODWORKING MAGAZINE

NOVEMBER 1993 • ISSUE NO. 65

Display until November 10

**EDITOR'S-CHOICE
PRODUCTS FOR YOU
AND YOUR SHOP**

**BRUSH UP ON YOUR
WOOD-CHISEL BASICS**

**BIG 14-PAGE
TOOL-BUYER'S GUIDE**


EXCITING PROJECTS

Turned urn

Chip-carved plate

Lumber rack

Inlaid quilt plaque



TRY THIS ELEGANT
**BOW-FRONT
TABLE**





IMPORTS, INC.

"IMPORTERS OF FINE MACHINERY"



Now Celebrating
10 years of
Superior Service,
Lowest Possible Prices
& Customer Satisfaction.

**CALL TODAY FOR YOUR
FREE 1993 TOOL CATALOG!**

NO MIDDLEMEN!

We import high quality machines direct from the manufacturers overseas and sell them directly to you at low, down to earth pricing. When it comes to selection, high quality, pricing, after-service and honest dealings, GRIZZLY is second to none.



6" x 17" EDGE SANDER



BENCH
MODEL

SANDING BELTS AVAILABLE!

- 3/4 H.P. motor
- Belt size: 6" x 48"
- Quick-release lever
- Table size: 7" x 13 3/4"
- Cast iron table

MODEL G1072

ONLY \$225⁰⁰

COMBINATION SANDER



6" X 48" BELT,
9" DISC

- 3/4 H.P. single phase
- Quick-release lever
- Miter gauge
- Cast iron table tilts 0-45°

MODEL G1014

ONLY \$195⁰⁰

THE BEST 16" BANDSAW ON THE MARKET!

- 1 1/2 H.P., 110/220V
- 3 blade speeds
- Precision balanced wheels
- One-piece cast iron body
- Cast iron table tilts 0-45°



MODEL G1073

Reg. \$575⁰⁰

ONLY \$550⁰⁰



10" HEAVY-DUTY TABLE SAW WITH CAST IRON WINGS

- 1 1/2 H.P.
- 110V or 220V
- All-ball bearing arbor tilts using worm gear mechanism



MODEL G1022

Reg. \$395⁰⁰

ONLY \$375⁰⁰



10" TILTING ARBOR SUPER H.D. TABLE SAW

- 3 H.P./220V
- Steel cabinet
- Cast iron wings



MODEL G1023

ONLY \$895⁰⁰



WOOD SHAPER

- 3/4 H.P. motor with reversing switch
- All-ball bearing construction
- Large cast iron table

MODEL G1024

ONLY \$295⁰⁰



1-1/2 H.P. SHAPER

- 2 interchangeable spindles
- 110/220V
- 2 spindle speeds
- Cast iron table

MODEL G1035

ONLY \$535⁰⁰



3 H.P. SHAPER

- 3 interchangeable spindles
- 220V motor w/ rev. switch
- Independently adjustable split fence

MODEL G1026

ONLY \$850⁰⁰

4" JOINTER

- 1/2 H.P. motor
- Heavy-duty cast iron beds
- 3-knife cutterhead
- Built-in dust chute



MODEL G1067

ONLY \$250⁰⁰

6" JOINTER

- 1 H.P., 110/220V
- Fence tilts to 45°
- Exclusive 47" bed



MODEL G1182

Reg. \$395⁰⁰

ONLY \$375⁰⁰



8" JOINTER

- 1 1/2 H.P., 220V
- One-piece steel stand
- Super heavy-duty fence
- Cast iron beds



MODEL G1018

ONLY \$695⁰⁰



12" PLANER

- Cutterhead speed 8,000 R.P.M.
- 2 blade cutterhead
- 2 H.P./110V
- 16 AMPS



FREE SET OF EXTRA BLADES

MODEL G1017

ONLY \$395⁰⁰



15" PLANER

- 2 H.P., 10 AMPS, 220V
- 2 speeds
- PLANER ONLY

MODEL G1021

ONLY \$765⁰⁰

PACKAGE DEAL WITH STAND

ONLY \$795⁰⁰



20" PLANER

- 20" X 8" capacity
- 3 H.P. 220V
- 4-blade cutterhead
- Cast iron table

MODEL G1033

ONLY \$1295⁰⁰

ALL MACHINES LISTED ARE F.O.B. BELLINGHAM, WA or WILLIAMSPORT, PA

P.O. BOX 2069, BELLINGHAM, WA 98227
Customer Service: (206) 647-0801
FAX (Orders Only): 1-800-225-0021

ORDERS:
1-800-541-5537

IF YOU LIVE
WEST
OF THE
MISSISSIPPI



IF YOU LIVE
EAST
OF THE
MISSISSIPPI

2406 REACH RD., WILLIAMSPORT, PA 17701
Customer Service: (717) 326-3806
FAX (Orders Only): 1-800-438-5901

ORDERS:
1-800-523-4777


THE EDITOR'S ANGLE

BILL BOIAN



STILL WOODWORKING AFTER ALL THESE YEARS

Bill Boian and me talking wood-
working and relaxing during his
visit to our shop.

 Print this article

In 1987, I had the good fortune to meet Bill Boian, then a 95-year-old man who was still actively involved in woodworking. Since then, I've thought about him many times, and a few months ago I called to see how things were going for *WOOD* magazine's oldest reader.

Several things have changed for Bill in the six years since we met. His wife of many years is now gone, and Bill's eyesight isn't what it used to be. But, by golly, my 101-year-old friend still thinks about woodworking. In fact, he's even got a piece of material chucked up in his lathe (it's been there for about six months now), and he'll turn it "as soon as I get a new eyeglass prescription. I just can't see quite well enough right now," exclaims Bill.

While I was talking to this senior woodworker on the phone, it occurred to me that it might be fun for him to meet the *WOOD* magazine staff members and to see our woodworking shop. So I

asked him, and he said, "Fine, but you'll want to call me the morning of the visit to see how I'm feeling. At my age, some days are better than others."

I let the staff know what I was planning, we ordered a cake to celebrate Bill's 101st birthday, and when the big day arrived, we made arrangements to have him picked up at his house. (Amazingly enough, he still has a car and a driver's license, but I didn't want to take any chances.)

All of us had a terrific time during our get-together, especially Bill, who says now that he's as old as he is, he seems to be in demand everywhere. We gave him a small clock and a *WOOD* magazine apron to commemorate his visit, and as I walked him to the elevator for his ride back home, he said, "This is a reception I'll long remember." I hope so, Bill. Many happy returns. ♣

Larry Clayton

Photograph: Bill Krier

SUBSCRIPTION SERVICE: For change of address it is best for you to directly contact your local Postmaster who then will notify us. For any other service on your subscription, please write *WOOD* Customer Service, P.O. Box 55050, Boulder, CO 80322-5050 (enclose a recent label from your magazine for better service). Or you may phone toll-free 800-374-9663.

EDITORIAL MAILING ADDRESS: *WOOD* magazine, 1912 Grand Ave., Des Moines, IA 50309-339.

WE CARE!

TABLE & CHAIR KITS
READY TO
ASSEMBLE & FINISH
SOLID WALNUT
CHERRY-OAK-MAHOGANY



SOLID WALNUT

Free Catalogue

Adams Wood Products, Inc.
974 Forest Dr., Dept. M23,
Morristown, TN 37814

(615) 587-2942

Fax (615) 586-2188



FREE
FALL 1993 CATALOG



Welcome to Clockmaking! It's a natural for do-it-yourselfers and people who love working with their hands. And our catalog makes it easy. It's loaded with clock kits, plans and components. Send for your **FREE** copy today! (Or call 1-800-556-2548.)

Please rush my **FREE** Klockit catalog!

Name _____

Address _____

City _____ State _____ Zip _____

KLOCKIT

Dept. WD113, P.O. Box 636
Lake Geneva, WI 53147-9961


Fine Woodworking Tools...

Since 1928, demanding craftsmen have found that there's only one source for the finest tools...

WOODCRAFT®

For a FREE catalog call: 1-800-542-9115

- Starrett • Wood River
- Lie-Nielson
- Pheil Swiss Made
- Clifton • Record
- Stanley • Sandvik
- Veritas • Ulmia
- Plus Many More



WOODCRAFT

Woodcraft Supply Dept. 93W115
PO Box 1686 Parkersburg, WV 26102-1686

END WOOD ABUSE!

Replace "Old-Fashioned Pin Torture"



with the "Wood-Friendly" Wagner L606 Moisture Meter

- Deep Penetrating, Pin-Free
- Convenient Pocket Size
- The First Moisture Meter of Its Kind Under \$200

L4.5" x W2.75" x H1.5"



WAGNER
ELECTRONIC PRODUCTS

326 Pine Grove Rd.
Rogue River, OR 97537
(503) 582-0541
Fax (503) 582-4138

1-800-944-7078

© 1993 WAGNER ELECTRONIC PRODUCTS, INC.


Better Homes and Gardens®

WOOD®

THE WORLD'S LEADING WOODWORKING MAGAZINE

NOVEMBER 1993

ISSUE NO. 65



CRAFTSMAN CLOSEUP

Nutcracker suite as can be.....27

Come Christmas season, folks around Richmond, Virginia, enjoy buying one or more of Glenn Crider's wonderful nutcracker figures. Here, meet Glenn and learn how he makes his charming collection of characters.

Bow-front table30

Spice up a hall or entry with the elegant, three-legged project featured on the cover. During construction, you'll get a world of valuable experience bending wood around a form in order to create the table's attractive curved front.



Great introductions34

See what's new and innovative in the 1993 woodworking tool marketplace with the 13 star performers of this impressive gathering.

FROM THE IDEA SHOP™

Lumber-storage rack42

Looking for the ideal solution to managing that pile of boards, sheet goods, and dowel stock that's cluttering up your shop? Check out this wall-hugging system. You can build it to suit your needs.

Power-tool roundup46

It's back and better than ever—our annual collection of informative tool evaluations. This year's selections span seven categories.



- Dado blades46
- Bandsaws.....48
- Portable circular saws50
- Dust collectors52
- Jigsaws54
- Mitersaws.....56
- Stationary sanders58

This issue's cover wood grain : Magnolia

TURNING

Ageless urn.....60

Follow our detailed instructions and drawings on staved turning and create a museum-quality piece your friends will marvel over. Use the gridded half-pattern inside to guarantee your success.



DEVELOP YOUR SHOP SKILLS


Bench chisels.....64

Add to your hand-tool expertise with the chiseling basics shown here. We cover stop, stock-removal, and paring cuts, as well as how to square rounded corners and clean up glue squeeze-out.

CARVING

Plate of plenty.....66

Get into the Thanksgiving Day spirit by chip-carving this pleasing decorative project. Our full-sized patterns let you duplicate the relief carving you see at *right*.



Tumbling-block quilt hanging.....68

Go country by making this fun wall hanging. The framed wood mosaic displays what appear to be stacked wooden blocks in a three-dimensional pattern reminiscent of a popular early-American quilt design.



SHORT-SUBJECT FEATURES

Editor's Angle	1	Winners in Previous	
Tips From Your Shop.....	6	Tool Reviews	74
Talking Back	16	Great Ideas For Your Shop..	76
Wood Anecdote.....	24	Ask <i>WOOD</i>	78
Manufacturers Listing	72	Finishing Touches	88

THE WOODTURNERS CATALOG



Craft Supplies USA offers woodturners the finest selection of woodturning tools and accessories anywhere.

CHOOSE FROM:

- HENRY TAYLOR TOOLS
- RICHARD RAFFAN TOOLS
- DALE NISH WORKSHOPS
- WOODFAST WOOD LATHES
- COMPLETE LINE OF PEN, PENCIL, FOUNTAIN AND ROLLERBALL KITS

We offer the best quality, prices and service, guaranteed!
 Send \$2.00 for our 52 page color catalog.
 Craft Supplies USA
 PO Box 50300
 Provo UT 84605-0030
 Phone (801) 373-0919

F-F-FROSTY

Our snowman has a red light nose that blinks in time to "Frosty The Snowman" when his belly button is pushed.
 #01550N Plans 3.50
 #04550NZ Plans and Parts Kit 8.00
 Parts Kit Only:
 #04550N 4.95/Ea,
 13.50/3, 41.50/10



RUDY

Push his nose and he plays a Christmas melody while lights in his antlers blink time with the music.
 #01589 Plans 3.50
 #04589Z Plans and Parts Kit 8.20
 Parts Kit Only:
 #04589 5.70/Ea,
 15.90/3, 48.30/10

Parts Kits include all needed items to complete the project - EXCEPT LUMBER

MR. & MRS. SANTA

Both play Christmas music when you push their nose. Very popular holiday projects.
 #03909 Plans 6.50 #06909Z Plans & Parts Kit 13.50
 #06909 Parts Kit Only: 8.00/Ea, 21.45/3, 63.00/10



CRAFTER'S MART

P.O. BOX 2342-W • GREELEY, CO 80632
 72-Page CATALOG: \$1, Free with order. Check, VISA, MasterCard, Discover (include daytime phone, card no., exp. date & signature). PROCESSING CHARGE:
 Continental U.S. \$4; AK, HI, APO/FPO \$10; Canada \$16;
 Foreign 20% plus \$10 (U.S. Funds). CO Res. add 3% tax.
 Info: (303) 351-0676 PHONE ORDERS: 8am-5pm
 Monday-Friday, 9am - 4pm Saturday
 Mountain Time.

1 - 800 - 999-3445

Buy DIRECT from the
Manufacturer
and... **SAVE!**

NEW!

**White Non-Loading
SANDING BELTS**



The Ultimate Woodworking BELT.
Buy 1-Doz. BELTS... Get 12 FREE!

1"x 30" (12 + 12 Free)	\$18.50	4"x 21" (12 + 12 Free)	\$25.75
1"x 42" (12 + 12 Free)	18.95	4"x 24" (12 + 12 Free)	26.95
3"x 21" (12 + 12 Free)	21.95	4"x 36" (12 + 12 Free)	32.95
3"x 24" (12 + 12 Free)	22.95	6"x 48" (6 + 6 Free)	40.95

(Available 60x, 80x, 100x, 120x, 150x, 180x). Try our NEW White Non-Loading Cloth in Discs, Wide Belts, Edge & Stroke Belts!

NEW! Hook & Loop SANDING DISCS

Buy any 3 (50 pks)...Get 4th pack FREE.

	100 To		
	80 GRIT	400 GRIT	
4 1/2" (8 hole)	\$13.95	\$12.95	<ul style="list-style-type: none"> • All grits in solid packs of 50. • Coarse grit sizes are available.
5" (5 hole)	13.95	12.95	
5" (8 hole)	13.95	12.95	
6" (6 hole)	16.95	15.95	
6" (8 hole)	16.95	15.95	

TOLL FREE **1-800-428-2222**

• S. & H. - \$4.75
• PA residents add 6% sales tax.

**INDUSTRIAL
BRASIVES CO.**
643 N. 8th ST. • P.O. BOX 14955
READING, PA 19612

**STAINED GLASS
VIDEO & CATALOG**



Improve the
Looks and
value of your
home with:

- Entry doors & sidelights
- Kitchen cabinet inserts
- Tiffany lampshades

Save money and make it yourself -
Delphi shows you how!

Make Your Own Custom Stained Glass...

The perfect way to get started in stained glass. Our 25-minute video covers all the basics: Scoring, breaking, foiling, and soldering. Filled with clear and simple instructions, hints, close-ups, and examples to help you craft your own stained glass windows, lamps, and more. VHS only. #6149VW...\$10.95 + \$3.00 shipping/hand.

A \$10.95 rebate is applied to your next order. If you don't wish to purchase, just return the video for a prompt refund, but keep the 80-page color catalog.

To Order - Call Toll Free: 1-800-248-2048



2116 E. Michigan Ave.
Lansing, MI 48912

Better Homes and Gardens®

WOOD

THE WORLD'S LEADING
WOODWORKING MAGAZINE

November 1993 • Vol. 10, No. 8 • Issue No. 65

Editorial/Art Staff

Editor **LARRY CLAYTON**
Managing Editor **JIM HARROLD**
Art Director **C. L. GATZKE**
Design Editor **JAMES R. DOWNING**
Senior Editor/Features **PETER J. STEPHANO**
Senior Editor/How-To **MARLEN KEMMET**
Assistant Managing Editor/Products **BILL KRIER**
Special-Interest Editor **LARRY JOHNSTON**
General-Interest Editor **TOM JACKSON**
Associate Art Director **PERRY A. McFARLIN**
Graphic Designer **CHERYL A. CIBULA**
Project Builder/Design Editor **JAMES E. BOELLING**
Production/Office Manager **DARLENE REYNOLDS**
Administrative Assistant **MARGARET CLOSNER**
Correspondence Writer **DON MOSTROM**

Technical Illustrator **KIM DOWNING**, Product Testing
GEORGE GRANSETH, **BOB McFARLIN**, **DAVE HENDERSON**,
Carving **HARLEY REFSAL**, Projects **CHUCK HEDLUND**.

Publisher **WILLIAM R. REED**
Marketing/Advertising Director **CHRISTOPHER W. SCHRAFT**
Marketing/Sales Manager **DONNA BREHM**
Sales/Marketing Representative **JON BOOK**
Advertising Representatives **BRENDEAN DELANEY**,
VICTORIA PELCYGER

Marketing/Advertising Services Manager **SIGRID ANDERSON**
Promotion Supervisor **RICK PALLISTER**
Marketing/Advertising Services Supervisor **PAT HENDERSHOTT**
Administrative Assistant **KATHY GARLAND**
Assistant Product Manager **DARCY SHAW**
ADVERTISING OFFICE: 1912 Grand Avenue, Des Moines, IA
50309. Phone 515/284-3670.

Circulation Manager **ALAN BRUSH**
Business Manager **JANET NELSON**
Newsstand Circulation Director **MICHAEL SENIOR**
Production and Technology Director **ROBERT C. FURSTENAU**

Magazine Group Officers

President **WILLIAM T. KERR**, Vice Presidents/Publishing
Directors **MYRNA BLYTH**, **CHRISTOPHER LEHMAN**,
CHRISTOPHER LITTLE, **JOHN LOUGHLIN**, **ROBERT MATE**,
JERRY WARD, Vice Presidents, Better Homes and Gardens
JERRY KAPLAN, **JEAN LEMMON**, Vice President, Operations
DEAN PIETERS, Vice President, Finance **MAX RUNCIMAN**,
Vice President, Director of New Product Development **DAVID**
JORDAN, Vice Presidents, Marketing **WILLIAM MURPHY**,
CLEM SEVDE, Vice President, Circulation **HAL ORINGER**.

Corporate Officers

Chairman of Executive Committee **E. T. MEREDITH III**
Chairman of the Board, President, and
Chief Executive Officer **JACK D. REHM**
Group Presidents: Books **JOSEPH J. WARD**, Broadcasting
PHILIP A. JONES, Magazines **WILLIAM T. KERR**, Real
Estate **ALLEN SABBAG**.

Better Homes and Gardens® Wood® (ISSN-0743-894X) is published nine times a year in January, February, April, June, August, September, October, November, and December by Meredith Corporation, 1716 Locust St., Des Moines, IA 50309-3023. Second-class postage paid at Des Moines, Iowa, and at additional mailing offices. Better Homes and Gardens trademark registered in Canada and Australia. Marca Registrada en México. **ONE-YEAR SUBSCRIPTION PRICES:** U.S. and its possessions \$25; Canada, \$34; other countries, \$43. **POSTMASTER:** Send address changes to WOOD Magazine, P.O. Box 55050, Boulder, CO 80322-5050. ©COPYRIGHT MEREDITH CORPORATION 1993. ALL RIGHTS RESERVED. Canadian GST Reg. #R12342887.

PRINTED IN U.S.A.
MPA



**"Watch Dog"
Bessy Plan**

This watchful Bessy guards the presents under your tree. If she's nudged, the "moo" alarm will sound! All patterns drawn FULL SIZE. Made from 3/4 and 1-1/2 inch stock. Measures 16-1/2" high x 19" long.

#W1216 "Watch Dog" Bessy Plan.....\$7.99/SET

"Watch Dog" Bessy Hardware Parts

This hardware package contains a white pom pom, rope, turn buttons, cow-mooper, black nostrils, Bessy eyes, 1-1/2" wood letters, and screws. Project plan, paint and remaining wood are not included.

#1305 Bessy Hardware Parts.....\$6.99/PKG

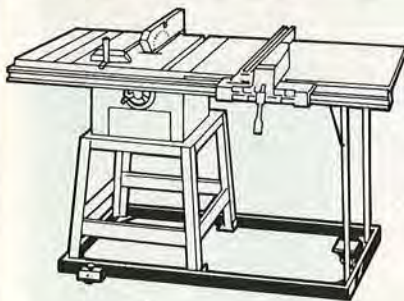
HOW TO ORDER: List quantity, part number, item, price & total of order. Include \$5.45 delivery charges per order. MN residents add 6.5% sales tax. Mail check or money order.

Credit card customers call
TOLL FREE 1-800-441-9870.

MEISEL HARDWARE SPECIALTIES
P.O. BOX 70 W11X MOUND, MN 55364

Put Your Entire Shop On Wheels

**MOBILE
MACHINE BASES**



- Increase your working area
- Store machines when not in use
- Hundreds of models available
- Precision welded steel construction
- Three 2-1/2" wheels for stability
- Dual wheel locks provide positive positioning
- Lifetime warranty

Call for a free catalog



HTC Products, Inc.
120 E. Hudson • P.O. Box 839
Royal Oak, Michigan 48068-0839

(800) 624-2027

CRAFTSMAN! The Standard In Radial Saws... For Generations



The radial saws that helped make Craftsman a household name are now more accurate and easier to align than ever before.

We built our first radial arm saw in 1956. And we've been building on that design ever since. Our newest radials incorporate improvements such as our revolutionary new blade guard that will make Craftsman an industry leader for generations to come.

You can crosscut, rip, miter, or bevel cut, and with easy to install accessories, you can create dados and decorative molding, route, drill, sand or plane. No other tool lets you accomplish so much with such ease or accuracy.

The new Craftsman radials are on display at your nearby Sears store.

CRAFTSMAN®
Only at Sears



EARN CASH, PRIZES FOR YOUR TOP SHOP TIP

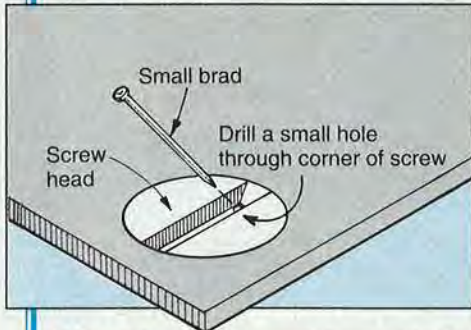
Do you have a great shop tip (or two) you'd like to share with other WOOD® magazine readers? For each published submission, you will get at least \$40 from WOOD magazine (as much as \$200 if we devote a page or more of space elsewhere in the magazine to your idea). You also may earn a wood-working tool for submitting the Top Shop Tip for the issue.

We try not to use shop tips that have appeared in other magazines, so please send yours to only one. We do not return shop tips. Mail your tip(s), address, and daytime phone number to:

Top Shop Tip
WOOD Magazine
1912 Grand Ave.
Des Moines, IA 50309-3379

Use one fastener to lock another in place

A lockwasher keeps a roundhead screw from working loose. But, what can you do to keep a flat-head screw tight in a countersunk hole, as on a hinge?



TIP: After you've tightened the screw, drill a small hole through one end of the slot in the screw head and on through the piece of hardware. Drive a wire brad or small nail into the hole. This keeps the screw from turning, so it can't work loose.

—George H. Swisher, Bowie, Md.

Safety pin facilitates inside scrollsaw cuts

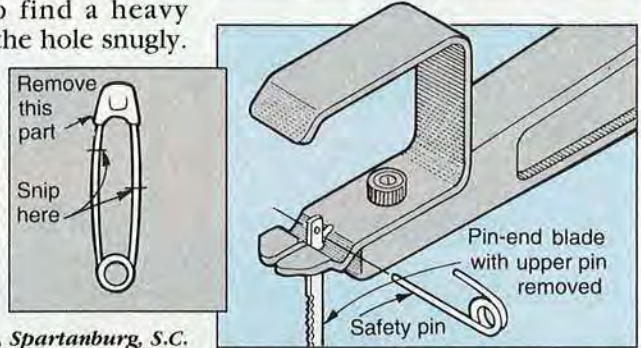
Scrollsaws that accept only pin-end blades limit your ability to make inside cuts—sometimes the smallest hole that the blade will fit through is larger than the area you want to cut out.

TIP: Remove the pin from the top of the blade. Now, raid the sewing drawer to find a heavy safety pin that fits the hole snugly. Snip the safety pin where shown. You now have a blade retaining pin with a loop handle, and a blade that fits through a much smaller start hole.

—Gloria Massey, Spartanburg, S.C.



For her tip, Gloria receives a Stanley Professional bench plane and block plane, both shown above.



This stick-on center solves a sticky cutting problem

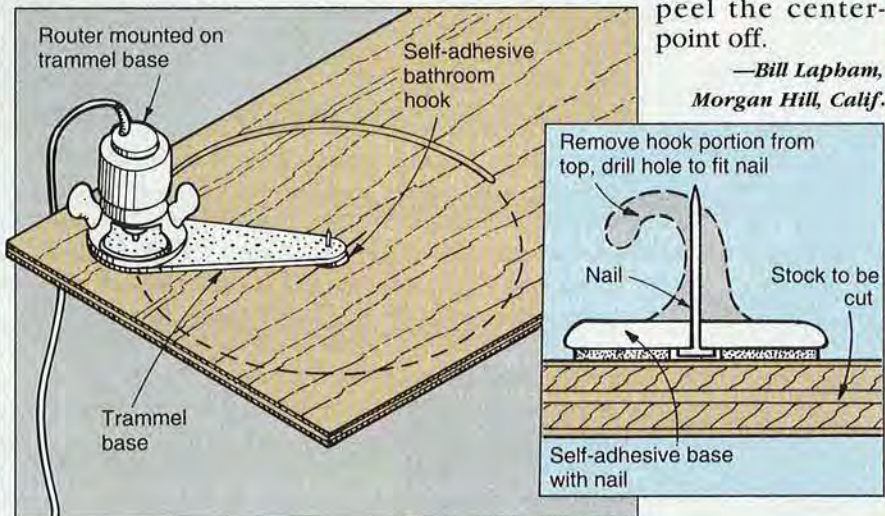
Cutting a circular piece with a trammel-mounted router or portable sabersaw leaves a hole right in the middle. What can you do to make a circle without a hole in the middle?

TIP: Make a no-hole centerpoint by modifying a self-adhesive plastic towel hook. (You can buy them in packages at hardware or variety stores.) Cut off the hook, and sand the front of the adhe-

sive-backed base flat. At the center, drill a hole to fit a common nail. Push the nail through from the adhesive side, and cut it off so it protrudes about 1". Trim the adhesive backing around the nailhead and epoxy the nail into position, if necessary.

To use, mark the center of your cutting piece with a large X. Stick the centerpoint over the mark, and put the hole in the trammel arm over the nail. Afterwards, peel the centerpoint off.

—Bill Lapham,
Morgan Hill, Calif.



Continued on page 8

HOW TO FIND YOUR WAY THROUGH THE WOODS.

In woodworking, every project is an adventure. You explore the wood, studying its grain, searching for something hidden within.

Your goal is to emerge, weeks later, with a proud souvenir. A planter. A Shaker chair. Or perhaps a rustic chest of drawers.

Ironically, the ease of any woodland journey depends largely on a decision you make *before* embarking: your choice of tools.

To this end, a move in the right direction is Skil Woodshop Tools.™

Skil Woodshop Tools are a full line of woodworking tools designed to make any project a pleasure.



10" benchtop tablesaw. Its powerful 13.0 amp motor and exclusive Accu-Lign™ self-aligning, quick-set rip fence makes short work of sizing raw stock.

Whatever your plans call for next, the HD 1875 plunge router is sure to be part of them. Its 2¼ hp motor can carve signs, cut joints and trim decorative edges with power to spare.

For accurate, repetitive drilling, the 3380 benchtop drill press is precisely what you need. The depth measurement and sturdy, adjustable table guarantee consistency from first hole to last.

When it's time for

Every step of the way.

Enter the woods with a confident first cut on the 3400

assembly, try the innovative HD 1605 plate joiner.

Simply cut matching slots, pop in a wooden biscuit, glue

and you have yourself a quick, durable joint.



Once it's all together, give your project a once over with the HD 7576

palm grip sander. The 7576 performs an exacting 1/16" orbit 13,000 times a minute for a fast finish.

Next time you explore the woods, bring along the perfect traveling companions—Skil Woodshop Tools. You'll find those shown here and other Woodshop tools in stores everywhere. Just look for this label.

It's a sure sign you're on the road to woodworking success.



SKIL®

HEIRLOOM TOYS



- Original designs by professional toy maker featured in Wood magazine
- Collectors' and children's toys
- Patterns, parts and wheels
- Catalog \$2. Free with order
- Introductory Offer: Send \$9.95 for a Model A Pickup pattern and receive free gas pump pattern

Baldwin Toy Co., Inc.
P.O. Box 37014 Omaha, NE 68137-0014

CHAINSAW CARVING VIDEO

EASY STEP-BY-STEP INSTRUCTION TEACHING VIDEO VOLUME I includes

2 projects:

- Dock Pelican
- American Eagle

FUN & PROFITABLE SELL YOUR WORK



VOLUME I

Send Check or Money Order For **\$29.95**
Plus **\$3.90 S/H** to:
WOOD CARVING 3 PRODUCTS
P.O. BOX 292526, DAVIE, FL 33329

HARDWOODS

EXOTIC & DOMESTIC OVER 75 SPECIES

LUMBER • VENEER • TURNING STOCK

COLLECTORS SAMPLE KIT

30 GORGEOUS WOODS
Exotic & Domestic from Around the World
1/2" X 3" X 6" Sanded Finish

\$39.00

*ppd in Cont US

Together with Book \$51.00

of Fine Hardwoods *ppd in Cont US

Over 70 woods shown in full color. Charts compare physical properties. 60 pgs

1-800-423-2450
WOODWORKERS Source

5402 S. 40th Street • Phoenix, AZ 85040
602-437-4415

Wood Moisture Meter

pocket-size
MINI-LIGNO
Range: 6-20%
in 1% steps
Size: 1"x2 1/4"x5 1/2"

\$110
only

Including Case, Battery, Pins for 3/16" or 7/16" measuring depth.

Also available as Mini E, 6-36%



Lignomat USA Ltd.
503-257-8957 800-227-2105

P.O. Box 30145
Portland, OR 97230

FREE BROCHURE!

★ **THE WOODWORKING SHOWS** ★
machinery • tools • supplies



VISIT THE SHOW NEAR YOU!

•Atlanta	•Indianapolis	•Seattle
•Central Florida	•Kansas City	•So. California
•Charlotte	•Milwaukee	•St. Louis
•Chicago	•New Jersey	•Tampa
•Denver	•No. California	•Virginia
•Detroit	•Portland	•plus others!

Call for free brochure
Monday - Friday 8 am - 5 pm Pacific Time
1-800/826-8257 or 310/477-8521

HERITAGE

Building Specialties

PROJECT-PAK®

A WOODWORKERS DREAM COME TRUE!

- Save money on projects
- Reduce waste by 25-50%
- Eliminate layout headaches

The ONLY way to buy wood!
Call for details & catalog today.
1-800-524-4184
205 N. Cascade • Fergus Falls, MN 56537

WE WORK FOR YOU!

Van Dyke's

Presents a **Catalog**

with supplies for upholstery, antique restoration, wood working, caning, brass hardware, carvings and many related trades!

40 Years in Creative Arts & Trades

Many Hard-To-Find Items!

SEND \$1.00 FOR CATALOG TO:
VAN DYKE'S RESTORERS
Dept. D55, P.O. Box 278, Woonsocket, SD 57385



WARREN'S FINEST COMBINATION WHITTLERS/CARVERS KIT IN CUSTOM REDWOOD BOX

Introducing New concept 'Lock-Jaw' handles with 'Lock-Jaw' wrench

1993 WOOD SHOP SPECIAL
#COMBI-TCE
\$95.95
P.Pd. (USA)

Designed for wood-carvers who appreciate fine quality tools. (Made in USA) Est. 1927.
Plus Free Pattern and Instruction Booklet.

COMBI-TCE CONTENTS:

- (1) ea. Walnut (Palm), and Rosewood
- (2) Sharpening Blocks
- (1) ea. Abrasive, and Leather
- (1) Large Blades*
- * All Honed Sharp
- (2) Handles (interchangeable)

Send Check or Money Order to:
Warren Tool Co., Inc.
2209-1 RI. 96,
Rhinbeck, NY 12572

1993 Warren Woodcarving Tool & Supply Catalog. FREE WITH ORDER. Catalog only, send \$1.00.
*N.Y. State Residents Add State Tax.
Shipping Also Taxable

Tel. (914) 876-7817 • USA only • CDD UPS Available
Canada and Foreign Please send Money Order U.S. Funds
Canada Add \$3.00. Foreign Orders Add \$6.50 shipping fee.

TIPS FROM YOUR SHOP (AND OURS)

Continued from page 6

A starting block sets shelf standards straight

Stray the least bit off the mark when installing shelf standards, and your shelves rock maddeningly. How can you set them right?



TIP: Fit a spacer block between the cabinet bottom and a slot near the bottom of the shelf standard. Install a shelf clip upside down in the slot, and then rest it on top of the block to position the standard while you drive in the screws or nails. Repeat for the other standards for accurate placement.

-Lance Lewis, West Newbury, Mass.

Set paint on a paddle for a clean benchtop

Finish cans leave drips and rings that mar your benchtop. Even if you put down papers, some of the finish may soak through and make a mess, anyway.

TIP: Just cut a rectangular paddle similar to the one shown to fit the finish-can size you're using. Add three 3/4 x 3/4" strips, placing the two side ones on a slight angle to create a wedge-shaped opening to hold the can securely. Drill a hole in the handle so you can hang the paddle up between uses.


-Jack Brown, Noank, Conn.



Continued on page 10

The inverted router, adjustable rails, a sliding miter table, and the air floatation/vacuum clamp system. Is this a table saw, or a woodworker's theme park?

Step right up! See the BT3000 Precision Woodcutting System from Ryobi with your own eyes! Because for those with a passion for wood, there is no greater thrill. Like the unique sliding miter table with its oversized miter fence and giant miter scale for unparalleled accuracy. A patented



mechanism that locks the rip fence parallel to the blade, front and back. Adjustable rails and tables to support up to 30" of ripping capacity, left or right of the blade. Ah, then there's the power! A whopping 15-amp, 3-horse motor with enough umph! to glide through your hardwoodiest 4x4's. And if the basic saw still doesn't have you panting, don't miss the options! The amazing Air Floatation/Vacuum Clamp Table. An inverted Router/Jig Saw Mounting Kit. The Quick Fold Outfeed Table. And a breathtaking Dust Collection System. There's even a Wide Table Kit for rip capacity up to 72". But wait, there's more! More features, patents, precision and options than any other saw in its price range. And that alone should be enough to get any serious woodworker's adrenalin flowing.

Made in U.S.A.

RYOBI[®]

Making Innovative Concepts A Reality™

Call 1-800-525-2579 for more information.

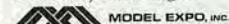
Ryobi America Corp. 5201 Pearman Dairy Road, Suite 1, Anderson S.C. 29625-8950 © Ryobi America Corp. 1993

GREAT ENCOURAGEMENT FOR SHIPWRIGHTS!



All gentlemen shipwrights and able bodied modelists who have a mind to provide for themselves amusement and satisfaction through the traditional craft of ship modeling, an opportunity now offers to acquire, through the minimal cost of one Colonial Dollar (\$1.00), a catalog of fine and unique ship model kits, plans, books and fittings from the renowned company of Model Expo located in Mt. Pocono in the state of Pennsylvania.

Send \$1.00 for a catalog to:



Dept. WDB3, PO Box 1000, Mt. Pocono, PA 18344

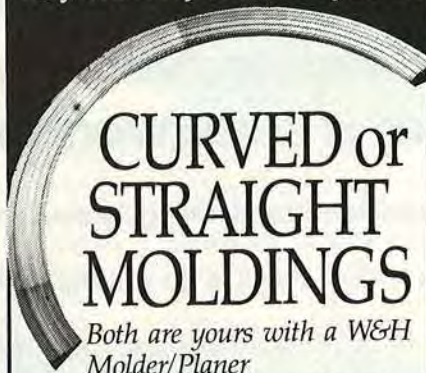
Name _____

Address _____

City _____

State _____ Zip _____

Anytime Anywhere Anywood



CURVED or STRAIGHT MOLDINGS

Both are yours with a W&H Molder/Planer

Thousands of professionals and serious woodworkers use our American-made cast iron molder/planers to produce smooth moldings, raised panels, crowns and curved molding.

In the shop or at the job site, W&H meets your needs every day with quick knife changeover and ultimate versatility with all kinds of wood.

Over 40 years of experience supports our products with a 5 year warranty! Call or write today for our FREE information kit!

800-258-1380 (USA) 603-654-6828
FAX 603-654-5446

Williams & Hussey Machine Co., Inc.
Dept. 233KM
P.O. Box 1149 Wilton, NH 03086



TIPS FROM YOUR SHOP (AND OURS)

Continued from page 8

Pull the plug on tenoning troubles

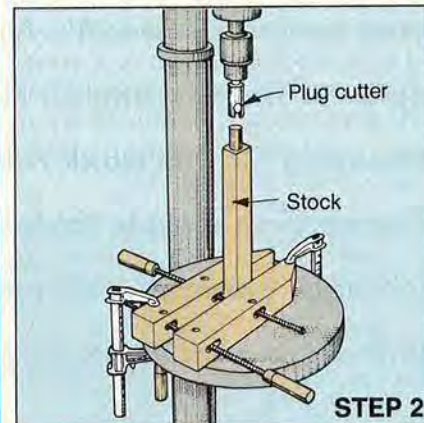
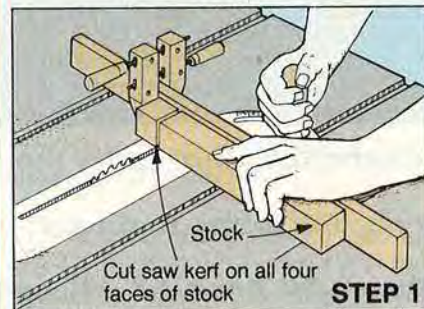
You could turn a round tenon on square stock. But, what if you don't have a lathe?

TIP: Make those round tenons with a tablesaw, drill press, and plug cutter. After determining the tenon dimensions (for example, a 3/4"-diameter, 5/8"-long tenon on 1 1/2" square stock), subtract the diameter from the thickness of the stock. Set your tablesaw's cutting depth to *half* that distance (that's 3/8" in our example).

Now, using your tablesaw miter gauge and a stopblock, cut a kerf 5/8" (or your tenon length) from the end of the stock on each face. Be sure to measure from the end of the stock to the farthest side of the blade. (Step 1 below.)

Next, chuck a plug cutter the diameter of your tenon into your drill press. Then, holding the workpiece firmly with clamps, center the plug cutter on the end of the stock, start the drill press, and cut the tenon. (Step 2.)

-Chuck Hedlund, Des Moines, Iowa



Continued on page 12

HEGNER is Scrollvergnügen*



*Vergnügen: A German noun meaning delight or pleasure. Our customers love their HEGNER saws because they are so easy to use and give such great results.

SAVE NOW during our Holiday Sale!
Call or write for free details today.

☎ 1-800-220-4264 ☎

Please send free information on your HEGNER Holiday Sale. 585

Name _____

Address _____

City, State _____

Phone _____ Zip _____

ADVANCED MACHINERY IMPORTS

P.O. Box 312, Dept. 585
New Castle, DE 19720
FAX 302 • 322 • 3479

OUR NEWEST HEIRLOOM.



A few feet or so from a 1940 Delta Bench Drill Press stands another "sure-to-be" Delta heirloom. The new Delta Sanding Center™, Belt/Disc Sander.

George Reid, master craftsman and furniture historian, admits he's never seen anything quite like it. A machine capable of precision edge-sanding a 24" diameter circle. (48" with accessory extension.) With a 6" x 48" belt and 12" disc, accompanied by a power take-off shaft that handles dozens of accessories. Like pneumatic drums, flap wheels, buffing wheels and a flexible shaft, just to name a few. And a hefty cast iron base that incorporates single port dust collection.

In his 51 years of working with wood, Mr. Reid has created scores of perfect historical reproductions and original heirlooms, both full size and miniature, using his old Delta machines. And at age 78, George isn't about to back away from a new idea like the Delta Sanding Center. He points out, "This time Delta's put everything into one machine."

For more information on the Sanding Center or the name of your nearest Delta dealer, call toll free: Delta International Machinery Corp., Pittsburgh, PA, 800-438-2486. In Canada, 519-836-2840.

Building
On Tradition
DELTA
A Pentair Company

Model 31-280 shown with accessory pneumatic drum, dust collector tray, hoses and mobile base.



We're pleased to be underwriters of The New Yankee Workshop and The American Woodshop on public television.

TIPS FROM YOUR SHOP (AND OURS)

Continued from page 10

Plastic light grid shines for screwdriver storage

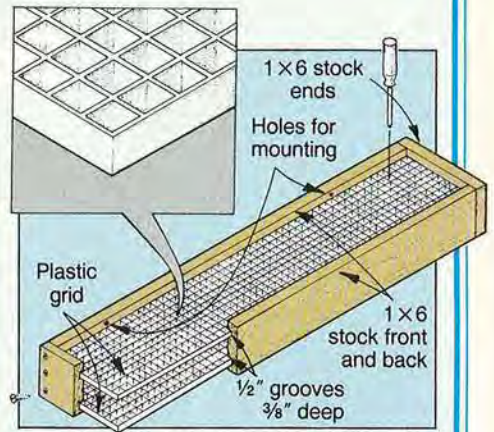
Screwdrivers, awls, chisels, and the like sometimes seem to defy organization. Too often, they end up tossed in a drawer. That means rummaging through dozens of tools to find the one you need.

TIP: Organize lots of tools in a small area with this handy rack. Start with a plastic grid made to cover fluorescent lights in suspended ceilings (available in

2' x 4' panels at most lumberyards and home centers). Cut two matching pieces of the grid to a convenient size.

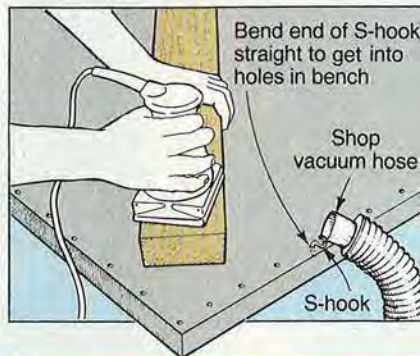
Build the surround from 1 x 6 (nominal) stock. Cut 3/8"-deep grooves to hold the grids 3/4" from each edge on the inside face. Assemble the surround with screws, and hang the completed rack on your toolboard or shop wall.

-Harvey Charbonneau, Ocala, Fla.



Hook up a shop vacuum to collect some dust

You don't have a built-in dust-collection system in your shop. Instead, you try to collect dust and chips with your shop vacuum when you're doing a lot of cutting, sanding, or routing. You position the hose alongside your work area, but it just won't stay put on its own.



TIP: An S-hook will hold the hose in position for you. Just drill a hole in the side of the hose (or the nozzle) about 1/2" from the open end. Insert an S-hook (available at hardware stores) in the hole. Then, hold the hose in position by inserting the other end of the hook into a hole drilled in your workbench or tool table.

-Patrick Smith, Calgary, Alberta

Continued on page 14

Econ-Abrasives

WE MAKE ABRASIVE BELTS ANY SIZE, ANY GRIT!

Standard Abrasive Sheets

CABINET PAPER

	50/pk	100/pk
60D	\$15.00	\$27.00C
80D	14.00	25.00C
100 thru 150C	13.00	23.00C

FINISHING PAPER

80A	\$ 10.00	\$17.00C
100 thru 280A	9.00	15.00C

NO LOAD PAPER(white)

100 thru 400A	\$11.00	\$19.00C
---------------	---------	----------

C = 100 SHEETS

Velcro® Vacuum Discs

8 Hole pattern for Bosch sanders

Dia.	Grit	Price
5"	60	\$.48ea
5"	80	.46
5"	100 thru 320	.45

* OTHER PRODUCTS*

- *Wide Belts*Rolls*Flap Wheels
- *Pump Sleeves*PSA Discs
- *Router & Wood Bits*Wood Glue

- *MasterCard, VISA, C.O.D. or Check
- *SATISFACTION GUARANTEED!!!
- *CALL FOR FREE CATALOG
- TX & NV add appropriate sales tax
- Continental U. S. shipping add \$5.50

ABRASIVE BELTS

PLEASE SPECIFY GRITS

1X30	\$.73 ea	3X24	\$.84 ea
1X42	.73 ea	3X27	.87 ea
1X44	.73 ea	4X21 3/4	.96 ea
2 1/2X16	.77 ea	4X24	.99 ea
3X18	.78 ea	4X36	1.20 ea
3X21	.81 ea	6X48	3.14 ea
3X23 3/4	.84 ea	2 1/4X80	2.94 ea

OTHER SIZES ON REQUEST

HEAVY DUTY SPRING CLAMPS

Clamps come w/PVC tips and grips.

Size	Price
4"	\$1.75 ea
6"	2.25
8"	3.50

JUMBO ROUTER PAD(24" x 36")

It will not allow small blocks of wood to slip out under router or sanding applications. ROUTER PAD ONLY \$8.95ea.

JUMBO BELT CLEANING STICK ONLY \$8.80

Econ-Abrasives

P. O. Box B865021
Plano, TX 75086
(214)377-9779



BUILDING OUR NAME...



UNI. TABLE SAW
TS-2010 10" \$1079
TS-1212 12" \$1479

PLANER
WP-0012 12" \$369
WP-1015 15" \$769
WP-0020 20" \$1295

PNEU. DRUM SANDER
FL-901 \$259

SANDER
SD-0069 6X9 \$189
SD-0612 6X12 \$429

WE SPECIALIZE IN CUSTOMER SATISFACTION



ONE YEAR WARRANTY OFFERING A LINE OF FINE QUALITY MACHINE TOOLS

MAIN OFFICE:
9031 E. SLAUSON AVE.
PICO RIVERA, CA 90660
TEL: (310) 949-3747

ORDER DESK ONLY: ATLANTA:
(800) 786-LOBO (404) 416-6006
CHICAGO:
(708) 798-9229
CANADA:
(519) 291-2280

BUILDING OUR DREAMS...

WOOD LATHE
CL-1140 40" \$569

SHAPER
SP-30 1" \$849

4 SIDE MOULDER
SM-0604 6" \$25,900



RIP SAW
TRS-0012 12" \$8950

DIGIT CONTROL WIDE BELT SANDER
CA-2548 24" \$6290
CA-3760 36" \$9390

JOINTER
JT-1006 6" \$259
JT-1008 8" \$639
JT-0012 12" \$1895

BAND SAW
BS-0163 16" \$499
BS-0183 18" \$609
BS-0202 20" \$1290

DUST COLLECT
DC-90 1HP \$189
DC-101 2HP \$299
DC-102 3HP \$459



LOBO POWER TOOLS

Super Dado

Super cuts in veneered plywood, melamine, chipboard and solid woods.

SD508
freud[®]

8" SUPER DADO

WITH ANTI-KICKBACK DESIGN

8" DIAMETER
29/32" MAX. CUT

TEETH: 24 OUTSIDE
4 CHIPPERS

ULTIMATE CUTS IN VENEERED PLYWOOD, MELAMINE,
CHIPBOARD AND SOLID WOODS.

Use on hardwood, softwood, plywood, and composition material. Never use chippers alone. Always use both outside blades. Always use safety glasses and guards where possible.

THIS SIDE OUT

When we listen to woodworkers, we understand what you mean — after all, we are woodworkers! You told us you needed a dado to cut plywood, solid wood, hardwood veneered plywood, laminates and melamine *chip-free*. You told us that it needed to cut precise slots and maintain accuracy. And it especially needed to accommodate today's undersized plywoods.

So we engineered a dado that would not only meet your needs, but would surpass your expectations. First we started with our superior tri-metal brazing to bond a special tooth design to an extra stiff blade body. You wanted dados with super smooth flat bottoms so we included 4-wing chippers. You said you hate it when chips build up in the chippers, so we perfected a gullet which ejects the chips. And then we eliminated the hub on the outside blade so chips cannot build up between the blades. What we came up with, was a dado will cut all your materials chip-free with a dado so smooth, you'll hate to cover it up.

To make it even better, we added something no other dado manufacturer has...a sixth chipper that is $\frac{3}{32}$ " thick. That doubles the number of possible slot widths (from $\frac{1}{4}$ " up to $\frac{29}{32}$ " wide), and allows you to set the dado to fit today's undersized plywoods. To make it even more flexible, we've included a set of precision steel shims for fine adjustments. Here is a dado that matches the slot width flexibility of an adjustable dado while maintaining the safety and finish of a stacked dado system.

And speaking of safety, we used the same anti-kickback technology associated with our saw blades and router bits. It's the anti-kickback shoulder design that reduces the chance of kickback from overfeeding. This higher level of safety lets you dado with confidence.

freud[®]
Precisely what you need.

High Point, NC 27264 • 800-472-7307

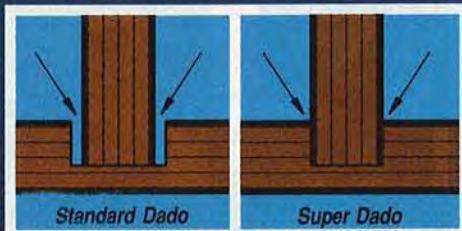
We also packaged all this in a sturdy carrying case. Once you use this new dado, you'll agree that it really is a *Super Dado*.



4 teeth per chipper for super smooth flat bottom dados.



Shim set included.



Exclusive $\frac{3}{32}$ " Chipper lets you perfectly adjust the width of the cut today's for undersized plywood.

STEVE WALL LUMBER CO.

Quality Hardwoods and Woodworking machinery For
The Craftsman and Educational Institutions

STEVE H. WALL LUMBER CO.

BOX 287 • MAYODAN, N.C. 27027

919-427-0637 • 1-800-633-4062 • FAX 919-427-7588

Ash4/4	Select	2.10	\$65.00
Basswood4/4	Select	1.50	\$53.00
Birch4/4	Select	2.20	\$67.00
Butternut4/4	1C	1.70	\$57.00
Cherry4/4	Select	2.90	\$81.00
Hickory - Pecan4/4	Select	1.80	\$59.00
Mahogany (Genuine)4/4	Select	2.90	\$81.00
Maple (Hard)4/4	Select	2.30	\$69.00
Maple (Soft)4/4	Select	1.70	\$57.00
Poplar4/4	Select	1.45	\$52.00
Red Oak4/4	Select	2.25	\$68.00
Walnut4/4	Select	3.00	\$83.00
White Oak4/4	Select	2.20	\$67.00
Cedar (Aromatic Red)4/4	1C+Btr.	1.55	\$54.00
Cypress4/4	Select	1.85	\$60.00
White Pine4/4	F.G.	1.00	\$43.00
Yellow Pine4/4	Clear	1.50	\$53.00

Above prices are for 100' quantities of kilndried rough lumber sold by the Bd. Ft. FOB Mayodan, NC. Call for quantity discounts. Other sizes and grades available.

Above prices are 20 bd. ft. bundles of clear kilndried lumber 3"-10" wide x 3'-7' long (Random widths & lengths) Surfaced 2 sides or rough. Delivered UPS prepaid in the Continental U.S.

UPS	\$53.00
Specials	\$67.00
.....	\$57.00
.....	\$81.00
.....	\$59.00
.....	\$81.00
.....	\$69.00
.....	\$57.00
.....	\$52.00
.....	\$68.00
.....	\$83.00
.....	\$67.00
.....	\$54.00
.....	\$60.00
.....	\$43.00
.....	\$53.00

MiniMax



..... 6 scmi
\$45 18"
Band Saw
Special Sale
Price
\$1399
Reg. \$1590
FOB Mayodan
Call for best price
on Mini Max
Machines

Send \$1.00 For Lumber Catalog

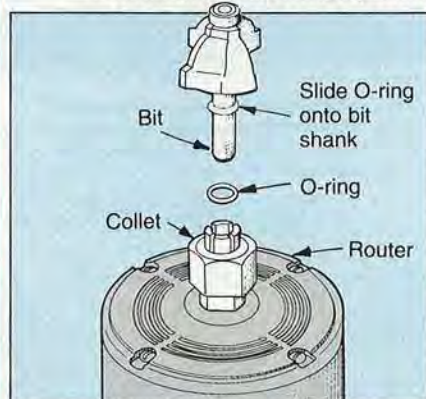
TIPS FROM YOUR SHOP (AND OURS)

Continued from page 12

O-ring ends "oh, darn!" when changing router bit
The edge-forming router bit you're chucking keeps sliding all the way down in the collet, but it needs to be higher. With both hands occupied with collet wrenches, you can't hold the bit in position.

TIP: Slide a rubber O-ring onto the router-bit shank before you insert it into the collet. (You'll find 1/4"- and 1/2"-inside diameter O-rings in the plumbing aisle of the hardware store.) Position the bit at the height you want, and slide the O-ring down to the collet face. Now, you can tighten the collet nut while the O-ring holds the bit for you.

—William Sand, Morrystown, Minn.



MORE TIPS FROM OUR WOODWORKING PROS

- For laminated arches, try our technique shown on page 33.
- Our drill guide for pocket screw holes works great for those places where clips, cleats, or corner braces just won't do. See it on page 76.
- If you don't need the entire lumber storage rack shown on page 42, build only the horizontal support system.
- Adapt your own patterns to the technique described on page 68 for beautiful wall hangings. Or, incorporate the patterns into boxes or other decorative projects. ♣

- TRIPLE BRIGHT RUGGED CHROME HOUSING
- CONTOURED COMFORTABLE DESIGN
- POSITIVE EASY TO USE THUMB LOCK
- EASY TO READ DUAL MARKINGS FOR LOCATING STUDS
- PRO-TECH™ ANTI-CORROSION FINISHED BLADE

ARROW
presents...

THE BRUTE

- TEMPERED STEEL BLADE REMAINS RIGID FOR APPROXIMATELY 7 FEET
- TRIPLE REINFORCED NON-SLIP END HOOK
- CALIBRATED FOR TRUE ZERO
- HEAT TREATED HIGH CARBON STEEL RETURN SPRING GIVES LONGER LIFE



RUGGED HEAVY DUTY PROFESSIONAL RULES!

AVAILABLE IN SIZES OF:

12' 16' 25' 30' 50' 100'

AND A MUST SEE 25' NEON GREEN

Available at **Kmart** and other leading stores everywhere.



THE BRUTE™ STEEL RULE AVAILABLE IN: 50' AND 100' SIZES.



ONLY ARROW HAS THE EXCLUSIVE NON-SLIP END HOOK

ARROW FASTENER COMPANY, INC. 271 MAYHILL STREET, SADDLE BROOK, NEW JERSEY 07662
IN UNITED KINGDOM: ARROW FASTENER (U.K.) LTD., 14 BARCLAY ROAD, CROYDON CRO 1 JN UNITED KINGDOM
IN CANADA: JARDEL DISTRIBUTORS, INC., 6505 METROPOLITAN BLVD. EAST MONTREAL HIP 1X9 QUEBEC

With RBI Hawk Scroll Saws, You Can Make Toys, Crafts, Gifts, Furniture and More.

Now you can experience the pleasure of creating the woodworking projects you've always dreamed of building.

Edges So Smooth They Don't Require Any Sanding

Imagine building beautiful crafts and toys, creating intricate fretwork for cabinets, chairs, tables and much more.

You'll also save time and money by making your own project cut-outs which require no sanding.


Now you and your family will be able to create projects that will be treasured...year after year.



Our complete line of Hawk Scroll Saws are designed and manufactured in the United States for the professional shop and the demanding hobbyist. We have the best selection of sawblades, accessories, instructional and pattern books, too.

After all, you're the first one to know that the projects you create are only as good as the tools you use.

Wood® magazine rates the RBI Hawk Precision 220VS and 216VS Scroll Saws EXCELLENT or GOOD in all areas tested.



RBI Hawk Specs



A Few Things You'll Like About RBI Hawk Precision Scroll Saws.

- Patented Quick Change Blade Holder** - for fast and easy positioning of sawblades.
- Patented Rear Cam-Over** - for quick and easy tension setting.
- Patented Hold Down Foot** - for maximum control when making the most intricate cuts.
- Patent-Pending Cam-Over Tension & Upper Blade Holder** - allows you to change blades in seconds and make inside cuts quick and easy.
- Extra-large Cast Aluminum Table** - gives you a larger work for better control support and support.
- Adjustable Tilting Work Table** - tilts full 45 degrees left & right unlike other scroll saws that tilt only one way.
- Safety Stop & Spring** - assures safe operation, even when a blade breaks.
- Flex-Bellows** - keeps work area clear for better visibility and added safety.
- Precision Crafted Steel Base & Legs** - for smooth, vibration-free operation.

Call 1-800-487-2623 Today To Order *or* For Your FREE Info Kit.

Our Guarantee To You

30-Day Money Back Guarantee
3-Year Warranty (1 Year on Motor)



rbindustries
The American Tool Manufacturer
1801 Vine Street • PO Box 369
Harrisonville, MO 64701

TALKING BACK

 Print this article

We welcome comments, criticism, suggestions, and even compliments. Send your correspondence to: Talking Back, Better Homes and Gardens® WOOD® magazine, 1912 Grand Ave., Des Moines IA 50309-3379.

Help save the butternut



As both a subscriber to WOOD magazine and a forest pathologist, I was disappointed that the profile on butternut (October 1992) did not mention Butternut Canker, a serious threat to the species. This disease has caused a serious decline of butternut over the last 25 years.

The U.S. Forest Service has an aggressive breeding program to save the butternut, gathering material from apparently resistant trees for use in breeding resistant planting stock to help reestablish the species. The Forest Service allows heavily infected, unhealthy, and dead trees to be harvested, while evaluating the remainder for their resistance to the disease.

The majority of the butternut trees are on private land. Many land owners, fearing that their trees may become infected, schedule pre-emptive salvage cuts and may be destroying potentially resistant breeding stock.

The policy of the Forest Service will lead, in the short run, to a decreased supply of butternut, and an increased price. In the long run, the species may be brought back. It is not only the tropical hardwoods we must protect, the domestic resources also need our protection.

Martin Mackenzie, Morgantown, W. Va.

Two ways to hone, Mate

I read your "Products that Perform" column in the June 1993 issue reviewing the Hone-Mate. The article said to dip the Hone-Mate in oil, and then give the knives a few strokes. The instructions I received with my Hone-Mate say nothing about dipping it in oil. Which way is correct?

Herbert Grashoff, St. Charles, Mo.

Both ways are correct, Herb. We contacted Woodworker's Supply, and we were told that the stone could be used either wet or dry, and that the use of a lightweight oil will help keep the Hone-Mate clean. Bob McFarlin, who tested the tool, suggested using no more than a drop or two of light oil on the knives to reduce the necessary clean-up. Wipe the oil off the stone when finished to prevent a buildup of small metal particles.

Continued on page 19

HIGHEST
QUALITY
ROUTER BITS &
SHAPER CUTTERS



INDUSTRIAL CARBIDE TOOLING

- Cutters are solid C-2 Carbide
- Ground with upto 600 G diamond wheel
- Largest selection
- Most orders shipped the same day
- Courteous, fast service



CASCADE TOOLS, INC.

FOR A FREE
CATALOG CALL
24 HRS. A DAY!
1-800-235-0272
FAX: 1-800-392-5077

93G-115

TRANSPOWER

FOR EXPRESS NEW CATALOGUE CALL
1-800-654-7702

TS200HD



HP500



SUPER HEAVY DUTY WOODWORKING EQUIPMENTS

200HD	10" SUPER HEAVY DUTY TABLE SAW, 3HP	\$895
200HA	10" SUPER HEAVY DUTY TABLE SAW, 3HP	\$740
MS250	10" TABLE SAW, 1 1/2HP	\$345
SB800	20" BAND SAW, 3HP	\$1190
SB700	18" BAND SAW, 2HP	\$595
SB600	16" BAND SAW, 1 1/2HP	\$475
SB500	14" BAND SAW, 3/4HP	\$230
AP200A	20" AUTO PLANER, 2 SPEEDS, 3HP	\$1195
AP400	24" AUTO PLANER, 3 SPEEDS, 7HP	\$2590
AP650	15"X8" AUTO PLANER, 2 SPEEDS, 2HP	\$695
AP800	16"X8" AUTO PLANER, 2 SPEEDS, 3HP	\$695
AP150	12"X6" AUTO PLANER, 2HP	\$328
SP980	TILTING SPINDLE SHAPER, 1 1/4" & 3/4", 3HP	\$1250
HP500L	3HP SHAPER, 1" 3/4" 1/2" SPINDLES	\$740
HP500	3HP SHAPER, 1" 3/4" 1/2" SPINDLES	\$695
SP860	3HP SHAPER, 1" 3/4" 1/2" SPINDLES	\$840
JT650	6" LONG BED JOINTER, 1HP	\$250
JT860	8" HEAVY DUTY JOINTER, 1 1/2HP	\$650
1200	12" HEAVY DUTY JOINTER, 3HP	\$1695
747	DUST COLLECTOR, 650 CFM, 1HP	\$168
2000	DUST COLLECTOR, 1250 CFM, 2HP	\$285
3000	DUST COLLECTOR, 1850 CFM, 3HP	\$325
RF150	AUTO FEEDER, 1/4HP	\$385
RF250	AUTO FEEDER, 1HP	\$640
SD800	90" EDGE SANDER, 2HP	\$420
SD1200	123" EDGE SANDER, 2HP	\$980
DB600	AIR DRUM SANDER, 1 HP	\$285
 AND MORE.	

C.P. Tools, Inc.

* 14257 E. Don Julian Rd., Industry, Ca. 91746
818-333-7701

FORSTNER BIT SPECIAL!



7-pc Forstner Bit Set

Used for flat bottom holes, boring through knots, making pocket holes and partial arcs. Seven most used sizes: 1/4", 3/8", 1/2", 5/8", 3/4", 7/8", and 1". All shanks are 3/8". Precision ground for smooth, vibration-free operation.

Part No. C3187
ONLY \$24⁹⁵
REG. \$29⁹⁵

16-pc Forstner Bit Set

This quality set includes 16 bits: 1/4", 3/8", 1/2", 5/8", 3/4", 7/8", 1", 1 1/8", 1 1/4", 1 3/8", 1 1/2", 1 5/8", 1 3/4", 1 7/8", 2", and 2 1/2". Approximately 3 1/2" long. You can drill pocket, partial arc, and flat bottom holes. Drill through wood at virtually any angle. All shanks are 3/8".



Part No. C3188
ONLY \$79⁹⁵
REG. \$89⁹⁵

CASCADE TOOLS, INC.

FREE SHIPPING ON ORDERS OVER \$100⁰⁰

ORDER 24 HRS A DAY!
1-800-235-0272 EXT.
FAX 1-800-392-5077

93C-116

WOOD PARTS FROM MIDWEST DOWEL WORKS

Compare Our Low Prices!

	Qty.	Cost
3-1/2" Poplar Shaker Peg	\$15/100	—
1-3/4" Mini Shaker Peg	\$7/100	—
3-1/2" Country Wall/Mug Peg	\$15/100	—
2-1/2" Country Shorty Peg	\$12/100	—
Large Bean Pot Candle Cup	\$17/100	—
Brass Inserts	\$9/100	—
1/2" Mini Candle Cup	\$10/100	—
1-1/2" Toy Wheel	\$10/100	—
2" Toy Wheel	\$17/100	—
Axel Pegs	\$4/100	—

Great Buys!

	Qty.	Cost
3/8" x 36" Standard Dowels	\$21/100	—
3/4" x 36" Oak Dowels	\$16.50/10	—
3/8" Maple Buttons	\$2.15/100	—
1/2" Maple Buttons	\$2.25/100	—
1-1/2" Maple Spindles	\$9/100	—
2-1/8" Maple Spindles	\$18/100	—

ORDER NOW

MC/Visa Check Enclosed

Total Cost _____

Handling **\$3.00**

Ohio residents add 5 1/2% sales tax _____

Final Cost _____

MC/Visa Number _____

Expires _____ Phone _____

Name _____

Address _____

City/State/Zip _____

FREE! 16-PAGE CATALOGUE

MIDWEST DOWEL WORKS
4631 Hutchinson Rd., Cincinnati, OH 45248
513-574-8488

Same Day Service/
Order Before Noon

Factory Direct/
Satisfaction Guaranteed

SERVING WOODWORKERS EVERYWHERE!



Over 3900 products for the woodworker
Featuring over 200 NEW products!
48 hour mail order service!



FREE CATALOG!
Order toll FREE!

Visit a retail store near you!

39 Years of Service

Or order from our catalog!

- | | |
|-----------------------------|------------------------|
| Boston (Cambridge) | Detroit (Royal Oak) |
| Buffalo (Clarence) | Seattle |
| Chicago (Arlington Heights) | Milwaukee (Wauwatosa) |
| Cleveland (Parma) | Minneapolis |
| Columbus | Burnsville (Minnesota) |
| Denver | San Diego |



For a copy of our FREE catalog!

Call 1-800-279-4441

Or write us at : Department 33114
21801 Industrial Blvd.
Rogers, MN 55374

Hardware, Wood, Tools & Know How

Turn Your Hobby Into A Business

As a FURNITURE MEDIC®, you can use your woodworking talent as a stepping stone to a full-time business of your own.

Advanced technology allows FURNITURE MEDIC® to perform various types of on-site furniture repair, including scratches, dents, water marks, finish imperfections, broken joints, etc.

The market for our services is unlimited and includes manufacturers, shippers, moving companies, retailers, hotels and a multitude of other commercial settings where furniture takes heavy wear and tear.

We Offer

- Comprehensive training - no experience required.
- Continuous support.
- Research and development support.
- Advertising materials and national support.
- Flexible work schedules.
- Low overhead/low capital concept.

For more information on this franchise opportunity, call FURNITURE MEDIC®. We accept calls 24 hours a day.

Your investment starts at \$10,500

1 (800) 877-9933

... or call us collect at (404) 361-9933



FURNITURE MEDIC®

"the prescription for damaged furniture.®"



BOSCH

1194VSR	1/2" Hammer Drill	\$144
11212VSR	SDS Rolo Hammer	194
1615EVS	3 hp Plunge Router	257
1604	1 3/4 hp Router	133
1609K	3-base Trimmer Kit	173
3263DVS	5" R.O.Sander	95
3051VSRK	With 2 batteries	148

1581VS \$138 VS Orbital Jigsaw

BLACK & DECKER

1166	3/8" 0-2500 Holgun	\$62
1167	3/8" 0-1200 Holgun	68
1180	3/8" 0-1200 Holgun	103
1703	10" Miter Saw	165
2038	0-4000 rpm Drywall gun	99
2670	1/2" Impact	139
2664K	Cyclone 9.6V Cordless	139
2665K	Cyclone 12V Cordless	159
2750	Mini Grinder	79
3338	ELU Plunge Router	253

2720 1.5 hp Router 1/4" collet \$129

2721 1.5 hp Router 1/2" collet 139

DELTA

37-070 \$249

6" Table Top Jointer

11-950	8" bench Drill Press	\$144
14-600	Hollow Mortise Chisler	448
22-540	12" planer	398
28-180	10" hand saw	169
31-050	1" belt sander	78
31-080	1" Belt 5" Disc Sander	94
32-100	Plate Joiner	269
33-060	Sidekick F&T Saw	368
36-040	8" Compound Miter	149
36-090	Sidekick 10" Miter Saw	218
36-220	10" Compound Miter	234
40-150	15" Scroll Saw	115
40-560	16" Scroll Saw	188
40-640	20" Scroll Saw	318

if you can plug it in...we've got it!

GREAT BARGAINS ON ALL YOUR FAVORITE TOOLS

MILWAUKEE

0234-1 1/2" Magnum \$119

0222-1	3/8" Drill	\$106
0224-1	3/8" Magnum	114
0375-1	3/8" FA Drill	127
0379-1	1/2" FA Drill	145
3300-	RA Magnum	183
5392-1	3/8" Hammer Drill	114
6368	7 1/4" Circ.saw Kit	137
6527	VS Super Sawzall	164
6528	VS Super Sawzall	164
6546-1	2 spd. Cord' Screwdriver	81
6583-1	HD ScrewShooter	145
6747-1	Drywall gun 0-2500	103
8977	Variable Heat Gun	74

6508 2 range VS Sawzall \$132

SMARTLEVEL

SL224	2" economy Level	\$ 54
PR24S	2" Pro Level w/case	88
PR48S	4" Pro Level w/case	105

STABILIA

LEVELS - Hand holes. Two vertical-vials. Two milled faces. Yellow coat.

2464	24"	\$ 36
2469	36"	39
2467	48"	45
2501	10" POCKET LEVEL	24
2699	6 ft--3vial	99
2700	6 ft 6"--3vial	115

LUFKIN 10 FT TAPE
ABBEE SPECIAL \$7.95... \$3.95

PORTER-CABLE

330 Palm Sander final cost \$49

after \$10 rebate from Porter-Cable

100	7/8 hp Router	\$ 102
314	4-3/8" Trim Saw	135
315-1	7 1/4" Circular Saw	117
345	6" Saw Boss	102
351	3x21 Belt Sander	144
352	3x21 Belt Sander w/bag	148
360	3x24 Belt Sander w/bag	184
361	3x24 Belt Sander	179
362	4x24 Belt Sander w/bag	189
363	4x24 Belt Sander	185
505	1/2 Sheet Sander	118
556	Biscuit Joiner w/dgc fence	178
693	Plunge Router	169
6931	Plunge Router	76
696	Router Table	125
7310	Trim Router	88
7336	6" R.O. Sander	134
9118	Door Plane Kit	203
9345	6" SawBoss Kit	122
97310	Trimmer Kit	194
9840	New 9 V cordless	163
9853S	12V Cordless-2 batt	179
	Router Edge Guides	14.95
	Corner Chisel	17.95

1-1/2 hp Router
690K w/ FREE CASE 145

freud

94-100 5pc \$158 Router Bit Cabinet Set

FT2000E	Vs Plunge Router	\$ 199
JS100	Biscuit Joiner	159
\$30	Rebate on these tools 10/93	
LUB8M010	10" 80T Finish	58
LUB4M011	10" 50T Combo	39
LM72M010	10" 24T Rip	37

HITACHI

C8FB Compound Miter Saw \$599

Clamp for C8FB \$ 18.95

Small Piece Fence	12.95	
60 Tooth Carbide Blade	39.95	
C10FA	10" Miter Saw	299
CR10V	Recipro Saw	116
CJ65VA	Orbital Jigsaw Kit	155
F20A	Plane	94
M12VK	3 1/4hp PingRt w/case	229
TR12K	Plunge Router w/case	179

NAIL GUNS

NR83A	Framing Gun	398
NT45A	18 g Finish Nailer	274
NT65A	16 g Finish Nailer	314
N3824A	1" Roofing Stapler	329

SENCO NAIL GUNS

not available in all areas

LS2	Planner 5/8" - 1"	\$ 209
SCN200R	Coil Roofing Nailer	389
SFN1	1"-2" Finish Nailer	249
SFN2	Big Finish Nailer	349
SKS	1/4" Crown Stapler	239
SN70	NEW/Framing Nailer	467

SLP20 Pinner 5/8"-1 5/8" \$242

AM78HC2 11/2 HP-1 tank \$ 279
AM78HC4V 11/2 HP-2 tank 299

The Kreg Jig Pockethole \$99

for joining faceframes, butt joints and other pocket hole applications

TS380 15" Miter Saw \$369

AG1200V Heat Gun \$ 39
AP10 10" Planer \$ 379
AP10 Replacement Blades 24.95
AP12 NEW! 12" Planer 425
BE321 3x21 Sander 128
BT3000 Table Saw 539
DS1000 New! Detail Sander 49
JP155 6" Planer 295
JM100K Biscuit Joiner 204
QS1000 Quick Stand 49
RS0K Trimmer 2 base Special 99
R70K Trimmer 2 base Special 99
RE600 3hp Plunge Router 204
RS112 Random Orbit Sander 52
SC160 Scroll Saw 138
TFD170-2 9v Cord's Drill-2 batt. 148
TFD220-2 12v Cord's Drill-2 batt. 164
TS260 10" Comp. Miter 245

HOOK & LOOP SANDPAPER

PORTER/CABLE 5" discs 10 count
BOSCH 5" discs 10 count
MAKITA 5" discs 10 count
All GRITS 10pc \$4.95

STIKON SANDPAPER

10yards	100LD G weight discs	
Gal. 4 1/2" roll	pieces 6" round 5 round	
60	N/A 100 pc	19.95 15.95
80	10.95 109 pc	18.95 13.95
100	9.85 100 pc	17.95 12.95
120	9.85 100 pc	17.95 12.95
150	9.85 100 pc	17.95 12.95
180	9.85 100 pc	17.95 12.95
220	9.85 100 pc	17.95 12.95

BIESEMEYER

T50	50" Commercial Fence	\$294
HS52	50" Home Shop	235
HS40	40" Home Shop	222
TABLE SAW INSERTS		9.95
MITER SAW STOP		69

SAVE BIG ON CLOSEOUTS & STOCK REDUCTIONS

PANASONIC

EY571B	9.6V Cordless Drill	\$ 119
EY571BC	with case	135
EY970B	9.6v battery	39

BOSTITCH

M80C	Coil Framing Nailer	299
T36-16	T-Finish Nailer	289
T35-40	Brad Nailer	212

MAKITA

BO4510	Square Pad Sander	49
BO4530	Round Pad Sander	59
BO5000	Round Orbit Sander	66
LS 1030	10" Miter Saw	185
9.6V Battery		24.50
7.2V Battery		23.00
9.6V Flashlight		39.00
3/8" Keyless Chuck		15.00

DUOFAST Framing Nailer 339

AEG

EY102	4" Plane	\$79
EZ1320	Cord'less Screwdriver Kit	89
STSE380	Jig Saw	69
VS280	1/2 sheet sander	49

SKIL

2735-08	12V Cordless-2 batt	129
77	7 1/4" Wormdrive Saw	149
77-72	Wormdrive	140

7 1/4" Blades Box of 25 \$49.99

DEWALT

DW682K Biscuit Joiner \$225

DW100	3/8" 0-2500 Drill	64
DW102	3/8" 0-1200 Drill	89
DW250	0-4000 Screwgun	87
DW254	0-2500 Screwgun	87
DW357	7 1/4" Circular Saw	109
DW610	1-1/2 hp Router	145

Clamp 'n Tool Back-to-Back Bench Clamp

50C	\$ 29.50	BB50	\$ 45.95
36C	26.50	BB36	37.95
24C	22.50	BB18	31.95

USE VISA, MC, DISCOVER
FREE SHIPPING on orders from this ad over \$50. Within continental 48 states, HI and AK extra. Sales limited to stock on hand.

ABBEE TOOLS
1-800-225-6321

1132 N. MAGNOLIA, ANAHEIM CA, 92801
OPEN 8-5:30 WEEKDAYS 9-2 SATURDAY
Calif. residents add 7.75% state sales tax
SERVING YOU FOR OVER 15 YEARS
Prices subject to change without notice

TALKING BACK

Continued from page 16

Tying up loose ends on dust-control grounding

After reading your recent articles on dust-collection systems, I still need some clarification. I'm not certain how and where to hook the starting and ending points of the ground wire that runs through the PVC pipes to reduce static. Should I hook one end to the dust collector and try to hook the other ends at each tool? Can I simply run the wire to the last joint in the pipe/hose system where it connects with the tool?

—Mark Lewis, Ocean Springs, Miss.

Good questions, Mark. First, you only need to ground the system in one place, such as to a stationary tool that is grounded itself, or to a cold water pipe. Then, extend the grounding wire—that can be any bare metal wire (braided wire is not necessary)—through the system's pipes. You don't have to extend through the entire length of the system, but the more area you cover, the less occurrence of static buildup. Anchor the ends of the wires to the PVC pipe by drilling a small hole, running the wire through and tying it off. Fill the hole with silicone caulk.



Tissue box cover-up gets foam-rubber holders

I have a suggestion for the "Classy Tissue Box Cover-Up" in the September 1992 issue of *WOOD*. Instead of the two nails and rubber band to hold the tissue box inside, I used four 1x2" pieces of 1/4" foam. I used a hotmelt-glue gun to stick one piece to each side. This makes it easier to get the tissue box in and out of the cover-up.

—Dennis Guerieri, Baltimore, Md.

Organic book backs quassia

I'm writing in reference to the reader question on quassia. You can probably find quassia chips at any natural foods grocery or herbal supply house. While you're there, pick up a book called *Back to Eden* by Jethro Kloss. Here's what he says about this amazing wood:

"Quassia tea is an excellent tonic to tone up a run-down system. It will expel worms... and is a wonderful remedy to destroy the appetite for strong drink. Quassia is good for fevers, dyspepsia, and rheumatism."

—Kim Badger, Charlotte, N.C.

Continued on page 20

WOODWORKER II - Best on TABLE SAW



With this ONE ALL PURPOSE blade (40 Teeth) you can SMOOTH RIP & CROSSCUT 1"-2" ROUGHARDS and SOFTWOODS with smooth-as-sanded surface. PLY-VENEERS (oak/birch) crosscut with NO BOTTOM SPLINTER.

- Mostly 1/8 kerf 15", ATB and 20" face hook (easyfeed).
- DOUBLE HARDER and 40% STRONGER CARBIDE.

- Ends blade changing (does rip, combo and crosscut).
- Ends scratchy saw cuts (for the rest of your life).
- Ends second step finishing (jointing or sanding).
- Ends cutting 1/16" oversize to allow for RESURFACING.
- Buy and sharpen ONE blade instead of 3 (24T rip, 50T Combination, 80T Crosscut).
- Strongly recommend our .001 flat large stiffener-dampener against outside side of blade for smoothest, quietest cuts by this and any other blade.
- Use 30T if ripping mostly 2" - 3" hardwoods.
- Side wobble held .001 - others .004/0.010 is common! RAISE for THICK woods, LOWER for THIN woods and perfect cut everything! All 5/8" holes, unless otherwise noted.

	List	SALE		List	SALE
14" x 40T x 1" BORE	\$215	\$149	9" x 40T	\$146	\$109
14" x 30T x 1"	195	139	30T	125	99
12" x 40T x 1"	183	129	8-1/4" x 40T 3/32	136	99
12" x 30T x 1"	162	119	8" x 40T 3/32	136	99
10" x 40T 1/8 & 3/32	156	119	30T 3/32	115	89
30T 1/8 & 3/32	135	99	7-1/4" x 30T 3/32	112	69
			New 6" x 40T 3/32	139	89

5/8" holes std. Boring up to 1-1/4" \$7.50 extra. \$7.50 extra - Shipping \$4.50

Also help all your other blades to cut better. Use our 1/8" DAMPENERS STIFFENERS, against one side

- 4" - \$21
- 5" - \$24
- 6" - \$25

Tryable and RETURNABLE. Stops vibration, flutter, cutting noise and blade ring. Parallel and flat to .001 - 7" and larger available.

5/8" holes std. Boring up to 1-1/4" \$7.50 extra. Others available. Add \$2.50 Shipping.

WOODWORKER I - For TABLE and RADIAL SAW

this trim and crosscut ALL PURPOSE blade gives scratch free POLISHED cuts on all materials RIP or CROSSCUT up to 2".

- All 60T and 3/32" THIN kerf 30" ATB and 5" face hook on 10" dia and under. 12" and 14" are 20" ATB 1/8" K.
- DOUBLE HARDER and 40% STRONGER carbide.
- THIN KERF.
- Saves 1/3 wood loss on each cut, radial or table. Feeds easy when used for moderate rip and crosscut on table saw. Reduces "JUMP IN" greatly for better "PULL CONTROL". Practically eliminates bottom splinter on RADIAL-CROSS CUT.
- Totally stops ALL bottom and top splinter on ply veneers in push-cut mode on RADIAL.
- Our STIFFENER STRONGLY RECOMMENDED AGAINST outside of blade only for best cuts.

Made and serviced in USA for your benefit.

	List	SALE
14" x 60T x 1" 1/8"	\$224	\$159
12" x 60T x 1" or 5/8" 1/8" K	198	139
10" x 60T x 5/8" 3/32" K	162	129
9" x 60T x 5/8" 3/32" K	156	119
8" x 60T x 5/8" 3/32" K	150	109
New 8-1/4" x 40T x 5/8" 3/32" K	136	99

RYOBI RA200 TS200 SEARS MAKITA 500B NBA
HITACHI PSM8 PORTER CABLE 368-1

DADO KING MULTITOOTH LASERCUT DADO SET cuts ALL 1/4" - 13/16 flat bottom grooves WITH or CROSSGRAIN all woods. OAK, BIRCH, VENEER PLYS, and MELAMINE. NO SPINTERING due to unique AT Neg. Face fillers and 24T outside saws.

OUT PERFORMS 29 OTHER DADO SETS - Wood Magazine, Oct. 91

Boring up to 1-1/4" SALE! 10% OFF \$25 per set \$3.50 Per Set Shipping July/Aug. 1991

8 - 5/8" Bore List \$321/SALE \$289 • 10 - 5/8" & 1" Bore List \$389/SALE \$349

For HOLZ-HER VERTICAL PANEL SAW 220mm x 30mm Bore For STREIBIG VERTICAL PANEL SAW 300mm x 30mm Bore

50 Teeth CONCAVE FACE 80 Teeth FLAT FACE 60 Teeth CONCAVE FACE 100 Teeth FLAT FACE

List \$162 SALE \$139 List \$204 SALE \$159 List \$238 SALE \$179 List \$263 SALE \$179 (for use with or without 2 knife scorer)

DURALINE HI-AT For TABLE & RADIAL SAW

(very good on chop saw tool) STOP SPLINTERING those SPLINTERY OAKS, HARDWOOD VENEERS and thin 2 SIDE LAMINATES ON PARTICLE BOARD. FOR FASTER FEED RATES AND MORE ABSOLUTE SPLINTER CONTROL.

DURALINE HI-AT
Note: Fine Woodworking Editorial Nov./Dec. 1988 No. 73, pg. 65, S.N. recommends high alternating top bevel (ATB) thin kerfs and large blade stiffeners for smoothest cuts on RADIAL SAW, etc.



Jim Forrest, President and designer microscoping cutting edge.

All 5/8" holes. Boring up to 1-1/4" \$7.50 extra Larger holes - time basis. Shipping \$4.50

	List	SALE
7-1/4" x 60T 3/32"	\$149	\$129
8" x 80T 1/8" & 3/32"	202	\$169
9" x 80T 1/8" & 3/32"	207	\$179
10" x 80T 1/8" & 3/32"	207	\$159

Special Sale on 10" Only \$159

12" x 80T x 1" 1/8"	212	\$181
12" x 100T x 1" 1/8"	253	\$215
14" x 80T x 1"	232	\$197
14" x 100T x 1"	266	\$226
16" x 80T x 1"	262	\$223
16" x 100T x 1"	294	\$243

CARBIDE IS THE HARDEST OF THE C-4 GRADES AND 40% STRONGER, NOT WEAKER! For 50% to 300% longer life!



CHOPMASTER SERIES FOR MITER SAWS

for tight, smooth, splinter-free miter joints.

	List	SALE
Hitachi 8-1/2" DeWalt 8-1/2"	\$179	\$109
Delta	204	\$115
Ryobi-Makita	207	129
Hitachi	229	139
Ryobi-Makita	266	179
Hitachi	277	189

Use small stiffener where possible

WE RECOMMEND OUR FACTORY SHARPENING as some local sharpening creates problems with Micro-chipped edges reducing blade life & cutting quality. 2-4 DAYS ON THESE AND ALL MAKES OF FLAT FACE & CONCAVE CARBIDE TIP SAWS. SHIP VIA UPS. Typical 10 x 40T \$15.00, 60T \$17.75. Add return UPS \$4.50 or 2nd Day Air \$8.

SATISFACTION GUARANTEED OR FULL CASH REFUND. 47 years of fine American saw making & sharpening.

FORREST
FORREST MANUFACTURING COMPANY, INC.
461 RIVER ROAD, CLIFTON, NJ 07014
DEALER INQUIRIES WELCOME

BUSINESS OPEN ACCOUNTS AVAILABLE
FOR SPECIAL BONUS MENTION WOOD® MAGAZINE
We honor Amex, VISA, MasterCard & Discover, Money Orders, Personal Checks, and CODs. Specify Dept. WD when ordering.
PHONE TOLL FREE! 1 (800) 733-7111
(IN NJ; 201-473-5236) FAX: 201-471-3333

SHOWROOM/MAIN OFFICE:

19400 E. SAN JOSE AVE.
CITY OF INDUSTRY, CA 91748
CUSTOMER SERVICE:
TEL: (909) 468-3688
FAX: (909) 468-3689
HOURS: P.T. MON.- SAT.
8:00 A.M. - 5:00 P.M.

ENLON™

IMPORT CORPORATION

The Power You Can Trust



- 22" SCROLL SAW**
- 1/8 H.P., 110V
 - Removable Safety Key Switch
 - Built-In Dust Blower
 - 5' Plain End Blades Included

MODEL EN-SC22 \$145



ORDERS
1-800-888-9697
Pacific Time: Mon.- Sat. 7:00a.m. - 5:00p.m.

PRICES ARE SUBJECT TO CHANGE WITHOUT NOTICE.
*F.O.B. CITY OF INDUSTRY, CA OR CLARKSBURG, WV

NEW



- 6" JOINTER**
- 1 H.P., 110/220V, 47" Cast Iron Bed
 - Sealed Ball-Bearings
 - Built-In Dust Chute

MODEL EN3101 \$350

NEW



- 12" SUPER HEAVY DUTY JOINTER**
- 3 H.P., 220V, Magnetic Safety Switch
 - Fully Adjust. In & Out Feed Tables
 - Built-In Dust Chute, 72" Cast Iron Bed
 - H. D. Cast Iron Center Mount Fence

MODEL EN3103 \$1,795

NEW



- 1-1/2 H.P. WOOD SHAPER**
- 110/220V, 2 Spindle Speeds
 - All Ball-Bearing Spindle
 - 1/2" & 3/4" Spindles Included

MODEL EN3302 \$530

NEW



- 16" UNIVERSAL KNIFE GRINDER**
- 1/2 H.P., 110V, 6" Grinder Wheel
 - Tool Rest Tilts 0° - 45°
 - Cast Iron Base
 - Sliding Table Included

MODEL EN-GR16 \$150

NEW



- 6"x 30" FLOOR STAND EDGE SANDER**
- 1-1/2 H.P., 110/220V,
 - Belt Tilts 0° - 90°
 - Magnetic Safety Switch
 - Built-In 4" Dust Collector Port

MODEL EN3406 \$470

NEW



- 3 H.P. SLIDING TABLE WOOD SHAPER**
- 220V, 2 Spindle Speeds
 - Magnetic Safety Switch
 - Accepts 1/4" & 1/2" Router Bit Collect
 - 1/2", 3/4" & 1" Spindles Included

MODEL EN3304 \$890

NEW



- 8" H. D. JOINTER**
- 2 H.P., 110/220V, 65" Cast Iron Bed
 - Fence Tilts 0° - 45°
 - Built-In Dust Chute
 - Magnetic Safety Switch

MODEL EN3102 \$645

FREE
4" X 10" P.V.C. Hose
W/ Purchase
Of Any Dust Collector



24" UNIVERSAL KNIFE GRINDER

- 1/2 H.P., 110V, 6" Grinder Wheel
- Tool Rest Tilts 15° - 90°

MODEL EN-GR24 \$240

6"x 30" EDGE SANDER

- 1-1/2 H.P., 110/220V
- Table Tilts Both Ways To 45°


MODEL EN3405 \$430

NEW



- 16" BAND SAW**
- 1-1/2 H.P., 110/220V, 3 Speeds
 - Heavy Duty Cast Iron Body
 - Sealed Ball-Bearing Const.
 - Blade & Miter Gauge Included

MODEL EN-BS16 \$490



- 18" H. D. BAND SAW**
- 2 H.P., 110/220V., 3 Speeds
 - Precision Ground Cast Iron Table
 - Balanced Die Cast Aluminum Wheels
 - Blade & Miter Gauge Included

MODEL EN-BS18 \$620

FREE

- 1/2" Spindle
W/ Purchase
of EN-WS10
3 H.P.

HEAVY DUTY WOOD SHAPER

- 220V, 2 Spindle Speeds
- Magnetic Safety Switch
- 3/4" & 1" Spindles Included

MODEL EN-WS10 \$845



- 2 H.P. DUST COLLECTOR**
- 110/220V, Bag Capacity 40 Gals.
 - Will Handle 2 Machines
 - All Steel Impeller
 - Mobile Base Included

MODEL EN-DC20 \$290

1 H.P. DUST COLLECTOR
MODEL EN-DC10 \$180

3 H.P. DUST COLLECTOR
MODEL EN-DC30 \$450

18" HEAVY DUTY BAND SAW
MODEL EN-BS18 \$860

14" BAND SAW
MODEL EN-BS14 \$280

15" BAND SAW
MODEL EN-BS15 \$450

20" INDUSTRIAL BAND SAW
MODEL EN3506 \$1,230

Call For FREE Catalog Or Router Bits And Shaper Cutter Catalog.
FREE Baseball Cap With Any Purchase Over \$50

**SHOWROOM/
SHIPPING WAREHOUSE:**

17 ARMORY ROAD,
CLARKSBURG, WV 26301
HOURS: E.S.T. MON. - FRI.
8:00A.M. - 5:00P.M.



- 12" PLANER**
- 2 H.P., 110V
 - Overload Protected
 - Removable Safety Key Switch
 - Sealed Ball-Bearing Const.

MODEL EN-PN12 \$355



NEW

- 10" TABLE SAW**
- 1-1/2 H.P., 110/220V
 - Sealed Ball-Bearings On Arbor
 - Precision Ground Cast Iron Table
 - Miter Gauge & Dado Insert Included

MODEL EN-TS10K \$335



- 15" PLANER**
- 3 H.P., 110/220V, 2 Feed Rates
 - Sealed Ball-Bearing Const.
 - Built-In Dust Chute
 - Adjustable Table Rollers

MODEL EN-PN15 \$415



- 10" H. D. TILTING ARBOR TABLE SAW**
- 3 H.P., 220V, Magnetic Safety Switch
 - Heavy Duty Trunion, Cast Iron Table
 - Built-In Inch & Metric Scale
 - Heavy Duty Lever Lock Rip Fence Sys.

MODEL EN-ATB10 \$1,155



NEW

- 10" TILTING ARBOR TABLE SAW**
- 3 H.P., 220V, Magnetic Safety Switch
 - Cast Iron Table & Extensions
 - Triple V-Built Drive System
 - Dado Insert & Miter Gauge Included

MODEL EN-ST10 \$890



- WOOD COPY LATHE**
- 1/2 H.P., 110/220V, 3 Speeds
 - Includes: Drum Sander, 8" Sanding Disc, Adjust. Work Table W/ Miter Gauge & 5 Pc. Chisel Set

MODEL EN-WL05 \$370



- 6" X 48" BELT / 9" DISC SANDER**
- 3/4 H.P., 110/220V
 - All Ball-Bearing Motor & Rollers
 - Belt Tilts 0° - 45°
 - Sanding Belt & Disc Included

MODEL EN-SM69 \$185

- WOOD TURNING LATHE**
- 1/2 H.P., 110/220V, 3 Speeds
 - Includes: Drum Sander, 8" Sanding Disc, Adjust. Work Table W/ Miter Gauge & 5 Pc. Chisel Set

MODEL EN-WL01 \$145

- 4" X 36" BELT / 6" DISC SANDER**
- 3/4 H.P., 110/220V
 - All Ball-Bearing Motor & Rollers
 - Belt Tilts 0° - 45°
 - Sanding Belt & Disc Included

MODEL EN-SM46 \$115

- HEAVY DUTY WOOD LATHE**
- 1/2 H.P., 110/220V, 3 Speeds
 - Includes: Drum Sander, 8" Sanding Disc, Adjust. Work Table W/ Miter Gauge & 5 Pc. Chisel Set

MODEL EN-WL10 \$625

- 1" X 30" BELT SANDER**
- 3/4 H.P., 110/220V
 - All Ball-Bearing Motor & Rollers
 - Belt Tilts 0° - 45°
 - Sanding Belt & Disc Included

MODEL EN-SN30 \$60

TALKING BACK

Continued from page 19

Watch that rotation!

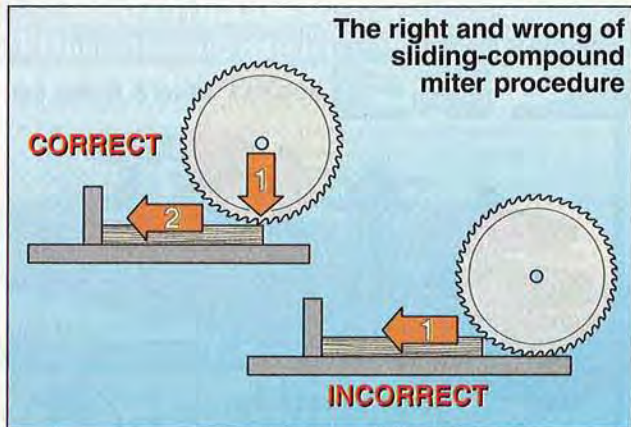
In all of the woodworking magazines and woodworking shows I have seen, everyone using a radial-arm saw will pull the blade through the work, cutting with the rotation of the blade. For safety's sake, I would think the saw should be pushed through the work. As a machinist, I was taught to feed the work into the rotation of the blade. Could you explain the reason for the different procedure with the radial arm saw?

James, B. Pollock, Wimberly, Texas

For an answer to your question Jim, we contacted Dave Hazelwood, a Sears/Craftsman power tool specialist. He said that when you crosscut with a radial-arm saw, you should pull the blade through the work to force the wood against the rear fence and down to the table. Starting the crosscut with the blade at the front of the table, and pushing through, could lift the front of the board and possibly throw the board back up and away from the table. This could damage both the wood and the radial-arm saw.

Straight-line ripping of wood with the radial-arm saw does require pushing the wood into the rotation of the saw blade. Feeding the wood in the direction of the saw blade's rotation while ripping could cause the blade to grab the wood and pull it quickly through the saw, often along with any hands or fingers holding the wood.

Sliding-miter saws do have instructions that say you should push the blade through the wood while crosscutting. Dave stated that the recommended procedure for using this tool is to pull the saw out to the front of the material to be cut, lower the blade, and start the cut into the wood at the same time. Then push the saw through the wood to finish the cut as shown below, left. Starting the crosscut with the sliding-miter saw in front of the wood with the blade already lowered has the same potential for grabbing and throwing the wood as does the radial-arm saw.



Continued on page 23

The CMT™ Orange!

The Symbol Of Safety, Our Florida Home
And CMT's Superior Teflon® Performance



13-Piece Set

A super deal on 13 of our finest 1/2" shank carbide-tipped bits! All ball-bearing bits include CMT's anti-kick-back design and shielded bearings.



800-505
13-Piece Set
List: \$275.00

Sale: **\$199.00**

Complete Sets For Incra, JoinTECH, Leigh & Keller Jigs

You've invested in a fine jig, now you need a matching set of carbide tipped bits with the precise geometry the jig demands. Incra, JoinTECH and Leigh sets feature CMT's unique solid hardwood case.



- 800-500 8-pc. 1/4" shank set for Incra & JoinTECHList: \$137.60Sale: \$ 99.00
- 800-501 8-pc. 1/2" shank set for Incra & JoinTECHList: \$145.80Sale: \$109.00
- 800-502 10-pc. 1/4" & 1/2" shank set for Leigh JigList: \$196.40Sale: \$129.00
- 800-617 5-pc. 1/4" shank set for Keller #1601 Jig.....List: \$146.50Sale: \$118.80
- 800-618 4-pc. 3/8" & 1/2" shank set for Keller #2401 ..List: \$143.20Sale: \$114.60

Fellow Woodworkers,

When I first encountered CMT router bits, some of their features were so visibly obvious that I knew immediately they would have a very positive impact for all woodworkers.



The excellent workmanship and innovative design engineering is not just apparent, it's conspicuous!

Extended use of CMT bits gives testimony to their high grade fatigue-proof steel shanks and their edge holding carbide. Once you try CMT tools, you will agree that they deserve all the applause they are receiving from woodworking journals and woodworking experts worldwide.

Patrick Spielman, Author
Router Basics, Router Handbook, Router Jigs and Techniques

New! CMT's Kitchen Collection

Three sets of superb 1/2" shank bits make up our "Kitchen Collection," carbide tipped bits that cover all your door & drawer needs. Each set includes a Raised Panel bit, matching Rail & Stile cutters, Glue Joint and Drawer Lock bits. Choose your favorite profiles from the selection below.



Your Choice
List: \$299.00
Sale: **\$239.20**

12-Piece Set

This set of 1/4" shank carbide tipped bits includes chamfer, rabbet, radius, flush trim, cove and ogee bits with shielded bearings. Also included are dovetail, V-groove, mortising, round nose and two straight bits.



800-503
12-Piece 1/4" Shank Set
List: \$224.40
Sale: **\$159.00**

6-Piece Starter Set

Here's a great introduction to the CMT line! Includes six of our finest 1/2" shank bits including Round Nose, Cove, Rabbeting, Roundover, Ogee and Chamfer profiles. The five ball-bearing bits feature anti-kick-back design.



800-504
6-Piece 1/2" Shank Set
List: \$157.90
Sale: **\$119.00**

1-800-531-5559
Order toll-free 24 hours a day, 7 days a week



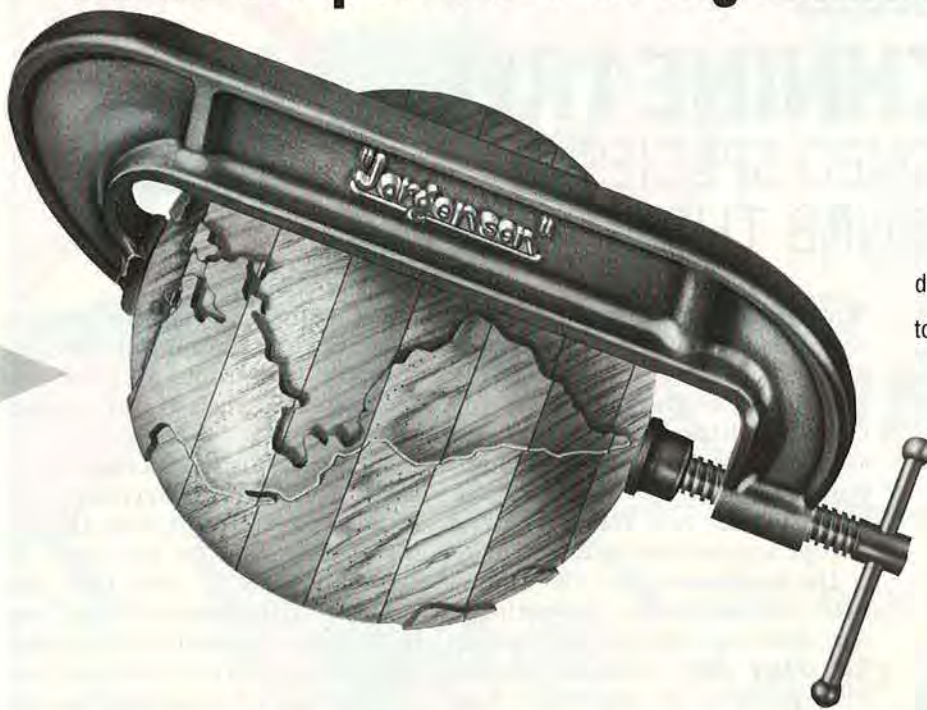
CMT Tools,
5425 Beaumont Center Blvd. Tampa, FL 33634
813-886-1819 FAX: 813-888-6614
Free shipping anywhere in the U.S.A.

U.S.A. 1-800-531-5559
Canada 1-800-387-7005
U.K. (0424) 216897
Italy (0721) 482204



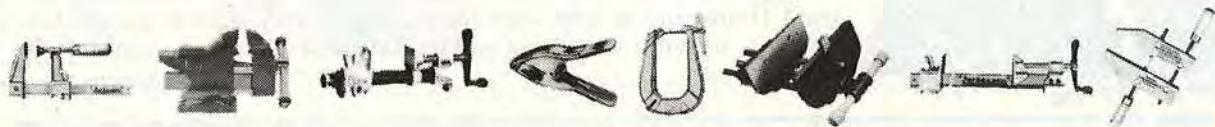
We've helped hold it together... Since 1903

"Jorgensen"
"Pony"
Adjustable™



Quality in our products...
dedication in our service. We've held
to these commitments just as you've
held up our Clamps and Vises as
your standards to each new
generation since 1903. We'll
continue to hold consistently
to our traditions of excellence.

Write for our Catalog SEND \$1.00
Adjustable Clamp Company
410 N. Ashland Avenue, Chicago, IL 60622



TALKING BACK

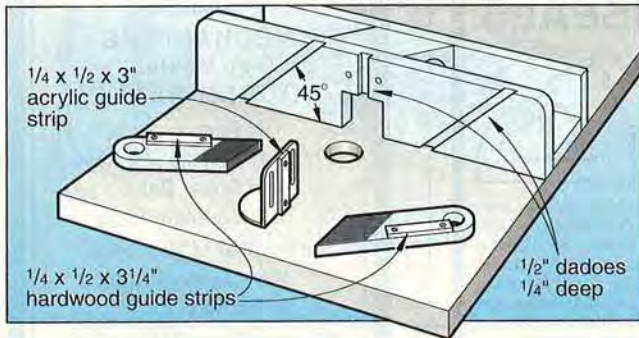
Continued from page 21

A guide for router fence improvements

I built the router fence system shown in the January 1993 issue of *WOOD*® Magazine, and I made a few improvements. First, I added a 1/4 x 1/2 x 3" acrylic guide to the back of the bit guard. This piece, which fits into a corresponding groove in the router fence, makes the guard easier to adjust up and down, and it eliminates the rocking motion of this piece.

I also equipped the feather boards with similar wooden guides that fit into 45° slots in the fence. This allows finer adjustment of the feather board, and permits movement in one axis only. ♣

Phillip J. Quedens, Berlin, Conn.



Now You Can Save Time and Make Money With The RBI 812 Planer System.



Here's What the RBI 812 "3 in 1" Planer, Molder, Sander Can Do For You!

- Create custom cabinets and fine furniture
 - Customize existing woodwork for a home addition
 - Finish and dimension stock to exactly fit your needs
 - Turn rough lumber into beautiful molding in just minutes
 - Produce uniform surfaces even on long stock
 - Plane lumber from up to 12" wide in just seconds
 - Create hundreds of ornamental moldings or picture frames from hard or soft woods with standard or customized knives
 - Eliminate distortions caused by tedious hand sanding
- Comes Pre-Wired with a 3 HP (TEFC) Motor and our 30-Day Money Back Guarantee • 3-Year Warranty**
Call 800-487-2623 To Order or FREE Info Kit.



rbindustries
The American Tool Manufacturer
1801 Vine Street • PO Box 369
Harrisonville, MO 64701

C43

WOOD ANECDOTE

THE STRYCHNINE TREE

A MUCH-MALIGNED SPECIES THAT HELPED CURB THE PLAGUE



Poison made from the tree roots and bark killed 14th-century rats.



When bubonic plague, transmitted by rat-riding fleas, swept across Asia and Europe in the mid-14th century, physicians could do little but comfort the sick and dying. Before strychnine poison helped curb the epidemic by killing the rats, roughly half of Europe's population perished.

The strychnine tree (*strychnos nux vomica*), native to Southeast Asia and Australia, provides benefits other than varmint control. The peoples of Southeast Asia used limbs and boards cut from this tree to build their huts and to

fence animals. Primitive hunters made arrow poison for hunting from the bark, roots, and disc-like seeds in the tree's fleshy orange-red berries.

In the 1800s, physicians added small amounts of strychnine to tonics as a stimulant, even though it's so bitter it can be tasted in concentrations of one part per 400,000. This powerful drug may have gotten its start killing game, but today, doctors prescribe controlled doses to increase muscular activity, and as an antidote for alcohol and drug poisoning.

Illustration: Jim Stevenson

MAGNATE

WB-15 Woodboxed 15pc Carbide Tipped Router Bit Set



\$89.95

1/4" and 1/2" shank available, sand blasted

TOLL FREE 1-800-827-2316

MAGNATE BUSINESS INTL.

1930 S. Brea Canyon Rd. #170, Diamond Bar, CA 91765

909-861-1185 ext. 128 Fax 800-733-9076

Ask for Free 1993/94 Edition Catalog

WOOD magazine's 335 Great Shop Tips book FREE (\$9.95 value) with purchase over \$100.

Wood-Mizer®

World's Largest Manufacturer of Portable Sawmills

Models from \$6995!*

Own a Sawmill!



1-800-553-0219

32-Page Full-Color Catalog \$2.00
Business Profitability Booklet \$2.00
66-Minute Demonstration Video \$10.00
Mastercard or Visa Accepted
*Shown with optional trailer

Wood-Mizer Products, Inc.
8180 West 10th Street, Dept. GQ72
Indianapolis, IN 46214-2400

YOU DESERVE QUALITY HARDWOODS

Order an advantage pack today!

25 Board ft., 30"-60" long, 4"-10" wide, surfaced 2 sides to 13/16", clear one face

Cherry \$79	Poplar \$55
Red Oak \$76	Hard Maple \$72

Thin Stock Packs Also Available

We pay UPS shipping to most destinations in the Eastern time zone, other areas slightly higher. Discover, Visa/MC Accepted. Free catalog w/ order.

Bristol Valley Hardwoods
4300 Rt 64, Canandaigua, NY 14424
1 (800) 724-0132 (ext. 11)

SQUARE DRIVE SCREWS

Simply the Best!

- Square Drive Beats Driver Slippage
- Hardened Steel for Extra Strength
- Deep Thread for Super Grip
- Also Stainless and Brass



Send \$3 for Samples and Catalog

McFEELY'S P.O. Box 3
SQUARE DRIVE SCREWS Lynchburg • Va • 24505
1-800-443-7937 or FAX (804) 847-7136

WEATHERSEALS



We stock the world's largest selection of silicone rubber window and door weatherseals. Our affordable corner-grooving machine and corner tubeseals make sealing old work effortless, and our custom router bits and flipperseals make new work just as easy. With these seals, even the smallest shop can make windows and doors that work better than many factory-made units. We also offer plastic seals for sliding applications.

RESOURCE CONSERVATION TECHNOLOGY, INC.
2633 North Calvert Street Baltimore, MD 21218
(410) 366-1146 Request Catalog W

Quality MECHANISMS For Making WOODEN BARREL

- Pens
- Pencils
- Roller Balls
- Fountain Pens

plus other related items.

Wholesale/Retail

Call or Write:

BereaHardWoods..
6367 Eastland Rd. Brookpark, Ohio 44142
216-234-7949 Master Card/Visa



**WE'VE GOT
A DEAL
FOR YOU...
AND IT'S WORTH
100 BIG ONES!**

**JET is offering rebates
of up to \$100!**

Why buy JET? Because up to 100 big ones can be yours when you buy JET's most popular woodworking tools between September 15, 1993 and February 28, 1994. So, get your mug into your local JET dealer, make your purchase, and pick up a rebate coupon.

Don't wait; me and the boys think this is a great deal you shouldn't refuse.

For the name of the JET dealer nearest you, or for more information, call 1-800-274-6848 between 7 AM and 4 PM Pacific Time.



JET
EQUIPMENT & TOOLS



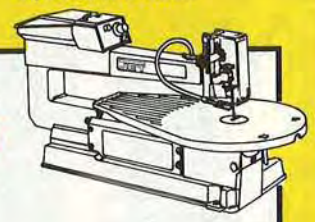
JWL 1236
Woodworking Lathe
\$25
Rebate



JJ 6CS
Jointer
\$25
Rebate



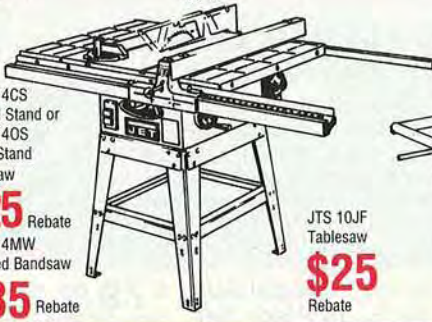
JWS 18HD
Shaper
\$25
Rebate



JSS 20VS
Scroll Saw
\$15
Rebate



WBS 14CS
Closed Stand or
WBS 14OS
Open Stand
Bandsaw
\$25 Rebate
WBS 14MW
3 Speed Bandsaw
\$35 Rebate



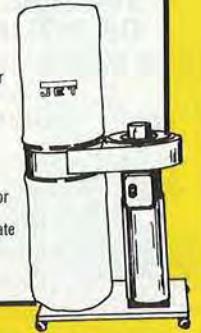
JTS 10JF
Tablesaw
\$25
Rebate



JWP 15HO
Planer
\$100
Rebate



DC 1200
Dust Collector
\$25
Rebate



DC 650
Dust Collector
\$15 Rebate

Find out how good the NEW JET really is!

MAKE BEAUTIFUL RAISED PANEL DOORS WITH YOUR . . . 1/4" or 1/2" ROUTER . . . 1/2" or 3/4" SHAPER

Professional production quality bit makes it quick and easy to produce matching rails and stiles — the panel raising bit with ball bearing guide makes the raised panel perfect every time.

SALE PRICE **\$69⁹⁵** Regular value over \$150.00!

1/4" Shank set item #554 (includes both bits shown)

Shaper Cutters set:

Item #1059

SAVE! only \$99.95

Set: Rail & Stile & Raised Panel Cutters



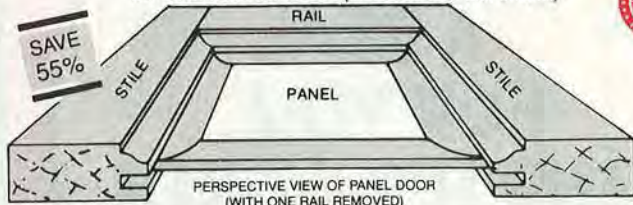
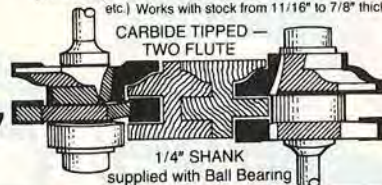
RAISED PANEL BIT
SUPPLIED WITH
BALL BEARING

2" Large Diameter



REVERSIBLE COMBINATION RAIL and STILE BIT

(For making matching rails and stiles in raised panel doors, etc.) Works with stock from 1 1/16" to 7/8" thick



PERSPECTIVE VIEW OF PANEL DOOR (WITH ONE RAIL REMOVED)

SAVE 55%

CARBIDE TIPPED ROUTER BITS • PROFESSIONAL PRODUCTION QUALITY GUARANTEED WHEN ORDERING ANY THREE OR MORE DEDUCT \$1.00 EACH • FREE SHIPPING IN CONTINENTAL U.S.

ITEM NO.	BEST CUT BEST PRICE	DESCRIPTION	ANGLE/DEPTH/RADIUS CIRCLE DIAMETER	LARGE DIA.	CUTTING LENGTH	SHANK SIZE	PRICE
#601	Solid Carbide	1/8" Spiral Cutter		1/8"	1/2"	1/4"	\$ 9.00
#603		1/4" Spiral Cutter		1/4"	3/4"	1/4"	\$12.00
#903		1/4" Spiral Cutter		1/4"	3/4"	1/2"	\$12.00
#904		3/8" Spiral Cutter		3/8"	1"	1/2"	\$24.00
#905		1/2" Spiral Cutter		1/2"	1 1/2"	1/2"	\$29.00
			*Proper Adaptor Will Be Supplied				
#530		3/16" Edge Beading	3/16" Dia. of Circle		1/2"	1/4"	\$15.00
#531		5/16" Edge Beading	5/16" Dia. of Circle		1/2"	1/4"	\$15.50
#350		1/8" Round Over	1/8" R	3/4"	3/8"	1/4"	\$11.00
#351		1/4" Round Over	1/4" R	7/8"	1/2"	1/4"	\$11.00
#230		1/4" Round Over	1/4" R	1"	1/2"	1/4"	\$12.00
#353		5/16" Round Over	5/16" R	1 1/8"	1/2"	1/4"	\$14.00
#209		3/8" Round Over	3/8" R	1 1/4"	5/8"	1/4"	\$15.00
#355		1/2" Round Over	1/2" R	1 1/2"	3/4"	1/4"	\$17.00
#655		1/2" Round Over	1/2" R	1 1/2"	3/4"	1/2"	\$17.00
#656		3/4" Round Over	3/4" R	2"	7/8"	1/2"	\$21.00
#199		Multiform Moulding	Unlimited Patterns	2 1/4"	2"	1/2"	\$40.00
#205		1/4" Cove	1/4" R	1"	1/2"	1/4"	\$12.00
#206		3/8" Cove	3/8" R	1 1/4"	3/16"	1/4"	\$13.00
#207		1/2" Cove	1/2" R	1 1/2"	5/8"	1/4"	\$14.00
#643		1/2" Cove	1/2" R	1 1/2"	5/8"	1/2"	\$15.00
#208		3/4" Cove	3/4" R	1 3/8"	3/4"	1/2"	\$26.00
#231		5/32" Roman Ogee	5/32" R	1 1/4"	1 3/32"	1/4"	\$16.00
#232		1/4" Roman Ogee	1/4" R	1 1/2"	3/4"	1/4"	\$17.00
#506		1/2" Pattern	Flush Trim		1/2"	1"	1/4"
#508		3/4" Pattern	Flush Trim		3/4"	1"	\$17.00
#366		1/8" Slot Cutter	3/8" Deep	1 1/4"	1/8"	1/4"	\$14.00
#368		1/4" Slot Cutter	3/8" Deep	1 1/4"	1/4"	1/4"	\$14.00
#204		3/8" Rabbeting	3/8" Deep	1 1/4"	1/2"	1/4"	\$13.00
#670		3/8" Rabbeting	3/8" Deep	1 1/4"	1/2"	1/2"	\$14.00

ITEM NO.	BEST CUT BEST PRICE	DESCRIPTION	ANGLE/DEPTH/RADIUS CIRCLE DIAMETER	LARGE DIA.	CUTTING LENGTH	SHANK SIZE	PRICE
#211		3/8" Core Box	round nose	3/8"	3/8"	1/4"	\$10.00
#212		1/2" Core Box	round nose	1/2"	1 1/32"	1/4"	\$13.00
#418		3/4" Core Box	round nose	3/4"	5/8"	1/4"	\$15.00
#213		1" Core Box	round nose	1"	3/4"	1/2"	\$17.00
#548			Lockmitre		2"	7/8"	1/4"
#214		1/4" Straight	plunge cutting	1/4"	3/4"	1/4"	\$ 6.50
#216		3/8" Straight	plunge cutting	3/8"	1"	1/4"	\$ 6.50
#474		1/2" Straight	plunge cutting	1/2"	1"	1/4"	\$ 7.00
#219		3/4" Straight	plunge cutting	3/4"	1"	1/4"	\$ 9.50
#779		3/4" Straight	plunge cutting	3/4"	1 1/2"	1/2"	\$10.00
#462		1/2" Bull Nose	1/2" Dia. of Circle		3/4"	1/4"	\$16.00
#464		3/4" Bull Nose	3/4" Dia. of Circle		1"	1/4"	\$21.00
#764		3/4" Bull Nose	3/4" Dia. of Circle		1"	1/2"	\$21.00
#545		Tongue & Groove	Straight	1 5/8"	1"	1/4"	\$29.00
#845		Tongue & Groove	Straight	1 5/8"	1"	1/2"	\$29.00
#546		Tongue & Groove	Wedge	1 3/16"	1"	1/4"	\$29.00
#846		Tongue & Groove	Wedge	1 5/8"	1"	1/2"	\$29.00
#450		1/8" Beading	1/8" R	3/4"	3/8"	1/4"	\$11.00
#233		1/4" Beading	1/4" R	1"	1/2"	1/4"	\$13.00
#454		3/8" Beading	3/8" R	1 1/4"	5/8"	1/4"	\$15.50
#455		1/2" Beading	1/2" R	1 1/2"	3/4"	1/4"	\$17.00
#500		3/8" Flush	Trimming	3/8"	1/2"	1/4"	\$ 7.00
#501		3/8" Flush	Trimming	3/8"	1"	1/4"	\$ 7.50
#503		1/2" Flush	Trimming	1/2"	1"	1/4"	\$ 8.50
#221		1/2" Flush	Trimming	1/2"	1 3/16"	1/2"	\$ 8.00
#558		Thumbnail		1 3/16"	3/8"	1/4"	\$18.50
#858		Thumbnail		2 1/2"	3/4"	1/2"	\$35.00
#579		Molding Plane		1 1/8"	1 3/4"	1/4"	\$31.95
#879		Molding Plane		1 1/8"	1 3/4"	1/2"	\$31.95

FREE — NEW 32-PAGE CATALOGUE • While in the Philadelphia Area Visit Our Fully Stocked Showroom (call for easy directions)

CONTROL THE SPEED OF YOUR ROUTER

ROUT AT THE SPEED THAT GIVES THE BEST RESULTS WITH THE WOOD AND BIT YOU ARE USING!



FEATURES:

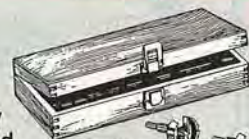
- Works With All Routers 3/4 HP or less - 120V 15 Amp.
- Full Horsepower and Torque at All Speeds.
- Gives Your Router a Feature Only Available on Routers Costing Hundreds of Dollars!



~~\$39.99~~
SALE \$29.95
Order Item #197

FORSTNER BITS For Perfect Holes

Forstner bits are designed to drill flat bottom or through holes cleanly in end grain, thin stock, veneers and regular stock. Comes with its own attractive wood box and includes the following sizes: 1/4", 3/8", 1/2", 5/8", 3/4", 7/8", 1", 1 1/8", 1 1/4", 1 3/8", 1 1/2", 1 5/8", 1 3/4", 1 7/8", 2", 2 1/8".



Regularly \$99.95
Special Sale 16 Piece Set \$79.95
Order Set #314

©1993

To order by Master Charge, Visa, or Discover
Call Toll Free, 7 Day - 24 Hour Order Service

1-800-533-9298

or send check to: **MLCS Ltd.**
P.O. Box 4053 DU, Rydal, PA 19046




NUTCRACKERS

SUITE AS CAN BE

Melville the fisherman, Hoffman the writer, Anthony the clockmaker, Woodson the forester, and dozens more 4"-tall wooden figures make up the Coriander Collection of miniature nutcrackers. They're all the work of Glenn Crider, a 35-year-old with a sense of humor who manages a unique balancing act. He produces fun figures, has still more fun marketing them, yet maintains a consultant's job.

Continued



Inside Glenn's backyard workshop, nutcrackers appear to take over. Their small size makes it possible for him to build and stock hundreds of different ones in his cottage-sized building. The large figure is a "smoker" or incense burner.



NUTCRACKERS

Based in a gingerbread-trimmed, cottage-style workshop behind his home in Mechanicsville, Virginia, Glenn's T.R.C. Designs (T.R.C. stands for Three-Ring Circus) focuses on the aura of Christmas and the association with it of nutcrackers. "Even though nutcrackers have been around for about 300 years, they've only been tied in with Christmas through the Nutcracker Ballet." (See the box, *below right*, for the history of the nutcracker.) "People see it [the ballet], then decide that somebody is going to get a gift of a nutcracker," says Glenn, grinning nearly ear to ear. "And whammo! That's the beginning of a collection."

And where do potential collectors find Glenn and his parade of nutcrackers? At Christmas shows in and around Richmond. Through November and early December, Glenn sets up his booth among the other vendors of holiday crafts. The rest of the year—like the role of Santa's elf in which he casts himself—he's busy planning and building prototypes, producing figures, and filling mail orders from his inventory.

Built-in growth for collectors

Glenn named his growing array of nutcracker offerings "The Coriander Collection" because their tiny mouths are just the right size to crack a BB-like coriander seed. "But I couldn't call them coriandercrackers!" he laughs.

The unusual size of his nutcrackers—that now include 25 separate characters—didn't come about by accident. Like so many projects a woodworker builds, the decision to go small was dictated by equipment.

"When I started out to make nutcrackers, I only had a mini-lathe that I used for clock repair and small toys, along with some pretty standard tools," Glenn ex-

plains. "The largest diameter I could turn was an inch. And a 1"-diameter body scaled out to a figure 4" tall.

"For some reason that size worked, and they sold," he says. "People see that they can collect and display 100 of them, easy. With traditional-sized nutcrackers 15" to 18" tall, they're restricted."

And compared to a full-sized nutcracker at \$100, Glenn's sell for under \$20. By adding a few clever marketing strategies, he continues their popularity.



The Danish guard reveals his pretturned birch parts that include cup pegs, balls, and other familiar shapes.



NUTCRACKERS WEREN'T ALWAYS MADE

early 300 years ago, the once-rich deposits of ore around Erzgebirge, Germany, were becoming depleted.

The people faced hard times, or as was the German saying, their lives became "hard as nuts."

The creator of the nutcracker presumably was an Erzgebirge craftsman who began carving in order to support his family during

the local economic depression. Among his carvings was an imaginative figure of a soldier with a hinged jaw and lever to symbolically 'crack the nut.' The figure caught on, and others began to carve the new 'nutcracker.' And almost always, the figures depicted were ones of authority—soldiers, kings, civil servants, and such—those able to crack the figurative nut. Thus, nutcrackers be-

"From the beginning, I've numbered the nutcrackers in the sequence of their creation," says Glenn. "The Danish guard was the first one, number 201."

Like baseball cards, Glenn's numbered nutcrackers appeal to collectors. But according to him, no one asks for them by number, "They say 'Do you have any more of Woodson? Or Tchaikovsky?'. They become personalities."

And again, like baseball cards from a star player's rookie year, Glenn's characters become rare. That's because he only produces so many (ranging from 12 to 36) of each figure every year after they're first introduced. As the number of figures in the line grows, the number of available earlier ones declines. Eventually, older ones won't be produced.


Parts from other parts

Being a practical man, Glenn doesn't hesitate to use ready-made parts for his hand-assembled nutcrackers. In them (see photo on page 27) you'll find hardwood Shaker, tie, and mug-rack pegs, toy-wheel axles, balls, plugs, dowels, and some custom parts, all bought from manufacturers.


Of course, he has to turn and saw out the body and its nutcracking components (the jaw, etc.), and modify purchased parts (by cutting a dowel and regluing it for an angled arm, for instance). Glenn also crafts all the tiny accessories—the swords, the pizza

trays, all the adornments. For these tiny parts, he employs a woodturning technique long used in Germany for nutcracker manufacture: hoop turning. In the photos below, Glenn demonstrates the technique to produce the tiny gingerbread-man cookie shapes that eventually will decorate the tray held by Cardamon the baker.

Then there's the handpainting and the addition of small tufts of craft. Glenn also shapes, fits, and applies snips of cloth to many of the figures. In the end, there could be many hours of labor in each—that is, if Glenn had to do it all by himself. Rather, cottage-industry style, he subcontracts much of the work to local help.



Tiny heads receive details with acrylic paint. They'll be the models that guide his helpers' work. In the background, a ball remains on the lathe after striping.



Turning a "hoop," Glenn's tiny gouge cuts the profile of a gingerbread cookie in yellow poplar. At the bandsaw, he saws off the profiled hoop and slices 550 tiny gingerbread-man shapes from it.

Nutcrackers to no end

Glenn's first nutcrackers were standard figures—a soldier, a for-ester. Buyers could relate to them, he thought. He soon discovered, though, that nutcrackers didn't have to fit the Old World mold.

"I was a little afraid to do an American-style nutcracker at first," says Glenn. "But when I designed Cardamon the baker, the door just swung open. That is, people liked him. The first day of the first Christmas show, I sold all the bakers. The rest were left.

"I found out that people liked the extra ornamentation, the fun-type stuff," Glenn adds. "Now, I get tons of questions like, 'Do you have a nurse? A doctor? Or one that works at a computer?' Then I have to explain that I try to issue no more than four new characters each year. I don't want to be producing 200 different nutcrackers at one time because I want each nutcracker to be the best product I can possibly make." ♣

So you can make a nutcracker, Glenn designed one just for WOOD® magazine readers. Watch for it in a future issue.

Captivated by Christmas collectibles?

For a brochure describing Glenn's miniature nutcrackers, send a SASE to: *T.R.C. Designs, P.O. Box 456, Mechanicsville, VA 23111.* ♣

Written by Peter J. Stephano
Photographs: Steve Uzzell

TO CRACK NUTS

came objects of political satire, not useful gadgets to crack nuts, as most assume.

In 1816, German writer Ernst Theodor Amadeus Hoffman wrote a fairy tale titled "The Nutcracker and the Mouse King." But it was 1892 when Russian Peter Tchaikovsky composed the the *Nutcracker Suite Ballet*, based on Hoffman's tale.

BOW-FRONT TABLE

A BEAUTIFUL BLEND OF CONTRASTING HARDWOODS

Does a wall in your home suffer from a sheer lack of visual interest? If so, then let this beautiful bow-front table help you create an area worthy of high praise. As shown at *right*, the table serves as the staging area for numerous complementary decorations. And, from a woodworker's point of view, you'll like learning how to bend wood and taper table legs.

Start by building the form

1 Cut a piece of $\frac{3}{4}$ " plywood to 14×39 " for the form base. Using the dimensions on the Lamination Form drawing, mark the screw-hole centerpoints on the bottom side of the base for attaching the 2×4 supports in the next step. Note that the two outside supports get two screws each. Working from the bottom side, drill and countersink a $\frac{5}{32}$ " shank hole at each marked centerpoint.

2 Crosscut seven pieces of 2×4 to 4" long for the form supports. Mark diagonals on one end of five of the supports to find center. Then, mark a dividing line across the width on one end of each of the two remaining supports. Mark the hole centerpoints on these two remaining supports.

3 Drill a $\frac{5}{64}$ " pilot hole 1" deep into each 2×4 support at each marked centerpoint. Using 3" drywall screws (no glue), secure the 2×4 supports to the top face of the base where shown on the Lamination Form drawing. (To allow the five middle supports to pivot and conform to the natural bend of the bowed rail (A), we used only one screw in each.)



4 For aligning the front pieces when laminating the front later, mark a reference line on the center 2×4 support where shown on the Lamination Form drawing.

Here's how to laminate the bowed front rail

1 From one end of a 4×8 sheet of $\frac{1}{8}$ " oak plywood, crosscut six

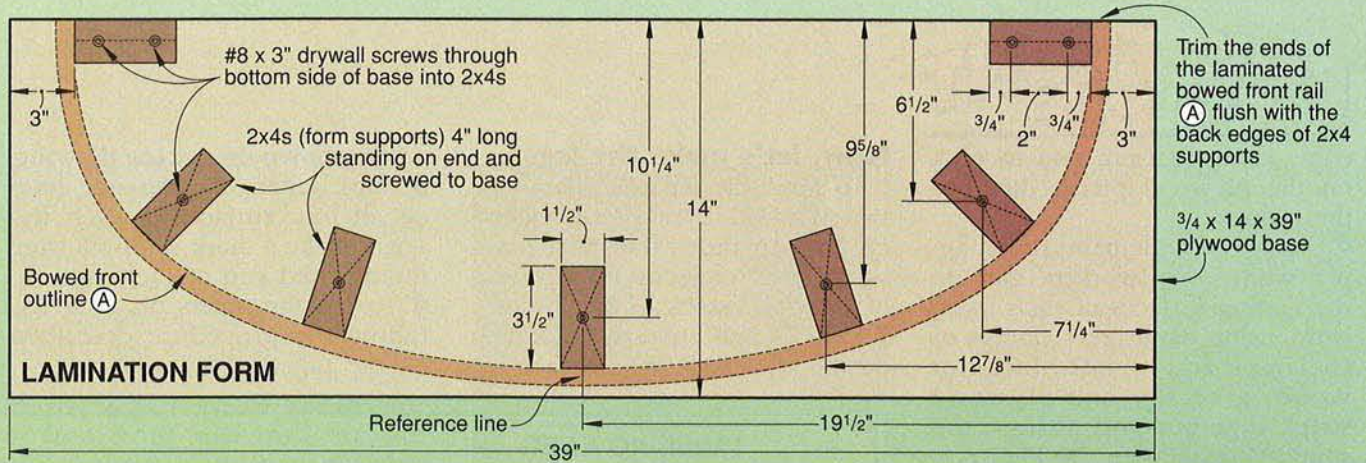
pieces 48" wide by 4" long (remember to measure length *with* the grain). See the Cutting Diagram for reference.

2 Cover the form and 2×4 supports with waxed paper.

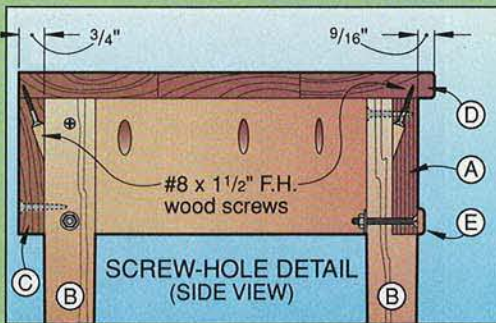
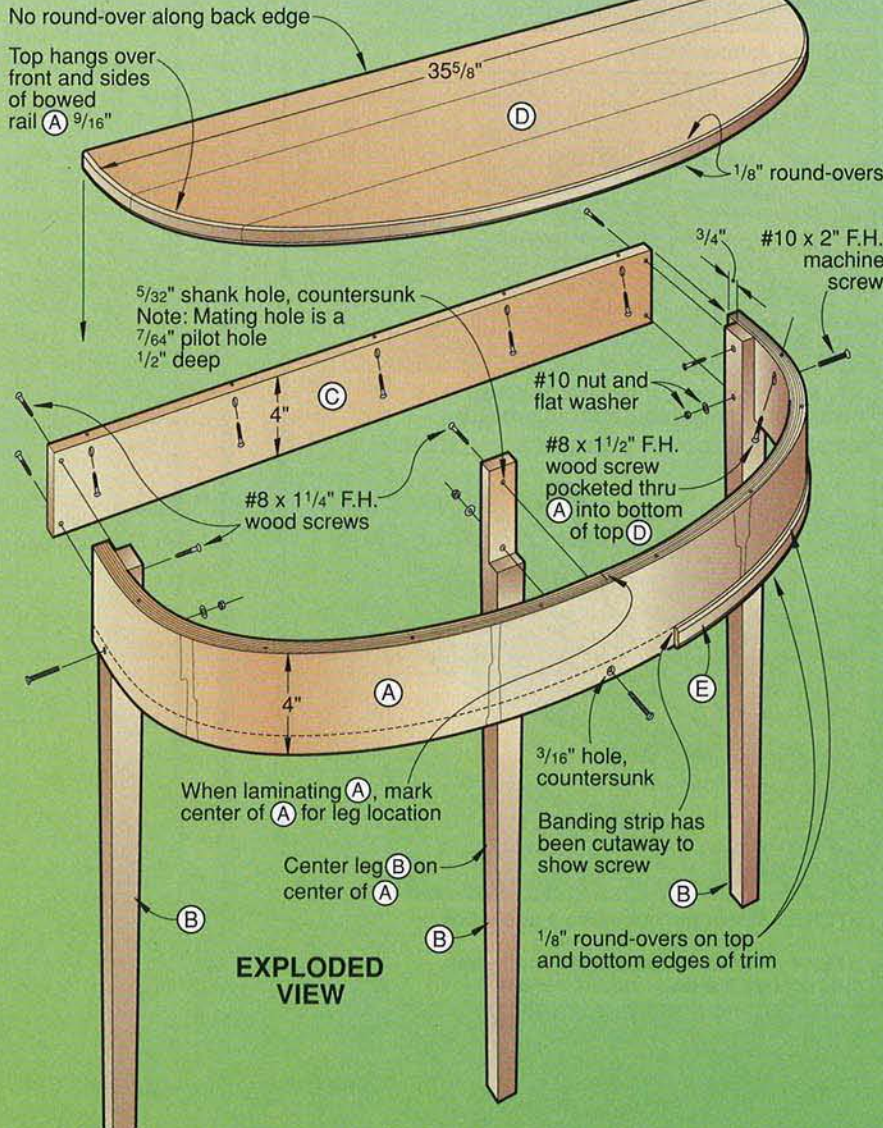
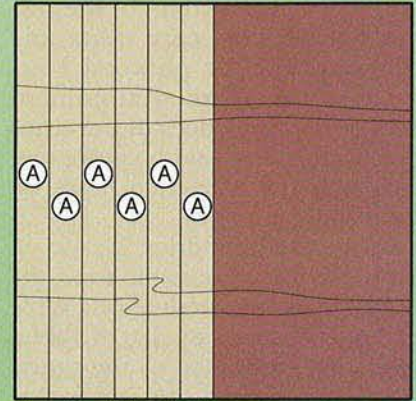
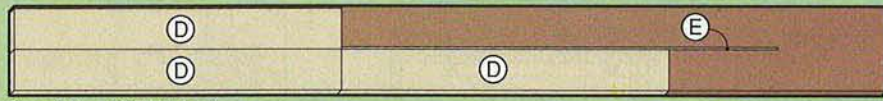
3 Use spring clamps to dry-clamp the plywood strips together with the ends and edges flush. Mark an alignment line across the top

Continued





CUTTING DIAGRAM



Bill of Materials

Part	Finished Size			Matl.	Qty.
	T	W	L		
A* bwd. rail	3/4"	4"	48"	LOP	1
B legs	1 1/2"	1 1/2"	29 1/4"	LW	3
C back rail	3/4"	4"	33"	W	1
D* tabletop	3/4"	14"	36"	EJW	1
E* banding strip	3/16"	3/4"	50"	W	1


*Initial size.
Materials Key: LOP-laminated oak plywood, LW-laminated walnut, W-walnut, EJW-edge-joined walnut
Supplies: 3" drywall screws, #10 x 2" flathead machine screws with mating flat washers and nuts, #8 x 1 1/4" flathead wood screws, #8 x 1 1/2" flathead wood screws, stain, finish.

BOW-FRONT TABLE

edge, centered from end to end, on the plywood pieces. Remove the clamps.

4 Using a 3"-wide paint roller, apply white woodworkers glue to the mating surfaces of each layer. Now, using handscrew clamps or C-clamps and 4"-tall blocks of wood, glue the oak plywood strips together and against the supports as shown in Photo A. Keep the bottom edges of the plywood flush with each other and firmly against the plywood base. Position the marked alignment lines on the top edges of the strips so that they align with each other and with the reference mark on the middle support.

5 Before the glue dries, scrape off as much of it as possible from the top edge of the lamination. Wipe off any squeeze-out that dribbles down the front face of the outermost layer. Allow the lamination to dry overnight.



Secure the plywood strips to the 2x4 form supports with handscrew clamps until the glue dries.

6 Using a handsaw, trim the ends of the lamination flush with the back edges of the form supports. See the Lamination Form drawing for reference.

7 Remove the clamps, and scrape off any remaining glue from the top and bottom edges of the bowed lamination (A). Next, sand both edges smooth. Set the bowed lamination aside for now.

Now, let's make the legs

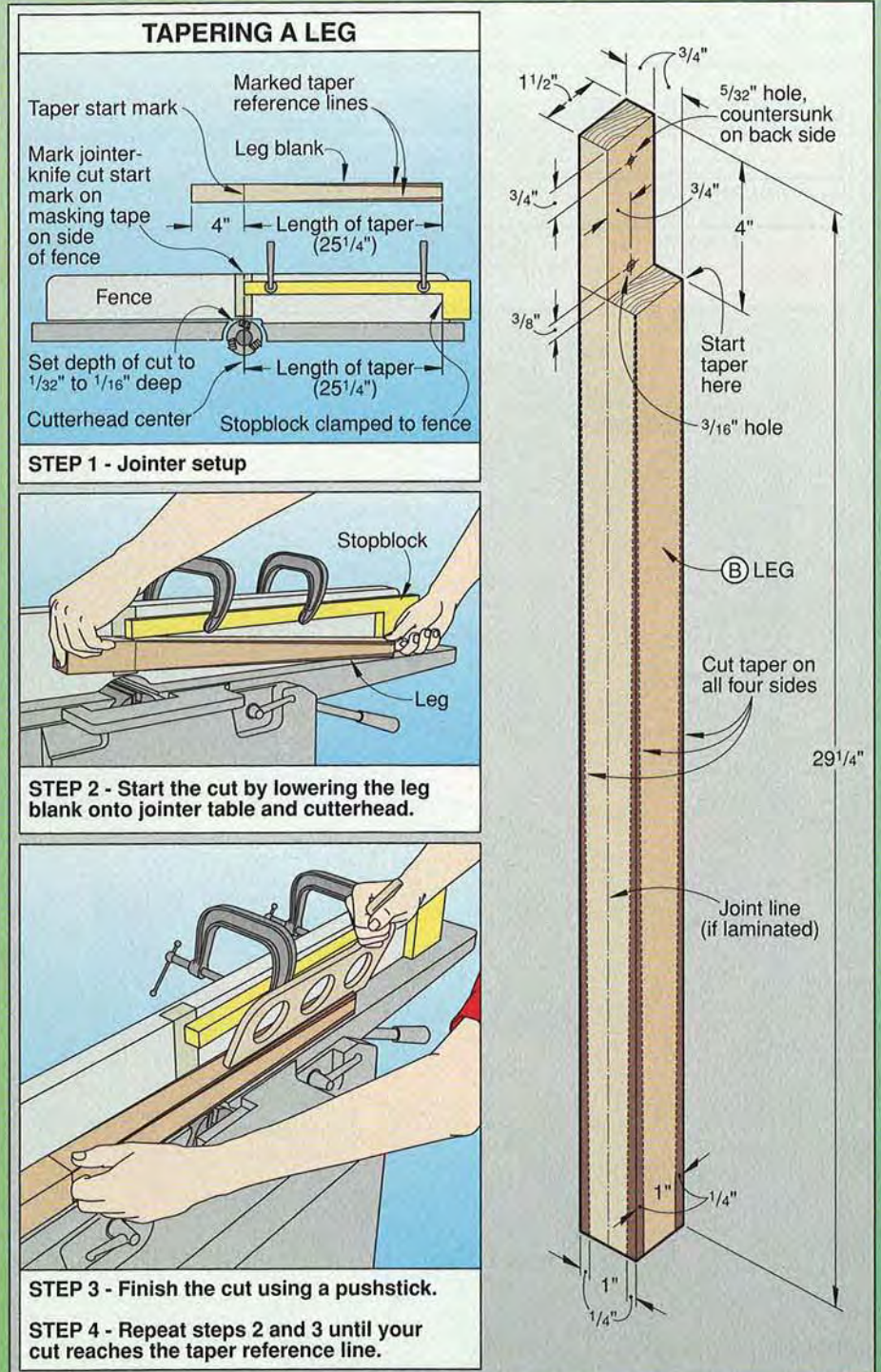
1 To form the legs (B), laminate two $\frac{3}{4} \times 1\frac{1}{2} \times 29\frac{1}{4}$ " pieces together face-to-face, use furniture squares, or crosscut three pieces of $1\frac{1}{2} \times 1\frac{1}{2}$ " stock to $29\frac{1}{4}$ " long.

2 Lay out and cut a $\frac{3}{4} \times 4$ " notch on the top inside face of each leg

where shown on the Leg drawing.

3 Mark taper-cut reference lines on all four surfaces of each leg. Then, make a mark 4" down from the notched end of each leg.

4 To cut the tapers on each leg, follow the procedure described on the Tapering A Leg drawing.



GREAT INTRODUCTIONS

13 Woodworking products that brought the house down

 Print this article

▼ Shop math in a fraction of the time

If you're like me, you probably enjoy *building* projects more than figuring the math that goes into planning them. Chores such as adding feet, inches, and fractions can really get sticky. So I welcomed the chance to try two calculators for woodworkers.

Tape Mate, the first of these math wizards, lets you add, subtract, divide, and multiply while working in feet, inches, and standard fractions. With it you can also calculate in decimal feet and inches, and compute area and volume in just seconds.

The slim, lightweight calculator fits comfortably in the palm of my hand, or my shirt pocket. As shown in the photo *below*, the Tape Mate comes with a neoprene band that snugly holds the tool onto my 25' Stanley tape measure. Other pluses include its solar cell that eliminates the need for batteries, and an affordable price tag of only \$29.

The one drawback I encountered was the tool's small buttons. You must be extra-careful to punch the right button, especially if you have large fingers.

The second model I tried, the powerful Construction Master III, works in metric and English units of measure. Other functions handle common calculations found in the building industry such as figuring out rafters, stairs, building-material needs, and volumes in cubic feet for a variety of geometric shapes. A user-friendly, example-filled guide book walks you through calculations.

Like the Tape Mate, this calculator comes with a one-year warranty, but costs \$84.90. Yet, for the commercial woodworker and builder, this investment would pay for itself quickly in time savings. I like the larger size of its keyboard buttons and folding vinyl case. It comes standard with a required battery.

Tested by Jim Harrold

- *Tape Mate*, \$29 ppd. from Digi-Tool, P.O. Box 12350, Aspen, CO 81612. Call 800/543-8930 or 303/925-8177. The manufacturer also sells a larger calculator with additional abilities for \$44 ppd.

- *Construction Master III*, \$84.90 ppd. from Calculated Industries, 22720 Savi Ranch Parkway, Yorba Linda, CA 92687. Call 800/854-8075 or 714/921-1800. The manufacturer sells a wide variety of calculators in prices ranging from \$39.95 to \$129.95 plus shipping.

Construction Master III

Construction Master III

Tape Mate (tape measure not included)

To help you make smart buying decisions, **WOOD**® magazine's crack team of tool testers evaluate literally hundreds of woodworking products every year. Out of those many items, a few stand out because of their innovative technology or exceptional value. Some solve certain workshop problems so well that we have to tell you about them. We'll bet you find several products among these selections that will put you in a buying mood.



▶ Index makes it easy to find any article

WOOD® magazine reader Art Gumbus subscribes to many craft and building magazines. But, like so many of us, this well-read handyman had one small problem. When he needed to locate an article that he remembered from a previous issue, finding it was usually a time-consuming experience. So, like any enterprising do-it-yourselfer, he did something about it.

I recently reviewed his publication, *The Guide to Published Woodworking Plans & Techniques*, an index to 25 woodworking and do-it-yourself magazines from the U.S., Canada,

and England. The product consists of a sturdy, three-ring binder filled with 240 pages printed on heavy-duty 80-pound paper. The pages lie flat and read easily because of the 10-point type. The index is divided into 35 major categories. A section in the rear of the compilation gives you information on ordering back issues from various publishers.

After becoming acquainted with the major categories, I was able to quickly find the source of the article(s) I needed. The book should withstand years of use, even if you regularly take it into the shop.

The publication costs \$24.95, and I'm inclined to believe Gumbus when he told me he developed the index more for his passion of woodworking than profit. He also supplies a yearly update of completely new pages to registered owners for \$15. In the near future he plans to make available a computer-disk version.

Tested by Bill Krier

● *The Guide to Published Woodworking Plans & Techniques, \$24.95 ppd. from KnotWhole Publishers, 5629 Main St.-Putney, Stratford, CT 06497.*

▼ Back saver to the rescue



There's no getting around it. If you work with wood, you've probably experienced back pain at some time. Our craft often requires us to lift or push heavy objects, stand on our feet for long periods, or bend at the waist.

Both Lee Gatzke and I have had low-back problems for years, so we decided to give the BacBelt a try. We've worn the belts around our shops, and have found that the firm, yet comfortable, support provided by the belts helps lessen back fatigue.

This product consists of heavy elastic bands that you secure around your waist with hook-and-loop fastening material. Internal metal stays provide extra lower-

back support, and adjustable suspenders fit over your shoulders.

The BacBelt comes in five waist sizes: 22-28", 28-32", 32-38", 38-47", and 46-56". We found the belts quick and easy to slip on (over our shirts) and adjust.

Although this belt will lessen back fatigue, it won't make you invincible. You still need to use common sense, avoid lifting overly heavy objects, and give your back plenty of rest.

Tested by Jim Boelling and Lee Gatzke

BacBelt, about \$36 at dealers across the country. Custom LeatherCraft, 811 58th St., Los Angeles, CA 90037.

▼ First-class comfort in respiratory and face protection

It's the nature of woodworking—nearly all processes involving power tools generate airborne dust particles. This dust poses a health hazard for all woodworkers, particularly those of us allergic to certain types of wood or mold. To combat the problem, you can wear various dust masks and respirators, but I've always found these uncomfortable, especially in warm conditions. And if you have a beard, dust masks and respirators won't seal tightly around your face.

Recently, I tried an air-filtering device that's comfortable and effective, even on the hottest of days, and works fine for bearded users. The Airlite Air Visor from Racal Health & Safety has a fan, motor, filter, and rechargeable battery housed above the visor. During use a steady stream of fil-

tered air flows over your face and out small holes at the bottom of the visor. (The filter removes dust particles, but does not screen out fumes and vapors.) The entire unit weighs only 1¼ pounds.

In my tests the Airlite Air Visor formed a tight, but comfortable seal around my face. And, I experienced an unexpected benefit. The stream of air kept my face cool and perspiration-free on a day when the temperature in my shop hovered above 80°.


The motor makes a whiney noise that I found objectionable only when I had no machinery running. The impact-resistant, polycarbonate visor provided me with good vision, but it does not flip out of the way. (The manufacturer supplies units with flip-up visors, but at a greater cost.)

The basic unit (\$229) comes with a 4-hour battery that in my tests delivered all of its advertised run time and then some. For \$30 more, you can buy an 8-hour battery that clips to your belt. This reduces the weight of the helmet to 1 pound, and adds the 1-pound clip and connecting wire. If you feel you need more than four hours of running time, consider buying a second 4-hour battery for \$36.

Replacement filters cost \$33.75 for a 3-pack. The supplier told me the filters should last 50–75 hours each if you blow them out after each use.

Tested by Chuck Hedlund

Airlite Air Visor by Racal Health and Safety, \$229 ppd. from Airstream Dust Helmets, P.O. Box 975, Elbow Lake, MN 56531. Call 800/328-1792.



▲ A glowing way to detect glue squeeze-out

Glue blotches around the joints of your woodworking projects can really drive you nuts if you detect them *after* you apply the finish. Unfortunately, you can't spot the stuff until you apply an oil, stain, or other finish. That is, until now. Today, you can buy Spotlight, a concentrated glue additive that makes woodworkers' glue glow under the rays of an ultraviolet (UV) fluorescent tube, commonly called a black light. You add the liquid concentrate to yellow or white woodworkers' glue at the rate of ⅓ ounce per quart of glue.

The additive does not change the appearance of the glue, but even the tiniest traces of it shine brightly under the UV light. The glue will glow whether it's wet or dry, so you can check for excess glue at any stage in the completion of your project.





▼ Laser shows where your miter cut will fall

Lasers have been used in industrial and construction applications for years. So, it seemed like only a matter of time before these concentrated beams of light would be built into woodworking tools affordable to the general public. That time has come.

The Porter-Cable model 7700 10" mitersaw has a built-in laser that shows where the kerf will be in your workpiece. By pressing a slide-through button at the front of the blade housing, you can position the .035"-wide light beam to the left or right of the kerf.

After carefully adjusting the laser beam, my degree of error was about $\frac{1}{64}$ "—good enough for most carpentry tasks. For precision woodworking tasks, such as mitering picture frames, you'll need to cut the workpiece slightly long and trim it to exact length without relying on the laser. I found the laser equally accurate for crosscuts and miters. After several months of use, the laser has remained in proper adjustment.

The laser stays on continually with the saw plugged in, and provides a visual warning of where the blade will cut. Dennis Huntsman of Porter-Cable told me the laser should last 60,000 hours—nearly seven years if you leave the saw plugged in day and night.

Beyond the laser light, the rest of the saw compares favorably with the best 10" angle-only mitersaws on the market. Because of belt-drive, the saw runs quietly with smooth starts and quick, but not jerking, stops. It has a comfortable, horizontal, D-shaped handle, and changing blades proved easy. In terms of capacity, the saw will handle a 2×6 at 90° and a 4×4 at 45°. It comes with a good-quality, 40-tooth, carbide-tipped blade.

Tested by Bob McFarlin

Porter-Cable model 7700 miter-saw, under \$400 through mail-order sources. Porter-Cable, P.O. Box 2468, Jackson, TN, 38302-2468. Call 901/668-8600.

In my tests the product worked perfectly. By passing the ultraviolet light over some projects prior to applying a finish, I detected excess glue where I never would have suspected finding it. Also, I did not notice any difference in the drying time or bonding power of the glue. Since the product has an indefinite shelf life, I suggest you save money by buying it in larger quantities.


Tested by Bob McFarlin

Spotlight, \$3 for $\frac{1}{3}$ oz. (enough for 1 pint of glue), \$4.50 for $\frac{2}{3}$ oz., and \$6 for 2 $\frac{2}{3}$ oz. (enough for 1 gallon of glue). An 18" ultraviolet fluorescent fixture with tube sells for \$27. Add \$8 shipping for light and glue, or \$4 shipping for glue only. Allow 4–6 weeks for delivery. Spotlight, P.O. Box 97, Carlisle, PA 17013.





E-Z Hold Steel Bar Clamp Adaptor



E-Z Hold Steel Bar Clamp

▼ Dust collection: A complete and simple solution

A lot of us would like to control sawdust in our shops, but we don't want to spend lots of money on a dust collector, or hassle with installing a complicated collection system. Now, Sears has a reasonably priced dust-collection system that works with shop vacuums.

The Whole Shop Sawdust Collection Kit consists of eight 3' sections of 2"-diameter clear-plastic pipe, two 90° elbows, three 45° elbows, five couplers, four wye fittings, and six blast gates. By hooking up these components to your shop vacuum, you can draw sawdust from up to five machines (one at a time).

I purchased two kits for a system with about 50' of pipe run. On one end of the installation, I hooked up my 2-hp Sears shop vacuum and routed the piping to these tools: a 10" radial-arm saw, 6x48" stationary belt sander, 14" bandsaw, and 12" planer. The system works like a charm. There's plenty of suction at each gate, and I haven't experienced any clogs. In the event of a clog, I

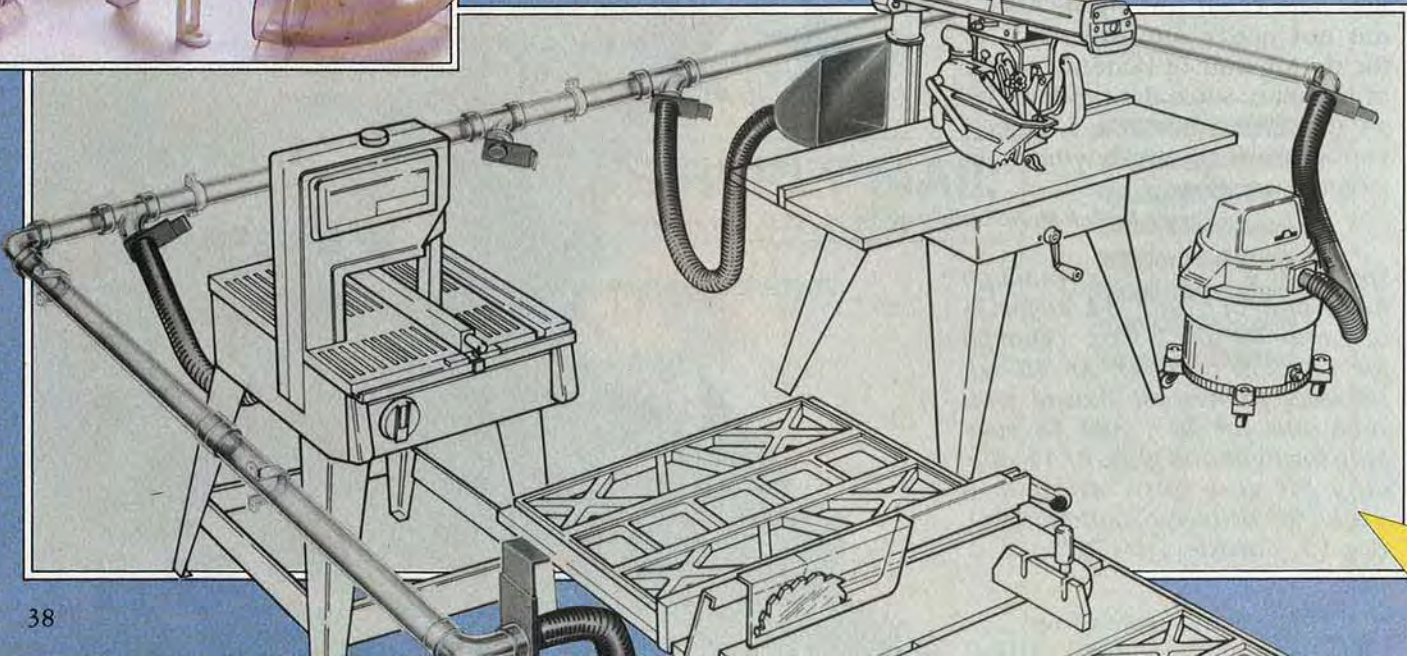
would have located it quickly because of the clear tubing.

With a price of \$80 per kit, I think you'll find it difficult to assemble such a system with PVC pipe for less money. And, the blast gates are sturdier and more airtight than any other plastic ones I've seen.

The instructions indicate that you don't need to fasten the components together. I tried the system this way, and it works fine, but I fastened the joints with plastic tape to hold everything together better. To hold down on the noise made by my shop vacuum, I enclosed it in a closet.

Tested by Bob McFarlin

Sears Whole Shop Dust Collection Kit, \$80 at stores nationwide.



Bar-clamp adaptor makes for one-handed clamping

I've been a big fan of clamps that you can position and operate with one hand ever since American Tool Companies introduced the Quick-Grip Bar Clamp several years ago. Now, Adjustable Clamp Company, makers of Jorgensen clamps, have one-handers called E-Z Hold Steel Bar Clamps.

These clamps are exactly like the traditional line of Jorgensen bar clamps, except these versions have the E-Z Hold mechanism

added to the moveable jaw. To operate the clamp, you rest the steel bar in your palm and squeeze the E-Z Hold handle to advance the jaw. By doing this you can snug the clamp into position quickly. Then, you grasp the screw handle and give it a twist for extra clamping pressure.

Since I already have a considerable number of the traditional bar clamps, I was pleased to hear that I could buy an E-Z Hold Adaptor

Kit for about \$6. It took me less than a minute to convert an old clamp into an E-Z Hold clamp.

Tested by Jim Boelling

Jorgensen Style 3600 E-Z Hold Steel Bar Clamps, \$13.25-\$24.50 each for models with maximum openings ranging from 6" to 36". Adaptor kits sell for \$5.90. Call Tools on Sale at 800/328-0457 or 612/224-4859.

Grid film stars in pattern transfer

No matter what type of wood-working you do, this new product will simplify the task of transferring patterns. Draw & Saw is a translucent plastic film with an adhesive backing. It has heavy grid lines spaced 1" apart, with thinner grid lines $\frac{1}{2}$ " apart, and tick marks every $\frac{1}{4}$ " along the grid lines. Like contact paper, Draw & Saw comes in 12"-wide rolls, and has a clear, easily removable film covering the adhesive-backed side.

Here's how it works. First, you transfer the pattern to Draw & Saw. I tried three methods with excellent results: tracing, photocopying, and transposing points on a gridded pattern. When tracing and transposing, the matte surface of the film accepts the ink of a felt-tipped marker without smearing. To use the photocopy method, I cut the roll into

$8\frac{1}{2} \times 11$ " sheets and ran them through a plain-paper copier.


Next, I removed the adhesive covering and applied the pattern to my stock. Because you can see through the film, I positioned the pattern to best take advantage of grain patterns. The film adhered well and did not lift during band-saw and scrollsaw cuts. It came off with little effort, and left no residue on the wood, even after sitting on the stock for a day.

I would like to see the manufacturer make the 1" grid lines a

little thinner. Because they're about $\frac{1}{32}$ " thick, they could interfere with finely detailed patterns. For these intricate patterns, I suggest you buy the nongridded version of the product.

Tested by Klm Downing

Draw & Saw, \$15.95 for a 15' roll, \$29.95 for 30', and \$44.95 for 50', with or without grids. Add \$2.50 shipping per roll. From Graphic Arts Systems, 19499 Miles Road, Cleveland, OH 44128. Call 216/581-9050.



▼ Quick-release C-clamp speeds you along

C-clamps work great when you need a compact clamp that exerts lots of pressure. But, I usually avoid using the C-clamps in my shop because it takes time and effort to turn the screw to the correct jaw depth. The new Hargrave Quick-Release C-clamp changes all of this.

These C-clamps have a button near the screw that you depress to disengage the screw as shown in the photo below. This way, the screw slides up and down effortlessly. When you let go of the button, the clamp performs like any

other C-clamp. The solidly built model worked without a hitch in my tests.

Tested by Chuck Hedlund


Hargrave Quick-Release C-clamp, about \$15 for the model with a 4" opening; about \$17 for the 6" version. Available at distributors nationwide, and through some specialized catalogs. For more information, including the location of your nearest dealer, contact: Warren Tool Group, P.O. Box 286, Garrettsville, OH 44231. Call 800/543-3224.

▶ A top contender for king of the mitersaws

If you're looking for a mitersaw with lots of cutting capacity, accuracy, and portability, then consider the DeWalt DW705. I recently gave this saw a thorough test, and came away impressed.

This compound mitersaw has a 12" blade, so it will crosscut a 4x6 or a 2x8, miter a 4x4 at 45°, and tackle 6 $\frac{5}{8}$ " crown moldings or 7 $\frac{7}{8}$ " base moldings. And, it has a miter scale that's the best I've seen in its class. The stainless-steel scale features large, easy-to-read markings, and nine positive stops. Like some high-quality after-market rip fences, this saw has a hairline cursor for on-the-money settings. The cursor even has a vernier scale that allows you to set it for partial degrees.

Some other things I like about this saw include its light weight (38 pounds) and top-mounted carrying handle, a beefy knuckle with no play (the knuckle controls the tilt of the blade/motor assembly), a horizontal, D-shaped handle that's comfortable, and a 5"-high left-side fence with a portion that slides left for bevel cuts.



Of course, no tool is perfect, and even this mitersaw has room for improvement. Like most other mitersaws that have helical-gear drive instead of belt drive, the DW705 makes plenty of noise. And, I found it a time-consuming hassle to change blades—it seemed like I needed three hands to do the job efficiently.

The 32-tooth, thin-kerf, carbide-tipped blade that comes with the machine has too few teeth for smooth cuts. I ordered a similar 80-tooth blade from DeWalt, and although this was better, I could still see light through my miter joints. My results improved dramatically when I added a blade stabilizer alongside the blade, telling me that this machine requires a full-bodied blade for furniture-quality cuts. Buying a quality 12" blade with 80 or 96 teeth will add more than \$100 to your investment.

Tested by Bob McFarlin

DeWalt DW705 12" compound mitersaw, less than \$400 through mail-order sources. For more information call DeWalt at 800/433-9258.



◀ New biscuit system works with 1 1/8"-wide stock

Whenever possible, I prefer to join my projects with compressed-wood biscuits. These football-shaped wafers help me produce strong and accurate joints with less time and effort than with dowels.

Standard biscuits have one drawback, however. The smallest size, no. 0, measures 1 3/16" long, so you would be hard pressed to join a piece less than 2 3/8" wide with such a biscuit. Woodworker Brad Witt recognized this shortcoming several years ago and came out with a system that uses 1 1/4"-long biscuits. Now, he's done himself one better by coming out with Itty Bitty Biscuits & Bits.

This system centers around a 1 3/16"-long biscuit, and a router bit that cuts a 1 5/16"-long slot for it.

Now, you can butt-join pieces as narrow as 1 1/8", and 45°-mitered workpieces as narrow as 7/8".

In my tests the system worked perfectly. The biscuits fit nicely into the slots cut by the provided bit. As with any compressed-wood biscuits, you must be careful to store these in an air-tight plastic bag. Otherwise, they may absorb moisture and swell up.

Tested by Chuck Hedlund

Itty Bitty Biscuits & Bits, \$27.99 for starter kit with slotting bit and 100 biscuits. Add \$5 shipping for orders up to \$75. Shipping free on orders over \$75. Larger quantities of biscuits available. Woodhaven, 5323 W. Kimberly, Davenport, IA 52806. 800/344-6657 or 319/391-2386. ♣



SPACE-SAVIN', WALL-HUGGIN' LUMBER STORAGE RACK

Looking for versatility in a lumber storage rack? This one's got it! Our rack features adjustable supports that attach to vertical 2x4s for holding loads of boards. The unique sheet-goods bin lets you easily sort through heavy sheets and slide out the one you want. There's even between-the-studs storage for short stock and dowels.

Let's start with the wall framework

Note: We built our rack to fit against an existing drywalled wall. If you have an exposed stud wall and would like to use it, skip this section and build only the storage rack components covered in the later sections.

- 1** Measure the distance between your floor and ceiling. The overall height of the rack should be $\frac{1}{4}$ " less than the measured distance.
- 2** From 2x4 stock, crosscut the top and bottom plates (A), uprights (B), and spacers (C) to length. Lay out the holes for the board supports on the uprights (B) where dimensioned on the Wall Framework drawing. Bore the $\frac{3}{16}$ " holes where marked.
- 3** Position the pieces on the floor, and screw the framework together in the configuration shown on the Wall drawing. Square the uprights with the bottom plate.

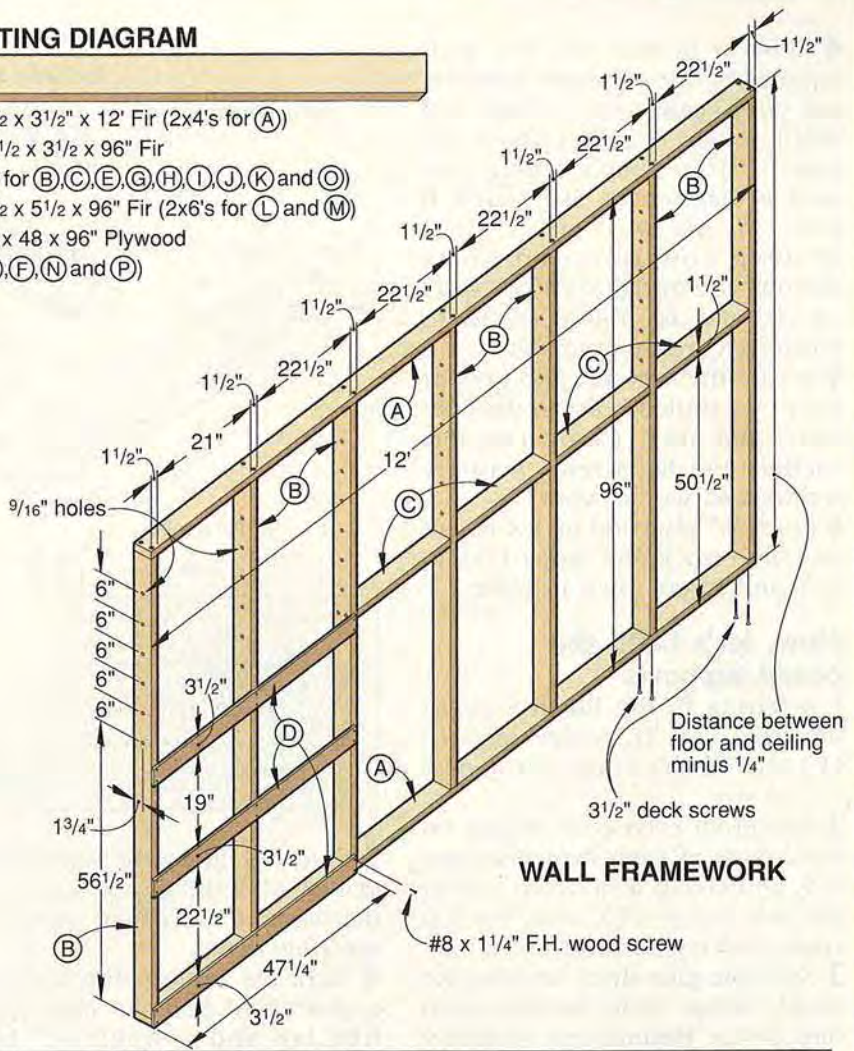
Caution: Considering the amount of weight this unit can hold, you must securely anchor the framework to wall studs and ceiling joists. If the joists run perpendicular to the top plate, screw through the top plate and directly into them. If the joists are parallel to the top plate, install 2x4 blocking between the joists, and screw the top plate to the blocking.

Continued

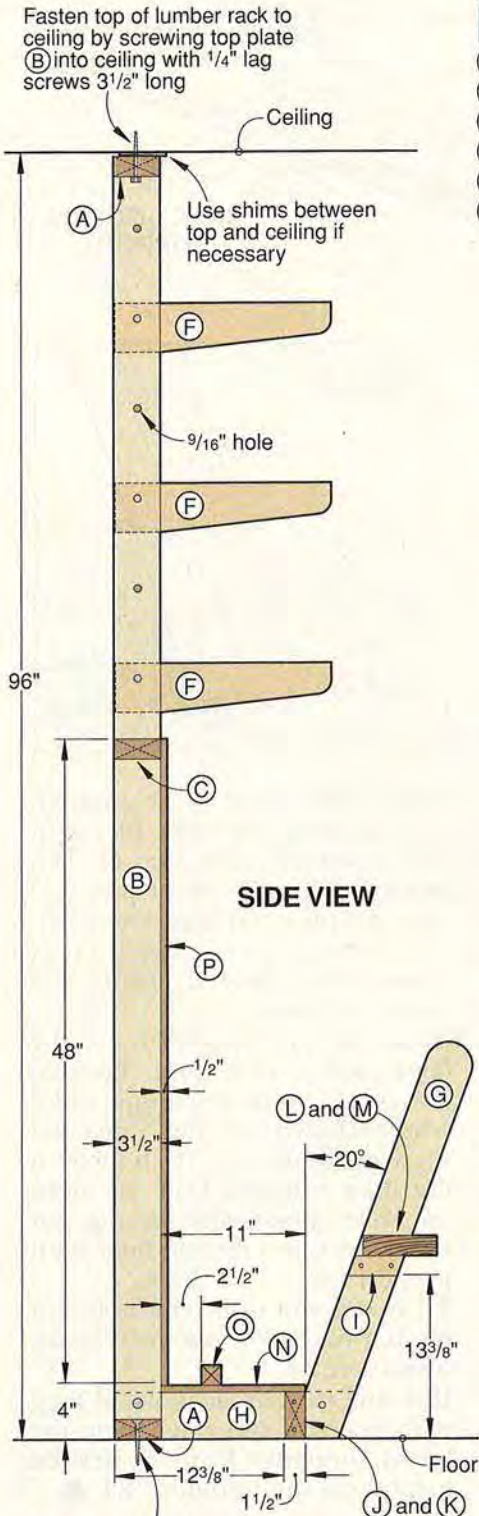


CUTTING DIAGRAM

- (2) 1 1/2 x 3 1/2" x 12' Fir (2x4's for (A))
- (17) 1 1/2 x 3 1/2 x 96" Fir (2x4's for (B),(C),(E),(G),(H),(I),(J),(K) and (O))
- (1) 1 1/2 x 5 1/2 x 96" Fir (2x6's for (L) and (M))
- (2) 1/2 x 48 x 96" Plywood (for (D),(F),(N) and (P))



WALL FRAMEWORK



SIDE VIEW

Fasten top of lumber rack to ceiling by screwing top plate (B) into ceiling with 1/4" lag screws 3 1/2" long

Use shims between top and ceiling if necessary

9/16" hole

96"

48"

1 1/2"

3 1/2"

11"

2 1/2"

20°

13 3/8"

4"

12 3/8"

1 1/2"

Floor

Secure bottom of lumber rack to floor by screwing bottom plate (A) to floor with masonry screws or concrete anchors and lag screws

Bill of Materials

Parts	Finished Size			Mant.	Qty.	Parts	Finished Size			Mant.	Qty.
	T	W	L				T	W	L		
WALL FRAMEWORK						SHEET-GOODS BIN					
A top & btm plates	1 1/2"	3 1/2"	12'	C	2	G angled supports	1 1/2"	3 1/2"	32"	C	5
B* uprights	1 1/2"	3 1/2"	93"	C	7	H floor supports	1 1/2"	3 1/2"	18"	C	5
C spacers	1 1/2"	3 1/2"	22 1/2"	C	4	I cleats	3/4"	1 1/2"	4 1/4"	C	8
D stops	1/2"	3 1/2"	47 1/4"	PLY	3	J spacers	1 1/2"	3 1/2"	22 1/2"	C	3
BOARD SUPPORTS						K spacer	1 1/2"	3 1/2"	19 1/2"	C	1
E center	1 1/2"	3 1/2"	12"	C	21	L steps	1 1/2"	5 1/2"	22 1/2"	C	3
F sides	1/2"	3 1/2"	15 1/2"	PLY	42	M step	1 1/2"	5 1/2"	19 1/2"	C	1
Supplies: 3 1/2" deck screws, #8 x 1 1/4" flat-head wood screws, #8 x 1 1/2" flathead wood screws, #8 x 2 1/2" flathead wood screws, #8 x 3" flathead wood screws, 1/4" lag screws 3 1/2" long with flat washers, 1/2" carriage bolts 2" long with flat washers and nuts, 1/2" carriage bolts 3" long with flat washers and nuts, 1/2" carriage bolts 3 1/2" long with flat washers and nuts, paraffin wax, masonry screws.						N floor	1/2"	11"	94 1/2"	PLY	1
						O cleat	1 1/2"	1 1/2"	94 1/2"	C	1
						P back	1/2"	48"	96"	PLY	1

*Length will depend on distance from floor to ceiling at chosen rack location.

Materials Key: C-choice (fir, pine, spruce), PLY-plywood.

4 With a helper, lift the wall framework into position. Shim the top plate against the ceiling, and firmly secure the top plate to the joists in your shop's ceiling (we used $\frac{1}{4}$ " lag screws $3\frac{1}{2}$ " long). If you can hit wall studs, drill 2"-deep counterbored holes through the uprights (B) or spacers (C) and use 3"-long screws to further secure the framework.

5 Secure the bottom plate to your floor (we drilled holes in the concrete, and used plastic concrete anchors and lag screws; masonry screws also would work).

6 From $\frac{3}{4}$ " plywood or 1×4 s, cut the short-stock bin stops (D) to size, and screw them in place.

Now, let's build the board supports

1 Referring to the Board Support drawing, cut 21 center sections (E) and 42 plywood side pieces (F) to size.

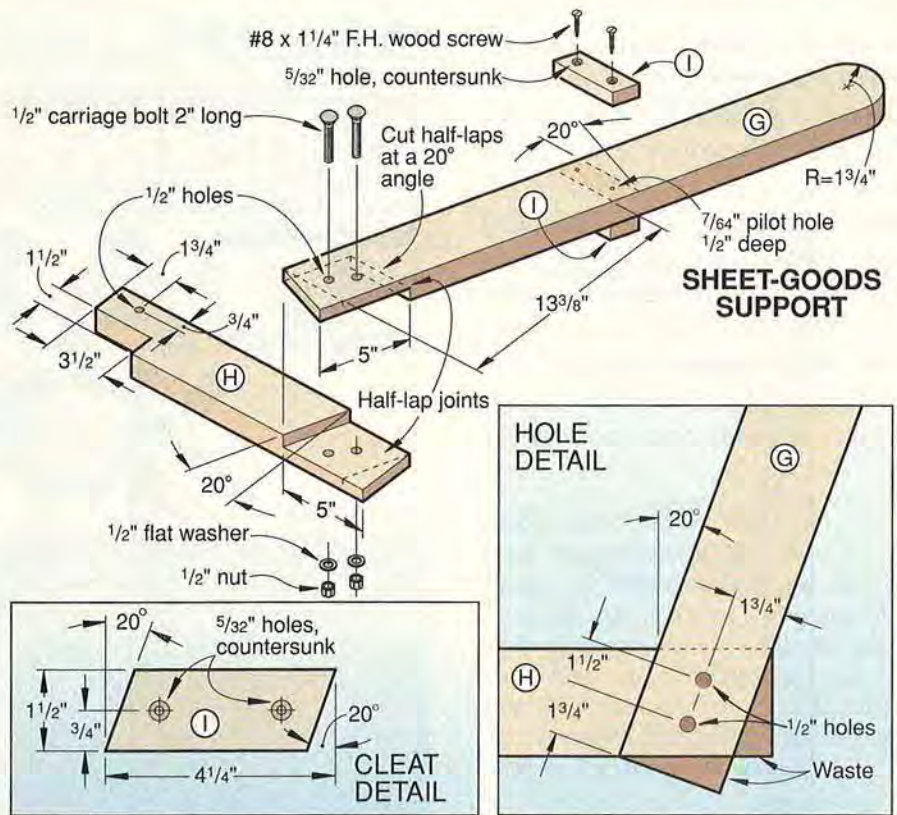
2 Spread an even coat of glue on both faces of each center section (E), and clamp it between two of the side pieces (F), with the top edges and outside end flush.

3 After the glue dries, transfer the profile of one of the supports onto one of the laminations. Bandsaw the support to shape, and sand the cut edges smooth to remove the saw marks. Then, use this as a template to mark the profile onto the rest of the supports. Cut and sand them to shape.

The sheet-goods bin comes next

1 Using the Sheet-Goods Support drawing and accompanying details, cut the angled supports (G), floor supports (H), and cleats (I) to size. Cut 20° half-lap joints in the H and I pieces where shown on the drawing. Referring to the Cleat detail, miter the ends of the step cleats (I) at 20° .

2 Cut a $1\frac{1}{2} \times 3\frac{1}{2}$ " notch in the back of each floor support (H) where shown on the drawing.



3 Glue and clamp the supports together. After the glue dries, cut off the waste areas, where shown on the Hole detail.

4 Mark the centerpoints and drill a pair of $\frac{1}{2}$ " holes in each glued half lap and a single $\frac{1}{2}$ " hole above each notch. To strengthen the joints, add a pair of carriage bolts with flat washers and nuts to each half-lap joint.

5 Drill the mounting holes, and glue and screw the stop cleats to the angled supports (G).

6 Clamp the support assemblies (G, H, I) to the uprights (B) where shown on the Sheet-Goods Bin Exploded View drawing and accompanying Support detail. Using the previously drilled holes above the notches in H as guides, drill the holes through the uprights. Install carriage bolts to secure the support assemblies to the 2×4 uprights.

7 From 2×4 and 2×6 stock, cut the floor spacers (J, K) and steps (L, M) to length. Drill mounting

holes (some need to be angled), and glue and screw the pieces in place. Position each step (L, M), so the back edge won't protrude into the plywood bin and possibly damage any stored sheet goods when pressed against the angled supports.

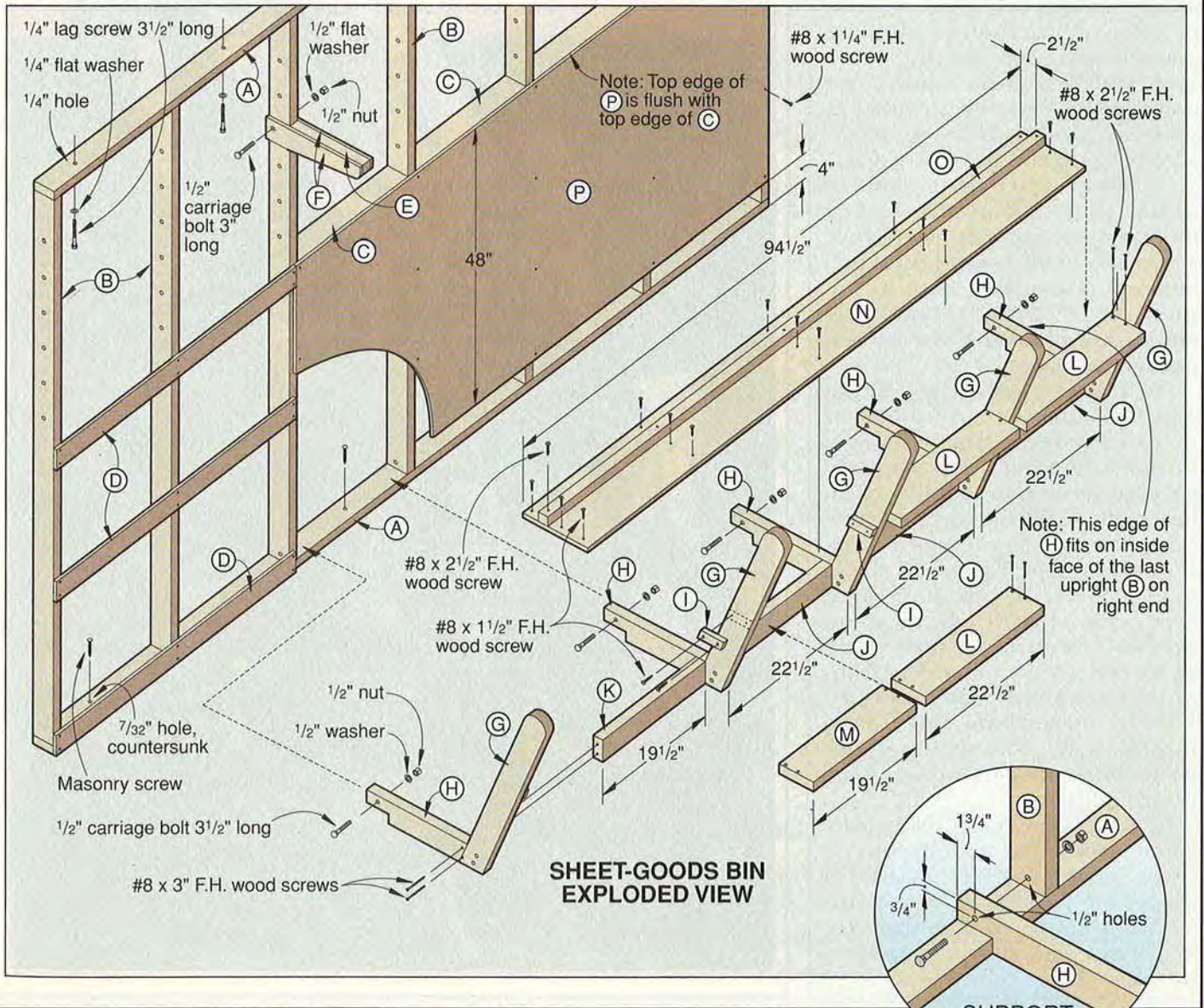
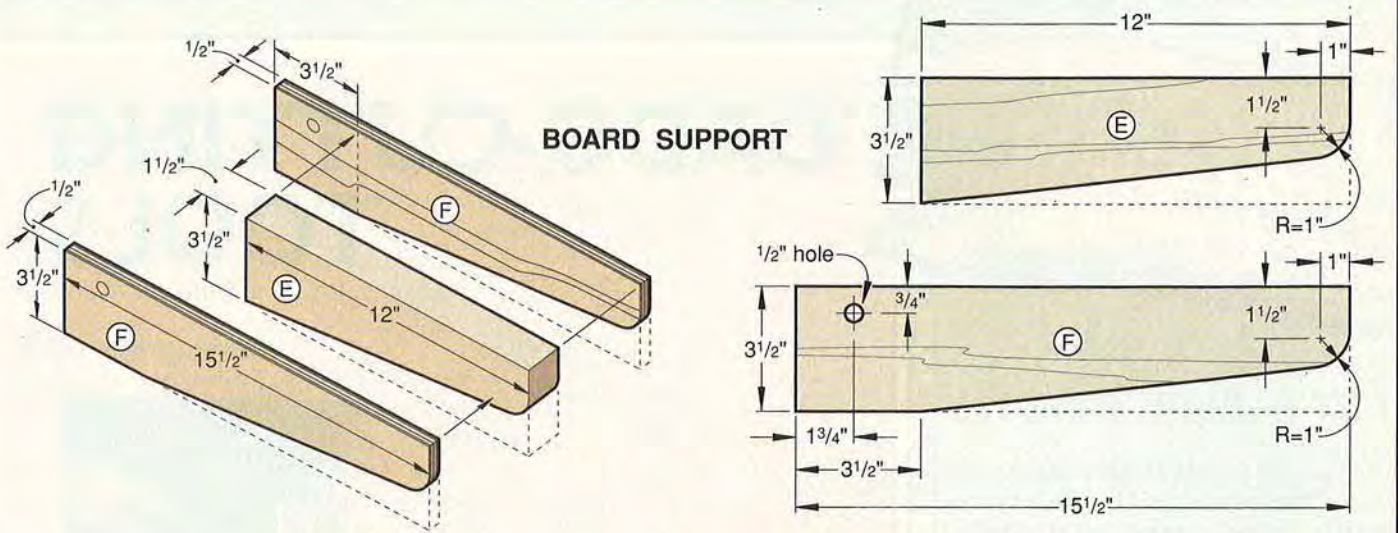
8 Cut the bin floor (N) and the floor cleat (O) to size. Position the pieces, drill mounting holes where shown on the Exploded View drawing, and attach them to the floor supports (H). To make the sheet goods slide in and out even easier, rub the bin floor with paraffin wax.

9 Lay out and drill pilot holes on the bin back (P), and attach with wood screws.

10 Using $\frac{1}{2}$ " carriage bolts 3" long with washers and nuts, hang the board supports (E, F) at desired heights on the uprights (B). 🍌

Produced by Marlen Kemmet
Project Design: James R. Downing
Photographs: Wm. Hopkins
Illustrations: Kim Downing

BOARD SUPPORT



SHEET-GOODS BIN EXPLODED VIEW

SUPPORT DETAIL

TOOL-BUYER'S

Help yourself to
a corral full of
great choices

LET'S TALK TOOLS

Just as any self-respecting cowboy needs a healthy horse, a sturdy saddle, and a strong rope, today's woodworker needs power tools and accessories built for performance and durability. To save you a trip into town, we corralled seven such groups so you can do your comparison shopping on the next 14 pages.

In case you're new to *WOOD*® magazine and unaware of our tool comparisons, on page 74 we summarize the results of previous tool tests dating back to August 1992. You'll find our recommendations for seven product groups.

We also can help you find the right product in a number of other categories. One year ago, in our November 1992 issue, we covered these power tools: cordless drills, drill presses, jointers, portable belt sanders, routers, scrollsaws, tablesaws, and thickness planers. If you don't have this issue, we still have some available. You need only send \$5.95 ppd. (\$6.95 for orders from outside the United States) to *WOOD*® Back-Issue Sales, P.O. Box 9266, Des Moines, IA 50306-9266. Remember to include your return address.

In case you have questions about a particular manufacturer's tools, such as where to find a dealer in your area, we've included a listing of manufacturer addresses and phone numbers on page 72.

DADO-CUTTING TOOLS



ROUNDUP



Nothing cuts a square channel through wood faster than a dado blade or set mounted in your tablesaw or radial-arm saw. With prices ranging from \$25 to \$270, you can imagine that these cutters contrast considerably in quality and performance.

Key buying points

● **Stackable or adjustable.** For the finest possible results, choose a stackable dado-blade set such as the model left. These sets consist of two, 1/8"-kerf, outside blades and four to six inside blades (called chippers) of varying widths.

If you can live with rougher cuts, take a look at adjustable dado sets. These products have one or two blades affixed to a central hub. By turning the hub you angle the blades slightly for cutting dados of varying widths.

● **Number of teeth.** For the most part, blade sets with more teeth per blade or chipper produce smoother cuts. Each additional tooth also adds to the initial cost of the set, and to the cost of having the set resharpened.

● **Shims.** To finely adjust a stackable set for any width between 1/4" and 1 3/16", you need to add thin metal, plastic, or paper shims between the blades and chippers. Note that some sets come standard with these shims. If purchased separately, shim sets cost \$5-\$10.

● **Saw alignment.** No matter how much money you spend on a dado set or blade, it won't cut worth a hoot if you don't have your saw properly aligned.

In our October 1991 test, these products earned best-value ratings:

- **Over \$150:** Forrest Dado King; Woodworker's Supply 800-764.
- **\$100-\$150:** Freud SD308.
- **\$50-\$100:** Sears 32708.
- **Under \$50:** Irwin 16120.

Since our last review, Freud has introduced the model SD508. We'll test this product as soon as possible. 🌲

30 DADO-CUTTING TOOLS THAT HELP YOU GET INTO THE GROOVE

MANUFACTURER	MODEL	BLADE DIAMETER (INCHES)		CARBIDE-TIPPED	TEETH PER CHIPPER	TEETH PER OUTSIDE BLADE	SHIMS INCLUDED	WEIGHT (IN OUNCES, WITH ALL CHIPPERS)	COUNTRY OF ASSEMBLY (1)	LIST PRICE	SELLING PRICE (2)
		8	6								
STACKABLE DADO SETS	AMANA	658030	8	YES	2	28	NO	73	IS	\$ 180	\$ 130
		658040	8	YES	2	50	NO	105	IS	275	200
	CMT	108-320	8	YES	2	36	NO	80	C	210	159
	DML	ID800	8	YES	2	26	NO	73	U	252	200
	DELTA	35-560	8	YES	2	28	NO	73	IS	270	150
		34-333	6	NO	2	42	YES	31	U	67	60
	FORREST	DADO KING	8	YES	4	36	YES	82	U	299	269
	FREUD	SD308	8	YES	2	28	NO	86	IT	230	115
		SD508	8	YES	4	36	YES	120	IT	325	N/A
	OLDHAM/US SAW	800-5818	8	YES	2	18	YES	68	U	199	129
		800-5220	8	NO	2	20	YES	73	U	47	34
	SEARS	32175	7	NO	2	112	YES	60	U	-	30
		32176	7	NO	2	112	YES	69	U	-	48
		32177	8	NO	2	112	YES	78	U	-	56
	SYSTEMATIC	SUPERFINE	8	YES	6	44	NO	139	U	378	249
FINE		8	YES	2	28	NO	82	U	231	134	
VERMONT AMERICAN	26742	8	NO	2	56	YES	74	U	68	62	
	26747	7	NO	2	112	YES	59	U	68	65	
WOODWORKER'S SUPPLY	800-764	8	YES	2	48	NO	81	C	289	200	
ADJUSTABLE DADO BLADES	CREDO	13436 ENDURO	7	YES	-	8	-	26	U	39	32
		10223	7	YES	-	12	-	24	U	52	47
	DML	AD800	8	YES	-	24	-	40	U	128	85
	DELTA	35-825	7	YES	-	16	-	24	NZ	30	28
	IRWIN	16120	6 1/2	YES	-	8	-	18	U	61	45
	OLDHAM/US SAW	700-5012	7	YES	-	16	-	32	U	39	25
	SEARS	32708 EXCALIBUR	8	YES	-	24	-	33	U	-	80
		3261	7	YES	-	24	-	26	U	-	45
		3262	7	YES	-	32	-	28	U	-	50
		3263	7	YES	-	16	-	24	U	-	40
VERMONT AMERICAN	26752	7	YES	-	16	-	16	U	50	42	

NOTES:


1. (C) Canada; (J) Japan; (IS) Israel; (IT) Italy; (NZ) New Zealand; (U) United States

2. Selling prices based on advertisements, catalogs, and dealer inquiries at time of article's production.

Illustration: Jim Stevenson Photographs: Hopkins Associates



BANDSAWS

 Print this article



Delta 28-245

These do-it-all saws handle everything from fretwork to resawing thick lumber. They excel at cutting curved workpieces including free-form boxes, carving and turning blanks, and furniture parts such as table aprons and cabriole legs.



Key buying points

• **Cutting capacity.** In the chart *right* we list three key capacities to keep in mind when selecting a saw. The *throat* capacity refers to the distance between the blade and the saw frame, and tells you the widest cut possible with the machine.

Cutting height is the distance between the table and the upper blade guide, and determines the maximum thickness of wood you can cut. Note in the accessories column that some models have optional riser blocks that you can install in the saw frame to increase cutting height by about 6".

Blade widths for the bandsaws listed in the chart vary from 1/16" to 1 1/2". Narrow blades cut in a tight radius, and will handle all but the most intricate scrollwork. Wide blades work best for resawing thick stock.

• **Guide systems.** Bandsaws have guide systems above and below the table to keep the blade running smoothly and perpendicular to the table. Look for guides that are sturdy, easy to reach, and quick to adjust. We prefer guides that have hand-operated, fine-adjustment knobs rather than bolts or setscrews.

• **Two or three wheels.** With the exception of the three-wheeled Delta 28-560, the bandsaws in the chart have two wheels. Three-wheel bandsaws have the advantage of giving you plenty of throat capacity for a low price, but you'll find a limited number of these machines. That's because they require more effort to adjust, and have a reputation for breaking blades. Three-wheelers force the blade to bend in a tight radius, causing greater metal fatigue than the larger-diameter wheels in two-wheel machines. We recommend you buy a two-wheel bandsaw.

• **Quality of construction.** You can find out a lot about the quality of a bandsaw by just turning it on and making a few adjustments. First, the machine should be relatively quiet and vibration free. Excessive vibration usually means that the wheels or other critical components are out of balance.

If a machine passes this test, check how smoothly the table tilts. Also, how easily can you reach and secure the knobs for locking the table and for adjusting blade tension? Can you open the cover and change blades with ease? Finally, grip the frame and check it for rigidity.

• **The little extras.** To help control cutting debris, better bandsaws have dust ports and small brushes that clear sawdust from the lower wheel. If you plan to use a fence or miter gauge with your bandsaw, note in the chart that only a few models come standard with these accessories.

The Delta 28-245 *above left* came out on top in our April 1992 review of bandsaws. ♣

CURVACEOUS CUTTERS: 23 BANDSAWS

MANUFACTURER	MODEL	TYPE (1)	THROAT	CAPACITIES (INCHES)			WHEEL MATERIAL (2)	TABLE		POWER TRAIN			GUIDES		ACCESSORIES (8)		WARRANTY			LIST PRICE	SELLING PRICE (10)	
				CUTTING HEIGHT	BLADE WIDTHS	SIZE (INCHES)		MATERIAL (3)	HORSEPOWER	BLADE SPEED (4)	DRIVE (5)	UPPER TYPE (6)	LOWER TYPE (6)	FRAME (7)	STANDARD	OPTIONAL	WEIGHT (POUNDS)	BANDSAW	MOTOR			COUNTRY OF ASSEMBLY (9)
AMT	4113	S	13 3/4	6	1/8-3/4	CA	14x14	CI	1	3000	B	S	S	CI, 2	ST	F, MG, RB, TE	163	10 yrs.	1 yr.	T	\$ 450	\$ 376
BELSAW	MC-14BS-2	F	13 1/2	6	1/8-3/4	CA	14x14	CI	3/4	700, 1230, 2420	B	S	S	CI, 2	MG, ST	F, RB	205	1 yr.	90 days	T	579	495
DELTA	28-180	B	7 1/2	5	1/8-3/8	CA	11 3/8x11 3/8	CA	1/5	3600	D	S	S	CA, 1	MG	F, L, ST	35	2 yrs.	2 yrs.	T	211	170
	28-560	S	16	8	1/8-3/8	CA	16x16	CI	1/2	450, 2400	B	S	S	CI, 1	F, ST	L, SA	156	2 yrs.	2 yrs.	U	472	415
	28-283	S	13 3/4	6	1/8-3/4	CA	14x14	CI	3/4	3000	B	S	S	CI, 2	ST	F, L, MG, RB, SA	224	2 yrs.	2 yrs.	U	937	740
	28-245	S	13 3/4	6	1/8-3/4	CA	14x14	CI	1/2	3000	B	S	S	CI, 2	ST	F, L, MG, RB, SA	201	2 yrs.	2 yrs.	U	698	580
ENLON	ENBS14	S	13 1/2	5 3/4	1/8-3/4	CA	14x14	CI	3/4	2400	B	S	S	CI, 2	MG	RB, F	156	90 days	1 yr.	T	-	280
	ENBS16	S	15 1/2	10	1/4-1	CA	16x16	CI	1 1/2	1130, 1510, 2265	B	S	S	CI, 2	F, MG	-	225	90 days	1 yr.	T	-	490
	ENBS18	F	17 1/2	9 3/4	1/4-1 1/2	CA	18x18	CI	2	3300	B	S	S	S, 1	F, MB	-	350	90 days	1 yr.	T	-	880
GENERAL	490-1	S	15	6 3/4	1/8-3/4	CI	15x15	CI	1	3000	B	S	S	CI, 1	ST	F, L, MG	295	2 yrs.	1 yr.	C	989 w/o motor	1,050 with motor
GRIZZLY	G1019	S	14	6	1/16-3/4	CA	14 1/2x14 1/2	CI	3/4	2400	B	S	S	CI, 2	CC, F, MG, ST	-	185	3 mos.	1 yr.	T	-	295
	G1073	S	16	7 1/4	1/4-1	CI	17x17	CI	1 1/2	1825, 2300, 2650	B	S	S	CI, 1	F, MG, ST	-	350	3 mos.	1 yr.	T	-	550
	G1012	S	18	9 1/2	1/8-1 1/2	CA	18x18	CI	2	932, 1119, 1399	B	S	S	CI, 2	F, MG, ST	-	280	3 mos.	1 yr.	T	-	645
INCA	340	S/B	10 1/2	6 1/4	1/16-1/2	CA	12 1/2x12 1/2	AA	3/4	3281	D	C	C	CA, 1	F	CC, FM, MG, SA, ST, TE	70	5 yrs.	1 yr.	F	795	695
JET	WBS-140S	S	13 3/4	6	1/8-3/4	CA	14x14	CI	3/4	3000	B	C	C	CI, 2	ST	F, RB	180	2 yrs.	2 yrs.	T	549	430
	WBS-14CS	S	13 3/4	6	1/8-3/4	CA	14x14	CI	3/4	3000	B	C	C	CI, 2	MG, ST	F, RB	198	2 yrs.	2 yrs.	T	655	510
POWERMATIC	43	S	13 1/4	7 1/2	1/8-3/4	CA	15x15	CI	3/4	3000	B	B	B	S, 1	MG, ST	F, L	154	1 yr.	1 yr.	T	792	599
	141	S	14	6 1/2	1/8-3/4	CI	15x15	CI	1	3000	B	B	S	CI, 1	L, ST	CC, F, MG	225	1 yr.	1 yr.	U	1,557	1,400
SEARS	24450	B	10	3	1/8, 1/4	P	11 1/2x11 1/2	CA	1/5	2800	D	SS	SS	CA, 1	-	MG, ST	43	1 yr.	1 yr.	T	-	160
	24822	B	12	6	1/16-1/2	CA	23x18	CA	1/2	3000	B	S	S	CA, 2	L, SA, ST	CC, F, MG	126	1 yr.	1 yr.	U	-	300
	24832	S	12	6	1/16-1/2	CA	23x27	CA	5/8	1500, 3000	B	S	S	CA, 2	L, SA, ST	CC, F, MG	131	1 yr.	1 yr.	U	-	350
SHOPSMITH	555507 & 505992	S	11	6	1/8-5/8	CA	13 1/2x15	CA	1/2	2217, 3312	B	S	S	CA, 1	ST	CC, F, L, HG, TE	90	1 yr.	1 yr.	U	645	579
WOODTEK	811-709	F	18 1/2	12 1/2	3/8-1	CI	20 1/2x26 3/4	CI	2	N/A	B	S	S	S	F, MG	-	506	1 yr.	1 yr.	T	-	1,599

NOTES:

- (B) Bench
(F) Floor
(S) Stand
- (CA) Cast aluminum
(CI) Cast iron
(P) Plastic
- (AA) Anodized aluminum
(CA) Cast aluminum
(CI) Cast iron
- Feet per minute
N/A Not Available
- (B) Belt (D) Direct
- (B) Ball bearings (S) Steel blocks
(C) Cool blocks (SS) Steel screw
- (CA) Cast aluminum (1) One-piece
(CI) Cast iron (2) Two-piece
(S) Steel
- (CC) Circle-cutting kit
(F) Fence
(FM) Fence micro-adjuster
(L) Lamp
(MG) Miter gauge
(RB) Riser block
(SA) Sanding attachment
(ST) Stand
(TE) Table extensions
- (C) Canada
(F) France
(I) Italy
(T) Taiwan
(U) United States
- Selling prices based on advertisements, catalogs, and dealer inquiries at time of article's production.
Three models available



PORTABLE CIRCULAR SAWS



Skil 5657

Although not considered a precision-woodworking tool, a portable circular saw comes in mighty handy in any shop. No wonder only the electric drill surpasses this tool in ownership by **WOOD**® magazine readers.



Key buying points

• **Worm-drive vs. helical-gear models.** When most of us think of a portable circular saw, we envision the widely available helical-gear version such as the one *above*. These machines have motors at a right angle to the blade. This construction makes them wider and shorter than worm-drive units, that have motors mounted in-line with the

blade. These two types of saws get their names from the type of gear that transfers power from the motor armature to the blade arbor.

Worm-drive saws cost and weigh about 50 percent more than helical-gear saws, and have oil-filled gear casings that need occasional fill-ups. Nevertheless, these saws have certain advantages that make them favorites of some contractors.

First, worm-drive saws have greater torque than helical-gear saws, so they're less likely to bog down. And, because of their long and narrow design, worm-drive saws fit into tight spots and give you greater reach when cutting large panels.

• **Size.** By far the most popular size for portable circular saws is 7¼" (the largest blade that the machine will accept). A 7¼" machine makes good sense for most of us for several reasons. They will handle any cut through a 2×4, most people can manage their bulk and weight, and you'll find good variety and pricing in 7¼" saws and blades.

However, if you use a portable circular saw only for sheet goods and other material less than 1" thick, consider buying a model with a maximum blade size of 6½" or less. You'll find the smaller saws easier to control and less fatiguing to handle.

Note also in the chart *right* that you can purchase models with blades more than 10" in diameter. For the most part, contractors use saws with 10¼" blades for cross-cutting 4x lumber in a single pass. Saws with blades greater than 16" in diameter help you cut landscape timbers down to size.

• **Bearings.** Some lower-priced portable circular saws have sleeve bearings supporting their armature or arbor. These suffice fine for occasional users, but will wear out in steady use.

• **Arbor locks.** More and more portable circular saws these days have arbor locks that hold the blade still while you loosen the blade's locking nut. This sure beats jamming the blade against a piece of wood as you work the blade wrench. 🛠️

WORKSHOP WORKHORSES: 34 PORTABLE CIRCULAR SAWS

MANUFACTURER	MODEL	BLADE SIZE (DIAMETER IN INCHES)			MAXIMUM CUT DEPTH	FOOT TYPE (1)	AMPS	MOTOR/DRIVE ASSEMBLY					SAFETY FEATURE			CONSTRUCTION MATERIAL (6)			BEARINGS (7)			WARRANTY (9)	COUNTRY OF ASSEMBLY (10)	WEIGHT (POUNDS)	LIST PRICE	SELLING PRICE (11)
		BLADE AT 90°	BLADE AT 45°					NO-LOAD SPEED (RPM) (2)	DRIVE (3)	BRAKE (4)	ARBOR LOCK (Y, N)	ARBOR SIZE (5)	SERVICEABLE EXTERNAL BRUSHES (Y, N)	DOUBLE INSULATED (Y, N)	SAFETY SWITCH (Y, N)	FOOT	ARMATURE	ARBOR	BLADE POSITION (8)							
BLACK & DECKER	7361	7 1/4	2 7/16	1 7/8	P	10	5300	HG	N	N	5/8	N	Y	Y	P	S	B	S	RH	2 yrs.	U	11.9	\$103	\$ 50		
	7362	7 1/4	2 7/16	1 7/8	P	10	5500	HG	N	Y	5/8	N	Y	Y	P	S	B	S	RH	2 yrs.	U	12	122	60		
BOSCH	1655	7 1/4	2 7/16	1 5/8**	P	13	5400	HG	N	Y	5/8	Y	Y	N	GN	A	B	B-R	RH	1 yr.	U	11.7	210	130		
	1656	8 1/4	2 15/16	1 1/2*	P	13	5500	HG	N	Y	5/8	Y	Y	N	GN	S	B	B-R	RH	1 yr.	U	13	235	155		
DEWALT	DW357	7 1/4	2 7/16	1 7/8	P	13	5500	HG	N	Y	5/8	Y	Y	Y	GN	S	B	B-R	RH	1 yr.	U	12.8	210	120		
	DW360	7 1/4	2 7/16	1 7/8	P	13	5800	HG	Y	Y	5/8	Y	Y	Y	GN	A	B	B-R	RH	1 yr.	U	11.9	255	140		
	DW364*	7 1/4	2 7/16	1 7/8	U	13	5800	HG	Y	Y	5/8	Y	Y	Y	GN	A	B	B-R	RH	1 yr.	U	12.3	275	150		
	DW377	7 1/4	2 11/32	1 5/16	P	13	4300	WD	N	Y	D	Y	N	Y	CA	S	B	B	LH	1 yr.	U	16.5	280	165		
HITACHI	C7SB	7 1/4	2 3/8	1 27/32	P	13	5500	HG	E	Y	5/8	Y	Y	Y	P	CA	B	B	RH	1 yr.	J	10.6	219	120		
	C8	8 1/4	2 15/16	2 1/4	P	13	5000	HG	N	Y	5/8	Y	Y	Y	P	CA	B	B	RH	1 yr.	J	11	272	170		
MAKITA	5820	7 1/4	2 1/2	1 11/16	P	7.5	4000	HG	E	N	5/8	N	Y	N/A	P	S	B	B	RH	1 yr.	J	7.7	200	115		
	5007NB	7 1/4	2 3/8	1 3/4	P	13	5800	HG	N	Y	5/8	Y	Y	N	P	S	B	B	RH	1 yr.	J	11	225	120		
	4200N	4 3/8	1 1/4	7/8	P	7.5	11000	HG	N	N	20mm	Y	Y	Y	P	S	B	B	LH	1 yr.	J	6.2	238	145		
	5007NBA*	7 1/4	2 3/8	1 3/4	P	13	5800	HG	E	Y	5/8	Y	Y	N	P	A	B	B	RH	1 yr.	J	11	255	145		
	5077B	7 1/4	2 3/8	1 7/8	P	13	4300	HY	E	Y	5/8	Y	Y	N	P	S	B	B	LH	1 yr.	J	13.9	273	145		
	5201NA	10 1/4	3 3/4	2 1/2	P	12	3700	HG	E	N	5/8	Y	N	Y	CA	S	B	B	RH	1 yr.	J	18.3	655	359		
	5402A	16 15/16	6 3/16	4 3/16	P	12	2200	HG	E	N	25mm	Y	N	Y	CA	S	B	B	RH	1 yr.	J	30.8	708	350		
MILWAUKEE	6365*	7 1/4	2 3/8	1 25/32	D	13	5800	HG	N	Y	5/8	Y	N	N	GN	A	B	B-R	RH	*	U	11.5	214	125		
	6460	10 1/4	3 5/16	2 7/8	D	15	5200	HG	N	N	3/4	Y	N	N	GN	S	B	B-R	RH	*	U	19.5	459	290		
	6378*	8 1/4	2 7/8	2 1/4	P	15	4400	WD	N	Y	D	Y	N	N	GN	S	B	B-R	LH	*	U	17.2	334	210		
	6369	7 1/4	2 3/8	1 25/32	D	13	5800	HG	E	Y	3/4	Y	Y	N	GN	A	B	B-R	RH	*	U	11.5	259	155		
PORTER-CABLE	345	6	1 15/16	1 9/16	P	9	6000	HG	N	Y	1/2	Y	Y	N	GN	S	B	B-R	LH	1 yr.	U	9	190	127		
	315-1*	7 1/4	2 7/16	1 25/32	D	13	5800	HG	N	N	5/8	N	Y	N	GP	A	B	B-R	RH	1 yr.	U	12.5	220	147		
	314	4 1/2	1 5/16	1 1/16	P	4.5	4500	WD	N	N	3/8	Y	N	N	CA	S	B	B	RH	1 yr.	U	7	250	167		
RYOBI	W-660	7 1/4	2 5/16	1 3/4	P	13	5000	HG	N	Y	5/8	N	Y	Y	P	S	B	B	RH	1 yr.	U	9.6	184	89		
SEARS	27542	7 1/4	2 1/4	1 3/4	P	13	5000	HG	N	Y	3/4	Y	Y	Y	TP	S	B	B	RH	1 yr.	U	13.2	-	130		
	10825	7 1/4	2 3/8	1 13/16	P	12	5000	HG	N	Y	1/2	N	Y	Y	P	S	B	B	RH	1 yr.	U	11.2	-	80		
	10824	7 1/4	2 3/8	1 13/16	P	11	5000	SG	N	N	5/8	N	Y	Y	P	S	B-S	S	RH	1 yr.	U	10.2	-	60		
	10823	7 1/4	2 3/8	1 13/16	P	10	5000	SG	N	N	3/8	N	Y	Y	P	S	B-S	S	RH	1 yr.	U	10	-	50		
SKIL	77*	7 1/4	2 3/8	1 5/16	P	13	4400	WD	N	Y	D	Y	N	N	CA	S	B	B	LH	1 yr.	U	16.3	252	145		
	5657	7 1/4	2 7/16	1 7/8	P	13	5400	HG	N	Y	5/8	Y	Y	N	GN	A	B	B-R	RH	1 yr.	U	11.3	205	130		
	5510	5 1/2	1 3/4	1 5/16	P	6.5	4000	HG	N	N	1/2	Y	Y	N	GN	S	B	B-R	LH	1 yr.	U	6.5	166	115		
	5525	6 1/2	2 1/16	1 5/8	P	13	5500	HG	N	Y	5/8	Y	Y	N	GN	A	B-S	B-R	RH	1 yr.	U	10.3	172	105		
	5660	8 1/4	2 15/16	2 1/8	P	13	5800	HG	N	Y	5/8	Y	Y	N	GN	S	B	B-R	RH	1 yr.	U	13	230	145		

NOTES:

* Similar machines available in both 7 1/4" and 8 1/4" sizes.

1. (D) Drop foot
(P) Pivot foot
(U) Unique

2. No-load speed determined when machine turns free (not cutting).

3. (HG) Helical gear
(WD) Worm drive
(HY) Hypoid
(SP) Spur gear

4. (E) Electric brake
(N) No
(Y) Yes

5. (D) 5/8" arbor with diamond knock-out

6. (A) Aluminum
(CA) Cast aluminum
(GN) Glass-filled nylon
(GP) Glass-filled polyester
(P) Polycarbonate plastic
(S) Steel
(TP) Thermo-set plastic

7. (B) Ball bearing
(R) Roller bearing
(S) Sleeve bearing

8. (RH) Right-hand
(LH) Left-hand

9. * Unlimited warranty against defective parts and workmanship.

10. (J) Japan
(U) United States

11. Selling prices based on advertisements, catalogs, and dealer inquiries at time of article's production.



DUST COLLECTORS Print this article

Today's power woodworking equipment produces mounds of sawdust ranging from fine particles to long shavings. To deal effectively with this debris you need to collect it at its source, before it has a chance to fill the air, or spill onto the shop floor. That's when dust collectors earn their keep.



Grizzly G1029

• **Horsepower.** The models in the chart right vary in horsepower from ½ hp to 3 hp. Generally, the machines with less than 1 hp will handle only one machine at a time, and do not have enough power for a central-collection system. You can connect most dust collectors with 1-hp motors to a small central-collection system, but you should leave only one blast gate open at a time. Two- and 3-hp units will handle larger collection systems with longer pipe runs, and will effectively draw dust from more than one machine at one time.

• **Storage capacity.** If you spend a lot of hours in your shop, and work with machines that produce large volumes of shavings, pay attention to the "debris storage capacity" column in the chart. Machines with less than 5 cubic feet of storage will require frequent changes under these circumstances. As the bottom bag fills, the filtration area decreases, and the machine draws less air

• **Bag filtration.** Unfortunately, you can't tell how effectively a bag filters dust-laden air until you turn on a dust collector. If visible particles pass through the bag, then get a new bag with a tighter weave. Keep in mind that a tighter weave will restrict the volume of air passing through the machine. So, you may have to get a larger tight-weave bag to maintain the air velocity the machine had with a loose-weave bag.



• **Dust collectors versus shop vacuums.** Most dust collectors have powerful induction motors designed for continual use, and big fans for moving large volumes of air. On the other hand, shop vacuums have loud universal motors intended for intermittent duty. These universal motors turn extremely fast (20,000–25,000 rpm versus 1725 or 3450 rpm for induction types), and drive relatively small fans. This configuration produces plenty of suction power

(known as static pressure), but relatively little air velocity (cubic feet of air moved per minute).

What does this mean to you? Well, you may be able to get by with a shop vacuum if you need to collect dust from only one machine at a time, and if you can put up with the loud noise. Because most shop vacuums have little storage capacity compared to a dust collector, they quickly fill with debris when attached to machines such as planers that generate lots of shavings.

In our September 1992 evaluation of dust collectors, the Grizzly G1029 and Woodmaster 1033 topped 2- and 3-hp units. In the 1-hp range, we preferred the Sears 29978. ♣

21 POPULAR DUST COLLECTORS: HOW THEY STACK UP


MANUFACTURER	MODEL	IMPELLER			MOTOR			SIZE (4) H X W X L (INCHES)	AIR VELOCITY (5)	DEBRIS STORAGE CAPACITY (CUBIC FEET)	ACCESSORIES (6)		WARRANTY		COUNTRY OF ASSEMBLY (7)	LIST PRICE	SELLING PRICE (8)	
		IMPELLER MATERIAL (1)	HOUSING MATERIAL (1)	INLET DIAMETER (INCHES)	TYPE (2)	CONTINUOUS HORSEPOWER (3)	VOLTS				STANDARD	OPTIONAL	WEIGHT (POUNDS)	DUST COLLECTOR				MOTOR
AMT	4710	SP	SS	4	TEFC	1	110/220	65x15x26	610	4	C	-	75	10 yrs.	1 yr.	T	\$275	\$240
BELSAW	MC-CT-80A	SP	SS	4	TEFC	3/4	115	69x18x32	600	1.9	C	*	70	1 yr.	90 days	T	375	279
	MC-10C	SP	SS	1@5" or 2@4"	TEFC	2	230	79x22x51	1182	5.23	C	*	123	1 yr.	90 days	T	589	450
DELTA	50-075	SP	SS	4	ODP	3/4	110	63x21x24	453	2.8	C, H, DB	*	60	2 yrs.	2 yrs.	T	318	250
	50-180	CA	SS	5	TEFC	1	110/220	45x35x52	700	7.3	H	D, C, *	72	2 yrs.	2 yrs.	U	537	440
ENLON	ENDC10	SP	SS	4	TEFC	1	110/220	75x15x26	450	10.5	-	A	66	90 days	1 yr.	T	-	180
	ENDC30	SP	SS	3@4"	TEFC	3	110/220	75x22x50	1850	12	-	A	159	90 days	1 yr.	T	-	450
GRIZZLY	G1029	SP	SS	1@5" or 2@4"	TEFC	2	220	76x21x49	1182	4.5	C	H, A(4"-3"), *	135	3 mos.	1 yr.	T	-	295
	G1030	SP	SS	1@6" or 3@4"	TEFC	3	220	76x21x49	1883	9	C	H, A(4"-3"), *	170	3 mos.	1 yr.	T	-	455
JET	DC-650	SP	SS	4	TEFC	1	110	56x14x26	650	2.1	-	A, BH, H, PU	84	2 yrs.	2 yrs.	T	285	230
MAKITA	410	SP	SS	2 13/16"	U	*	110	30x24x48	N/A	7	H	A(4"-2 13/16"), *	20	1 yr.	1 yr.	T	567	298
PENN STATE	DC3	SP	SS	4	TEFC	1 1/2	110/220	17x19x45	750	2	H, A(4"-3"), A(4"-2")	-	46	1 yr.	1 yr.	T	-	210
	DC2	SP	SS	2@4"	TEFC	1 1/2	110/220	75x19x38	900	2.5	H, A(4"-3"), A(2@4"-2")	-	120	1 yr.	1 yr.	T	-	300
POWERMATIC	73	SP	SS	1@6" or 2@4"	TEFC	1 1/2	110/220	73x16x32	900	3	-	A(4"-3"), A(4"-2 1/2"), DB	125	1 yr.	1 yr.	T	431	400
	75	SP	SS	1@8" or 1@6" or 3@4"	TEFC	3	220	90x22x60	1900	10	-	Aux. Floor Vac.	215	1 yr.	1 yr.	T	732	700
RYOBI	1V28	CA	P	2 1/2"	U	2	110	30x20x20	N/A	N/A	C, D, EW, H, PU	-	29	1 yr.	1 yr.	U	200	129
SEARS	29978	SP	SS	4	TEFC	1	110	60x15x27	408	2.44	H, A(4"-2 1/2")	*, CK	75	1 yr.	1 yr.	T	-	300
SHOPSMITH	DC3300	P	P	1@4" or 3@2 1/2"	ODP	1/2	110	48x21x26	330	4	H(2), EW, A(2 1/2"-1 1/4"), DB(6), PU, C	BG, LF	64	1 yr.	1 yr.	U	459	459
WOODMASTER	1033	CA	CA	6	TEFC	3	220	72x24x44	1700	7.4	-	H, *	140	3 yrs.	1 yr.	U	-	499
WOODTEK	802-124	SP	SS	4	TEFC	1	110/220	60x15x24	650	N/A	A(4"-2")	N	85	1 yr.	1 yr.	T	-	229
	805-930	SP	SS	5	TEFC	2	110/220	77x24x34	1100	N/A	A(4"-2")	N	150	1 yr.	1 yr.	T	-	399

NOTES:

- | | | | | |
|--|--|--|--|--|
| <p>1. (CA) Cast aluminum
(P) Plastic
(SP) Steel plate
(SS) Stamped steel</p> <p>2. (ODP) Open, drip-proof induction motor
(TEFC) Totally enclosed, fan-cooled induction motor
(U) Universal motor</p> <p>3. (*) 9 amps, no hp-rating available</p> | <p>4. Measured with machine turned on. With bags deflated, the Makita 410 measures 11x11x11", and the Penn State DC3 measures 17x18x18". The Woodmaster was measured with a 55-gallon drum beside it.</p> <p>5. Maximum cubic feet per minute (CFM).
N/A Not available</p> | <p>6. (A) Adapters
(BG) Blast gate
(C) Casters
(CK) Complete kits available for hooking up collector to shop equipment</p> <p>* Manufacturer offers accessories for adapting its dust collector to its own line of woodworking machines.</p> | <p>(D) Drum
(DB) Plastic dust bags
(EW) Extension wands
(H) Hose
(LF) Large filter hood
(PU) Dust-pickup attachments</p> | <p>8. (T) Taiwan
(U) United States</p> <p>9. Selling prices based on advertisements, catalogs, and dealer inquiries at time of article's production.</p> |
|--|--|--|--|--|



JIGSAWS Print this article



Bosch 1584DVS

No matter how you slice it, a jigsaw can handle a wider variety of cutting tasks than most any other power tool. How well it performs those tasks depends on its design and construction.



Key buying points

• **Orbital action.** If you like fast results, then consider orbital action a must-have feature. Here's how it works. All jigsaws move a blade in a straight, up-and-down fashion. But, those with orbital action also will move the blade forward on every upward cutting stroke. Some models have just one orbital setting; others have several settings that allow

you to fine-tune the cutting action to your workpiece. Orbital action helps the saw cut with greater speed, but it also contributes to chipping.

• **Speed control.** Most jigsaws have some form of speed control to regulate the number of strokes per minute. If you want smooth, controllable cuts, we suggest you look at models with electronic

speed control. These versions have a dial-operated variable-speed switch separate from the on-off trigger switch. The electronic models have circuitry that monitors the motor and increases power to keep the blade speed constant.

• **Roller guides.** Most better-quality jigsaws have a roller guide mounted just behind the blade. The guide supports the blade against the rearward pressure of cutting and side-to-side skewing. The roller guides help the saw deliver better cuts, and save wear-and-tear on the blade clamp and blade-shaft bearing.

• **Handle type.** You'll find two types of handles available on jigsaws: *closed loop* in which the motor housing and handle form a continuous D-shape; and *barrel* types that you grip by wrapping your hand around the motor housing. For best control in most woodworking applications, we prefer the barrel types with a knob located directly above the blade as shown *left*.

• **Stroke length.** Simply put, the longer the blade stroke (the distance it moves up and down), the better. Saws with longer strokes utilize more of the teeth on a blade in each cut, making the cuts faster. Also, you'll go through fewer blades because long strokes help blades stay sharper and cooler through heavy cutting.

In the WOOD® magazine IDEA SHOP™, we use the Bosch 1584DVS pictured *above left*. This jigsaw requires no tools for blade changes. 🌲

FOR THE ULTIMATE IN CUTTING FREEDOM: 31 JIGSAWS

MANUFACTURER	MODEL	ORBITAL ACTION (Y, N)	BLADE TYPE (1)	ROLLER GUIDE (Y, N)	MOTOR CONTROLS			STROKES PER MINUTE	STROKE LENGTH (INCHES)	AMPS	HANDLE TYPE (3)	BLADE LOCK (4)	BASE LOCK (4)	WARRANTY (5)	COUNTRY OF ASSEMBLY (6)	WEIGHT (POUNDS)	LIST PRICE	SELLING PRICE (7)
					ELECTRONIC (E) OR CONVENTIONAL (C)	SWITCH TYPE (2)	SPEED CONTROL											
AEG	FSPE 100	Y	U	Y	E	S	DIAL	300-3,200	1	4.6	B/K	HK	HK	1 yr.	G	4.5	\$269	\$188
	BSPE 100AK	Y	U	Y	E	T	DIAL	450-3,200	1	4.6	CL	HK	HK	1 yr.	G	4.5	280	196
BLACK & DECKER	7568	N	U	Y	E	T	DIAL	800-3,200	9/16	3.5	CL	SS	SS	2 yrs.	UK	4	77	40
	7588	N	U	N	E	T	DIAL	0-3,100	9/16	3.5	CL/K	SS	SS	2 yrs.	UK	4.2	98	50
	3159	Y	U	Y	C	P	2-SPEED	2,100 & 3,100	1	4.5	B/K	HK	HK	1 yr.	U	6.3	248	145
BOSCH	3238 VS	Y	S	Y	C	T	VARI-TRIG	0-3,000	3/4	3.15	CL	HK	HK	1 yr.	S	4.5	186	120
	1584 DVS	Y	S	Y	E	S	DIAL	500-3,100	1	4.8	B/K	HT	HK	1 yr.	S	5.5	289	180
	1587 DVS	Y	S	Y	E	T	VARI-TRIG	500-3,100	1	4.8	CL	HT	HK	1 yr.	S	5.75	299	185
DEWALT	DW318K	Y	U	Y	C	T	VARI-TRIG	0-3,100	1	4.5	CL	HK	HK	1 yr.	U	6.2	258	150
	DW313	N	U	Y	C	T	VARI-TRIG	0-3,100	1	4.5	CL	HK	HK	1 yr.	U	6.2	228	135
HITACHI	CJ65VA2	Y	U	Y	E	S	DIAL	700-3,200	1	5.1	B/K	HK	HK	1 yr.	J	5.3	309	175
	CJ65V2	Y	U	Y	E	S	DIAL	700-3,200	1	5.1	CL	HK	HK	1 yr.	J	5.5	309	175
MAKITA	4320	Y	M or U	Y	C	T	VARI-TRIG	0-3,200	11/16	2.9	CL	HK	HK	1 yr.	J	2.9	148	100
	4301BV	Y	M or U	Y	C	T	VARI-TRIG	0-3,100	1	3.5	CL	HK	HK	1 yr.	J	6	278	165
	JV2000	Y	M or U	Y	C	P	VARI-TRIG	0-3,400	3/4	3.2	B/K	HK	HK	1 yr.	J	3.5	288	170
	4302C	Y	M or U	Y	E	T	VARI-TRIG	1,000-3,000	1	6	CL	HK	HK	1 yr.	J	5.5	334	175
MILWAUKEE	6246	N	U	Y	C	P	1-SPEED	3,100	1	3.8	B/K	SS	SS	*	U	6.5	254	155
	6256	N	U	Y	C	T	VARI-TRIG	0-3,100	1	3.8	CL	SS	SS	*	U	6.8	254	155
PORTER-CABLE	7349	N	U or S or P-C	Y	E	T	VARI-TRIG	0-3,200	1	4	CL	SS	NON-ADJ	1 yr.	U	6	195	135
	7549	Y	U or S or P-C	Y	E	T	DIAL	500-3,200	1	4.8	CL	SS	NON-ADJ	1 yr.	U	6.5	260	160
	7649	Y	U or S or P-C	Y	E	S	DIAL	500-3,200	1	4.8	B	SS	NON-ADJ	1 yr.	U	6	260	165
	548	Y	PC	N	C	T	VARI-TRIG	0-4,500	7/16	3.5	CL	HK	NON-ADJ	1 yr.	U	6	345	205
RYOBI	JS45	N	U	Y	C	T	VARI-TRIG	0-3,000	5/8	2.5	CL	HK	HK	1 yr.	U	3.2	89	49
	JS045	Y	U	Y	C	T	VARI-TRIG	0-3,000	5/8	3	CL	HK	HK	1 yr.	U	3.5	162	99
	JSE60	Y	U	Y	E	T	DIAL	1,000-2,700	1	3.5	CL	PS	PS	1 yr.	U	5.5	250	145
SEARS	17204	N	U	N	C	T	VARI-TRIG	0-3,000	5/8	2.5	CL	SS	PS	1 yr.	U	3.5	-	40
	17207	N	U	N	C	T	DIAL	0-3,000	5/8	2.5	CL/K	SS	PS	1 yr.	U	3.7	-	50
	17211	N	U	N	C	T	DIAL	0-3,000	3/4	2.5	CL/K	HK	PS	1 yr.	U	5.4	-	80
SKIL	4540	N	U	N	C	T	VARI-TRIG	0-3,200	13/16	3.5	CL/K	HK	SS	1 yr.	U	5.5	125	85
	4560-02	N	U	N	C	T	VARI-TRIG	0-3,200	13/16	3.5	CL/K	HK	SS	1 yr.	U	5.5	144	95
	4580-02	Y	U	N	C	T	VARI-TRIG	0-3,200	13/16	3.5	CL/K	HK	SS	1 yr.	U	5.7	161	125

NOTES: 1. (M) Makita
(P-C) Porter-Cable
(S) Shoulder
(U) Universal

2. (P) Paddle
(S) Slide
(T) Trigger
3. (B) Barrel grip
(B/K) Barrel/knob grip
(CL) Closed loop
(CL/K) Closed loop/knob

4. (HK) Hex key
(HT) Hand tightened
(NON-ADJ) Not adjustable
(PS) Phillips screw
(SS) Slotted screw
5. * Unlimited warranty against defective parts and workmanship.

6. (G) Germany
(J) Japan
(S) Switzerland
(UK) United Kingdom
(U) United States
7. Selling prices based on advertisements, catalogs, and dealer inquiries at time of article's production.

MITERSAWS

Print this article



Makita LS1011

More and more woodworkers are discovering the benefits of a power miter saw, such as cutting speed, accuracy, portability, and ease of adjustments. Some models even help you make compound cuts and crosscut stock 12" wide.



Key buying points

• Choose the right type.

Here's a discussion of the three types of miter saws listed in the chart right:

Angle-only miter saws. Usually costing less than \$200, these saws work like an old-fashioned miter-box except that a motorized circular blade, mounted to a rotating turntable, does the cutting. You can cut miters up to 45° to the left or right.

Compound miter saws work just like the angle-only versions, except that the motor/blade assembly also tilts left up to 45° for compound cuts. In our tests, these versions tended to cut with less accuracy and smoothness than the angle-only versions.

Sliding-compound miter saws, like the one above have motor/blade assemblies that slide forward and backward for wide crosscuts (up to 12" on most models). These have sturdier tilt mechanisms than the compound miter saws, and yield cuts comparable in quality to those achieved with angle-only miter saws.

Note: For examples of angle-only and compound miter saws, see our reviews of two such products on pages 39 and 42.

• **Cutting capacity.** The saws in the chart have blade sizes ranging from 6½" to 15", with 10" versions being the most popular. That's because 10" blades deliver enough capacity for most wood-

workers, and you will find the greatest variety of blades in the 10" size.

We asked manufacturers to supply us with the cutting capacities of their miter saws as shown in the chart right. Keep in mind that for many of the listed saws, these capacities reflect maximum cutting dimensions, not necessarily the thickness and width of the largest workpiece that the machine will handle. For example, the Milwaukee 6490 will make crosscuts up to 3½" deep, and as wide as 5½", but it will not crosscut a 3½"-thick, 5½"-wide workpiece.

• Blades and blade changing.

Most miter saws come with steel blades capable only of rough cuts. Our advice: replace this blade with a carbide-tipped one with 60 teeth. Otherwise, you won't realize the potential of the machine.

For optimum control with sliding-compound miter saws, choose a blade with 5° negative hook. These blades cut less aggressively and tend to push the workpiece against the table and fence.

Before making a purchase, check how easily you can change the miter saw's blade. Some models have arbor nuts obstructed by hard-to-remove blade guards. Spindle locks help make for easy blade changes on some models.

The following miter saws have earned favorable ratings in previous issues of WOOD® magazine. *Angle-only:* all Hitachi models, Delta 34-080, and the Ryobi TS254. *Compound models:* Sears 23468 and Ryobi TS200. *Sliding-compound versions:* Hitachi C8FB, Sears 23488, and Makita LS1011. ♣

CROSS-CUTTING SPECIALISTS: 26 MITERSAWS


MANUFACTURER	MODEL	BLADE SIZE (INCHES)	CAPACITY (1)					AMPS	MOTOR		BASE MATERIALS (3)			ACCESSORIES (4)		HANDLE TYPE (5)	WARRANTY (6)	WEIGHT (POUNDS)	COUNTRY OF ASSEMBLY (7)	LIST PRICE	SELLING PRICE (8)
			CROSSCUT	45° MITER	45° BEVEL	COMPOUND 45° MITER 45° BEVEL	SPINDLE LOCK (Y, N)		DRIVE (2)	FRAME	TURNTABLE	STANDARD	OPTIONAL								
SLIDING-COMPOUND MITERSAWS	AEG	SKS 300	10	2 1/16 x 11 25/32	2 1/8 x 8 5/16	2 1/8 x 11 25/32	2 1/8 x 8 5/16	9.5	Y	D	A	A	-	DH, LG, LS, QC, WT	H	1 yr.	46.3	G	\$999	\$700	
	DELTA	Sawbuck 33-055	8	2 3/4 x 16	1 3/4 x 12	1 3/4 x 16	1 3/4 x 12	15	Y	G	P	P	-	-	D	2 yrs.	78	U	736	600	
		Sidekick 33-060	6 1/2	1 3/4 x 12	1 3/4 x 9 1/2	1 5/8 x 12	1 5/8 x 9 1/2	12	Y	G	A	A	-	SC, LG	D	2 yrs.	42	T	499	375	
	HITACHI	C8FB	8 1/2	2 9/16 x 12	2 9/16 x 8 5/8	1 25/32 x 12	1 25/32 x 8 21/32	9.5	Y	G	A	A	DB	LG, SC, SG	D	1 yr.	37.4	J	946	450	
	MAKITA	LS1011	10	2 5/16 x 12	2 5/16 x 8 5/8	1 9/16 x 12	1 9/16 x 8 5/8	12	Y	G	A	A	DB, SC	SG	D	1 yr.	34.8	J	901	450	
	RYOBI	TSS220	8 1/2	2 9/16 x 12	2 9/16 x 8 5/8	1 25/32 x 12	1 25/32 x 8 5/8	10	Y	G	A	A	DB	WT, SC, SG	D	1 yr.	44	U	966	525	
	SEARS	23488	8 1/4	2 1/2 x 12	2 1/2 x 8 5/8	1 3/4 x 12	1 3/4 x 8 5/8	10	Y	G	CI	A	SC	DB	D	1 yr.	70	T	-	449	
COMPOUND MITERSAWS	DELTA	36-040	8 1/4	2 1/8 x 5 1/8	2 1/8 x 3 1/2	1 1/2 x 5 1/8	1 1/2 x 3 1/2	9	Y	G	A	A	DB	-	D	2 yrs.	15.75	T	186	170	
		36-220	10	2 3/4 x 5 1/8	2 3/4 x 3 1/2	1 3/4 x 5 1/8	1 3/4 x 3 1/2	15	Y	G	CI	A	DB, SC, SG	-	D	2 yrs.	60	T	309	245	
	DEWALT	DW705	12	2 1/2 x 7 7/8	2 1/2 x 5 1/2	1 3/4 x 3 7/8	1 3/4 x 5 7/8	13	Y	G	A	A	-	DB, LG, QC	H	1 yr.	38	U	658	365	
	RYOBI	TS200	10	3 5/16 x 5 3/4	3 5/16 x 4 3/4	2 1/16 x 4 3/4	2 1/16 x 4 3/16	12.5	Y	G	CI	CI	DB, SC, SG	WT	C	1 yr.	52	T	486	259	
	SEARS	23468	8 1/4	2 1/16 x 5 1/2	2 1/16 x 3 3/4	1 1/2 x 5 1/2	1 1/2 x 3 3/4	9	N	G	CI	CI	-	DB	C	1 yr.	37.5	T	-	150	
		23460	10	2 5/8 x 5 3/4	2 5/8 x 4 1/4	1 7/8 x 5 3/4	1 7/8 x 4 1/4	15	Y	G	CI	CI	DB	CC, LS, SC, SG	C	1 yr.	60	T	-	250	
ANGLE-ONLY MITERSAWS	BLACK & DECKER	1701	10	3 1/8 x 4 3/4	3 1/8 x 3 3/8	-	-	10	N	G	A	A	DB	-	D	2 yrs.	28	U	306	169	
	DELTA	36-090	10	2 1/2 x 5 1/2	2 1/2 x 3 7/8	-	-	12	Y	B	A	A	DB	SC, SG	D	2 yrs.	30	T	293	225	
		34-080	10	2 1/2 x 5 3/4	2 3/8 x 4	-	-	13	N	B	CI	A	-	DB	D	2 yrs.	55	T	265	210	
	DEWALT	DW704	12	2 1/2 x 7 7/8	2 1/2 x 5 1/2	-	-	13	Y	G	A	A	-	DB, LG, QC	H	1 yr.	38	U	560	300	
	HITACHI	C10FA	10	3 1/8 x 4 5/8	3 1/8 x 3 1/8	-	-	15	Y	G	A	A	DB, SC, SG	LG	C	1 yr.	44	J	581	275	
		C12FA	12	3 3/4 x 5 5/8	3 3/4 x 3 5/16	-	-	15	Y	G	A	A	DB, SC, SG	LG	C	1 yr.	40	J	630	305	
		C15FB	15	4 3/4 x 7 9/32	4 3/4 x 5 5/32	-	-	15	Y	G	A	A	DB, SC, SG	LG	C	1 yr.	55	J	812	375	
	MAKITA	LS1020	10	3 1/2 x 3 1/2	3 1/2 x 2 1/2	-	-	12	Y	G	CI	CI	DB, SC	SG	C	1 yr.	40	J	600	310	
		LS1030	10	2 3/4 x 4 5/16	2 3/4 x 3 1/2	-	-	12	Y	G	A	A	DB, SC	SG	C	1 yr.	23.3	U	428	260	
	MILWAUKEE	6490	10	3 1/2 x 5 5/16	3 1/2 x 3 7/8	-	-	15	Y	D	A	A	DB, SC, SG	-	C	*	31.5	U	440	275	
	RYOBI	TS254	10	3 9/16 x 5 9/16	3 9/16 x 3 7/8	-	-	12.5	Y	G	A	A	-	DB, LG, SC, SG, WT	C	1 yr.	33.5	U	397	200	
		TS380	15	4 9/16 x 7 1/4	4 9/16 x 5 7/16	-	-	15	Y	G	A	A	DB	LG, SC, SG	C	1 yr.	50.6	J	793	470	
	SKIL	3810	10	3 1/2 x 4 1/4	3 1/2 x 3 1/2	-	-	15	Y	G	CI	CI	DB	SC, SG	C	1 yr.	51	T	358	210	

NOTES:


- | | | | | |
|----------------------------|----------------------------|-----------------------------|---|--|
| 1. Height x width (inches) | 4. (CC) Carrying case | (LS) Length stop | 5. (C) Chop-style | 7. (G) Germany |
| 2. (B) Belt | (DB) Dust bag | (QC) Quick-action clamps | (D) D-handle | (J) Japan |
| (D) Direct | (DH) Dust hose | (SC) Screw clamps | (H) Horizontal D-handle | (T) Taiwan |
| (G) Gear | (FL) Folding legs | (SG) Short extension guides | 6. * Unlimited warranty against defects in workmanship and materials. | (U) United States |
| 3. (A) Aluminum | (LG) Long extension guides | (WT) Worktable | | 8. Selling prices based on advertisements, catalogs, and dealer inquiries at time of article's production. |
| (C) Cast iron | | | | |
| (P) Plastic | | | | |



STATIONARY BELT SANDERS



Sears 22594

 [Print this article](#)

No matter what your needs might be, there's a stationary belt sander designed to help give you better results. You can choose from tiny strip sanders that fit under one arm to wood-devouring behemoths weighing several hundred pounds.



Key buying points

• **Belt size.** As you can see in the chart *right*, the belts on these machines vary from 1" wide and 30" long to 6" wide and 89" long. The machines with 1"-wide belts (referred to as strip sanders), typically fit on a benchtop. The abrasive strip runs vertically, and comes in handy for metal sharpening, sanding into

tight areas, and other light tasks.

Most of the machines with 4×36" belts are also benchtop units, with the belt running horizontally. These machines perform a wide variety of tasks, but they don't have the power necessary for heavy stock removal.

Probably the most popular size for woodworkers, sanders with 6×48" belts have enough muscle

to quickly remove large amounts of stock. Typically, the belt and its supporting platen operate in both vertical or horizontal positions.

For the most part, you'll find belts longer than 48" on edge sanders. With these, the belt is positioned so it faces you and runs horizontally as you stand in front of the machine. A large table allows you to sand the edges of sizeable workpieces.

• **Disc size.** Most stationary belt sanders have sanding discs alongside the belt, but a few do not (see chart). You'll find discs handy for touchup work on small objects, or anytime you need to sand a perfectly flat surface, such as a miter. Generally, discs range in diameter from 5" to 12". Keep in mind when choosing a model that you can only use about half of the diameter of a disc. So, with a 12" disc you can sand edges up to 6" long.

• **Belt adjustments.** If you have a chance to personally inspect a model before making a purchase, check how much effort it takes to change belts. With some machines, you need only flip a tension-release lever. Others require you to use handtools to loosen various bolts or screws.

If you can turn the unit on, check the difficulty of making tracking adjustments. Once set, the belt should track true time after time.

• **Dust collection.** These machines throw off *a lot* of dust, so we consider dust-collection a mandatory feature. If you buy a machine without dust-collection, you may find yourself fashioning a collection port from sheet metal, plywood, or PVC pipe. ♣

EXPERTS AT ABRASION: 34 STATIONARY BELT SANDERS

MANUFACTURER	MODEL	BELT SIZE (WIDTH X LENGTH, INCHES)	DISC SIZE (DIAMETER IN INCHES)	TYPE (1)	MOTOR			FEET PER MINUTE (BELT)	BELT ADJUSTMENTS				TABLE MATERIAL		WARRANTY		WEIGHT (POUNDS)	COUNTRY OF ASSEMBLY	LIST PRICE	SELLING PRICE (8)		
					CONTINUOUS HORSEPOWER	VOLTS	TYPE (3)		TRACKING (4)	REMOVAL (5)	LOCKING TENSION RELEASE (Y, N)	PLATEN MATERIAL (6)	BELT (6)	DISC (6)	DUST COLLECTION (Y, N)	SANDER					MOTOR	
AMT	4150	1 x 42	8	S	MOTOR NOT INCLUDED (2)			3150	K	B/G	N	S	S	A	N	10 yrs.	1 yr.	45	T	\$ 110	\$ 88	
BELSAW	MC-15G	1 x 30	None	S	3450	1/6	115	T	3000	K	K/G	N	S	A	None	Y	1 yr.	90 days	12	T	99	80
	MC-4/6BD	4 x 36	6	V/H	1720	1/3	115	T	2200	K	L	Y	S	A	A	N	1 yr.	90 days	20	T	149	139
	MC-6/9BD	6 x 48	9	V/H	1720	3/4	115/230	T	2100	K	K	N	S	A	A	N	1 yr.	90 days	130	T	420	299
	MC-6ES	6 x 89	None	E/H	3600	2	110/220	T	3900	K	K/G	Y	S	Cl	None	Y	1 yr.	90 days	231	T	789	669
DELTA	31-050	1 x 30	None	S	3450	1/5	110	T	3150	K	K/G	N	S	A	None	Y	2 yrs.	2 yrs.	13	T	104	85
	31-460	4 x 36	6	H	3450	1/3	110	T	2000	K	S/G	Y	S	A	A	Y	2 yrs.	2 yrs.	42	T	198	140
	31-770	6 x 48	12	V/H	3450	1 1/2	110/220	O	1971	K	S/G	Y	Cl	Cl	Cl	Y	2 yrs.	2 yrs.	250	U	815	N/A
	31-730* 52-611	6 x 48	12	V/H	3450	1 1/2	110/220	T	3030	K	K/G	Y	Cl	Cl	Cl	Y	2 yrs.	2 yrs.	288	U	1,490	1,250
DREMEL	1731	1 x 30	5	S/V	3450	1/6	120	T	3150	K	K/G	N	S	S	S	Y	1 yr.	1 yr.	15	T	185.50	129
ENLON	ENSN130	1 x 30	None	S	3450	1/6	110	T	3150	K	S/G	N	S	A	None	Y	90 days	1 yr.	14	T	-	60
	ENSN18	1 x 42	8	S	1720	1/2	110/220	T	3000	K	S/G	N	S	S	A	N	90 days	1 yr.	52	T	-	108
	ENSN46	4 x 36	6	V/H	3450	1/3	110	T	2000	K	S/G	Y	S	A	A	Y	90 days	1 yr.	48	T	-	115
	ENSN69	6 x 48	9	V/H	3450	3/4	110/220	T	2100	K	K/S	N	Cl	A	A	N	90 days	1 yr.	110	T	-	185
GRIZZLY	G1014	6 x 48	9	V/H	1720	3/4	110/220	T	2323	K	L	Y	Cl	Cl	Cl	N	3 mos.	1 yr.	125	T	-	195
	G1072	6 x 48	None	E	1720	3/4	110/220	T	2300	K	L	Y	Cl	Cl	None	Y	3 mos.	1 yr.	132	T	-	225
	G1183	6 x 48	12	V/H	3450	1	110	TE	5000	K	L/G	N	Cl	Cl	Cl	N	3 mos.	1 yr.	160	T	-	425
	G1531	6 x 80	None	E	1720	1 1/2	110/220	T	2000	K	L/G	Y	Cl	Cl	None	Y	3 mos.	1 yr.	300	T	-	425
JET	JSG-96	6 x 48	9	V/H	1720	3/4	110	T	1525	B	S/G	N	Cl	Cl	Cl	Y	1 yr.	1 yr.	119	T	428	340
	JSG-6	6 x 48	12	V/H	1720	1 1/2	110/220	T	2500	K	S/G	Y	Cl	Cl	Cl	Y	1 yr.	1 yr.	150	T	756	595
PENN STATE	S48	4 x 36	8	H	1720	1/3	110	T	1145	K	L	Y	S	A	A	Y	1 yr.	1 yr.	40	T	-	110
	X69B	6 x 48	9	V/H	1720	3/4	110	T	1290	B	L	Y	Cl	A	A	Y	1 yr.	1 yr.	110	T	-	240
POWERMATIC	83	6 x 48	10	V/H	3450	3/4	110/220	T	5000	K	K/G	Y	S	Cl	Cl	Y	1 yr.	1 yr.	120	T	560	450
	13	6 x 89	None	E	1725	1 1/2	110/220	T	3600	K	K/G	Y	S	Cl	None	Y	1 yr.	1 yr.	245	T	815	640
	30 B	6 x 48	12	V/H	1800	1 1/2	110/220	T	2850	K	K/G	Y	Cl	Cl	Cl	Y	1 yr.	1 yr.	315	U	1,507	1,200
SEARS	22643	4 x 36	6	H	3200	1/3	110	O	2000	K	L	Y	NA	S	A	Y	1 yr.	1 yr.	44	T	-	120
	22632	1 x 42	8	S	1725	1/3	110	T	3000	S	L/G	Y	S	Cl	A	N	1 yr.	1 yr.	57	T	-	190
	22594	6 x 48	9	V/H	3450	3/4	110	O	2700	K	L/G	Y	NA	Cl	A	Y	1 yr.	1 yr.	133	T	-	400
SHOPSMITH	555355 & 505993	6 x 48	None	V/H	1725	1/2	110	O	3300, 4970	K	K	Y	S	Cl	None	Y	1 yr.	1 yr.	80	U	554	499
	555309 & 555370	1 x 42	None	S	1725	1/2	110	O	2836, 4262, 5688	K	K/G	N	S	A	None	Y	1 yr.	1 yr.	60	U	404	359
SKIL	3370	4 x 36	6	H	3450	1/3	110	O	2000	K	S/G	N	S	A	A	Y	2 yrs.	2 yrs.	42	T	190	140
WOODTEK	816-847	1 x 30	None	S	3450	1/6	115	T	3150	K	K/G	N	A	A	A	Y	1 yr.	1 yr.	143	T	-	70
	829-792	4 x 36	6	H	3450	1/3	115	T	2000	K	L	Y	S	S	A	N	1 yr.	1 yr.	42	T	-	109
	814-253	6 x 48	9	V/H	1800	3/4	110/220	T	2100	K	L	N	Cl	Cl	A	N	1 yr.	1 yr.	N/A	T	-	269


NOTES: * 31-730 is the sanding machine; 52-611 is the steel stand, including motor.

- (E) Edge (H) Horizontal (S) Strip (V) Vertical
- Several motors available

- (T) Totally enclosed-fan cooled (O) Open-drip proof (TE) Totally enclosed
- (B) Bolt-controlled (K) Knob-controlled (S) Screw-controlled

- Parts that you'll have to remove or manipulate in order to remove belt:
(B) Bolts (G) Belt guard (K) Knob (L) Lever (S) Screws
- (A) Aluminum (Cl) Cast iron (S) Steel

- (T) Taiwan (U) United States
- Selling prices based on advertisements, catalogs, and dealer inquiries at time of article's production.



AGELESS URN

Classic
beauty in
a staved
turning

When *WOOD*® magazine Art Director Lee Gatzke starts cutting staves for one of his segmented turnings, you can bet the resulting vessel will be something special. Lee's latest project, this graceful Grecian urn in ash, cherry, and walnut, is no exception. Here's how to turn one just like it.

We used the following tools and supplies:

Stock

See the Bill of Materials

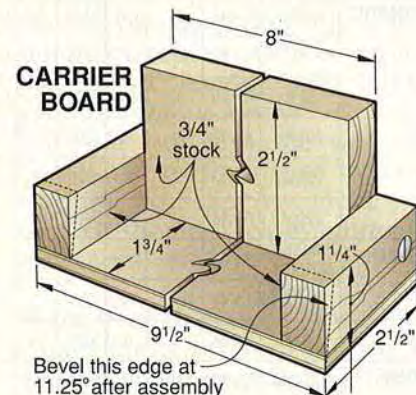
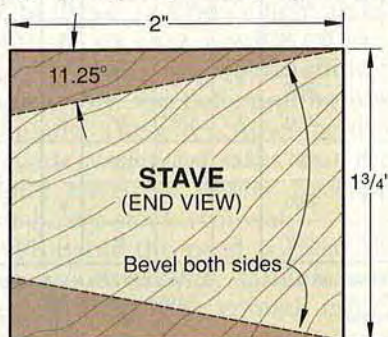
Lathe tools

4" or 6" faceplates (You'll need two)
3/4" and 1/2" bowl gouges
3/4" round-nose scraper
3/4" square-end scraper
Parting tool

Lathe speeds

Roughing: 500-800 rpm
Finishing and sanding:
1,200-1,500 rpm

Cut 16 blanks and four pieces of scrapwood to the dimensions shown for parts A in the Bill of Materials. Set the scrapwood pieces aside for now. Bevel each blank on both sides to form the body staves (see



the Stave End View drawing, left). To perform the operation safely and accurately, construct the carrier board shown above.

Tilt your tablesaw's blade toward the rip fence, $11\frac{1}{4}^\circ$ from vertical or $78\frac{3}{4}^\circ$ from the table. (We used an adjustable triangle from an art-supply store to set the blade. We then made several cuts on scrapwood and gauged the angles to confirm the setting.)

Adjust the saw's rip fence to give a $1\frac{3}{4}$ " cutting width where shown on the top surface of the carrier board base. (Don't set the fence by measuring from it to the blade on the saw table. To allow for the thickness of the carrier board back and the thickness of the board base, make your measurement on the carrier board itself.) Trim off the edge of the carrier board with the saw.

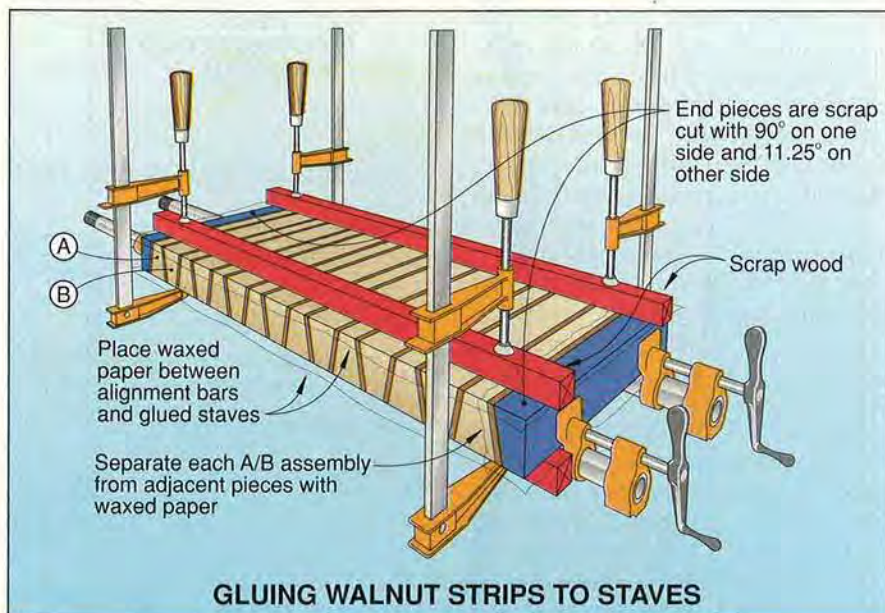
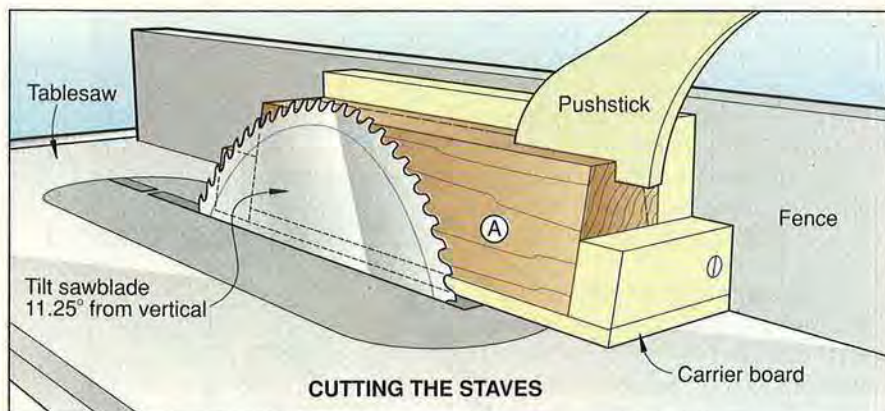
Bevel each side of each blank, placing the stock into the jig with the same edge down for each cut. This maintains the full $1\frac{3}{4}$ " thickness on one edge, which will be the outside of the staved cylinder. (See the Cutting the Staves drawing, *top right*). Bevel one side on each of the four scrapwood pieces for use later.

Dry-clamp the staves to form a cylinder, using a band clamp. The joints should fit tightly; correct any gaps by sanding with a stationary belt or disc sander. Number the staves, and mark the top of each to enable later reassembly in the same order.

Walnut slices spice it up

Measure the width of a stave's sloped side. With the blade still tilted, rip $\frac{1}{8}$ "-thick walnut stock to that width for parts B. To do this, saw one edge, and then flip the stock to place the opposite face down as you saw the other edge. This way, you'll make the bevels parallel. Crosscut the 16 body accents (B) from the beveled stock.

Glue one accent (B) to the right side (looking at the widest edge) of each stave, using the following procedure for clamping the beveled pieces. Assemble the parts in two groups of eight with



pipe clamps. Arrange the bevels alternately up and down, and separate each A-B set from adjoining ones with waxed paper.

Fit one of the beveled scrapwood pieces (shown *above* in blue) at each end to provide a clamping surface. Close the clamp lightly to hold the parts and scrapwood packing in position. But don't tighten the clamps yet or the tapered staves will squirt out as you apply pressure.

To keep the pieces aligned, clamp scrapwood bars (shown *above* in red) perpendicular to the joints. (Be sure to put waxed paper between these bars and the glued-up pieces, too.) Then, tighten the pipe clamps firmly.

It's body-building time

When the glue dries, dry-assemble the urn body for a final check of the joints. Then, glue the body segments together. Wrap the glue-up with waxed paper, and clamp tightly with strap clamps around the top and bottom.

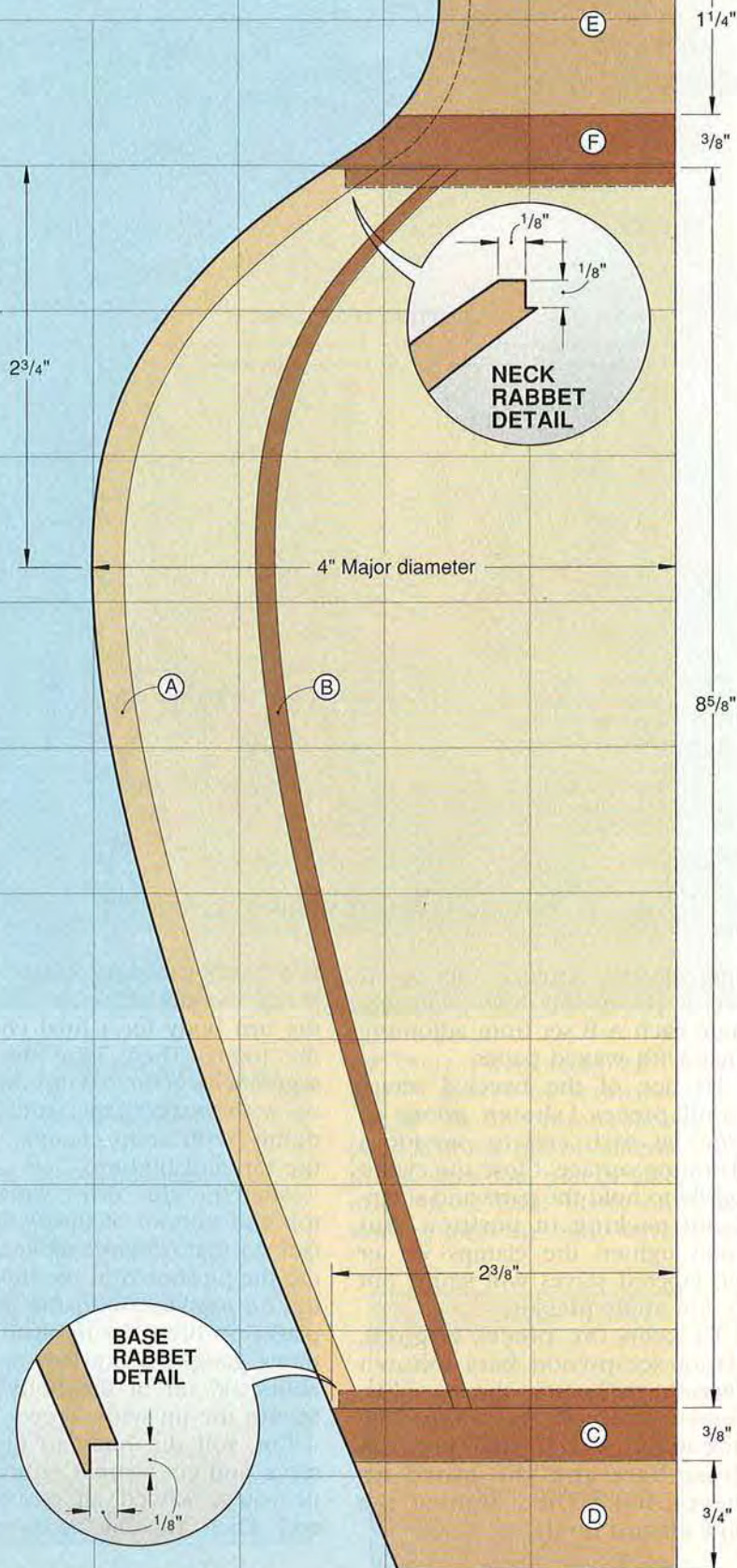
After the glue dries, square the top and bottom of the body. You can do that on your tablesaw, using the jig shown in the *top* drawing on page 63. With the body in place, position the jig against the miter gauge so the saw will cut about $\frac{1}{8}$ " off of the body's end. Secure the jig with screws.

Cut, roll the body to the next stave, and cut again. Continue until you've sawed all around the end. Then, flip the body end-for-

AGELESS URN

HALF PATTERN

To enlarge on photocopier
enlarge at 120%



Each square=1"

end, place a piece of $\frac{1}{8}$ "-thick hardboard between the just-trimmed end and the back wall of the jig, and repeat the operation.

Next, center and glue the body on a $\frac{3}{4}$ "-thick auxiliary faceplate for turning. (We attached the auxiliary faceplate to a 6"-diameter faceplate.) Mount on the lathe.

Start turning the body

With a $\frac{1}{2}$ " bowl gouge, round the body to 8" diameter. Draw a line around the turning $2\frac{3}{4}$ " from the top (the headstock end) to mark the major diameter. Establish the $4\frac{1}{2}$ " bottom diameter. Now, form a curved taper from the major-diameter line to the bottom. (To check your work, cut a cardboard template of the half-pattern.)

Next, shape the inside of the urn. With the bowl gouge, clean out the interior as far as you can reach, preferably about halfway into the urn. Turn to a uniform wall thickness of $\frac{3}{16}$ – $\frac{1}{4}$ ". (See Stage One of the Body Turning drawing, *opposite page*.)

Square off the bottom of the body with a square-end scraper. Then, with the parting tool, cut straight in to form the $\frac{1}{8}$ "-deep rabbet for the base. (See the Base Rabbet Detail, *left*).

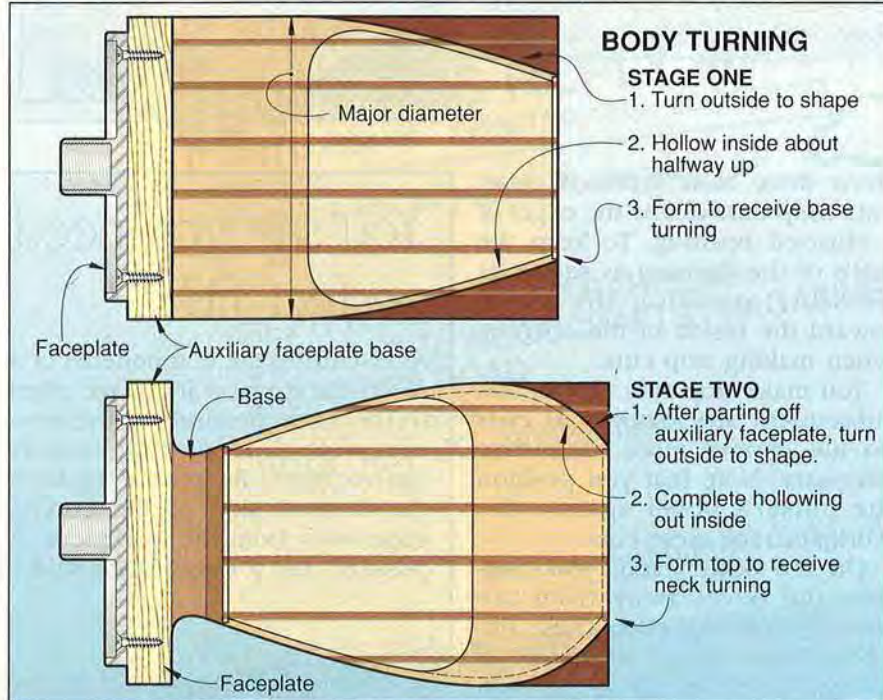
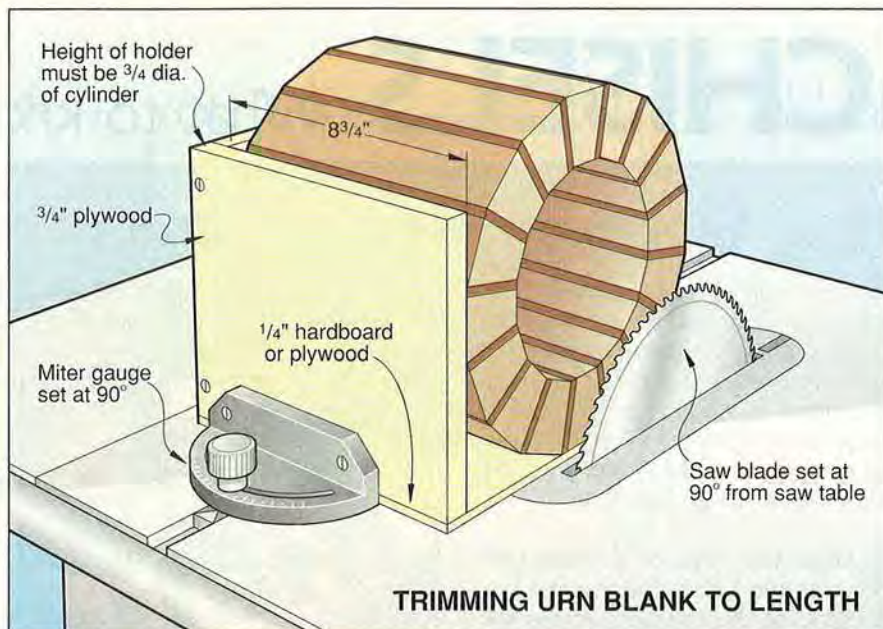
Dismount the faceplate assembly and turning from the lathe. Detach the metal faceplate from the auxiliary faceplate.

Bill of Materials

Part	Finished Size			Mtrl.	Qty.
	T	W	L		
A body staves	$1\frac{3}{4}$ "	2"	$8\frac{7}{8}$ "	A	16
B* body accents	$\frac{1}{8}$ "	$2\frac{1}{16}$ "	$8\frac{7}{8}$ "	W	16
C base	$1\frac{1}{2}$ "	5" diameter		C	1
D base accent	$\frac{1}{2}$ "	5" diameter		W	1
E neck	$1\frac{1}{2}$ "	5 $\frac{1}{2}$ " diameter		C	1
F neck accent	$\frac{1}{2}$ "	5 $\frac{1}{2}$ " diameter		W	1

*Please read the how-to instructions before cutting these parts to width or length.

Materials Key: A-ash, C-cherry, W-walnut



Get to the bottom of it

Mount the faceplate, with a new $\frac{3}{4}$ "-thick auxiliary faceplate, on the lathe. Scribe a centered 5"-diameter circle on the face.

Bandsaw parts C and D, and glue them inside the scribed circle. Glue the thicker piece, part C, directly to the auxiliary faceplate.

Round the base assembly (C and D) to about $4\frac{3}{4}$ " diameter. With the parting tool, form a rab-

bet on the tailstock end to mate with the one in the bottom of the urn body. Then, apply glue to the joint and assemble the body and base. Slide the lathe's tailstock up to clamp the pieces until dry.

With the tailstock in position for support, part off the auxiliary faceplate on top of the urn. Turn the top of the body to shape on the outside. Then, complete turning the inside (see Stage Two of

the Body Turning drawing). Sand the inside to 220 grit.

True the top edge. Then, cutting straight in from the end with a parting tool, form a $4\frac{1}{2}$ "-diameter opening in the top of the urn to receive the neck assembly. (See the Neck Opening Detail.)

You're up to your neck

Turn the neck assembly on a 6"-diameter, $1\frac{1}{2}$ "-thick auxiliary faceplate. Scribe a $5\frac{1}{2}$ "-diameter circle centered on the faceplate. Bandsaw parts E and F, and glue them inside the circle, with part E against the auxiliary faceplate.

Round the neck assembly to $5\frac{1}{4}$ " diameter. Using the bowl gouge, bore the $2\frac{1}{2}$ "-diameter neck opening all the way through both parts.

Turn the neck to rough shape, leaving the diameter of the walnut layer slightly larger than the diameter of the body top. Form a rabbet on the neck corresponding to the opening in the top of the body. Check the fit as you work.

Dismount the faceplate, and detach the auxiliary faceplate with the neck attached. Mount the faceplate that has the urn body attached onto the lathe headstock. Apply woodworker's glue around the neck joint, and assemble the body and neck. Clamp with the lathe tailstock, and let dry.

You've urned success!

With the neck end supported by the tailstock, finish-turn the outside surface of the urn. Part off the auxiliary faceplate on top of the neck, and finish-turn the rim and inside of the neck.

Sand the completed turning with progressively finer grits from 100 to 320. Apply a clear finish (we used spray lacquer). When dry, buff and wax. Then, carefully part the urn from the auxiliary faceplate. Sand the bottom, sign your name, and finish to match the rest of the urn. ♣

Project Design: Lee Gatzke
Illustrations: Kim Downing
Photograph: John Hetherington

BENCH CHISELS

What to know

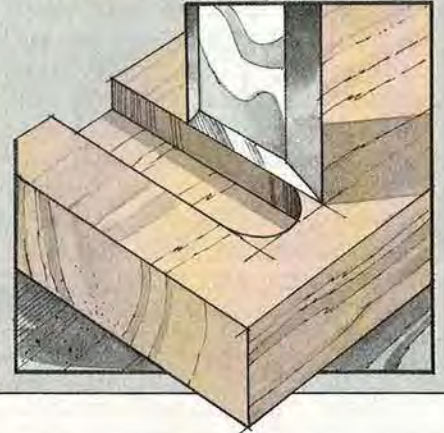
For centuries, woodworkers have depended on a sturdy set of bench chisels to get their work done—and with good reason. Primarily, chisels help you square up mortises, dados, and rabbets, but you'll also find them handy most any time you need to shave off a little wood or glue. In this article, we'll show you a few chiseling basics, and then share the ways we put chisels to work in the **WOOD**® magazine shop.

How to square rounded corners

Power tools such as routers help you remove most of the material from a stopped dado, mortise, or rabbeted opening. Many times, you need to square the corners of these cuts with a chisel in order for the mating workpiece to fit. Here's how to go about it:

Align the edge of a wide ($\frac{3}{4}$ " or wider) chisel along the layout line of the cut and across the grain as shown in the illustration *right*. Strike the chisel with a mal-

let so it cuts to a depth of about $\frac{1}{8}$ ". Repeat this step for all of the across-grain stop cuts.



BEVEL BASICS

Before we get down to specific uses for chisels, we'd like to share three general guidelines that we've found essential for chiseling success:

- Buy a good set of chisels. Generally, higher-priced models hold edges longer, stand up better to mallet blows, and feel more comfortable in your hand.
- To work with chisels effectively, you must keep them properly honed. For help in this area, see the article "Hollow-Grind Sharpening" in the June, 1986 issue of **WOOD** magazine.
- No matter what type of work you do, keep in mind the right way to position the chisel's beveled edge. The illustrations *below*

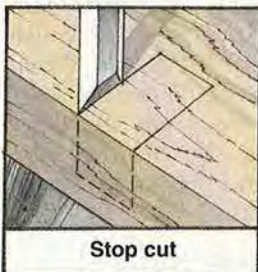
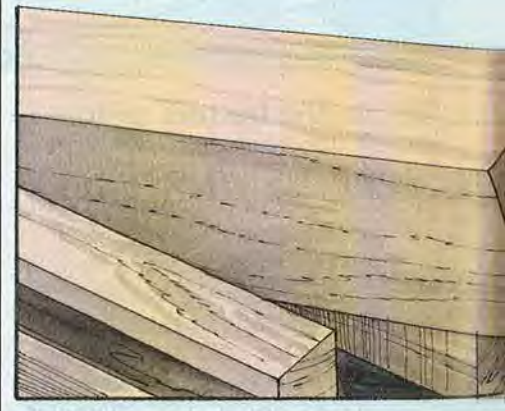
show three basic types of chisel cuts. **Stop cuts** define the edges of a chiseled opening. To keep the walls of the opening as square as possible, position the bevel toward the inside of the opening when making stop cuts.

You make stop cuts first so that subsequent **stock-removal cuts** do not remove more stock than necessary. Note that you position the chisel's bevel against the workpiece for these cuts.

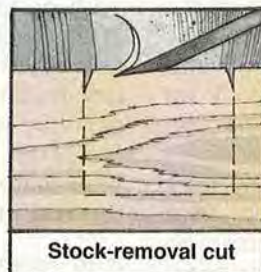
On the other hand, you position the bevel away from the stock for **paring cuts**. These finishing cuts remove small bits of material to clean and square up a surface, such as the wall of a mortise or dado.

You say you need to perfect fit?

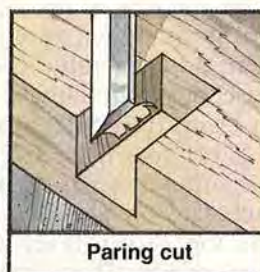
After cutting the components of a mortise-and-tenon joint, we often fit the tenon precisely to the mortise with fine paring cuts as shown *right*. Be careful to keep the beveled side of the cutting edge away from the workpiece. If possible, use a chisel that's wider



Stop cut

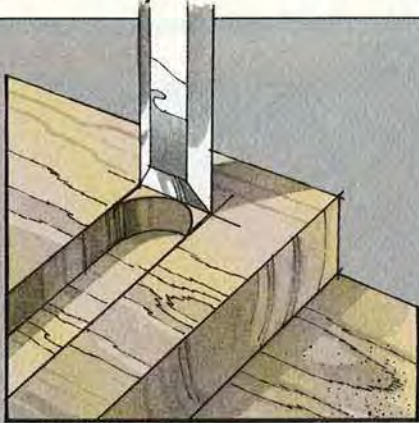


Stock-removal cut



Paring cut

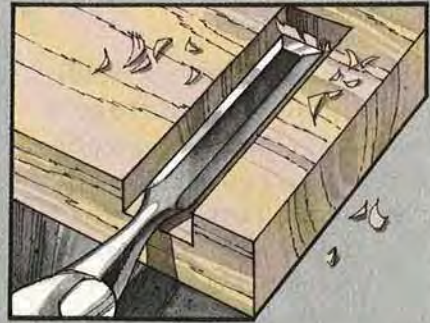
before you take a chip off the old block



2 With a chisel of the same width as the dado or mortise, make a stop cut with the grain as shown above. For rabbeted openings use a $\frac{3}{4}$ "-or-wider chisel.



3 Now, make stock-removal cuts with the grain as shown above. Once you reach the depth of the stop cuts, repeat Steps 1-3 until you remove all of the unwanted material.



4 Clean up the bottom of the dado or rabbeted opening with a paring cut as shown above. *Note: For help in chiseling the opening for a hinge, see the article "The Perfect Hinge Mortise" in the August 1988 issue of WOOD.*

pare tenons for a

than the tenon to help you make a uniform, level cut across the cheek of the tenon.



Tips for putting the squeeze on glue squeeze-out

Sometimes, we forget to remove glue squeeze-out before it hardens. At such times, we can rely on the chisel to rescue us.

1 As shown right, position the chisel edge against the glue squeeze-out as if you were going to make a paring cut. *Make certain that the chisel bevel faces away from the workpiece.* To pop loose the squeeze-out, tap the chisel lightly with the heel of your hand.

2 Remove any remaining bits of squeeze-out on the other side of the joint by positioning the chisel as shown right. *Again, position the bevel away from the workpiece.* Little squeeze-out remains at this point, so carefully and gently tap the chisel. Remove any remaining glue with light scraping or sanding. ♣

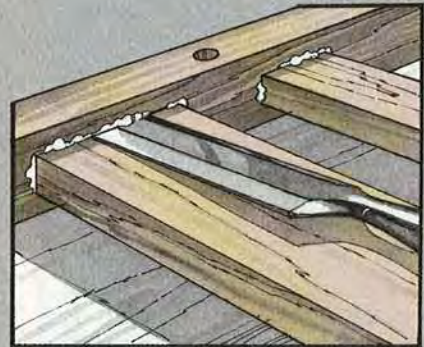


plate of plenty

A CHIP-CARVED THANKSGIVING TREAT

The horn of plenty, a traditional symbol of nature's bounty, sets off this decorative chip-carved plate. Add the graceful rim design of leaves and wheat, and you'll have a carving to display not only at Thanksgiving, but throughout the year.

Tools and supplies

Stock

Wooden plate. (For photography, designer Pam Gresham carved a custom-turned plate. Use any wooden plate with a 7½"-diameter center and a rim about 1¾" wide. Pam recommends the one listed in the Buying Guide.)

Knives

Chip-carving cutting knife
Chip-carving stab knife

Buying guide

Complete kit


Basswood plate with Wayne Barton cutting knife and stab knife, Package No. 15N55, \$43.45 via UPS ground in U.S. (Plate, item no. 50A83, and knives also available individually.) Woodcraft Supply, 210 Wood County Industrial Park, P.O. Box 1686, Parkersburg, WV 26102-1686 or call 800/225-1153.

Book

Basic Chip Carving with Pam Gresham, Schiffer Publishing Co., \$15.95 (Mo. residents, \$16.85) ppd. in the U.S., Ozark Frontier Woodcarvers, P.O. Box 6136, Branson, MO 65616. No telephone orders, please.

Think of chip carving as engraving on wood. It's a matter of cutting away precise chips of wood to create an incised design.

To form the V-groove lines in this design, make two knife cuts. First, incise the pattern line in one direction, holding the cutting knife at a 60–70° angle to the sur-



face. Then, turn the wood and carve in the opposite direction, releasing a wedge-shaped slice.

On tight curves, try this: Carve the outside first, holding the knife straight up. Then, slant the knife to carve the inside of the curve.

Start in the middle

Draw perpendicular centerlines on your plate, forming a cross extending to each edge. Photocopy the full-sized center pattern. Place the *red* centerlines over the plate centerlines, and trace the *black* carving lines onto the plate.

Carve in the numerical sequence shown. This helps achieve the design's effect of stacked fruits and vegetables.

For the wheat tassels, hold the *stab* knife with the handle straight up and the sharp edge toward you. Press the point into the wood near the stalk, and then rock the handle toward you.

A rope border pattern (carve it as a series of curves) makes up

the cornucopia body. At the mouth, work from left to right.

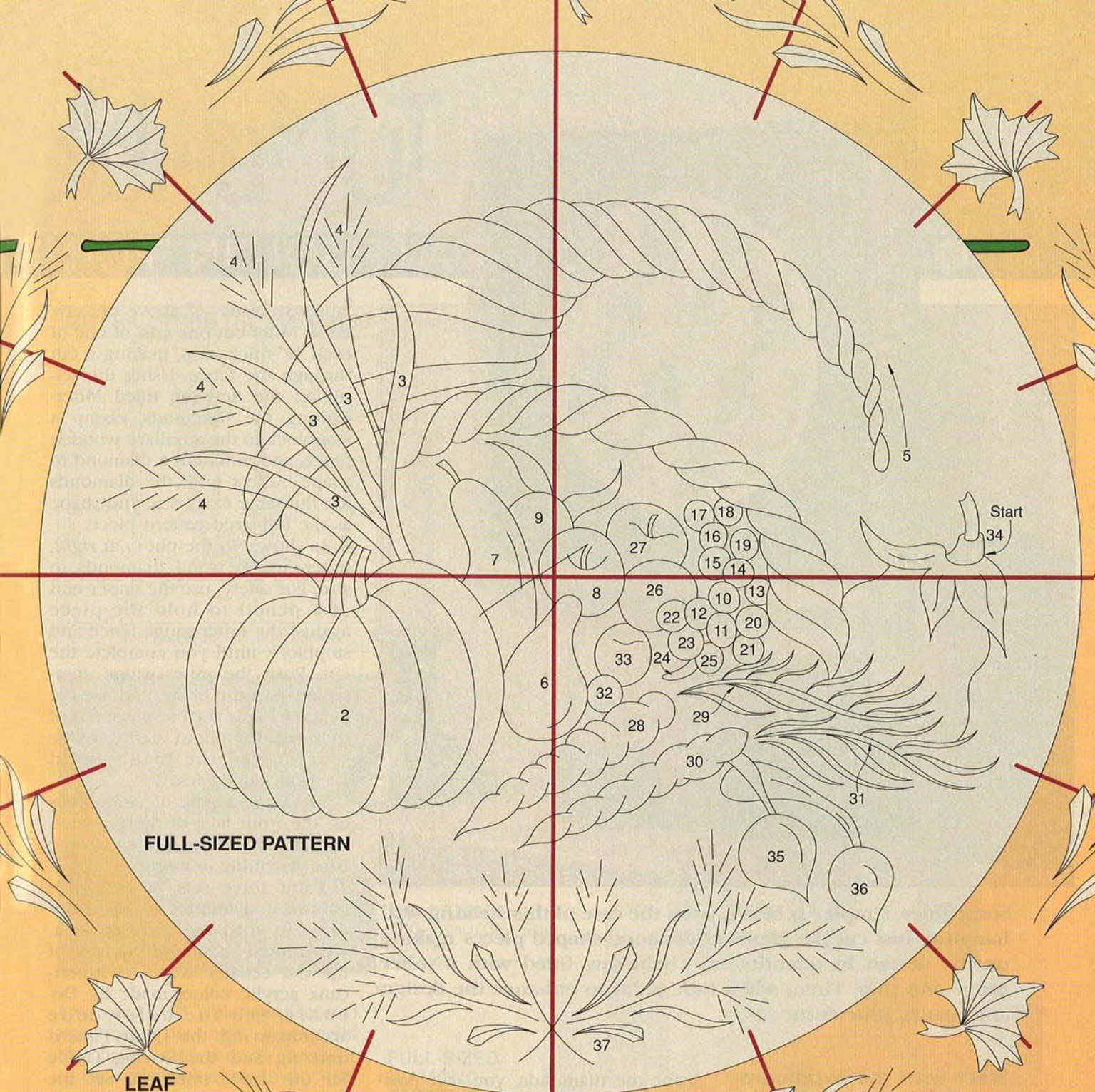
Note that a rib runs along the center of four leaves in the wheat design at the bottom (no. 37). Carve each leaf as two chips, one on each side of the rib (see illustration). In this case, carve beside the pattern line.

Get down to the border

Draw a centered pencil line around the rim. Then, mark the midpoint of each of the quadrants between the plate centerlines. (Eyeballing is close enough.)

Center a maple leaf at each mark and at each centerline, a total of eight leaves around the rim. Note their orientation. Add the wheat stalks between the leaves. Draw lines ⅛" from the outside and inside of the rim.

Carve a series of adjacent chips for the maple leaves, leaving ribs as with the wheat leaves in the center. Work right to left to keep the already carved portion behind



FULL-SIZED PATTERN

LEAF
Right side

WHEAT
Left side

WHEAT
Right side

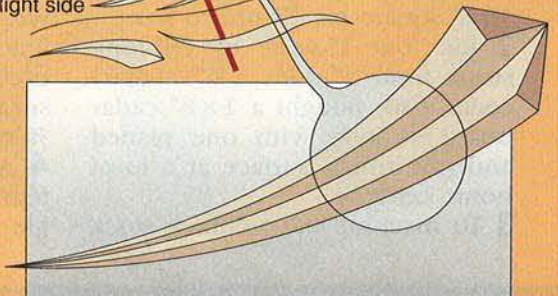
LEAF
Left side,
top, bottom

your hand. (Lefties, work in the opposite direction.)

Carve the triangles midway between each leaf and wheat stalk. Carve the rim lines.

Erase any remaining pattern lines. Stain if desired (Minwax fruitwood stain shown), and spray on polyurethane. 🌿

Project Design: ©Pam Gresham
Illustrations: Kim Downing
Photograph: John Hetherington



TUMBLING

A LESSON IN "PLANES"



Sometimes, simpler is better, as in the case of this striking wall hanging. Just cut the identical diamond-shaped pieces making up the design in quantity on a tablesaw fitted with a miter gauge and stop. Then, add a little paint to enhance the design and match your decor.

Start with the backboard and quilt pieces

1 From $\frac{1}{8}$ " plywood, cut the $10\frac{7}{8}$ "-square backboard to size.

2 Rip four 1"-wide by 24"-long strips from 1"-thick ($\frac{7}{8}$ " actual) cedar. (We bought a 1x8" cedar board 4' long with one planed and one rough surface at a local home center.)

3 To machine the $\frac{3}{8}$ "-thick stock

for the diamonds, you can position your rip fence $\frac{3}{8}$ " from the inside edge of the blade. Then, with the rough surface against the fence, resaw a $\frac{3}{8}$ "-thick strip from each 1"-thick piece. Discard the scrap. You also can plane the $\frac{7}{8}$ "x1" strips to $\frac{3}{8}$ " thick.

4 Attach an auxiliary wooden fence to your miter gauge, and angle it 30° from square. Raise the

tablesaw blade $\frac{1}{2}$ " above the saw table. Miter-cut one end of one of each $\frac{3}{8}$ "-thick strip, making a cut through the fence. Using the setup on the drawing titled Miter-Cutting the Diamonds, clamp a stopblock to the auxiliary wooden fence, and miter-cut a diamond to shape. Adjust until the diamonds are the same exact size and shape as the full-sized pattern piece.

5 As shown in the photo at right, miter-cut 50 wood diamonds to size. For safety, use the eraser end of a pencil to hold the piece against the miter-gauge fence and stopblock until you complete the cut. Push the miter gauge completely past the blade, and use the pencil to slide the cut piece out of the way. For photo clarity, we've removed the blade guard from our tablesaw.

6 Mark a pair of centerlines on the front face of the plywood background where shown on the Base Assembly drawing.

7 Paint three sets of diamonds (fourteen diamonds of each color). (To keep the textured look, we painted the rough surface of the cut cedar.) We used Americana acrylic colors made by DecoArt; see the color code accompanying the Quilt Pattern drawing and the Buying Guide for our color selection. Set the painted diamonds aside to dry.

Add the border strips

1 Cut two pieces of stock to $\frac{3}{8}$ " x $\frac{3}{4}$ " x $10\frac{7}{8}$ " and two to $\frac{3}{8}$ " x $\frac{3}{4}$ " x $10\frac{1}{8}$ " for the border strips. (We used cedar.)

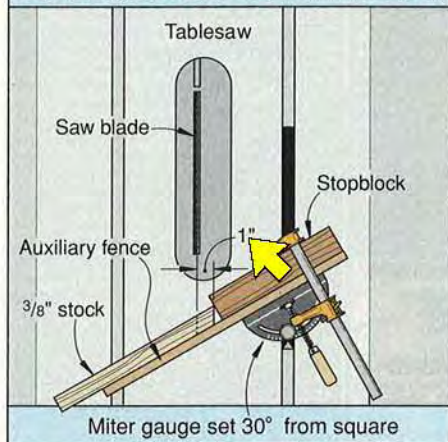
2 To stick the wooden diamonds to the backboard, spread a thin, even coat of ceramic tile adhesive

BLOCK QUILT HANGING

GEOMETRY



MITER-CUTTING THE DIAMONDS

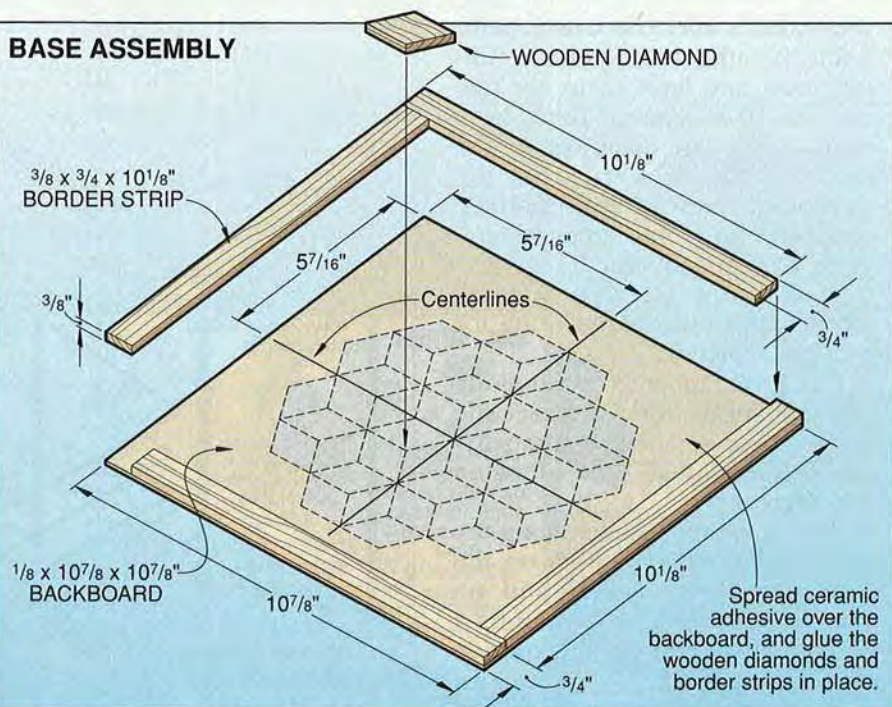


(we used DAP Weldwood brand) onto each diamond. You could also use instant glue on the back of each piece. Starting in the center and working out, position the painted diamonds on the marked centerlines where shown on the Base Assembly drawing. Adhere the border strips in the same manner.

3 Allow the adhesive to dry overnight. Then, apply a clear finish. (We used a light coat of Deft aerosol lacquer.)

Continued

BASE ASSEMBLY



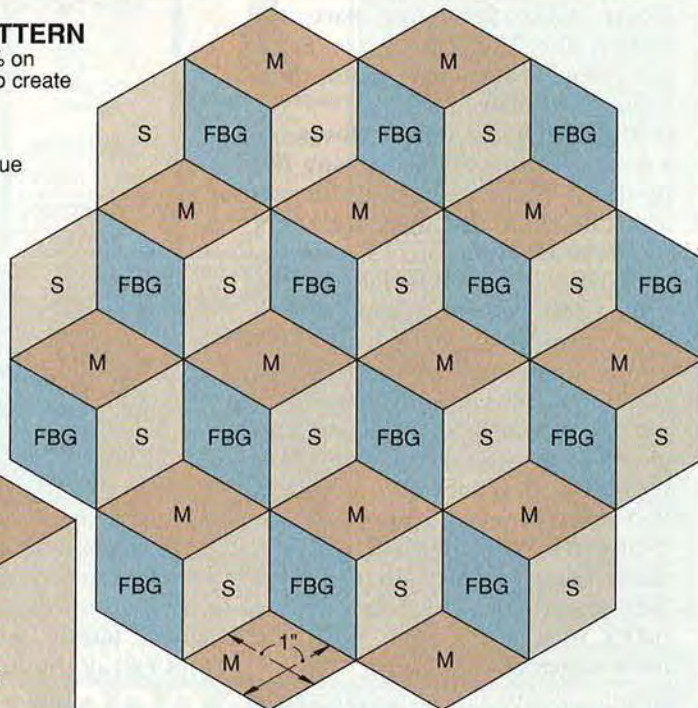
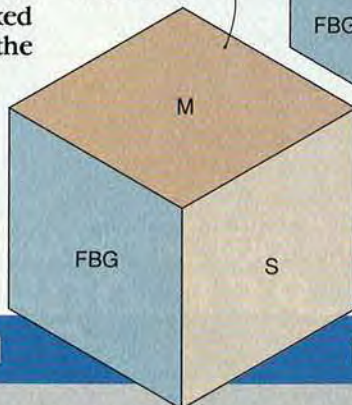
HALF-SIZED PATTERN

Enlarge pattern 200% on photocopy machine to create a full-sized pattern

COLOR CODE

FBG=French Grey-Blue
S=Sand
M=Mocha

FULL-SIZED DIAMOND PATTERN



TUMBLING-BLOCK QUILT HANGING

Now, let's add the oak frame

1 Check with a local picture framing shop, and have them cut two mats to $10\frac{7}{8}$ " square. Then, have him or her cut openings in the pieces to the sizes stated on the Exploded View drawing. Have one piece of single-strength non-glare glass cut to size.

2 Next, cut a piece of $\frac{3}{4}$ "-thick oak to $1\frac{1}{8}$ " wide by 54" long for the frame pieces.

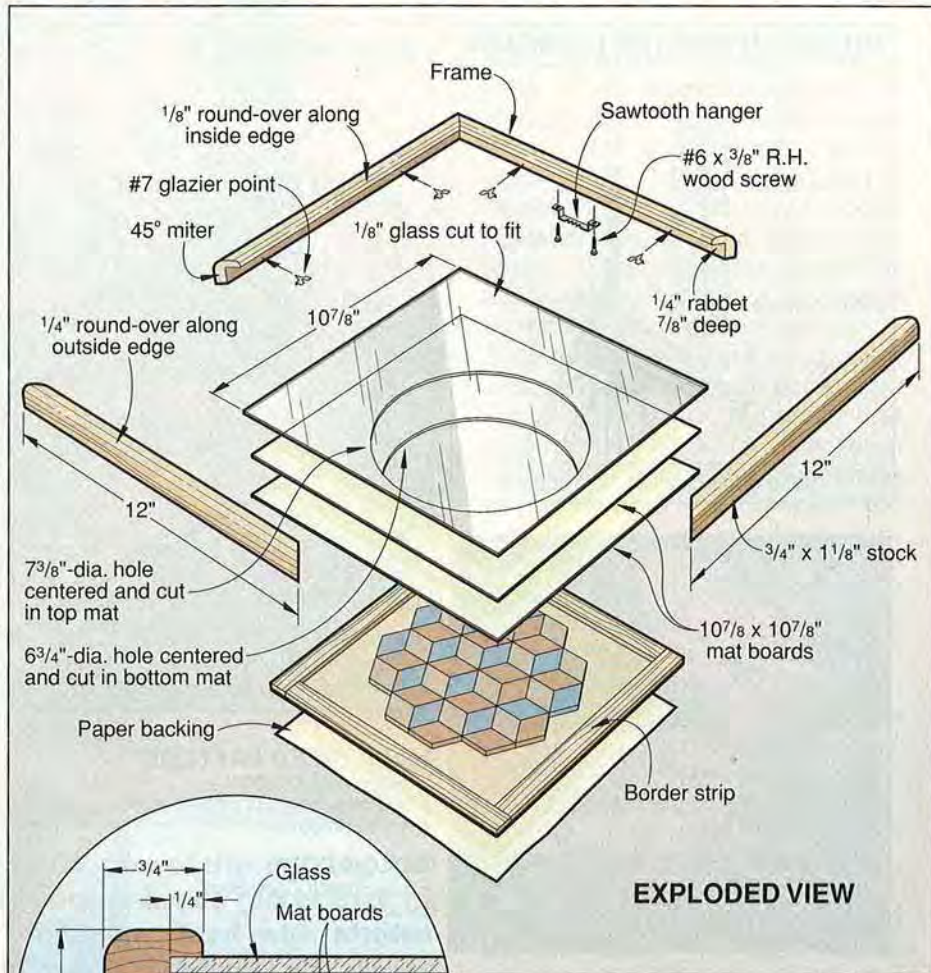
3 Cut a $\frac{1}{4}$ " rabbet $\frac{7}{8}$ " deep along one edge of the long strip. See the Section View detail accompanying the Exploded View drawing for reference.

4 Rout a $\frac{1}{8}$ " round-over along the inside edge where shown on the Exploded View drawing and accompanying detail. Next, rout a $\frac{1}{4}$ " round-over along the outside edge of the stock.

5 Miter-cut the frame pieces to length. Glue the frame parts together, checking for square. Sand the assembled frame smooth, then stain and finish it.

6 With the frame upside down on a towel (to prevent scratching it), fit the glass, mats, and quilt pattern into the frame. Install glazier points to hold the pieces in place.

7 To add a dust cover, spread a thin, even coat of woodworker's glue on the back edge of the oak frame. Dampen a piece of heavy paper (we cut up a brown grocery bag) and apply it to the glued back edge of the frame. Let the paper dry naturally, or use a hair drier to speed up the process. If any wrinkles develop, dampen those areas and dry them with a hair dryer. Trim the edges of the paper dust cover even with the back edges of the frame.



8 Locate the center along the top edge of the frame, and nail a sawtooth hanger in place. Display your wood-quilt wall hanging where family members and visitors can enjoy it.

Buying Guide

• **Acrylic paints.** One 2-oz. bottle each of mocha DA-60, French grey-blue DA-98, and sand DA-4. Stock no. WMQUILT, \$6.95 ppd.. Add \$3.95 for a $\frac{1}{2}$ "-wide wash brush. Cherry Tree Toys, P.O. Box 369, Belmont, OH 43718. Call 800/848-4363 to order. ♣

Produced by Marlen Kemmet
Illustrations: Kim Downing
Project Design: Ellis Miller
Photographs: Hopkins Associates

PORTER-CABLE

ROUTER BITS ARE 35% OFF OF LIST PRICES!

100	7/8 HP ROUTER	599
102	DOOR HANGING KIT	329
314	4 1/2" TRIM SAW	135
315-1	7 1/4" BUILDERS SAW	119
345	SAW BOSS 6" CIRCULAR SAW	104
330	SPEED BLOCK FIN SANDR 57 AFT. RBT	47
332	QUIKSAND 5" RNDM ORB W/STIKIT PAD	63
333	QUIKSAND W/HOOK & LOOP, DUSTLS	73
334	QUIKSAND W/STIKIT, DUSTLESS	73
351	3" X 21" BELT SANDER	140
352	3" X 21" BELT SANDER W/DUST BAG	142
352VS	3" X 21" VS BELT SANDR W/DUST BAG	159
360	3" X 24" BELT SANDER W/DUST BAG	172
361	3" X 24" BELT SANDER	187
362	4" X 24" BELT SANDER W/DUST BAG	188
363	4" X 24" BELT SANDER	183
368-1	8 1/4" BUILDERS SAW	141
503	3" X 24" BELT SNDR W/BAG, X HVV DTY	345
504	3" X 24" BELT SNDR XTRA HEAVY DTY	335
505	1/2 SHIT FIN SANDER	119
548	BAYONET SAW WORM DRIVE	194
550	NEW POCKET CUTTER	178
556	BISC JOINER W/CASE & TILT FENCE	177
617	7 1/4" BUILDERS SAW	119
690	1 1/2 HP ROUTER W/1/4" & 1/2" COLLETS	300
691	1 1/2 HP "D" HANDLE ROUTER	143
692	TRU-MATCH JOINING ROUTER	213
693	PLUNGE BASE ROUTER, 1 1/2 HP	164
695	SHAPER TABLE W/ 1 1/2 HP ROUTER	204
696	SHAPER TABLE	123
2620	3/8" VSR DRILL, 0-1200 RPM W/CHK	99
2621	3/8" VSR DRILL, 0-1200 RPM KEYLESS	99
2640	DRYWALL VSR DRVR, 4.5 A, 0-4000 RPM	79
5008	DOVETAIL TEMPLATE	76
5009	MORTISE & TENON JIG	44
5116	OMNI JIG	254
5556	BISCUIT JOINER TILT FENCE	45
6615	SAME AS ABOVE BUT W/ KYLS CHUCK	123
6881	PLUNGE ROUTER BASE	74
7116	NEW 24" OMNI JIG	295
7310	LAMINATE TRIMMER, 5.6 AMP	88
7312	OFFSET TRIMMER	122
7319	TILT BASE TRIMMER	99
7335	5" RANDOM ORBIT SANDER, VS	129
7336	6" RANDOM ORBIT SANDER, VS	132
73333	RANDOM ORBIT DUST EXTRACTION	24
7349	BAYONET SAW	115
7518	3 1/4 HP FIXED BASE ROUTER-5 SPEED	259
7519	3 1/4 HP FIXED BASE ROUTER-1 SP	224
7536	2 1/2 HP FIXED BASE ROUTER	195
7537	2 1/2 HP FIXED BASE "D" HNDL RTR	205
7538	3 1/4 HP PLUNGE ROUTER-1 SPEED	224
7539	3 1/4 HP PLUNGE ROUTER-5 SPEED	259
7549	TOP HANDLE BAYONET SAW	143
7649	BARREL GRIP BAYONET SAW	143
7700	NEW 10" LASERLOC MITER SAW	338
9118	PORTA PLANE KIT W/CASE, CRDB BLD	199
9314	4 1/2" TRIM SAW KIT	149
9315	7 1/4" BUILDERS SAW KIT	138
9345	SAW BOSS 6" CIRCULAR SAW KIT	123
9367	3 1/4" PLANER KIT	144
9548	WORM GEAR BAYONET SAW KIT	210
9617	7 1/4" BUILDERS SAW KIT	138
9637	TIGER SAW VAR SPD RECIP SAW KIT	138
9640	CRDLS DRILL KIT W/2 BAT, CS KYLS CK	159
9641	CRDLS DRILL KIT W/15 MIN CHR, KYLS	169
9647	TIGER CUB RECIP SAW KIT	115
9853	12 V, 3/8" CRDLS KIT, VS KEYLESS CHK	149
9853S	SAME AS ABOVE BUT W/2 BATTERIES!	174
9854	12 V, 1/2" CRDLS KIT, VS W/GEARED CK	159
97310	LAMNT TRIMMR KIT W/4 BASES & CS	169
97351	1/2" VS, 2 SPD HAMMER DRILL KIT	145

690K	1 1/2 HP ROUTR W/CASE, EDGE GUIDE, TEMPLATE GUIDE KIT	169
9690	1 1/2 HP ROUTER W/STEEL CASE	109
556K	BIS JOINR W/TILT FNC, 1000 BISCTS & CS	199
332K	5" QUIKSD PSA PAD 100 SHTS PPR & CS	89
333K	5" QUIKSD, VELCRO PAD, 25 SHEETS PAPER, CASE	99
334K	5" QUIKSD, PSA HOLED PAD, 100 SHEETS PAPER, CASE	99
330K	14 SHEET SANDER W/CASE & 10 YDS PSA PAPER, AFTER REBATE	74
7335K	5" VS RANDOM ORBIT SNDR W/CASE & 100 SHEETS OF PAPER	164
7336K	6" VS RANDOM ORBIT SNDR W/CASE & 100 SHEETS OF PAPER	168
7700K	10" MITER SAW W/DUST BAG, EXT WINGS & 40T BLADE	379

BOSCH

ALL BOSCH ROUTER BITS ARE 40% OFF OF LIST PRICES!

1194VSR	1/2" VSR, 2 STAGE HAMMER DRILL	144
1195VSR	3/8" VAR SPEED REV HAMMER DRILL	129
1581VS	TOP HANDLE JIG SAW, VS	144
1581DVS	SAME AS ABOVE BUT DUSTLESS	169
1582VSC	CLIC BARREL HANDLE JIG SAW, VS	144
1582DVS	SAME AS ABOVE BUT DUSTLESS	169
1272D	3" X 24" DUSTLESS BELT SANDER	179
1273D	4" X 24" DUSTLESS BELT SANDER	188
1273DVS	4" X 24" VS DUSTLESS BELT SANDER	199
1347AK	4 1/2" MINI GRINDER W/CASE	105
1370DEVSK	6" VS DSTLS RNDM ORB SNDR KIT	259
1420VSR	DRYWALL DRIVER, 4.8 A, 0-4000 RPM	81
1500	2 1/4 HP "D" HANDLE ROUTER	258
1501	1 HP ROUTER	109
1602	1 1/2 HP HANDLE ROUTER	134
1603	1 1/2 HP "D" HANDLE ROUTER	142
1604	1 3/4 HP ROUTER	134
1608	LAMINATE TRIMMER	84
1608U	UNDERSCRIBE TRIMMER	117
1609K	INSTALLERS KIT WITH 3 BASES	174
1609KX	DELUXE INSTALLERS KIT W/4 BASES	197
1613	1 3/4 HP PLUNGE ROUTER	163
1613EVS	2 HP VAR SP PLUNGE ROUTER	183
1614	1 HP PLUNGE ROUTER	127
1614EVS	1 1/4 HP VAR SP PLUNGE ROUTER	148
1615EVS	3 1/4 HP VAR SP PLUNGE ROUTER	245
1665	7 1/4" CIRCULAR SAW	112
3050VSRK	9.6 V, VSR CRDLS DRILL W/2 BAT, CS	134
3258	3 1/4" PLANER	136
3292DVS	5" VS DUSTLESS RANDOM ORBIT	98
11203	1 1/2" ROTARY HAMMER W/STOP ROT	429
11394	THE BRUTE BREAKER HAMMER	1195
11395	DEMOLITION HAMMER	639

PORTER-CABLE



QUIKSAND
RANDOM ORBIT SANDER
MODEL 332K
Includes 100 sheets of paper, Stikit pad, & case

OUR PRICE \$89.00

MODEL 334K - Same as above but w/dust canister & perforated paper - \$99.00

Emglo



AIRMATE
MODEL AM75-HC4V
1 1/2 HP, 125 psi portable air compressor

OUR PRICE \$299.00

DELTA SPECIAL EDITION 10" 3 HP UNISAW MODEL 36-820 WITH 52" UNIFENCE SAW GUIDE \$1499

PLUS \$50 SHIPPING ANYWHERE IN THE CONTIGUOUS UNITED STATES - HURRY! LIMITED TIME OFFER

freud



BISCUIT JOINER
MODEL JS100K
Includes biscuit joiner, case & 1000 assorted biscuits

OUR PRICE \$188.00 - LESS \$30 REBATE - FINAL COST \$158.00

PORTER-CABLE



BISCUIT JOINER KIT
MODEL 556K
Includes FENCE, TILT FENCE, CARRYING CASE & 1000 ASSORTED BISCUITS

OUR PRICE \$199.00

senco

SLP20 NEW PINNER, 5.8" - 1.58" CAP W/CS 245
 SCN200R ROOFING NAILER 379
 SN4 FRAMING NAILER-6 TO 16 PENNY 467
 SFN1-2 FINISH NAILER-1" TO 2" CAPACITY 239
 SKS FINISH STAPLER-5.6" TO 1 1/2" CAP 229

DELTA

31-080 1" BELT/5" DISC SANDER 93
 31-280 6" BELT/12" DISC SANDER, 1 1/2 HP 749
 31-450 4" BELT/6" DISC SANDER 129
 40-560 16" SCROLL SAW, 2 SPEED 163
 22-540 12" BENCH TOP PLANER 338
 28-180 BENCH TOP BAND SAW 199
 33-060 NEW SIDEKICK 6 1/2" FRAME & TRIM SAW 379
 36-220 10" COMPOUND MITER SAW 239
 37-070 NEW 6" VS BENCH JOINER 249
 40-640 20" VS SCROLL SAW 384
 50-075 DUST COLLECTOR SWEEPER, 3/4 HP 269
 50-175 NEW KICKSTAND PRTBL WORK STAND 169

vein SUPER SPECIAL!



636 OSCILLATING TRIANGULAR SANDER
INCLUDES CASE & PAPER ASSORTMENT

\$189

QUICK-GRIP BAR CLAMPS

00566	6" BAR CLAMP	17
00512	12" BAR CLAMP	14
00518	18" BAR CLAMP	18
00524	24" BAR CLAMP	19
00536	36" BAR CLAMP	23
05462	2 PC 6" BAR CLAMP GIFT PACK	23

Jorgensen

TEM	JAW LENGTH	OPEN CAP	OUR PRICE EACH	BOX OF 6
A	8"	4 1/2"	11.85	69.90
B	10"	6"	12.85	76.60
#2	12"	8 1/2"	14.95	89.90
#3	14"	10"	16.95	104.90
#4	16"	12"	21.95	143.90

ADJUSTABLE HANDSCREWS

#0	8"	4 1/2"	11.85	69.90
#1	10"	6"	12.85	76.60
#2	12"	8 1/2"	14.95	89.90
#3	14"	10"	16.95	104.90
#4	16"	12"	21.95	143.90

STYLE 37 2 1/2" THROAT 1 1/4" x 3/4"

3765	6"	6.20	34.50
3712	12"	6.70	37.50
3718	18"	7.20	40.50
3724	24"	8.20	43.50
3730	30"	9.10	49.50
3736	36"	10.20	55.50

PONY CLAMP FIXTURES

#50	3 1/4" BLACK PIPE CLAMPS	7.85
#52	1 1/2" BLACK PIPE CLAMPS	6.50

freud



MODEL FT2000E
3 1/4 HP Variable Speed Plunge Router

OUR PRICE \$205.00

LESS \$30 REBATE - FINAL COST \$175.00

PORTER-CABLE



MODEL 690K
1 1/2 HP ROUTER
Includes TEMPLATE GUIDE KIT, EDGE GUIDE & CARRYING CASE

OUR PRICE \$169.00

DELTA SPECIAL EDITION 10" 3 HP UNISAW MODEL 36-820 WITH 52" UNIFENCE SAW GUIDE \$1499

PLUS \$50 SHIPPING ANYWHERE IN THE CONTIGUOUS UNITED STATES - HURRY! LIMITED TIME OFFER

freud



BISCUIT JOINER
MODEL JS100K
Includes biscuit joiner, case & 1000 assorted biscuits

OUR PRICE \$188.00 - LESS \$30 REBATE - FINAL COST \$158.00

PORTER-CABLE



BISCUIT JOINER KIT
MODEL 556K
Includes FENCE, TILT FENCE, CARRYING CASE & 1000 ASSORTED BISCUITS

OUR PRICE \$199.00

senco

SLP20 NEW PINNER, 5.8" - 1.58" CAP W/CS 245
 SCN200R ROOFING NAILER 379
 SN4 FRAMING NAILER-6 TO 16 PENNY 467
 SFN1-2 FINISH NAILER-1" TO 2" CAPACITY 239
 SKS FINISH STAPLER-5.6" TO 1 1/2" CAP 229

HITACHI

M12V	3 HP VAR SPEED PLUNGE ROUTER	226
TR12	3 HP PLUNGE ROUTER	179
C12FA	12" DELUXE MITER SAW	318
CJ65V2	TOP HANDLE JIG SAW W/CASE	156
P30A	3.56" PLANER, 8.3 AMP	179
MV	VAR SPEED PLUNGE ROUTER, 14"	154
P12R	12" PORTABLE PLANER	799
P12RA	12" PORTABLE PLANER, 6" JOINER	999
P20SB	3 1/4" PLANER, 3.4 AMP	92
TR5	LAMINATE TRIMMER	92
TR12	3 HP PLUNGE ROUTER	179
SB75	3" X 21", 2 SPEED BELT SANDER	136
SB8T	3" X 24", 2 SPEED BELT SANDER	150
SB10T	4" X 24", 2 SPEED BELT SANDER	166
SV12SA	4.36" PALM GRIP SANDER	46
SV12SD	4 1/2" ORBITAL SANDER W/DUST BAG	188
SV12V	4 1/2" ORBITAL W/BAG, VAR SPEED	144
D16DFKBE	9.6V, CRDLS DRILL KIT W/2BAT & CS-KYLS	149

freud

FREUD ROUTER BITS ARE 40% OFF OF LIST PRICES!

JS100	BISCUIT JOINER (\$164) AFTER REBATE	134
FT2000E	3 1/4 HP PLNG RTR VS (\$205) AFTER REB	175
FRT2000	ROUTER TABLE - WOOD	169
EB100	EDGE BANDING SYSTEM	214
LM72M10	10" X 24T FLAT TOP RIP BLADE	36
LU84M10	10" X 24T ATB COMBO BLADE	42
LU85M10	10" X 80 T ATB FOR MIRROR FINISH!	59
LU87M10	10" X 24T RIP BLADE THIN KERF	39
LU88M10	10" X 60T CROSSCUT THIN KERF	46
LU89M10	10" X 72T TCH NON FERROUS METAL	59
LU91M008	8 1/2" X 48T FOR COMPOUND MITER	43
LU92M10	10" X 80T TCH - BEST FOR LAMINATES	59
LU98M10	10" X 80 T TCH LAMINATES OR WOOD	69
TK206	10" X 24T THIN KERF RIPPING	25
TK306	10" X 40T THIN KERF COMBINATION	25
TK906	10" X 50T THIN KERF CROSSCUT	30
TK406	10" X 60T THIN KERF FINISHING	34
WC104	4 PC WOOD CHISEL SET W/CASE	39
WC110	10 PC WOOD CHISEL SET W/CASE	83
FB107	7 PC FORSTNER BIT SET W/CASE	55
FC107	7 PC CARBIDE FORSTNER BIT SET	84
SD306	8" SAFETY DADO WITH CASE	116
94-100	CABINET DOOR SET, 1 1/2" SHAWK	164

SKIL

77	7 1/4" WORM DRIVE CIRCULAR SAW	145
1605-02	BISCUIT JOINER W/CASE & 200 BISCTS	125
2736-04	12V CRDLS VSR KYLS W/2 BAT, CASE	136
2976-02	3.38" CRDLS TISE CTR, 12V W/TR BTL	159
2977-02	3.38" CRDLS CIRCULAR SAW KIT, 12V	144
3330	16" SCROLL SAW	135
3370	4" BELT/6" DISC SANDER	135
3380	8" DRILL PRESS	135
3400	10" TABLE SAW	178
5657	NEW! 7 1/4" CIRCULAR SAW W/PWT FOOT	112
7484	5" RANDOM ORBIT SANDER, 10,000 RPM	99

AEG

TXE150	6" VS DUST FREE RANDOM ORBIT SANDER W/VELCRO PAD	\$141
--------	--	-------

Panasonic

EY6292DKW	9.6V, 3.8" CORDLESS KIT, VSR W/2 BATTERIES, CHRGR & CASE	\$158
EY6205EQK	12V, 3.8" KYLS CHK, VSR CRDLS W/15 MIN CHR, CSE & NEW IRONMAN BATTERY	188
EY6207BC	12V, 1 1/2" KYLS CHK, VSR, CRDLS W/15 MIN CHR & CASE	215

Milwaukee

0228-1	3.8" DRILL, VSR, 3.5 AMP, 0-1000 RPM	105
0406-1	9.6V KYLS CDLS DRILL KIT W/2BAT, CS	169
0407-1	SAME AS ABOVE BUT 12 VOLT	178
6012	13 SHEET FINISHING SANDER	124
6014	12 SHEET FINISHING SANDER	124
6017	14 SHEET FINISHING SANDER W/BAG	55
6256	TOP HANDLE JIG SAW	120
6365	7 1/4" CIRCULAR SAW, 13 AMP	120
6490	NEW 10" MITER SAW	249
6507	VAR SPEED SAWZALL W/BLADES & CSE 143	143
6508	SAME AS 6507 BUT W/PERMANENT CRD	143
6511	2 SPEED SAWZALL W/BLADES & CASE	137
6527	SUPER SAWZALL W/BLADES & CASE	169
6528	SAME AS 6527 BUT W/PERMANENT CRD	169

MIRKA Abrasives, Inc.

5" SOLID PSA PAPER - 100 PER ROLL	80 GRIT	\$13.95
	100 - 320 GRIT	12.95
5" HOLED PSA PAPER - 100 PER ROLL FOR PORTER CABLE HOLED PADS -	80 GRIT	13.95
	100 - 320 GRIT	12.95
6" SOLID PSA PAPER - 100 PER ROLL	80 GRIT	21.95
	100 - 320 GRIT	16.95

DEWALT

DW944K2	9.6V CORDLESS KIT W/2 BATTERIES	148
DW945K2	12V CORDLESS KIT W/2 BATTERIES	168
DW318K	JIG SAW KIT, VS, ORBITAL	144
DW682K	BISCUIT JOINER KIT	224
DW705	12" COMPOUND MITER SAW	358
DW625	3 HP VS PLUNGE ROUTER	275

INTERNATIONAL TOOL CORPORATION

1-800-338-3384

QUANT

How to contact toolmakers

Here's a rundown of the phone numbers for the manufacturers mentioned in the charts on pages 46-59, and in the product recommendations on pages 74-75.



AEG

Chicago Pneumatic
Electric Tools
2220 Blecker
Utica, NY 13501
800/243-0870
315/792-2600

Amana

120 Carolyn Blvd.
Farmingdale, NY 11735
800/445-0077
516/752-1300

American Machine and Tool (AMT)

4th and Spring
Royersford, PA 19468
800/435-8665
215/948-0400

Belsaw

4111 Central Ave., N.E.
Minneapolis, MN 55421
800/468-4449
612/781-0575

Black & Decker

626 Hanover Pike
Hampstead, MD 21074
800/762-6672
410/239-5000

Bosch

(S-B Power Tool Co.)
Marketing Communications
4300 West Peterson Ave.
Chicago, IL 60646
312/286-7330

CMT

5425 Beaumont Center Blvd.
Suite 900
Tampa, FL 33634
800/531-5559
813/886-1819

Credo

2765 National Way
Woodburn, OR 97071
800/547-9151
503/982-0100

Dad's Easy Spray

Sansher Corp.
8005 N. Clinton Street
Fort Wayne, IN 46825
219/484-2000

Delta

246 Alpha Drive
Pittsburgh, PA 15238
800/438-2486
412/963-2400

DeWalt

626 Hanover Pike
P.O. Box 158
Hampstead, MD 21074
800/433-9258

DML

Primark Tool Group
1350 South 15th Street
Louisville, KY 40210
800/626-1802

Dremel

4915 21st Street
Racine, WI 53406
800/437-3635
414/554-1390

Elu

(see Black & Decker listing)

Enlon

19400 E. San Jose Ave.
City of Industry, CA 91748
909/468-3688

Forrest

461 River Road
Clifton, NJ 07014
800/733-7111
201/473-5236

Freud

218 Feld Ave.
P.O. Box 7187
High Point, NC 27264
800/472-7307
919/434-3171

General

835 Cherrier Street
Drummondville, Quebec,
J2B 5A8 Canada
819/472-1161

Grizzly

(east of Mississippi River)
2406 Reach Road
Williamsport, PA 17701
800/523-4777
(west of Mississippi River)
P.O. Box 2069
Bellingham, WA 98227
800/541-5537

Hitachi

3950 Steve Reynolds Blvd.
Norcross, GA 30093
800/598-6657
404/925-1774

Inca

Garrett Wade
161 Avenue of the Americas
New York, NY 10013
800/221-2942
212/807-1155

Irwin

92 Grant Street
Wilmington, OH 45177
800/866-5740
513/382-3811

Jet

1901 Jefferson Ave.
P.O. Box 1477
Tacoma, WA 98401
800/274-6848
206/572-5000

Klean-Strip

P.O. Box 1879
Memphis, TN 38101
800/238-2672
901/775-0100

Makita

14930 Northam Street
La Mirada, CA 90638
714/522-8088

Milwaukee Electric Tool

13135 West Lisbon Road
Brookfield, WI 53005
414/783-8311

Oldham/US Saw

P.O. Box 10
Burt, NY 14028
800/828-9000
716/778-8588

Peel Away Paint System

Dumond Chemicals
1501 Broadway
New York, NY 10036
212/869-6350

Penn State

2850 Comly Road
Philadelphia, PA 19154
800/288-7297
215/676-7609

Porter-Cable

P.O. Box 2468
Jackson, TN 38302-2468
901/668-8600

Powermatic

Morrison Road
McMinnville, TN 37110
800/248-0144
615/473-5551

RBI

1801 Vine Street
P.O. Box 369
Harrisonville, MO 64701
800/487-2623
816/884-3534

Record

1915 Clements Road., No. 1
Pickering, Ontario,
L1W 3V1 Canada
416/428-1077

Ryobi

5201 Pearman Dairy Road
Anderson, SC 29625
800/525-2579
803/226-6511

Sears

(Call or visit your local Sears store)

Shopsmith

3931 Image Drive
Dayton, OH 45414-2591
800/762-7555
513/898-6070

Skil

(S-B Power Tool Co.)
(See Bosch listing)

Systi Matic

12530 135th Ave., N.E.
Kirkland, WA 98034
800/426-0000
206/823-8200

Vermont American

P.O. Box 340
Lincolnton, NC 28093-0340
704/735-7464

Virutex

Practical Products
3925 Virginia Ave.
Cincinnati, OH 45227
513/561-6560

Woodfinisher's Pride

Creative Technologies
9311 Monroe, Suite J
Charlotte, NC 28270
800/457-7433
803/271-9194

Woodmaster

1431 N. Topping
Kansas City, MO 64120
800/821-6651
816/483-0078

Woodtek

Woodworker's Supply
1108 North Glenn Road
Casper, WY 82601
800/645-9292
307/237-5528



ABC TOOL CO.



Business owners at one of the regular August West training workshops.

What You Should Know About Making \$1,000 a Week in Your Spare Time.

Chimney Maintenance: Every Home Needs It!

August West will show you how to clean and maintain chimneys and flues using our state-of-the-art equipment and field proven techniques.

You'll be able to generate sales that range from \$65 to \$140 per call. And easily earn \$1,000 a week in your spare time. More full time.

For less than the cost of a second hand car you can be running "one of the best small businesses in America."

Why Clean Chimneys?

There are nearly one hundred million chimneys, flues and stoves across the continent. Whether they are burning Gas, Oil, Coal or Wood, they *all* need to be cleaned. According to the National Fire Protection Association, they should be cleaned and serviced at least once a year to prevent disastrous fires.

There is an urgent need for this service. And there are very few sweeps.

17 Years of Service

For more than seventeen years, August West has equipped men and women to clean and service chimneys and flues.

We're a national company and 90% of the chimney sweeps in the U.S. and Canada use our system.

Fabulous Earnings

Here's what your part-time weekly income could look like:

2 service calls	=	\$180 Mon
3 service calls	=	\$250 Wed
3 service calls	=	\$230 Fri
5 service calls	=	\$380 Sat
		\$1,040 weekly

August West Backs You Up

We provide you with training and support, workshops, newsletters, technical marketing advice, advertising and promotion manuals and continuing access to the growing chimney sweep community. You have all the advantages of a franchise without any of the drawbacks!

No Strings Attached

You keep all you earn. With August West there are no franchise fees, no commission payments.

For an investment of \$3,995 you get the tools, equipment, and promotional materials you need to start earning money immediately.

Join the many thousands who have found personal freedom, success and the time to do the important things.



Jerry Morelle, owner of Magic Dragon Sweeps, leads an August West workshop. Participants learn how to clean and repair chimneys and flues and market fire protection supplies that generate a lot of additional income.

Write for a Free Information Kit today or...

Better still, pick up the phone and call us at this Toll-Free number:

1-800-225-4016

(In U.S. & Canada)

Ask for Extension **2192**

Copyright © 1993 August West Systems

Send to: August West Systems
38 Austin St., Box 16543, Dept. 4743
Worcester, MA 01601-6543

**Yes, please rush me your
FREE Information Kit.**

Name _____

Address _____

City _____

State _____ Zip _____

Phone (____) _____



1994 BUILD A-TOY™ Contest

ENTER TODAY!

For rules and entry form, look in the October '93 issue of WOOD Magazine, pages 82&83 or send a self addressed stamped envelope to:

Build-A-Toy Contest
WOOD Magazine
1912 Grand Ave.
Des Moines, IA 50309-3379

Entry Deadline is Feb. 1, 1994



Take-Apart Reindeer Plans

This plan includes FULL SIZE patterns for ALL FOUR reindeer shown. Easy to make from 1-1/2 and 3/4 inch stock. Sitting Reindeer is approx. 17 inches high. Finished projects come apart for compact storage. Order hardware parts below.

#W910 Take-Apart Reindeer Plans....\$7.99/SET

Take-Apart Reindeer Hardware Parts

You get four pair of reindeer eyes, 4 red pom pom noses, 4 red ribbon bows, 8 jingle bells and 4 screw eyes. Order one parts package to make 4 reindeer. Project plan, wood, and wood finish are not included.

#1227 Take-Apart Reindeer Hardware Parts
.....\$5.96/PKG

HOW TO ORDER: List quantity, part number, item, price & total of order. Include \$5.45 shipping & handling per order. MN residents add 6.5% sales tax. Mail check or money order. Credit card customers call
TOLL FREE 1-800-441-9870.

MEISEL HARDWARE SPECIALTIES
P.O. BOX 70 W11 MOUND, MN 55364

BLASTS FROM THE PAST

WINNERS IN PREVIOUS PRODUCT REVIEWS

We wish it was possible to present a complete rundown of all major tools and woodworking products in one issue of WOOD® magazine, but we just don't have the space. The next best thing, however, is to provide you with the tool and product picks from the categories not included in the main sections of this magazine. These items earned "buy" recommendations in issues dating back to the August 1992 issue.

To find the addresses and phone numbers of the manufacturers mentioned here, see the listing on page 72. Listed below you'll find the recommended products preceded by the issue in which the original comparison article appeared.

•August 1992, an evaluation of 59 finish removers

In this exhaustive test we found that methylene-chloride-based products easily outperformed other stripping formulations. Among the methylene-chloride solutions, we especially liked the spray-on types, including Dad's Easy Spray and Klean-Strip Non-Flammable Sprayable.

Methylene-chloride products can be damaging to your health if you don't follow all of the necessary precautions for eye, skin, and respiratory protection, so we also looked at today's so-called "safe" finish removers. You'll find these

products more pleasant to use, but they take longer to work. Our top choices in this group were Woodfinisher's Pride (paint or varnish formula), and Peel Away 6.

•December 1992, 13 biscuit joiners

The DeWalt DW682 (about \$230) stood out as the overall best value. Also earning high value ratings were the Virutex AB-11 and Ryobi JM-100K.



•February 1993, 13 random-orbit sanders

In making our selections, we broke these machines into two categories: units costing less than \$90, and those selling for more than \$90. The under-\$90 machines should suit most home hobbyists and part-time professionals. If you need an aggressive machine that will hold up in daily use, you'll need to spend more than \$90.

Our favorite picks in the under-\$90 category: Black & Decker 7474, Ryobi RS115, and Porter-

Cable 333. Among machines priced over \$90, we liked these models: Bosch 3283DVS, Porter-Cable 7336, and Skil 7484.



Bosch 1290D

•April 1993, 29 finishing sanders

We divided these machines into three categories according to the size of their sanding pads. Among **Porter-Cable 330** 1/2-sheet sanders, we liked the Bosch 1290D best, with the Elu 4015, Milwaukee 6014, and Porter-Cable 505 close on its heels. In 1/4-sheet (palm) sanders, our top picks were the Porter-Cable 330, DeWalt DW411, Milwaukee 6017, and Sears 11602—an excellent value at \$38.



If you can't afford to buy a 1/2-sheet sander and 1/4-sheet sander, you may want to compromise by purchasing a 1/8-sheet model. In this category we prefer the Ryobi S45.

•August 1993, three brands of 4-in-1 machines

These machines will plane, mold, sand, or saw stock. In our comparison, we found it to be a toss-up

between models manufactured by RBI and Woodmaster. If you're interested in purchasing one of these versatile machines, contact both manufacturers and ask about a model tailored to your specific milling needs.

•September 1993, 32 models of 10" circular saw blades

Blades with 40 or 60 teeth with alternate-top-bevel (ATB) grinds were the best all-around performers in this test. The best of the bunch was the Forrest 40-tooth Woodworker II (costing about \$110). For less than half as much money, these circular blades perform nearly as well: Amana 610600, Freud models LU72 and LU88, and Oldham/U.S. Saw Wizard Elite 1007740T.

For velvety-smooth, chip-free crosscuts and miters, the 80-tooth Freud LU85 had no equal among blades costing less than \$100. It was also the quietest blade we tested. Among rip blades, the 30-tooth Systi Matic 10GR30 earned top honors.

•October 1993, 10 lathes priced under \$600

The Delta 46-700 (about \$440) was the best value among these machines, but several other lathes also earned our praise. Among models priced \$300 and under, the Sears 22816 and Record DML 24 performed well. The Jet JWL-1236 was tops among models costing more than \$500. Only the Jet comes with a stand. 🌲



Two Brand New Kits from the Roudebush Company.



Replica IRISH MAIL HANDCAR measures 34"x16". Kit includes: 4 high impact red spoked polypropylene wheels with rubber tread, crank axle, front axle and bushings. \$59.00. TOY WAGON with miniature buckboard bench measures 40"x21". Kit includes: same wheels as above (2-11"x1 1/2", 2-8"x1 1/2"), steel hitch and under support and 2 axles. \$69.00. Both kits include complete hardware, instructions and shipping (UPS). Visa and MasterCard accepted.

The Roudebush Co.
Box 348A, Star City, Indiana 46985
800-847-4947

SIGNCARVING



IS FUN & PROFITABLE

And it's easy, if you use the Marlin Woodcarvers and accessories. You can carve signs quickly at home or at swap meets. *No special training is required.* The machines do the work, the operator has the fun and the profits. These machines will also 3-D carve panels and plaques. Our templates work well with other machines.

SEND \$1.00 FOR OUR FULL LINE BROCHURE AND PRICE LIST AND START PLANNING YOUR FULL OR PART-TIME BUSINESS.



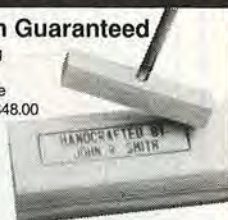
MARLIN DIVISION

terco incorporated
222 1st Ave. N.W. W311 • Watertown, SD 57201
(605) 882-3888 • Fax (605) 882-0778

BRANDING IRON

Your Satisfaction Guaranteed

- Convenient torch heating
- Solid Brass—lasts years
- Special wording available
- Electric Models Start at \$48.00
- 2nd line—20 letters/spaces max.
- 1/4" letters
- Distinctive Border
- Add \$3.50 shipping and handling
- OH res. add 6% sales tax



DISCOVER VISA MasterCard AMERICAN EXPRESS **\$28⁰⁰**

Order by mail from:
BrandMark TO ORDER CALL TOLL FREE
462 Carthage Dr., Dept. W11-3 Beaver Creek, OH 45434-5865 **1-800-323-2570**
(513) 426-6843 8:00-5:00 EASTERN TIME


RIP AW

The Portable Sawmill.

The "affordable portable" one man band sawmill. Weighs only 45 lbs. Cuts 20" diameter logs into lumber. Minimum 1/8" to maximum 9" thickness. Write or call for free brochure. Videos also available.



Better Built CORPORATION
(508) 657-5636
845 Woburn Street, Dept. W11, Wilmington, MA 01887

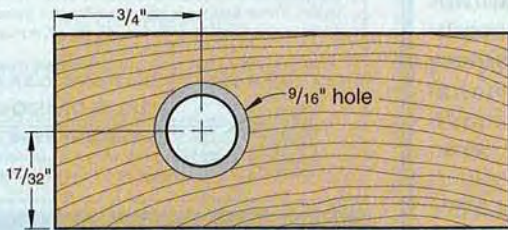



POCKET-HOLE DRILL GUIDE FOR PORTABLE DRILLS



Equipped with this handy shop aid, you can drill quick, accurate pocket holes for fastening face frames to cabinets, aprons to tabletops, and other similar tasks requiring angled mounting holes.

To build the drill guide shown at *right*, just follow the instructions on the drawings *below*. Then, try it on our bow-front table on *page 33*. ♣



TOP VIEW

STEP ONE

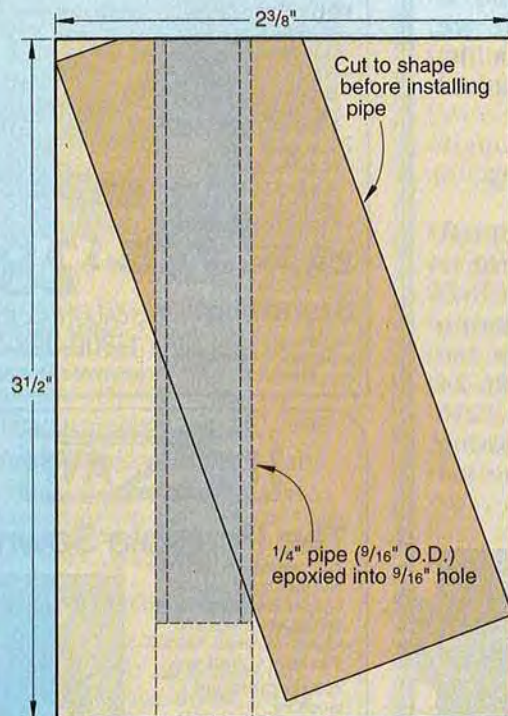
From 1 1/16" stock, cut a block to 2 3/8 x 3 1/2". Adhere the full-sized pattern to it. Locate and bore a 9/16" hole, using a spade bit in the drill press. Bandsaw the guide to shape.

STEP TWO

Clamp a 3" length of 1/4" iron pipe (9/16" O.D.) into a machinist's vice. Using a 3/8" twist drill, slowly ream out the inside of the pipe to 3/8".

Epoxy the pipe into the 9/16" hole, flush with the top of the block.

After epoxy sets up, hacksaw the pipe off at an angle to match the block. Use a stationary sander to sand the pipe flush. Break sharp edges of steel with a file and emery cloth.

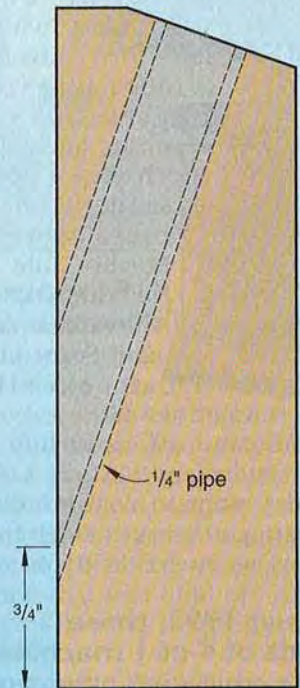


SIDE VIEW



END VIEW


FULL-SIZED PATTERNS



FINISHED GUIDE

Project Design: James R. Downing Illustrations: Kim Downing Photograph: Wm. Hopkins

Inefficiency. Your best defense is a good saw fence.



When you order a Biesemeyer® T-Square® saw fence system, you get the best there is, and you get it for less. And it will fit any tilting arbor saw you can name.

Ever since we invented this smooth-gliding, heavy-gauge steel saw fence system, we've been offering it in a number of standard left- and right-hand cutting capacity combinations—some 36 choices in all. But we'll even customize a system for you, and there's no extra charge for the custom service.

When you buy from the leader, you get top quality, locked-in accuracy and safety, cut after cut. You save from the beginning, and since the T-Square system has only two moving parts, repairs and adjustments are virtually eliminated, so you keep on saving—year after year.

Try the original T-Square saw fence system for 2 weeks. If you don't agree it's the best saw fence system money can buy, we'll gladly refund your money.

For more information or to find the nearest dealer, call 1-800-782-1831.

BIESEMEYER®
It still costs less to own the best.

Whether your woodworker's license reads "Beginner," "Intermediate," or "Advanced," you're bound to have a few questions about your favorite hobby. We can help by consulting our experts for answers. Send your questions to:

Ask WOOD
Better Homes and Gardens®
WOOD® Magazine
 1912 Grand Ave.
 Des Moines, IA 50309-3379

Warped wood—the sequel

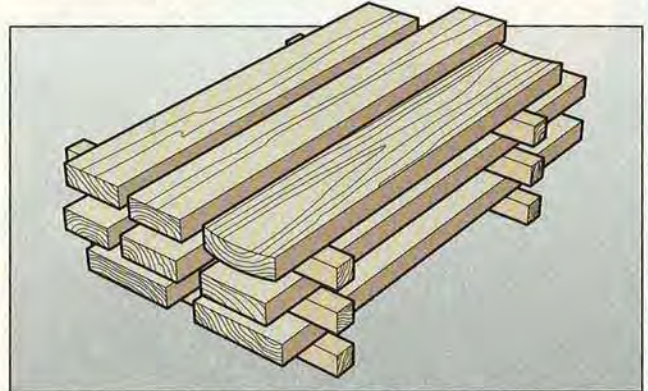
I recently built a coat tree, but when I got the four pieces for the center pole laminated and cut to size, I noticed that one of them had a warp which was bad enough to make the assembly doubtful. What could I have done to save this piece and the invested labor?

James R. Daneker, Cranston, RI

You have run afoul of one of the frustrating realities of woodworking, Jim. Unfortunately, wood moves, and it has no concern over how this movement will affect our work.

We recommend that you rough-cut pieces for the project, then stack and sticker them for several days to allow the wood to adjust. Any twists, warps, or other changes in the material can then be corrected by planing or jointing.

From time to time, a rough-cut piece will move to the point of being unusable. We suggest you cut up these pieces for smaller projects or eventually put them in your scrap bin. This may cost more in material, but your resulting projects will be less likely to self-destruct with weather changes.



Continued on page 80

FREE FREIGHT SAME DAY SHIPPING

Makita FREE EXTRA BATTERY

\$168

6211 DWE
12V HiTorque MAKPAK Cordless Drill Kit w/ keyless, charger, case, & 2 batteries

6011DWE New. 12V Cordless Drill Kit with Free Extra 9.6V Battery \$159

6201DWE 9.6V Hi Torque MAKPAK Cordless Drill with Free Extra Battery \$158

6095DWE 9.6V Cordless Drill Kit with Case, Charger & 2 Batteries \$144

5007NBK 7 1/4" Circ Saw Kit with CT Blade & Free Case \$119

LS1030 10" Miter Saw w/ Dust Bag \$199

Complete Line of Makita & DeWalt

1-800-262-5482

HOME LUMBER CO.

449 WHITEWATER ST., WHITEWATER, WI 53190 C.O.D.

Full-Size Professional Plan

ADIRONDACK CHAIR

Make this classic American design. Our special version may be folded for storage by using ordinary hardware available at your local store. Be ready for Summer and get your plan now!

Plan #700 \$15.00 (catalog free with order)

CATALOG 200 full-size professional furniture plans — \$3.00

FURNITURE DESIGNS, INC., Dept. BA-113
 1827 Elmdale Ave., Glenview, IL 60025
 (708) 657-7526

WINTER FACTORY OVER STOCK

SAVE Up To 40%

Build It Yourself

16x32 25x40
 30x48 60x140

STEELMASTER

800-888-4606

SANDING BELTS

Industrial Strength • X Weight
 Open Coat • Resin Bond
 Bump Free • Bi-Directional

FREE 4" Belt Cleaner w/ \$50 Order

In Grits of 60, 80, 100, 150, 220
 10 PER BOX

SIZE	PRICE	SIZE	PRICE
1 x 30	.75	3 x 24	.85
1 x 42	.75	4 x 24	1.00
3 x 18	.80	4 x 36	1.50
3 x 21	.80	6 x 48	3.00

Add \$5 Shipping and Handling to Each Order

1-800-423-2450
WOODWORKERS Source

5402 S. 40th Street • Phoenix, AZ 85040

The Japan Woodworker's Catalog is . . .

loaded with the best tools you can get your hands on. In our catalog you will find a huge selection of Japanese saws, waterstones, chisels, planes, carving tools, cutlery and books. Send \$1.50 for our catalog and supplements during the next two years.

THE JAPAN WOODWORKER
 1731 Clement E-27, Alameda, CA 94501
 Phone 1-800-537-7820

One-Man Sawmill Turns Timber Into Cash!

30-DAY FREE TRIAL!

Sawmill goes right to the trees...turns out smooth, true-cut lumber - even beginners get excellent results. Just one man (no crew needed) can easily cut enough on weekends to save hundreds of dollars over high lumberyard prices. Factory-Direct selling keeps price low...easy terms...made in USA.

PHONE TOLL FREE 1-800-942-4406 Ext. TW13
TIMBERKING, INC. DEPT TW13
 1431 N. TOPPING, KANSAS CITY, MO 64120

QUALITY TOOLS



for
**Woodworking
&
Laminating**

- Virutex® Joiner & Biscuits
(Rated Top Notch, Dec. '92 WOOD® Mag.)
- Over 100 Other Tools

Catalog
\$1.00

Practical Products Co.
3925 Virginia Ave.
Cincinnati, Ohio 45227
Tel: 513/561-6560

WOOD TOY

- ★ Patterns
- ★ Parts
- ★ Wheels
- ★ Many New Patterns to Choose from.
- ★ Executive toys



SEND \$1.00
FOR
NEW CATALOG

toys and joys

Box 628 w Lynden, Wash. 98264

High Tech Engraving



See what everyone has been talking about!
Engrave on: Wood, Glass, Metal, Stone, Ceramics, Eggshell

- Precise Detail
- No Vibration
- 400,000 RPM
- No heat buildup

• You don't have to be an artist when you use our exclusive stenciling system.

1-800-755-0261 or 414-251-0981

SCM Enterprise • W16N1318 Western Avenue, Germantown, WI 53022

BRANDING IRON

For hard and soft wood



\$2900

Plus \$3.00 for shipping and handling

Nebr. residents add correct sales tax

SATISFACTION GUARANTEED or your money back

- Shipped in one week
- Solid brass head — raised letters
- 1st Line: HAND CRAFTED BY — as above
- 2nd Line: Your choice — 20 characters/spaces max.
- Electric iron available for \$49.00 + \$3.00

ORDER TOLL FREE ...

1-800-826-7606

Order by mail from: **NOVA TOOL CO.**

12500 Finigan Rd., Dept. B9
P.O. Box 29341, Lincoln, NE 68529



**RESTORE
FURNITURE**
for
SECURE INCOME
Perfect 2nd Career

Make \$200-\$2,000 a day! Unlimited market; turn-key business. Free workshops; Set-Up Shop for \$2,999-\$9,999! Part-time or full-time. Great for men, women, families.

Make Molds*Veneer*Resilver
Strip*Repair*Refinish

Business Preview Video \$8.95 - Catalog \$2.00

MINUTEMAN, INC., Ste. 17

Box 8, Waterloo, WI 53594

1-800-733-1776



**THERE'S MORE
PRODUCTS, SEMINARS, VARIETY
WHAT YOU WANT!!**



THE SHOW IS FOR YOU IF YOU LIVE IN:
CT, DC, IA, IN, KS, KY, LA, MA, ME, MD, MI, NC, NE,
NH, NJ, NY, OH, PA, RI, SC, SD, TN, TX, VA, VT
24 EAST AVENUE #173, NEW CANAAN, CT. 06840
1-800-287-7891

TracTop®

ARMRESTS

#1 WORLDWIDE SINCE 1980!

**EXCLUSIVE
SLIDING CUSHION
WITH PULL-OUT TRAY**
COMFORT • LOOKS
CONVENIENCE

Color Choices Install Yourself Return Guarantee
**HONDA • ACURA • BMW • AUDI
NISSAN • SAAB • VW • VOLVO**
New! **FORD Escort & GEO Prizm**
Other models Free Literature V/MC/DISC

HUSCO

1-800-752-3181
ENGINEERING CO., INC.

17 CALVIN ROAD WILTON, CONNECTICUT 06897

PLANS & KITS

- * Patterns
- * Parts
- * Brass Glass
- * Hardware
- * Molding



Plans \$9.95
Hardware Kit \$189

Send \$1.00 for new catalog.

PLAN E1115

DREAMWOOD

Dept WD-7

275 Fairchild Ave. #103, Chico, Ca. 95926

Heavy Duty
Plate Joiner Kit
w/Biscuits



\$225. **DEWALT**
#DW682K High Performance Industrial Tool

- DW705 12" compound saw with dust bag \$359.
- DW625 NEW 3 hp vs plunge router 275.
- DW945K-2 12V drill w/2 batteries 169.
- DW615 NEW 1-1/4 hp vs plunge router 159.
- DW364 7-1/4" saw with brake 148.
- DW254 0-2500 deck scrubgun 89.

PO Box 1716 Grand Forks, ND 58206

Nov. Wood **1-800-358-3096**

**BUILD A F4U-1 CORSAIR PEDAL PLANE
FOR YOUR 4 TO 7 YEAR OLD PILOT**



FEATURING,
Folding wings,
Tail wheel steering,
Detailed instrument panel,
Gun ports and Air/Oil intakes
Light weight plastic molded parts. Stainless steel and aluminum metal parts, and all wood parts made from quality Birch plywood are supplied in our factory construction kits. See catalog for details and kit prices.

Details for both NAVY and MARINE livery available.
EASY to build from scratch, and quality finish will make your F4U CORSAIR jr. the envy of the flight line or neighborhood.

Send \$2 for our 18 page catalog of ride on and in pedal planes, pedal cars, hand launch gliders, & Hi-Tech Coaster Wagon, and or \$21.95 plus \$3.50 for PIH, (\$5 export) for F4U-1 CORSAIR jr. Full sized blueprints, patterns and photo assembly guide.

Wings & Wheels for kids of all ages
PO Box 1510 WM, Jacksonville, Oregon 97530 (503) 878-1473
FLASH-- P-51 and P-40 Blueprints will be available by 11-1-93

AMAZON PRODUCTS Since 1978

Formulated for easy application - and durability. Ideal for all your wood projects: Cabinets, Desks, Chairs, Shelves, Toys, etc.

**NON-TOXIC
NON-COMBUSTIBLE**
Full Quart \$14.95
Full Pint \$8.95
Add \$3.95 S/H

AMAZON
P.O. Box 530156, Dept. WM
Miami Shores, FL 33153

VISA/MC **1-800-832-5645**
1993 Catalog \$1.00 - Free with Order



Improve your routing with **\$37.95**
The Craftsman's Newest Control **Pro Model**

- Patented tool does all:
 - * Design
 - * Preview
 - * Mark Layout
 - * Set Stops
 - * Guide Cuts
- 100's of Applications!
Crafts to Designer furniture
Tabletops to toy wheels
Patented No-hole Pivot works anywhere
Infinite diameter range 1" to 44" plus



Send Check or MO for \$37.95 to: **Mark-N-Cut Distributors, Inc.**
115 Hubert Siler Road
Williamsburg, KY 40769
(606) 549-0524
Dealer Inquiries invited
Circle Mark-N-Cut™ Made in USA

ASK WOOD

Continued from page 78

Wants a rigid-arm scrollsaw

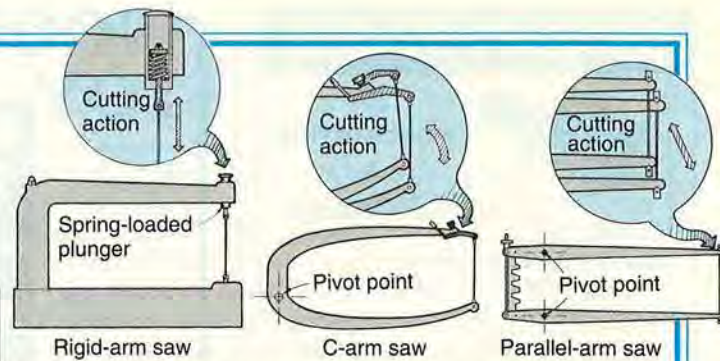
I found in your September 1991 issue an article on the merits of C-arm and parallel-arm scrollsaws. Interesting and informative as it was, I have a problem with these types of scrollsaws. I am a user of and enthusiast for the rigid-arm scrollsaw. In fact, I'd like to replace my old one with a new one, but they are very expensive, around \$1,600 for Powermatic's model. I can afford one in the \$300 to \$500 range. Do you know where I could find one?

—*Hearl Whitmer, Delta, Ohio.*

You might find a used one in that range, Hearl, but before you spend your hard-earned dollars, we suggest you take a look at the new C-arm and parallel-arm saws on the market. You can find very good models in your price range. We asked our scrollsaw expert, Rick Hutcheson to explain why.

"I have five scrollsaws: two C-arms, two parallel-arms, and one rigid-arm," says Rick. "The only reason I have the rigid-arm was to find out why some people think they are so good.

"I have three basic problems with the rigid-arm: First, you can't adjust the tension to anything near what you can on the C-arm and parallel-arm saws.



This causes the blade to flex and makes exact work more difficult.

"Second, you only have power on the down stroke with rigid-arm saws. The up stroke is provided by a spring. The other two types have power on both strokes, making work more even and precise.

"Third, the only way to vary speed on the rigid arm is to change belts and pulleys. The other types have electric variable-speed controls available," Rick says.

"The only real advantage I can think of for the rigid-arm saw is that the blade does run perfectly perpendicular to the table. The C-arm saw does have a slight undercut. This small angle is not noticeable in a piece under 1/4" thick."

"The other advantage of the newer types is they cut much faster, and that's important for someone like me, who scrollsaws for a living." 🌿

SUPER SAVINGS ON ALL THE BEST

PORTER-CABLE

PROFESSIONAL POWER TOOLS

DRILL DEALS

2620	3/8" Drill	
	VSR 4.5 amp	
\$99		
2601	1/4" VSR Drill	\$ 99
2621	3/8" Keyless VSR Drill	99
635	1/2" Spd Handle Drill	145
6611	3/8" VSR Drill 5.5 amp	122
6614	1/2" VSR Drill 5.5 amp	128
6615	1/2" Keyless VSR Drill	128
7554	XHD 1/2" VSR Drill	155
7556	Rt Ang 1/2" VSR Drill	219

SAW SPECIALS

345	6" Saw Boss	
\$102		
314	4-3/8" Trim Saw	135
9314	Trim Saw Kit	147
315-1	7 1/4" Circular Saw	117
9315-1	7 1/4" Circular Saw Kit	134
9345	6" SawBoss Kit	122
617	7-1/4" Circular Saw	124

DOVETAIL JIGS

5008	12" Dovetail Jig	76
5116	16" Omnijig Dovetail Jig	255
7116	24" Omnijig Dovetail Jig	294

USE VISA, MC, DISCOVER

FREE SHIPPING on orders from this add over \$50, within continental 48 states. HI and AK extra. Sales limited to stock on hand.

ROUTER RIOTS


9690	1-1/2Hp Router	
WITH FREE CASE		
\$145		

100	7/8 hp Router	\$ 102
1001	Router base	47
630	1 Hp Router	125
691	1 1/2 HP D-Handle Rtr	148
693	Plunge Router	169
6931	Plunge Base	76
695	Router Table w/motor	217
696	Router Table	125
42000	Template Guide Set	33
42160	Router Edge guide	15
7518	5-spd 3-1/4 hp Router	265
7519	3-1/4 hp Production Rtr	228
7536	2-1/2 hp Production Rtr	198
7537	2-1/2 hp D-handle Rtr	208
7538	3-1/4 hp Plunge Router	234
7539	5-speed Plunge Router	265

TRIMMERS



7310	Trim Router	
\$88		
97310	Trimmer kit	194
7312	Offset Trimmer	125
7319	Tilt Base Trimmer	105

RANDOM ORBIT SANDERS

332	R.O. SANDER	
\$63		
333	R.O. Sander w/bag	\$ 68
334	R.O. Sander w/bag	73
7334	5" R.O. Sander	119
7335	5" VS R.O. Sander	129
7336	6" VS R.O. Sander	134
73333	Dust Collector	20

BELT SANDERS

351	3x21 Belt Sander	144
352	3x21 Belt Sander w/bag	148
360	3x24 Belt Sander w/bag	184
361	3x24 Belt Sander	179
362	4x24 Belt Sander w/bag	189
363	4x24 Belt Sander	185

	363		504
---	-----	--	-----

503	4x24 H.D. Belt Sander w/bag	359
504	4x24 Wormdrive Belt Sander	348

FINISH SANDERS

330	Palm Sander	
\$49		
after \$10 PORTER-CABLE rebate		
505	1/2 Sheet Sander	118

BISCUIT JOINER

556	with Case & Adjust. Fence	
\$178		

CORDLESS DRILLS

9840	9V. Cordless -2 batteries	
\$163		
9841	9V. w/ Keyless Chuck	\$ 169
9853S	12V Cordless-2 batt	179
Extra Batteries for 9 or 12 V		39

MORE SPECIALS

513	Lock Mortiser	679
517	Lock Face Template	139
102	Door Plane & Hinge Kit	339
9118	Door Plane Kit	203
59381	Door Hinge Kit	165
59859	Door Hinge Access Kit	99
659	Drywall Screwgun	79
550	Pockethole Maker	179
1700	Heat Gun	65
9629	Recipro Saw	147
9647	Tiger Cub Recip Saw	116

ABBEEY TOOLS

1-800-225-6321

1132 N. MAGNOLIA, ANAHEIM CA. 92801
 OPEN 8-5:30 WEEKDAYS 9-2 SATURDAY
 Calif. residents add 7.75% state sales tax
 SERVING YOU FOR OVER 15 YEARS
 Prices subject to change without notice

WOODWORKER'S CATALOG

Over 4000 products to **BUILD, REPAIR, RESTORE, REFINISH** anything made of wood!

It's the catalog woodworkers rely on—116 pages jam-packed with fine woods, veneers, tools, finishing supplies, and much more—all top quality, all reasonably priced, all with our 60-day no-questions-asked guarantee. For your 2-year subscription send \$1.00 to:

CONSTANTINE
Serving Woodworkers for 181 years

2050 Eastchester Rd., Dpt. 35311, Bronx NY 10461

2 year subscription Only \$1.00

GLUE SPOT PROBLEMS? SPOTLIGHT

exposes glue before stain
exposes it for you!

Mixed with white or yellow wood glue, **SPOTLIGHT** makes the glue visible when exposed to a fluorescent U-V light.


1/3 oz. makes 1qt \$3.00
2/3 oz. makes 1qt \$4.50
22/3 oz. makes 1gal \$6.00
18" U-V fluorescent light \$27.00
S&H for SPOTLIGHT and light \$8.00
S&H for SPOTLIGHT only \$4.00
PA res. add 6%

Questions? Call: 800-933-7963

P.O. Box 97
Carlisle, PA 17013

(include no. & exp. date)

DRY YOUR OWN LUMBER...




...With an EBAC Wood Drying System

- 3 MODELS UNDER \$3000
- RUNNING COSTS ABOUT 3¢-5¢ PER BF

If you thought you couldn't afford your own dry kiln — NOW YOU CAN!

CALL TODAY 1-800-433-9011

 **EBAC LUMBER DRYERS**
106 John Jefferson Rd., Suite 102
Williamsburg, VA 23185

1-800-433-9011 • FAX (804) 229-3321
in Canada: (905) 985-2123 • FAX (905) 985-3708

BEST CARVING SUPPLIES!



100s of quality hand & power carving tools, books, kits, plus more. Fast friendly service, lowest price & satisfaction guaranteed. Join 100's of happy customers, send \$2 for our 76 pg. color catalog.

Wood Carvers Supply, Inc. 

SERVING CARVERS SINCE 1955
P.O. Box 7500-G,
Englewood, FL 34295-7500

LOOKING FOR PIERCED TIN?

Come to the source . . . **COUNTRY ACCENTS®** as featured in many national magazines.

Quality handcrafted and reasonably priced panels available in 16 different metals including copper and brass. 100s of designs ready to install in a wide variety of sizes. Panels have a variety of uses:

- Cabinets
- Jelly cupboards
- Hoosiers
- Pie or food safes
- and MORE!
- Hutches
- Ice boxes

Custom size and design a specialty.

Our extensive line of Do-It-Yourself supplies include over 20 types of punches and metal chisels, blank metal stock and patterns for the home crafter.

Send today for 70+ page catalog plus set of metal sample swatches - \$15.95 OR catalog only - \$5.00. For everything in pierced metal . . . Since 1979.

COUNTRY ACCENTS® P.O. Box 437, Dept. WD-93/4, Montoursville, PA 17754
(717) 478-4127 M-F 9-4 ET • MasterCard / VISA accepted



Make Thousands

Turn Your Scrap Wood into BIG Profits!

I'm offering 15 of my top money making patterns. These patterns are an assortment of small craft and gift items which you can finish and have ready for sale without painting. Plus, I will send you many time saving - money saving tips from over 20 years experience. In just a few minutes you will be able to make enough from your left over wood to pay for these patterns. Send \$15.00 for patterns and tips to:

Wood Craft
P. O. Box 57
Herculaneum, MO 63048
1 800 757 7895 VISA/MC

Why it takes legwork to flatten your stomach.

You can't reduce stomach fat by exercising abdominal muscles alone.

Research shows that exercises that work only abdominal muscles are not effective. You need a total-body workout — you need a NordicTrack, "The World's Best Aerobic Exerciser®." The NordicTrack total-body motion involves all major muscle groups, which means you burn more fat in less time. In fact, you can burn up to 1,100 calories per hour.

Use a NordicTrack® total-body exerciser to flatten your stomach.

A NordicTrack workout gives you a smooth, vigorous motion that's easy on your joints. The patented flywheel and one-way clutch mechanism gives you a jarless, realistic cross-country skiing workout. Best of all, NordicTrack is so complete it takes as little as 20 minutes, three times a week.

30-day in-home trial!

FREE Video and Brochure

Call **1-800-328-5888** Ext. 08BK3

or write: NordicTrack, Dept. 08BK3, 104 Peavey Road, Chaska, MN 55318

Please send me a FREE brochure
 Also a FREE VHS videotape


Name _____ Phone () _____
Street _____
City _____ State _____ Zip _____

The World's Best Aerobic Exerciser®

NordicTrack

A CML Company

©1993 NordicTrack, Inc., A CML Company • All rights reserved.

CAN'T FIND THE TOOL YOU WANT?

You should be reading *Fine Tool Journal*



- Magazine on hand tools for collectors & craftsmen.
- Absentee Auctions
- Tools For Sale
- Historical Information
- Coming Events Calendar
- Each issue at least 48 pgs.
- Published Quarterly

1 Yr. Sub. - \$20.00 • Sample, \$4.00

P.O. Box 4001, Dept. WD-93
Pittsford, VT 05763
(802) 483-2111

WHY ARE WE PRACTICALLY
"GIVING AWAY?"



"212 WOODWORKING PATTERNS FOR ONLY 4¢ EACH?"

IF YOU LIKE TO CUT PATTERNS OUT OF WOOD, THIS IS THE SET FOR YOU! YOU'LL FIND A TREASURE HOUSE OF IDEAS INSIDE. 212 BEAUTIFUL WOODWORKING PATTERNS AND DESIGNS.

(By Frank K. Wood)

FC&A, a Peachtree City, Georgia, publisher, announced today that it is practically "giving away" an all-new set of "212 Woodworking Patterns."

- Curvy curios, charming country cats.
- Sturdy shelves, shadow boxes, showy plaques.
- Victorian ladies and stylish gents.
- Rack up your spices, spice up your den.
- Folk art, Shaker art, modern art, too.
- Hanging hearts, huggable bears.
- Welcome signs, house name and number sign, proudly displayed.
- Whizzing whirligigs, models of planes.
- Birthday surprises, decorations for major events.
- Dancing bear, prancing pony, soaring eagle.
- Circus animals and barnyard critters.
- Christmas candy cane mouse and candy cane border for your house
- Comic cartoons.
- Summer garden helpers, lawn deco art.
- Pretty jewelry ideas for girls of all ages.
- Picture-perfect frames, country carousel on a stand.
- Bunnies for Easter, rabbits to hang on the wall.
- Angels of love, Christmas and song.
- And much, much more.



Build all these wooden favorites. Illustrated plans include full-size patterns and complete instructions. To order a set, just return this notice with your name and address and a check for \$7.99 plus \$2.00 shipping and handling, and we will send you "212 Woodworking Patterns" right away. Or, for only \$9.99 plus \$2.00 shipping and handling, you can get both the basic set and an extra 100 large patterns.

Send your check along with your name and address to: FC&A, Dept. OWZ-10, 103 Clover Green, Peachtree City, GA 30269.

You get a no-time-limit guarantee of satisfaction or your money back.

You must cut out and return this notice with your order. Copies will not be accepted!

**IMPORTANT — FREE GIFT OFFER
EXPIRES NOVEMBER 30, 1993**

All orders mailed by November 30, 1993, will receive 50 special, seasonal, woodworking patterns as a free gift, guaranteed. Order right away!

©FC&A 1993

ROBLAND X 31 THE INTELLIGENT ONE MAN SHOP

90-MINUTE
DEMO
VIDEO



- 1100 lbs.
- 3 separate 3HP motors
- 12" jointer
- 12" planer
- 10" table saw
- 50" sliding table
- 3HP shaper
- mortiser
- cast iron

The Robland X 31

is designed to make maximum use of minimum space ideal for the small professional shop and the demanding hobbyist. Change from one tool to another in 20 seconds or less! Solid, sturdy, reliable.

CALL OR WRITE FOR MORE INFORMATION NOW!

2265 LAGUNA CANYON RD., LAGUNA BEACH, CA 92651

LAGUNA TOOLS

1-800-234-1976 or 714-494-7006

Another breakthrough tool only from Garrett Wade...

With 224 pages, our Free Catalog is probably the biggest in the business. We think it's the best, too.

We have the woodworking supplies and tools that you just can't find in your local hardware store anymore. Everything from traditional old-style hand planes and saws to the very latest in power tools and accessories.

We've got Measuring tools, Chisels, Carving tools, Turning tools, Sharpening tools, and much, much more. Plus half a dozen kinds of glue to hold your work together, 70 stains to color it, and 20 different top coats to protect it.

Just send us the coupon below or call toll-free for your free 1994 Garrett Wade Catalog — plus free supplements throughout the year. It could be just the tool your workshop needs.



Our free 1994 Catalog.

Garrett Wade Co., Inc.
161 Avenue of the Americas
New York, NY 10013, Dept. 910
800-221-2942



Name _____
Address _____
City _____ State _____ Zip _____

GREAT IDEA!

"This has to be the most attractive and practical way yet to cover a pickup bed."

A key locked roll-up hard cover that's weathertight.



for free brochure on the **ROLL-TOP-COVER™**

call or write: Pace-Edwards Co.
100 Commercial Street
Centralia, WA 98531

1-800-338-3697

**BUILD A SHOP OF YOUR OWN
FOR PRICES YOU COULD ONLY
DREAM ABOUT**

LIMITED OFFER



**EASY DO-IT-YOURSELF CONSTRUCTION
PACKAGES INCLUDE STEEL FRAMES,
SHEETING AND HARDWARE**

30x36
Value \$6,552
NOW \$3,359

36x48
Value \$10,349
NOW \$5,317

40x60
Value \$14,779
NOW \$7,731

46x72
Value \$20,008
NOW \$10,935

Other Sizes Available
MIRACLETRUSS®
1-800-843-8275
FAX 612-544-1835
Made in America **WM**

One Stop Wood Shop

Domestic and exotic hardwood plywood and lumber, marine plywood, over 30 species in stock—all under one roof.

Custom cutting services to your exact specifications with little or no waste at competitive prices! We specialize in bundling and shipping.

Call (617) 666-1340 today for catalog and quote.

Boulter Plywood Corp.
24-WD Broadway, Somerville, MA 02145

Sleep On Air Cushion Comfort

• Adjust Firmness to Fit Your Exact Needs.

• Research shows 94% of back pain sufferers say Select Comfort gives them the back support they need to get a better night's sleep.



• Unique air-cushion design contours to your body, providing superior back support and comfort.

Customized Comfort—You Control The Firmness.

Revolutionary Air Support System.

Select Comfort's unique air support sleep system lets you control the feel and firmness of your bed—simply by pushing a button. Your mattress can be firmer than the firmest innerspring or softer than the softest feather bed...helping you sleep more comfortably, reducing back pain and muscle aches, and providing true support. Change the firmness whenever you like to meet your exact preference.

Adjust Your Side Separately.

Inside the mattress are two air chambers. You can adjust your own side independently. With Select Comfort, you satisfy your own needs without compromise.

Try Risk-Free for 90 Nights.

Sleep on a Select Comfort for 90 nights. If you are not completely satisfied, return it for a full refund.

15 Year Warranty.

Discover why 96% of Select Comfort users recommend it to their family and friends.

"I am a doctor and often come home exhausted. This mattress is the most comfortable I've tried."

Dr. Connie Horn, M.D., Clarksville, OH

"For the first time in years, we wake up without aches and pains and have more energy!"

Mr. & Mrs. Dennis Clevenger, Lawrenceville, GA

Call now for your

FREE VIDEO

and FREE Brochure


1-800-831-1211



Select Comfort provides proper back support and contours to your body, distributing weight evenly.



Innerspring mattresses create pressure points and uneven support.



Waterbeds rely on displacement and can cause a "hammock effect," bending your spine unnaturally.

YES! Please send me a FREE Video & Information Packet.

Name _____

Address _____

City _____ State _____ Zip _____

Evening Phone (____) _____

Select Comfort Corp.

9301 75th Ave. N.

Minneapolis, MN 55428-1003

© Select Comfort Corp. 1993

Dept 1782

Worth writing for...

You can get useful ideas and product information by mail. Use the coupon in this section to order your choice of literature listed below. Each company mails the catalogs or information directly to you.

POWER TOOLS

SCROLL SAW, CRAFT & WOODWORKING CATALOG—Specially products from the exclusive distributors of HEGNER, the precision saws with SCROLLVERGNEGEN. Complete information on scroll accessories, including blades and lettering guides. Also JET Clamps, HEGNER Lathes, PLANO Vertical Glue Press, and more. Toll-free customer service hotline included! AMI, LTD. \$2.00. *Circle No. 3.*

TOOL CRIB CATALOG—Since 1948, woodworkers, homebuilders, industry and schools across the country have looked to the Tool Crib as their source for power tools and equipment. Our prices are low; our sales people are knowledgeable; and our service is first-rate! We stock over 10,000 tools with top name brands like Black & Decker, Delta, Ryobi, Makita, Powermatic, Jet, Freud, Bosch, Porter Cable, Milwaukee and many more. We offer competitive prices with quality service and same day shipping. Send for your NEW 1993 catalog. It's worth it! TOOL CRIB, \$3.00. *Circle No. 6.*

TRANSPOWER, CP TOOLS INC.—A fine line of quality woodworking machinery, saws, shapers, planers and more. Send for free catalog. CP TOOLS INC. Free. *Circle No. 15.*

TOOLS AND SUPPLIES—for cabinetmaking, antique restoring, woodturning, wood carving, picture framing, chair caning, marquetry and more—over 4000 products in all are featured in Constantine's 1993 Woodworkers' Catalog, 116 pages, full color, with every product guaranteed to please or your money back. 2 year subscription. CONSTANTINE'S. \$1.00. *Circle No. 20.*

ENLON IMPORT CORP. GRAND OPENING—We would like to recognize you as our most important asset. We offer a large selection of fine woodworking machinery, tools and accessories for your business and home workshop. Take advantage of our grand opening specials. Send for catalog. ENLON IMPORT CORP. Free. *Circle No. 35.*

INCA MACHINERY INFORMATION—Complete information on the famous line of Inca woodworking machines. Designed for precision work by the small to medium sized cabinet shop. Used by thousands of hobbyists and professionals. Table saws, bandsaws, joiner/planners, dust collector, radial arm saw. GARRETT WADE CO. Free. *Circle No. 44.*

HOME LUMBER—For the largest selection of Makita at the right price. We also provide great pricing on Amana Carbides, DeWalt power tools, Bostitch Air Nailers & David White Instruments. Same day shipping, free freight. We accept Visa, Mastercard, Discover, COD. Send for information. HOME LUMBER. \$1.00. *Circle No. 48.*

INTERNATIONAL TOOL CORPORATION CATALOG—features the best tools & accessories at the absolute lowest prices anywhere! Whether you are a home woodworker or an industrial user, you will find an incredible selection featuring Porter Cable, Bosch, Skil, Freud, Delta, Milwaukee, Hitachi, and many, many more. We offer same day shipping, the most knowledgeable sales staff and free shipping on most UPS orders in the continental U.S. INTERNATIONAL TOOL CORP. Free. *Circle No. 49.*

LOBO POWER TOOLS—Fine crafted woodworking power tool, top quality, affordable prices. A commitment of customer satisfaction, with a full 1 year warranty. We sell a complete line with many options for our band

saws, table saws, planers, jointers, double drum sanders, edge sanders, wide belt sanders, power feeders and many, many more. Send today for a free brochure. LOBO POWER TOOLS. Free. *Circle No. 57.*

GET TO THE FINISH LINE FASTER—with a Performax drum sander. Don't spend hours with a hand-held belt sander. Sand ultra-wide stock ultra-smooth in just minutes. Models start at \$300 to \$3495. Select the model that fits your budget and your needs. New metal abrasive fasteners keep sandpaper tight without re-wrapping. PERFORMAX PRODUCTS. \$1.00. *Circle No. 78.*

HAND LAMINATE & WOODWORKING TOOLS—A new catalog is now available that covers 25 groups of special hard-to-find industrial-quality hand tools. Included are VIRUTEX® slitters, PLASTI-CUT® files, laminate shears, scoring cutters, trimmers, plate joiners, and many more. PRACTICAL PRODUCTS CO. \$1.00. *Circle No. 82.*

WOODWORKING TOOLS & ACCESSORIES—While the history of RB Industries goes back 60 years, this is the first time we've brought together all our precision-made tools and accessories in one catalog. The Hawk Precision Scroll Saw, 4-in-1 Woodplaner, Panel Master Door Machine, Router System, and much more. Quality equipment built here in the heart of America. When you buy from us, you deal directly with the manufacturer. Our prices, quality, and 3 year Warranty reflect our commitment. Send today for FREE information. RB INDUSTRIES, INC. Free. *Circle No. 84.*

TOOLS ON SALE™—A division of Seven Corners Ace Hardware, Inc. offers a catalog of over 400 pages of the most popular brands of power tools available anywhere, all at discounted prices. Included are saws, planers, sanders, routers, drills and more from manufacturers such as Milwaukee, Makita, Porter Cable, Black & Decker, Dewalt, Freud, Bosch, Delta, and many more. Now introducing a full range of Werner brand ladders. Tools on Sale™ division of SEVEN CORNERS ACE HARDWARE, INC. \$1.00. *Circle No. 92.*

WILLIAMS & HUSSEY—Thousands of professionals use our American-made molder/planners to produce curved or straight moldings. Over 40 years of experience with a 5-year warranty. In the shop or at the job site, W & H meets your needs every day with quick knife changeover and ultimate versatility with all kinds of wood. Send for catalog. WILLIAMS & HUSSEY. \$1.00. *Circle No. 93.*

PORTABLE SAWMILLS—Convert logs into valuable lumber—Wood-Mizer® Products manufactures a line of portable bandsaw mills that allows the novice as well as the experienced sawyer to safely convert standing logs into lumber. Then, with the use of our SolaryDry™ Kiln or Vacu-Kiln™ to dry your lumber, you could increase the value of every board you produce. We manufacture some of the most progressive woodworking equipment on the market today. Product videos available. Send for our 31-page catalog. WOOD-MIZER PRODUCTS. \$2.00. *Circle No. 94.*

HAND TOOLS

MARK-N-CUT—Patented new multi-tool guide is used to design, measure, preview, mark layout, set tool stops, and guide cuts with any standard or plunge base router and other tools. Simply substitute the router for the pencil in the versatile guide for accurate cutting of circular, straight line, and multi-pivot designs you mark. Literature \$1.00—refunded with order. MARK-N-CUT DISTRIBUTORS, INC. \$1.00. *Circle No. 130.*

PERSONAL BRANDING IRONS—Brochure describes branding irons that enable you to put your name on your work quickly and easily. Made especially for branding wood, they are available with 1, 2, 3 or 4 lines of copy. Changeable date also available. NOVA TOOL CO. \$1.00. *Circle No. 160.*

IMPROVE YOUR WOODWORKING SKILLS!—Craftsmen around the world have discovered the secret of better quality work. The 72 page Japan Woodworker Catalog is loaded with a huge selection of Japanese saws, waterstones, chisels, gouges, carving tools, planes, cutlery and garden tools. Send for 1992 catalog and all supplements for two years. THE JAPAN WOODWORKER. \$1.50. *Circle No. 190.*

STAINS/FINISHES

AMAZON'S PREMIUM FINISHING OILS—These are the finest, enviro-friendly oils. Available since 1978. Golden Teak oil — Mahogany oil — Oakwood oil — Pure Tung oil — Danish oil — Cedar & Lemon oils. Sold and used, worldwide, in fine furniture finishing as well as toys. All imported and refined oils formulated for all projects. Catalog. AMAZON PRODUCTS. \$1.00. *Circle No. 200.*

ENVIRONMENTALLY SAFE FINISHING—High-solids lacquers, water-based varnishes, HVLP Sprayers, plus water and alcohol soluble stains and environmentally safe strippers are just a few of the 4000-plus products in Constantine's 1993 Woodworking Catalog, 116 pages of woods, veneers, moldings, trims, hardware, tools, books, plans and more—all guaranteed to please or your money back. 2 year subscription. CONSTANTINE'S. \$1.00. *Circle No. 210.*

PLANS

HEIRLOOM WOOD TOY PATTERNS—First time these original designs are available! A catalog of full-size patterns, kits and finished toys too. Unique patterns for every skill level. We have arks, cars, trucks, trains and much more. Designs are based on our exclusive puzzle concept. BALDWIN TOY COMPANY. \$2.00. *Circle No. 320.*

SALES TESTED DESIGNS—available as plans only, parts kits, or plans and parts kits. Complete stock of parts, tools and supplies. Door Harps to Digital Electronic/Wood Projects. Full size plans! Catalog. CRAFTER'S MART. \$1.00. *Circle No. 328.*

FURNITURE PLANS & HARDWARE KITS CATALOG—Save time, save money. Choose from a growing selection of plans for small projects to large furniture. Buy the plans only, or the complete hardware kit including hard to find molding, hardware, and brass glass. Plans include desks, entertainment centers, hutches, and more. Full size patterns where necessary. You provide the wood, we provide everything else you need. DREAMWOOD. \$1.00. *Circle No. 342.*

FULL-SIZE FURNITURE PLANS CATALOG—Illustrates and describes over 200 plans for making furniture of quality found in museums and fine furniture stores. Plans include rollout desk, cradles, dining tables, chairs, buffets, chests, gun cabinets, poker table, children's furniture, rocking horse, spinning wheels, and more. Bill of materials exploded drawings assist the woodworker. FURNITURE DESIGNS, INC. \$3.00. *Circle No. 345.*

PROJECT PLANS—Full-size patterns for over 500 easy-to-build woodworking projects. Nation's leading source for scroll saw patterns, cow projects, toy plans, yard ornaments, wood furniture, etc. Over 3000 hard-to-find specialty items. Send for your big new 80-page catalog. MEISEL HARDWARE SPECIALTIES. \$2.00. *Circle No. 401.*

WOOD TOY PATTERNS—Patterns for all ages including children's patterns and executive toys. New catalog has many new patterns to choose from including parts and wheels. Send for new catalog and receive a coupon for free wheels and axle pegs. TOYS AND JOYS. \$1.00. *Circle No. 465.*

BUILD A NEW UTILITY WAGON—for Christmas '93". This hi-tech 6 wheel design has a 2' x 4' cargo box, rear wheel suspension and automotive steering. Made of plywood, hardwood, and simple metal parts. Full sized blueprint pack \$15.95+\$2.50 S/H. Send \$2 for the Wings & Wheels 16 page catalog. WINGS AND WHEELS. \$2.00. *Circle No. 485.*

CRAFT AND GIFT PATTERNS—We have several different sets of unique pattern designs which have proven to be good sellers. Many of them can be made from scrap wood. With these unusual patterns you can actually take the scrap wood you were going to throw away and turn it into money in your pocket. Send \$3.00 for brochure, and we will also send you a free 2" letter and number pattern. WOOD CRAFT. \$3.00. *Circle No. 490.*

WOOD-MET SERVICES CATALOG LISTS SOME 700 PLANS—to build a wide variety of tools and accessories to equip your workshop. They vary from complete machines to hand tools, photo accessories to shop methods. Included are some 80 attachments for your lathes, drill presses & routers, over 60 hand tools, plus sander, welder, shaper, table saw accessories, etc. Others include a portable band sander, metal spinning tools, air compressor, 3/4" spindle wood shaper, wood lathe & chisels & a 12-in. thickness planer. Send for catalog, order plans, build the equipment for your shop and save. WOOD-MET. \$1.00. *Circle No. 496.*

LUMBER

QUALITY EXOTIC LUMBER/TURNING WOODS—We offer a comprehensive selection of fine quality exotic woods. Also available are mechanisms for making wooden barrel pens/pencils/roller balls/ fountain pens. Ebony, Kingwood, Tulipwood, Snakewood, African Blackwood, Cocobolo, Bloodwood, Figured Maple, Spaulled Maple, Padauk, etc. Unique and unusual turning woods and burls are also available. Send for catalog. BEREA HARDWOODS. \$1.00. *Circle No. 510.*

ONE STOP WOOD SHOP—Domestic and exotic hardwood plywood and lumber, marine plywood, over 30 species in stock—all under one roof. Custom cutting services to your exact specifications with little or no waste at competitive prices! We specialize in bundling and shipping. Send for catalog. BOULDER PLYWOOD CORP. Free. *Circle No. 512.*

YOU DESERVE QUALITY HARDWOODS—Bristol Valley Hardwoods is the hardwood store you've been looking for. Domestic & exotic lumber, thin stock, hardwood plywood & flexible veneers, dowels and 25 Sq. Ft. advantage packages. Catalog. BRISTOL VALLEY HARDWOODS. \$1.00. *Circle No. 513.*

MORE THAN 4000 WOODS—veneers, inlays, carvings, legs, pegs, tools, mouldings, finishes, decorative hardware, plus books, plans and more—everything for people who work with wood! Constantine's 181 years of woodworking experience make it the catalog woodworkers rely on; their 60-day money-back guarantee is your assurance of 100% satisfaction. 2 year subscription. CONSTANTINE'S. \$1.00. *Circle No. 515.*

ATTENTION WOOD READERS—If you want to spend more time in your wood shop and less time shopping for wood, PROJECT-PAK is for you! Our catalog contains 60 PROJECT-PAKs of projects originally built in WOOD Magazine. Send today and enjoy hassle free woodworking. Catalog. HERITAGE BUILDING SPECIALTIES. \$1.00. *Circle No. 550.*

STEVE H. WALL LUMBER CO—Quality hardwoods and woodworking machinery for the craftsman and educational institutions. 16-page catalog lists 17 species of popular hardwoods at wholesale prices. Also dealers for MiniMax, Freud and ProCut woodworking machines. STEVE H. WALL LUMBER CO. \$1.00. *Circle No. 592.*

EXOTIC IMPORTED AND DOMESTIC HARDWOODS—Over 75 species of lumber, bowl blanks, turning squares and veneer. Samples (1/4" x 3" x 6") ideal for craftsmen, furniture and cabinet makers, architects, and designers available. Catalog provides common and botanical name, source, and description of each wood. Send for catalog. WOODWORKERS SOURCE. \$1.00. *Circle No. 598.*

VIDEOS

LAGUNA TOOLS VIDEO—Learn why most European workshops are using a central machine center rather than separate machines. 90 min. video presentation of "The Intelligent One Man Shop. The Robland X 31". Send for video. LAGUNA TOOLS. \$6.00. *Circle No. 615.*

EPOXIES/GLUES

DETECT UNWANTED GLUE EASILY—before ruining your work! Add SPOTLIGHT to your glue, then view the work under the available U-V light. The savings pay for SPOTLIGHT with the first otherwise missed spot. SPOTLIGHT's only effect is to make glue highly visible under U-V light. Send for information. SPOTLIGHT. \$1.00. *Circle No. 710.*

GENERAL WOODWORKING CATALOGS

CONSTANTINE'S 181ST ANNIVERSARY CATALOG—is packed with woods, veneers, tools and supplies. Choose veneers in more than 81 varieties... inlays, overlays, hardwoods, moldings, trims, caning supplies, finishes, hardware, and tools, tools, tools! Over 4000 products, illustrated in full color and guaranteed to please or your money back. 2 year subscription. CONSTANTINE'S. \$1.00. *Circle No. 820.*

THE WOODTURNERS CATALOG—48 color pages of the finest woodturning tools, machinery and supplies available. Featuring Henry Taylor, Sorby, Richard Raffan and Dale Nish workshops. Catalog price refunded with order. CRAFT SUPPLIES USA. \$2.00. *Circle No. 830.*

MASTER TOOLS CATALOG—1992-93 236-page master woodworking tools catalog. Full line of the best hand tools, power tools & accessories, machinery, glues, finishing supplies, workbenches, and much more. Hundreds of books included. All four-color. Lots of technical information. GARRETT WADE CO. \$4.00. *Circle No. 855.*

GRIZZLY IMPORTS, INC.—1993 is our 10th year of providing woodworkers with an incredible selection of machines, tools and accessories at prices you can afford. Send for your free 1993 catalog today and celebrate with tremendous savings on all your woodworking needs. GRIZZLY IMPORTS INC. Free. *Circle No. 860.*

COMPLIMENTARY TOOL CATALOG—Woodcraft offers over 4,000 of the finest quality woodworking tools, books, supplies, and cabinetry hardware in our complete full color catalog. Craftsmen, cabinetmakers, carvers, woodturners, and hobbyists have depended on Woodcraft since 1928. Backed by Woodcraft's unconditional guarantee. Free technical assistance. WOODCRAFT SUPPLY CORP. Free. *Circle No. 955.*

THE WOODWORKERS' STORE CATALOG—New! The Woodworkers' Store 1992-93 catalog with over 150 new items features 100 full color pages of domestic and exotic hardwoods, veneers, wood parts, specialty hardware, kitchen accessories, finishing supplies, tools, books, and plans... Many exclusive items and hard to find specialties. Orders shipped in 24 to 48 hours. Over 37 years in business! Sats-faction guaranteed. Catalog. THE WOODWORKERS' STORE. \$2.00. *Circle No. 965.*

KITS

OUR QUEEN ANNE FURNITURE KITS—are ready to assemble and finish. They include dining room table, chairs, hutch, sideboard, a variety of occasional tables, and a personal desk. All are made in solid cherry, oak, walnut, and mahogany. We also stock individual Queen Anne legs for every project. Complete information in our brochure packet. ADAMS WOOD PRODUCTS. Free. *Circle No. 1002.*

ATTENTION WOOD READERS—If you want to spend more time in your wood shop and less time shopping for wood, PROJECT-PAK is for you! Our catalog contains 60 PROJECT-PAKs of projects originally built in WOOD Magazine. Send today and enjoy hassle free woodworking. Catalog. HERITAGE BUILDING SPECIALTIES. \$1.00. *Circle No. 1040.*

SHIP MODELING CATALOG—Historic Ship Models—Museum quality replicas you build yourself. Pre-cut wooden parts, metal and brass fittings, cloth sails, plans and instructions. Send for 80 page color catalog. MODEL EXPO, INC. \$1.00. *Circle No. 1075.*

BUCKBOARD BENCH KIT—Kit includes, steel springs that give a little, metal arms and back rails, hardware, and complete instructions. Also available kit with oak parts cut to size. Send for information. THE ROUDEBUSH CO. 50c. *Circle No. 1085.*

PUBLICATIONS

THE FINE TOOL JOURNAL—Published quarterly. The magazine for craftsmen and collectors who buy and use hand tools; antique, obsolete and modern. We have specialized in this area since 1970. Besides articles

dealing with all aspects of hand tools, absentee tool auctions are a regular feature, as are book reviews, modern tool evaluations, and much more. IRON HORSE ANTIQUES, INC. Free. *Circle No. 1130.*

WOODWORKING GAZETTE—8 pages with informative information on products and techniques. Brochure for show in your area included. THE SHOW FOR WOODWORKERS, CONTRACTORS & CABINET-MAKERS. \$1.00. *Circle No. 1150.*

SHOP ACCESSORIES

LUMBER DRYING SYSTEMS—Ebac Lumber Dryers offers a wide variety of sizes from 50 B.F. to over 10,000 B.F. Three models are priced under \$3000. You get the highest quality lumber dried down to 6% - 8% moisture content. Our controllers make them easy to operate and energy efficient. Klin construction guide included to build your chamber. EBAC LUMBER DRYERS. Free. *Circle No. 1228.*

ECON-ABRASIVES—manufactures abrasive belts up to 52" wide in any grit. We carry hundreds of woodworking related accessories including: Velcro® backed discs, bar clamps, wood glue, drawer slides, chisels, hinges and hundreds of sanding accessories. Send for our 1992 catalog. ECON-ABRASIVES. Free. *Circle No. 1229.*

EASY DOES IT—with HTC'S power tool accessories. Discover many unique items, designed only with you, the dedicated woodworker, in mind. Make your machinery safer, increase the working area of your shop and accomplish nearly impossible tasks easily, quickly, accurately. Full-line catalog and price list. HTC PRODUCTS, INC. Free. *Circle No. 1245.*

WOOD MOISTURE METER—Avoid moisture problems such as cracking, warping, splitting, delamination etc. by using a moisture meter, as described in the latest brochure. Moisture Meter Mini-Ligno is designed for serious hobbyists and woodworkers. Attachments for depth measurements and remote reading during air and kiln drying are available. Available Moisture Range 6-20%, 6-36% or 4-30%, 4-60%. Catalog describes complete line of moisture meters. LIGNOMAT USA, LTD. Free. *Circle No. 1250.*

ROUTER SPEED CONTROL—Reduces speed electronically without reducing torque. Route at the speed that gives best results with the wood and bit you are using. Speed adjustable from full speed to 0 RPM. Less tear out—stops burning—less wear on bits—easy to use. Send today for information. MLCS LTD. Free. *Circle No. 1251.*

"WOOD-FRIENDLY"™ L606 MOISTURE METER—uses advanced electromagnetic wave technology to accurately measure wood moisture content from 6% to 30% to a depth of 3/4". No pins to "abuse" wood and leave ugly holes. Check out boards from top to bottom in just seconds before you buy and avoid the headaches of splitting, warpage, delaminating and failed glue joints. The Wagner L606's convenient pocket size, easy-to-read analog meter, and low price make it a must for anyone working with wood. Literature. WAGNER ELECTRONIC PRODUCTS, INC. Free. *Circle No. 1285.*

BITS, BLADES, CUTTING TOOLS

ASK FOR CMT'S CATALOG AND WE'LL GIVE YOU \$5!—CMT Tools will send you our free, full-color router bit catalog and we'll give you a \$5.00 discount on your first order! CMT bits feature anti-kickback design, Teflon coatings and micrograin carbide cutting edges. Our catalog is packed with accessories, project ideas and safety tips—it's one catalog you'll want to keep! CMT TOOLS, INC. Free. *Circle No. 1310.*

CASCADE TOOLS—The 1993 Cascade Tools catalog is the finest ever. It's jammed with great buys on SY brand industrial-grade router bits, shaper cutters and an excellent assortment of hard-to-find accessories. You'll have to see it to believe it. CASCADE TOOLS, INC. Free. *Circle No. 1315.*

SUPER-SMOOTH, EXTRA-DURABLE, CARBIDE-TIPPED CIRCULAR SAW BLADES—Get a smooth-as-sanded surface with our all-purpose 40-tooth Woodworker Blade. You will be able to rip and cross-cut 1 - 2 in. rock hards and soft woods with an unbelievably smooth finish. You will also be able to cross-cut oak and birch ply-veneers with no bottom splinters. Send today for our information pack. FORREST MFG. CO., INC. \$1.00. *Circle No. 1322.*

PRODUCTION QUALITY CARBIDE TIPPED ROUTER BITS—MLCS Ltd. has a new 32-page catalog featuring hundreds of high quality carbide tipped router bits, shaper cutters, the Router Speed Control, the "Merle Adjustable Corner Clamp," plus other Professional Woodworking Products. Prices 50% to 70% lower than elsewhere. Value, quality and prompt service guaranteed! MLCS LTD. Free. *Circle No. 1350.*

MAGNATE—provides a full line of affordable carbide tipped router bits and shaper cutters. Send for FREE new 1992-93 catalog. **MAGNATE**. Free. *Circle No. 1355.*

HARDWARE/WOOD PARTS

HARDWARE CATALOG—A unique 48-page catalog of the very finest in classic, traditional solid brass cabinet hardware. All of British or No. American manufacture. Double & single post handles, knobs, escutcheons, standard & specialty hinges, box hardware, brass screws, castors, latches, catches, locks, and more. **GARRETT WADE CO.** \$3.00. *Circle No. 1427.*

INCOME OPPORTUNITIES

MAKE MONEY IN FURNITURE RESTORATION THE MINUTEMAN WAY—Earn \$200-\$1000 per day stripping, repairing, refinishing, mirror resilvering, and/or veneering, at home or in shop, spare time or full time. We provide complete training; no experience necessary. Free workshop teaches you latest in furniture restoration. You have to see it to believe it! Business preview video \$19.95. Send for catalog. **MINUTEMAN.** \$2.00. *Circle No. 1661.*

MISCELLANEOUS

CHIMNEY SWEEPS—average \$65/hr. For over 17 years August West has helped thousands of professional chimney sweeps start their own highly profitable and exciting businesses. Get started today for an investment of less than \$4000. Gain financial freedom, independence, and security. Information kit. **AUGUST WEST SYSTEMS.** Free. *Circle No. 1850.*

MECHANISMS FOR MAKING WOODEN BARREL PENS—Pencils/Roller Ball Pens/Fountain Pens. High quality. Low prices. Wholesale/Retail. Plus other related items. **BEREA HARDWOODS CO.** \$1.00. *Circle No. 1900.*

LOOKING FOR PIERCED TIN? COME TO THE SOURCE!—70+ page color highlighted catalog introduces you to a treasury of pierced metal panels affordably priced and ready to install in your woodworking projects. Available in a wide variety of sizes, 16 different types of metal (copper & brass, tool) & over 300 designs. Custom size & design a specialty. OR all the materials and tools needed to create it yourself. Catalog includes furniture plans you can order, lantern kits, spe-

cialized metal piercing tools and MORE. **COUNTRY ACCENTS.** \$5.00. *Circle No. 1910.*

DELPHI STAINED GLASS—80-page color catalog of stained glass and related supplies. Beveled glass, hard-to-find tools, hundreds of unique patterns, kits, books, videos, and lots more. For 18 years, we've supplied both hobbyists and professionals with quality products, friendly advice, and fast 24-hour shipping. All products guaranteed 100%. **DELPHI STAINED GLASS.** \$4.50. *Circle No. 1920.*

ARMRESTS FOR YOUR CAR—Add a TracTop® sliding cushion front center armrest with pullout tray. Models for foreign and domestic bucket seat cars, Honda, Saab, Audi, Ford, GEO, Volvo, etc. Color choices. #1 worldwide for 12 years! **HUSCO ENGINEERING.** \$1.00. *Circle No. 1960.*

ROLL-TOP COVER—QUICK & EASY! The Roll-Top Cover instantly rolls out to keep contents dry and secure. When not required it rolls into its small 9" storage canister for carrying tall loads. The full length handle can be easily operated with one hand from either side of the truck. Send for brochure. **PACE-EDWARDS CO.** \$1.00. *Circle No. 1985.*

WEATHERSTRIPPING TOOL—Now you can permanently seal leaky doors and windows in just a few minutes. Our affordable tool (\$195 including motor, carbide bit, and dust-collection hose) cuts an angled groove in the corner of rabbeted jambs. Five sizes of silicone-rubber inserts will seal any gap from 0 to 3/8". Literature and samples. **RESOURCE CONSERVATION TECHNOLOGY, INC.** \$1.00. *Circle No. 1987.*

HI-TECH ENGRAVING—You don't have to be an artist with the System One High Speed Engraver (400,000 RPM). The incredible high speed combined with SCM's exclusive stenciling system allows you to produce professional results. You can engrave on wood, glass, metal, stone, ceramic, egg shell. It's as easy as writing with a pen. Send for information. **SCM ENTERPRISES.** \$1.00. *Circle No. 1990.*

STEELMASTER BUILDINGS—are available in almost any size for almost any use. From 10' to 100' wide and any length imaginable. Whether you need a back yard shop... an industrial shop... equipment storage building... whatever your requirements, you'll find a Steelmaster that's just the right size for the job. Our buildings are so easy to construct, most owners opt to construct their buildings themselves which adds up to even bigger savings. Send for information. **STEELMASTER.** \$1.00. *Circle No. 2030.*

IF YOU ARE INTERESTED IN RESTORING ANTIQUES—this 264-page catalog packed with unusual, hard-to-find items is just for you. Included are hundreds of essential items for antique restoration including top quality brass reproduction hardware, oil lamps and accessories, numerous wood component repair parts and kits, caning and basketry supplies, everything needed for wood refinishing, related tools, books, and a complete line of upholstery equipment and supplies. All at wholesale prices. Send for this informative catalog. **VAN DYKE'S RESTORERS.** \$1.00. *Circle No. 2077.*

LEGAL IVORY—Virtually identical to animal ivory. Tagua is the nut from a tropical palm tree. Ideal for jewelry, knobs, small turnings, inlay, or scrimshaw. Available in 3 sizes. Send for information. **WOODWORKERS SOURCE.** Free. *Circle No. 2090.*

***THE WOODWORKING SHOWS* MACHINERY, TOOLS AND SUPPLIES**—Hundreds of products for the woodworker demonstrated and sold at discount prices at every "Woodworking Show". In-depth seminars and free workshops on a variety of woodworking topics. Shows are scheduled in 27 cities. Send for free brochure. ***THE WOODWORKING SHOWS*.** Free. *Circle No. 2095.*

CARVING SUPPLIES

WOOD CARVING MACHINES AND ACCESSORIES—make all types of wood carving easy, fun and profitable. The machines do the work. Whether for sign carving, flat 3-D, decoys, panels, gun stocks or furniture, we have the proper machine for the job. Professional woodcarving for the hobbyist and superior quality for the professional. Begin your hobby or full or part-time business by ordering our catalog and price list. **MARLIN INDUSTRIES.** \$1.00. *Circle No. 2150.*

WOODCARVING TOOLS—Whittlers and carvers—Warren Tool Co., Inc. offers a complete catalog of whittling and carving, hand tools, sharpening aids, wood cut-outs, and related wood carving supplies. **WARREN TOOL CO., INC.** \$1.00. *Circle No. 2185.*

WOOD CARVERS SUPPLY INC.—Serving with pride since 1955. Family owned & operated with superior customer service & a large selection of quality carving supplies. Each order is inspected 3 times before leaving our warehouse, delivered fast & backed by a 30 day money back guarantee. Discover the joy & relaxation of wood carving. Order our superb color 76 page catalog with over 2,000 items including hand & power carving tools, books, knives & much more. Join 1,000s of happy customers by sending \$2 for a two year catalog subscription. **WOOD CARVERS SUPPLY INC.** \$2.00. *Circle No. 2190.*

1994 GLOBAL CARVING CHALLENGE—AQUATIC LIFE—Over \$15,000 in cash & prizes will be awarded in the 1994 G.C.C. carving contest featuring all forms of aquatic life including a Mythical category. Mail in & hand delivered entries are both welcome. Send for free information. **WOOD CARVERS SUPPLY, INC.** Free. *Circle No. 2191.*

CLAMPS

MERLE ADJUSTABLE CORNER CLAMP—Quick & easy to use. It forces your work into square. Fully adjustable from 2 1/2" x 2 1/2" to 69" x 69" in. Perfect for clamping picture frames, cabinets, or anything that requires 90° corner clamping. The Merle Clamp is cast aluminum & steel construction, a true industrial quality tool. Send today for information. **MLCS LTD.** Free. *Circle No. 2250.*

CLOCKS

KLOCKIT'S FREE 64-PAGE COLOR CATALOG—is packed with the largest selection of beautiful wood clock kits for all skill levels, a huge selection of quartz and mechanical clock movements, dials and accessories, turned wood parts, music movements, tools and much more for the craftsman! **KLOCKIT.** Free. *Circle No. 2335.*

FASTENING PRODUCTS

SQUARE DRIVE SCREWS—Thousands agree—once you try them you will never want to use anything else! The square drive recess virtually eliminates work-damaging driver bit "cam-out," the deep threads result in exceptional holding power, and they are heat treated for strength. Sizes from #4 x 3/8" to #12 x 4", with stainless steel, solid brass, brass plated, and zinc plated available. Quantity discounts. Send for literature. **McFEELY HARDWOODS.** \$1.00. *Circle No. 2450.*

Worth writing for...



Better Homes and Gardens®
WOOD Magazine, November 1993
Dept. NOW093
P.O. Box 2713
Boulder, Colorado 80329-2713

TO ENSURE PROMPT HANDLING OF YOUR ORDER FOLLOW THESE INSTRUCTIONS:

- Circle your choice
- Enclose check or money order for cost of booklets plus \$2.00 service charge (no stamps accepted)
- NO FOREIGN ORDERS ACCEPTED
- Send coupon and remittance to address above
- ALLOW 4-6 WEEKS FOR DELIVERY
- Coupon expires December 12, 1994

WOOD SUBSCRIPTION

1. A 1 year WOOD subscription (9 issues) for \$25.00 (U.S. price)—a \$19.55 savings off newsstand rate. Allow 6-8 weeks for first issue. Be sure to include payment with total below. **NO FOREIGN ORDERS ACCEPTED ON THIS COUPON; please contact Subscription Dept. directly.**

Circle numbers below corresponding to items in this issue. Please include \$2.00 for handling charge.

3.....\$2.00	92.....\$1.00	401.....\$2.00	615.....\$6.00	1130.....Free	1355.....Free	2077.....\$1.00
6.....\$3.00	93.....\$1.00	465.....\$1.00	710.....\$1.00	1150.....\$1.00	1427.....\$3.00	2090.....Free
15.....Free	94.....\$2.00	485.....\$2.00	820.....\$1.00	1228.....Free	1661.....\$2.00	2095.....Free
20.....\$1.00	130.....\$1.00	490.....\$3.00	830.....\$2.00	1229.....Free	1850.....Free	2150.....\$1.00
35.....Free	160.....\$1.00	496.....\$1.00	855.....\$4.00	1245.....Free	1900.....\$1.00	2185.....\$1.00
44.....Free	190.....\$1.50	510.....\$1.00	860.....Free	1250.....Free	1910.....\$5.00	2190.....\$2.00
48.....\$1.00	200.....\$1.00	512.....Free	955.....Free	1251.....Free	1920.....\$4.50	2191.....Free
49.....Free	210.....\$1.00	513.....\$1.00	965.....\$2.00	1255.....Free	1960.....\$1.00	2250.....Free
57.....Free	320.....\$2.00	515.....\$1.00	1002.....Free	1310.....Free	1985.....\$1.00	2335.....Free
78.....\$1.00	328.....\$1.00	550.....\$1.00	1040.....\$1.00	1315.....Free	1987.....\$1.00	2450.....\$1.00
82.....\$1.00	342.....\$1.00	592.....\$1.00	1075.....\$1.00	1322.....\$1.00	1990.....\$1.00	
84.....Free	345.....\$3.00	598.....\$1.00	1085.....50c	1350.....Free	2030.....\$1.00	

Name (please print) _____
Address _____
City _____
State _____ Zip Code _____
Phone (Optional): _____

I AM ENCLOSING:

\$ _____ for priced items
\$ 2.00 for handling
\$ _____ total remittance

DELTA TOOLS		List	Sale
Model	Description		
23-70	Wet/Grinder	234	168
23-68	6" Bench Grinder 1/4 HP	86	75
23-80	8" Bench Grinder 1/2 HP	151	115
11-80	8" Belt Press	199	144
31-050	1" Drill Sander 2.0 amp	104	78
31-460	4" Belt/Disc Sander	198	135
31-340	1" Belt/Disc Sander	269	204
31-060	1" Belt/Disc Sander	134	94
40-560	16" 2 speed Scroll Saw	266	178
11-990	12" Bench Drill Press	276	209
11-090	32" Radial Bench Drill Press	399	294
43-355	3/4" Shaper 1-1/2 HP	364	279
43-505	12" Bench Router/Shaper	399	275
22-540	12" Bench Top Planer	595	398
36-220	10" Compound Miter Saw	350	228
28-180	Bench Band Saw	232	165
40-640	20" Bench Scroll Saw	466	305
37-070	NEW 6" v/spd Bench Joints	330	255
14-600	Hollow Chisel Mortiser	668	448
46-700	12" Wood Lathe	548	435
34-761	10" Unisaw 1-1/2 HP	1715	1359
33-990	10" Radial Arm Saw	1185	915
37-280	6" Motorized Joints	488	395
50-179	3/4" 2 stage Dust Collector	483	335
70-200	20" Floor Drill Press	1049	810
33-055	8-1/4" Sawbuck w/collector	865	595
34-330	8-1/4" Table Saw 13A	343	234
32-100	Station Plate Joiner	645	265
36-040	8-1/4" Compound Miter Saw	224	159
34-915	30" Unifence	385	239
34-897	50" Delta Unifence	525	285
36-755	10" Tilt Arbor Saw	1264	935
34-444	Contractors Table Saw	850	615
17-800	16-1/2" Floor Drill Press	485	389
40-601	18" Scroll Saw with stand	942	745
22-662	13" Planer complete - 2HP	1499	1168

Planner has \$75.00 rebate-price is before rebate
 33-060 NEW "Sidekick" Miter Saw.....499 365
 14-070 NEW 14" Floor Drill Press.....450 345
 50-075 Dust Collector/Sweeper 3/4 HP360 245

The following Delta tools have a \$50.00 rebate!
 Price shown is before rebate.

28-283	14" Band Saw w/enc. stand	910	735
34-445	34-444 Saw w/30" Unifence	1200	775
34-445B	34-444 w/Bies. 50" saw fence	1300	889
37-154	DJ15 6" Joints w/3/4HPmotor	1420	1089

MILWAUKEE TOOLS		List	Sale
6527	NEW Sawzall with case	309	172
6528	above Sawzall w/wired cord	305	172
6125	NEW 5" Random Orbit Sander	200	119
6126	NEW 6" Random Orbit Sander	205	125
0399-1	12V cordless Drill Kit comp	309	165
0402-1	above Drill w/keyless chuck	314	174
0395-1	9.6V cordless Drill with case	284	158
0224-1	3/8" Drill 4.5 amp magnum	215	116
0234-1	1/2" Drill 4.5A mag 0-850 rpm	229	119
0244-1	1/2" Drill 4.5A mag 0-850 rpm	229	123
0225-1	3/8" Drill 3.5 amp 0-1000 rpm	189	107
0228-1	3/8" Drill 3.5 amp 0-1000 rpm	186	104
0372-1	3/8" close quarter Drill	239	132
0379-1	1/2" close quarter Drill	260	145
6546-1	cds Schwdr 200 & 400 rpm	138	82
5399	1/2" D-handle Hammer Drill Kit	325	188
6750-1	Drywall Gun 0-4000 5 amp	168	95
6507	Original SawZall with case	259	144
6014	Orbital Sander 1/2 sheet	124	124
8977	variable temp. Heat Gun	128	77
5397-1	3.8" var. spd Hammer Drill Kit	250	142
5371-1	1/2" var. spd Hammer Drill Kit	375	185
3107-1	1/2" v/spd right angle Drill Kit	389	209
6750-1	Drywall Gun 0-4000 5 amp	192	108
3300-1	1/2" var. spd right angle Drill	339	189
6800	Router 2 HP - 12 amp	355	198
0535-1	1/2" Drill w/keyless chuck	229	128
6145	4-1/2" Grinder 10,000 rpm	165	99
6142	6145 with case & accessories	204	129
6749-1	Drywall Gun 0-2500 5.4 amp	224	124
6365	7-1/4" Circular Saw 13 amp	214	122
6366	6365 w/enc. & carbide blade	224	127
6368	6365 w/enc. carb. blade & case	244	139
6377	7-1/4" Worm Drive Saw	324	182
6256	Top Handle Jig Saw	259	145
6490	10" Miter Saw	444	265

FREUD CARBIDE TIPPED SAW BLADES		List	Sale
5/8" Bore - Industrial Grade			
LUT2M10	Gen Pur. A.T.B. 10" 40	69	39
LUB2M10	Cut-off 10"	60	33
LUB4M11	Comb 10"	50	28
LUB5M10	Super Cut-off 10"	80	45
LUM2M10	Ripping 10"	24	69
LUM3M10	Cut off 10"	60	45
LUM7M10	Thin Kerf 10"	24	72
LUM8M10	Thin Kerf 10"	60	48
LUM9M10	Ultimate 10"	80	128
LUM10M10	Compound Miter 10"	60	48
TK903	7-1/4" Finishing	40	23
TK906	10" Finishing	40	28
TK906	10" Combo	50	30
SD306	6" Dado - Carbide	215	112
SD308	6" Dado - Carbide	230	119
F0	1-3/4" x 5/8" Biscuit 1000 Qty.	43	29
F10	2-3/4" x 3/4" Biscuit 1000 Qty.	43	29
FA	Assorted Biscuits 1000 Qty.	45	29
FB10	16 piece Forster Bit Set	338	184
94-100	5 pc. Router Bit Door System	320	163

The following FREUD Tools have a \$30.00 rebate!
 Price shown is before rebate - Expires 10/31/93
 FT2000ES-1/4 HP v/spd Plunge Router 410 205
 JS100 Biscuit Joiner with case.....334 162

MAKITA TOOLS		List	Sale
Model	Description		
6070DW	3/8" Speed Reverse Drill 7.2V	128	74
6071DWK	above Drill w/removable batt.	203	110
5090DW	3-3/8" Saw Kit 9.6 volt	262	149
6010SDW	3/8" cordless Drill Kit 7.2V	99	59
ML900	Incanescend Flashlight 9.6V	56	37

6012HDW	2 speed Drill w/clutch-comp.	243	129
6093DW	v/spd Drill w/dutch-compt.	261	139
6093DWE	6093DW Drill Kit w/2 batteries	270	145
6095DW	6095DW Drill w/keyless chuck	278	135
6095DWE	6095DW Drill Kit w/2 batteries	270	148
6201DWE	NEW 9.6V Drill Kit w/2 batt.	298	155
6101DW	NEW 12V Drill Kit complete	330	165
632002-4	9.6 volt Battery	47	30
632002-4	7.2 volt Battery	39	28

5007NBA	7-1/4" Saw w/electric brake	255	129
5008NBA	8-1/4" Saw w/electric brake	316	168
604510	1/4 sheet Pad Sander	97	54
9900B	3" x 21" Belt Sander w/bag	297	172
9420DB	3" x 24" Belt Sander w/bag	313	159
4301BP	Orb. var. spd Jig Saw 3.5A	275	162
JR3000V	var. speed Recip Saw w/case	250	135
LS1020	10" Miter Saw 3.5 amp	599	339
9820-2	Blade Sharpener	394	189
1900WB	3-3/4" Planer with case	232	129
1911B	4-3/8" Planer 7.5 amp	267	139
9514B	4-3/8" Grinder 4.6 amp	104	65
3601B	1" Disc HP Router	274	158
D04550	1/4 sheet Pad Sander w/bag	94	54
D43000R	3/8" Angle Drill	299	155
2708W	8-1/4" Table Saw	544	289
2711	10" Table Saw with brake	911	558
6404	3/8" Drill Rev 0-2100 rpm	2108	99
60510VR	3/8" Drill Rev 0-1050 rpm	156	88
6820V	0-4000 rpm Drywall Gun 5.2A	167	92
6013BR	1/2" Drill Rev 6 amp	265	138
5402A	16" Circular Saw 12 amp	708	395
3612BR	3 HP Plunge Router	364	169
9401	4" x 24" Belt Sander w/bag	360	205
4302C	var. speed Orbital Jig Saw	297	189
5077B	7-1/4" Hypoid Saw	273	138
LS1030	NEW 10" Miter Saw	428	209
5007NB	7-1/4" Circular Saw 13 amp	225	116
2012	12" Portable Planer	959	495
LS1011	10" Slide Compound Saw	870	498

SIOUX TOOLS		List	Sale
8030	New 3/8" var/spd Drill	238	139
8000	3/8" var/spd close qtr Drill	201	123
690	5" A/Randm Orbit Sander	139	132
690V9	690 w/vendm dust collection	281	175
658	5" Air Rndm Sander-dual action	261	155

SENCO AIR NAILERS		List	Sale
SPFN1	Finishing Nailer 1" - 2"	377	269
SPFN2	Finish. Nailer 1-1/2" - 2-1/2"	571	375
SN325	Nailer 1-7/8" - 3-1/4"	665	425
SN4	General purpose 2" - 3-1/2"	686	448
SLP20	New Pinner w/case 5/8" - 1-5/8"	399	269
SKS	Stapler 5/8" - 1-1/2"	351	245
N70	NEW HD Frammer 2" - 3-1/2"	625	475

BOSTITCH AIR NAILERS		List	Sale
N80S-1	Stick Nailer	348	248
N12B-1	Coil Roofing Nailer	845	405
N60FN-2	Finishing Nailer	625	335
N71	Brad Nailer	270	145
CWC100	1 HP Pancake Compressor	445	289

EXCALIBUR Fences & Tables		List	Sale
TT45R24L9	24" Fence	369	299
TT45R50L12	50" Fence	399	318
EXSLT30	Sliding Table	599	475
EXSLT60	Sliding Table	745	585

SKIL SIZLERS		List	Sale
77	7-1/4" Worm Drive Saw	257	144
2735-04	12 volt cordless Drill Kit	249	132
2735-04X	2735-04 with keyless chuck	269	135
1605-02	NEW Biscuit Joiner w/case	221	129
1600-10	10" Table Saw - Bench Top	270	179
3330	16" Scroll Saw - Bench Top	205	135

PANASONIC CORDLESS		List	Sale
EY6205BC	NEW variable speed 12 volt Drill w/15 min charge & case	390	178
EY6205EQ	Same as EY6205BC but battery has 40% more life & 20% more torque	368	189
EY6281BC	NEW variable speed 9.6 volt Drill w/15 min charge & case	350	168
EY62821DKW	9.6 volt Drill Kit w/2 batt.	275	155
EY6181CRK	NEW 9.6V PREDATOR Compact Drill Kit w/2 batt - 10% more pow than EY62821DKW	305	164
EY6207BCNEW	12 volt 1/2" Drill w/keyless chuck var speed w/15 min charge & case	421	222

PASLODE IMPULSE GUNS		List	Sale
IM250	Impulse Finish Nailer Kit	849	515
IM325	Impulse Framing Nailer Kit	849	595

HITACHI TOOLS		List	Sale
M12V	NEW 3 HP var. speed Router	477	225
TR12	Plunge Router 3 HP	355	174
F1000A12	Planer/8" Jointer	2835	1549
C10FA	10" Deluxe Miter Saw	553	299
C12FA	NEW 12" Miter Saw	632	315
C8FB	8-1/2" Slide Compound Saw	1026	599
FREUD LW910M098-1/2"	Carb bid 48" 43		

We now stock Hitachi Air Nailers!

1993 TOOL CATALOG AVAILABLE
 Call Toll-Free 1-800-328-0457 In Minn. Call (612)224-4859
 FAX: (612)224-8263
 CHECK • MONEY ORDER • VISA • MASTERCARD • DISCOVER
SEVEN CORNERS ACE HDW. Inc.
 216 West 7th St. • St. Paul, MN 55102 • Est. 1933

ALFIT DRAWER SLIDES		List	Sale
DS14	14" (350 mm)	4.80	3.95
DS16	16" (400 mm)	5.10	4.15
DS18	18" (450 mm)	5.40	4.25
DS20	20" (500 mm)	5.60	4.35
DS22	22" (550 mm)	5.80	4.45

DELTA #34-080 XTRA SPECIAL 198.00		List	Sale
Item#	Length	Cap	Box of 6
#0	8"	4-1/2"	19.00 11.89 61.00
#1	10"	6"	21.76 12.89 70.65
#2	12"	8-1/2"	24.95 14.95 80.95
#3	14"	10"	31.61 19.95 104.95
#4	16"	12"	42.30 24.95 143.95

TOOLS ON SALE!
 AMERICA'S LOWEST PRICED TOOLS
 FREE FREIGHT TO THE 48 CONTINENTAL STATES ON EVERY ITEM
 PRICES SUBJECT TO CHANGE WITHOUT NOTICE
 *We reserve the right to verify that the competing price quote is offered in good faith

DEWALT TOOLS		List	Sale
DW3647-1/4"	Circ. Saw w/broke 13 A	275	145
DW945K 3/8"	12V cds Drill Kit w/2 batt.	296	169
DW944K 3/8"	9.6V cds Drill Kit w/2 batt	277	

CRAFT A TOY FOR JOY!



There's still lots of time for you to build a toy and enter **WOOD**® magazine's annual contest to benefit Toys for Tots. Deadline is February 1. For details, see *page 74*.

Trees need a trusty roll-on, too

In action similar to the human immune system, healthy trees generate pitch and other resins that ward off insect attack. But trees under stress, such as from a drought, produce less of these guardian materials. Stressed trees also give off a telltale odor that alerts their condition to pest predators, according to research done by the U.S. Forest Service.

Bark beetles and nasty gypsy moths, say researchers, home right in on this stressed-tree odor. Then, infestation begins. And so far, there's no mask for the musk.




Passion for pencils and pens

To listen to Sandra and Neil Kenny of Claremont, New Hampshire, wooden pen and pencil sets are the best thing that have happened since sliced bread. That's because the couple will produce and sell a great many of them this year. And they'll make them all in their shop employing techniques learned in *WOOD* magazine.

"My husband, Neil, and I were looking through an issue of *WOOD* and came to an article on how to make wooden pens. We said 'Let's do it.' And that's how Ye Olde Hampshire Quillworks was born," recalls Sandy. (See "The Write Stuff," August 1991 issue, and the note *below*.)

"Neither of us had any experience with woodworking machines," says Neil, "but we must have had a natural instinct because it all came together." Now, the couple's basement workshop has a full complement of machines. And the Kennys continue to build on their original marketing concept: company premiums.

For California's Gallo Wineries, they made pen and pencil sets from white oak brandy-barrel staves. For the University of New Hampshire, dyed and pressurized wood in the school's colors became catchy writing instruments. And they have received orders from the state's governor's office



Neil Kenny displays his wife's and his line of lathe-turned writing utensils and accessories that they first learned to make from a *WOOD* magazine article.

for gift sets to give to dignitaries visiting New Hampshire.

From the beginning, the Kennys have expanded their product line. It now includes fountain pens, roller-ball pens, perfume pens, as well as letter openers and magnifying glasses that complement the initial pens. They've also become juried members of the prestigious League of New Hampshire Craftsmen.

Neil and Sandra credit promotion, persistence, patience, lots of research—and one article—for their success. "But it's still unbelievable," says Neil.


Editor's note: Only staff-designed projects published in WOOD magazine may legally be replicated for sale. Designs credited to independent craftsmen remain the property of the designer. To avoid copyright infringement, check project-design credits against the staff-member listing at the front of the magazine. ♣

FOOLED BY A FOREST

Director Michael Mann's search for a stand-in for a 1757-vintage forest where he could film parts of his movie, *Last of the Mohicans*, led him to North Carolina. There, around Lake James, was a forest that looked very much like the old-growth trees once typical in the upstate New York setting of James Fenimore Cooper's novel.

Illustrations: Jim Stevenson Photograph: Michael Dixon/Sierra Photographic Services

But according to the *Charlotte Observer*, Mann's choice was convincing, but way, way off. The trees at the movie site were only 30 years old, having been planted after a clearcut. The forest products company that owns the land plans to clearcut the forest again in 20 years, when the trees finally reach maturity.



NOW! PLANE, MOLD, SAND and SAW with

Infinitely Variable Power-Feed!

MAKES YOU MONEY... SAVES YOU MONEY!


Put this versatile power-feed tool to work in your shop... see how fast it pays for itself! Quickly converts low-cost rough lumber into valuable finished stock. Turns out perfect picture frame moldings, quarter-round, casing, tongue and groove... all popular patterns... any custom design.

✔ **Just a twist of the dial** puts twice as many cuts-per-inch at your fingertips as any comparable planer – from 70 to over 1,000 CPI! This heavy-duty machine will sail through even the toughest oak at higher speeds, or you can slow it down to handle those “hard-to-work” pieces like curly maple, knotty cedar, burls, knees and much more! A valuable feature for molding work, where profiles make sanding impossible.

✔ **Change to Molding, Sanding or Sawing in just minutes!** Unique “Morse-Taper” Quick Change Cutterhead guarantees fast changeover... bearings remain factory set... precisely aligned at all times.

✔ **Now choose from three powerful models!** Woodmaster introduces the first 18" and 25" Planer/Molders... with all the features that have made the 12" model the most versatile Planer/Molder on the market! Send for Free Facts today!

FREE 30-DAY TRIAL!



Woodmaster's Quick-Change Molding Head lets you create custom moldings from any stock. Choose from over 250 standard trim and picture frame patterns... or design your own!



Power-fed sanding speeds production and improves the quality of your work. No more waves or cross-grain scratches. Separate sanding head installs in just minutes.



New rip saw attachment lets you gang-rip with power feed in a fraction of the time it takes for multiple hand-fed passes on an ordinary table saw.

MAIL TODAY OR CALL
1-800-821-6651 Ext PW66



YES! Please rush me your FREE Information Kit plus details on your 30-DAY FREE TRIAL GUARANTEE!

Woodmaster Tools, Dept. PW66, 1431 N. Topping, Kansas City, MO 64120

NAME _____

ADDRESS _____

CITY _____

STATE _____ ZIP _____

PHONE () _____

Here's What Woodmaster Owners Say:

Shop Test Results—“It does an excellent job of planing, on a par with more expensive machines, and even better than some commercial models.”

Editor, Workbench Magazine

Best Value—“After checking them all, Woodmaster was obviously the best deal for the money. Also, I would like to acknowledge the polite and prompt service.”

E. D. Holtz, North Carolina

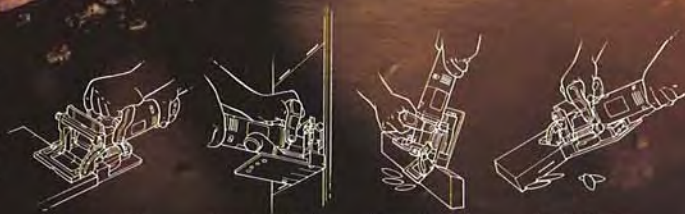
THE JOINT CHIEF.



The key to a plate joiner's performance is its fence. And that's what makes the DeWalt® plate joiner a real stand-out in its field. Because the DeWalt fence lets you make a great variety of joints and move with speed and precision from one kind to another.

All the angles are covered with an integral fence which tilts 0°-90°. The fence is calibrated from 0-90 degrees so you can make the cut at exactly the proper angle. The fence can also be located on the inside or outside of a mitered joint, according to your preference. In addition, flush cuts can be made at 0 degrees without having to remove the fence.

Rack and pinion control provides easy, accurate height adjustment and keeps the fence parallel to the blade. With this feature the risk of making an inaccurate cut is virtually eliminated. And this rack and pinion control is a feature unique to DeWalt.



Fence is quickly and accurately set to proper height and tilted to 90°.

Fence is quickly flipped back to 0° for flush cuts.

Fence allows location on the outside face of a mitered joint.

Fence tilts from 0°-90° to locate on the inside face of a mitered joint.

So if you haven't decided which plate joiner to get, you don't have to guess anymore. All you have to do is try DeWalt®. You'll add it to your staff immediately.

DEWALT
GUARANTEED
TOUGH.

To find the nearest source for the DW682K, call 1-800-4-DEWALT.